



New Zealand Seafood Exports

Calendar Year to December 2009

**Report 10B
Seafood Exports Country by Species**

Exports of Seafood Produce for 12 Months ending December 2009

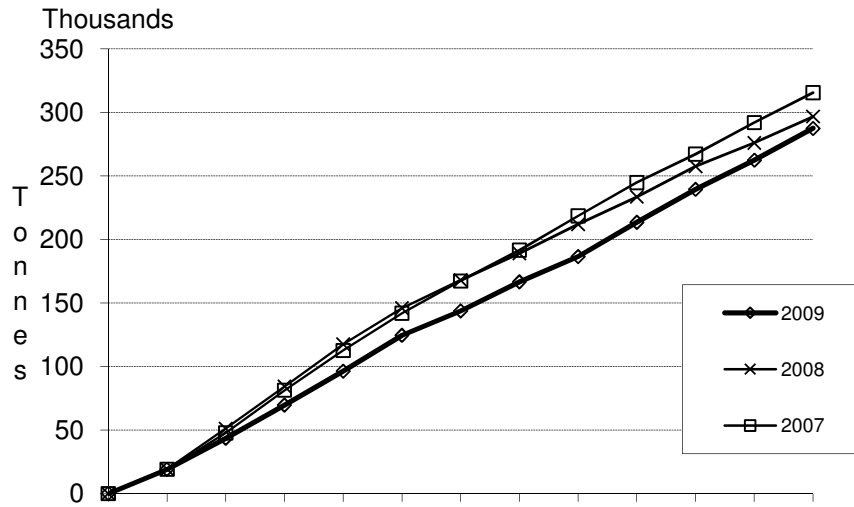
Prepared by the Information Centre, NZ Seafood Industry Council (SeaFIC), from official export figures collected by NZ Customs and supplied by Statistics New Zealand.

NETT	2008		2009		% Change on 2008	
	Tonnes	NZ\$FOB*	Tonnes	NZ\$FOB*	Volume	Value
Finfish						
Fresh						
<i>Fillets</i>	646.0	\$8,217,075	779.5	\$10,886,804	20.67%	32.49%
<i>H&G</i>	2,577.7	\$26,249,184	2,581.8	\$28,916,373	0.16%	10.16%
<i>Live</i>	288.4	\$2,079,880	322.8	\$2,228,902	11.93%	7.16%
<i>Other Forms</i>	863.4	\$8,765,985	1,469.2	\$17,181,197	70.15%	96.00%
<i>Whole</i>	6,301.9	\$63,304,543	6,466.2	\$71,474,912	2.61%	12.91%
Fresh Total	10,677.4	\$108,616,667	11,619.5	\$130,688,188	8.82%	20.32%
Frozen						
<i>Fillets</i>	23,583.5	\$178,693,244	19,675.1	\$164,833,960	-16.57%	-7.76%
<i>H&G</i>	56,214.2	\$155,872,008	57,679.0	\$177,823,209	2.61%	14.08%
<i>Other Forms</i>	34,618.4	\$107,043,155	43,374.0	\$134,021,416	25.29%	25.20%
<i>Whole</i>	45,113.6	\$107,711,503	35,578.8	\$81,600,666	-21.14%	-24.24%
Frozen Total	159,529.8	\$549,319,910	156,306.9	\$558,279,251	-2.02%	1.63%
Processed						
<i>& Other Fish Meat</i>	22,207.4	\$42,275,538	22,164.4	\$48,452,529	-0.19%	14.61%
<i>Meal, Blocks, Minced</i>	9,694.4	\$46,433,271	9,179.3	\$55,161,818	-5.31%	18.80%
<i>Prepared</i>	7,599.6	\$51,372,460	8,153.4	\$58,916,388	7.29%	14.68%
<i>Smoked, Salted or in Brine</i>	290.6	\$8,922,884	209.3	\$7,124,990	-27.97%	-20.15%
Processed Total	39,792.0	\$149,004,153	39,706.4	\$169,655,725	-0.22%	13.86%
Finfish Total	209,999.2	\$806,940,730	207,632.8	\$858,623,164	-1.13%	6.40%
Other Crustacea						
Other Crustacea						
<i>Fresh or Frozen</i>	447.9	\$12,058,569	558.9	\$18,786,497	24.79%	55.79%
<i>Processed</i>	558.1	\$9,179,457	778.6	\$11,429,808	39.50%	24.52%
Other Crustacea Total	1,005.9	\$21,238,026	1,337.4	\$30,216,305	32.95%	42.27%
Other Crustacea Total	1,005.9	\$21,238,026	1,337.4	\$30,216,305	32.95%	42.27%
Rock Lobster						
Rock Lobster						
<i>Live</i>	2,570.2	\$176,108,756	2,342.1	\$179,430,768	-8.88%	1.89%
<i>Other Forms</i>	2.7	\$181,443	3.7	\$249,331	39.45%	37.42%
<i>Tails</i>	24.1	\$1,677,326	24.9	\$1,506,480	3.16%	-10.19%
<i>Whole</i>	41.8	\$1,553,963	76.0	\$3,044,800	81.90%	95.94%
Rock Lobster Total	2,638.7	\$179,521,488	2,446.6	\$184,231,379	-7.28%	2.62%
Rock Lobster Total	2,638.7	\$179,521,488	2,446.6	\$184,231,379	-7.28%	2.62%
Shellfish						
Fresh or Frozen						
<i>Mussels</i>	32,038.6	\$186,557,208	33,052.4	\$185,059,793	3.16%	-0.80%
<i>Other</i>	1,053.2	\$7,697,575	1,000.0	\$6,483,329	-5.05%	-15.77%
<i>Oysters</i>	1,869.3	\$16,827,715	2,090.4	\$16,140,222	11.83%	-4.09%
<i>Scallops</i>	122.0	\$2,370,195	63.7	\$1,252,155	-47.75%	-47.17%
<i>Squid</i>	46,458.9	\$71,101,004	38,007.2	\$75,453,424	-18.19%	6.12%
Fresh or Frozen Total	81,542.1	\$284,553,697	74,213.7	\$284,388,923	-8.99%	-0.06%
Processed						
<i>Abalone</i>	624.5	\$43,580,633	878.3	\$47,502,026	40.65%	9.00%
<i>Mussels</i>	686.1	\$16,906,931	789.8	\$17,406,900	15.12%	2.96%
<i>Other</i>	296.8	\$2,564,392	206.8	\$1,609,371	-30.34%	-37.24%
Processed Total	1,607.4	\$63,051,956	1,874.9	\$66,518,297	16.64%	5.50%
Shellfish Total	83,149.5	\$347,605,653	76,088.6	\$350,907,220	-8.49%	0.95%
Grand Total	296,793.3	\$1,355,305,897	287,505.4	\$1,423,978,068	-3.13%	5.07%

FOB* - Free on board. The value of export goods, including raw material, processing, packaging, storage and transportation up to the point where the goods are about to leave the country as exports. FOB does not include storage, export transport or insurance cost to get the goods to the export market.

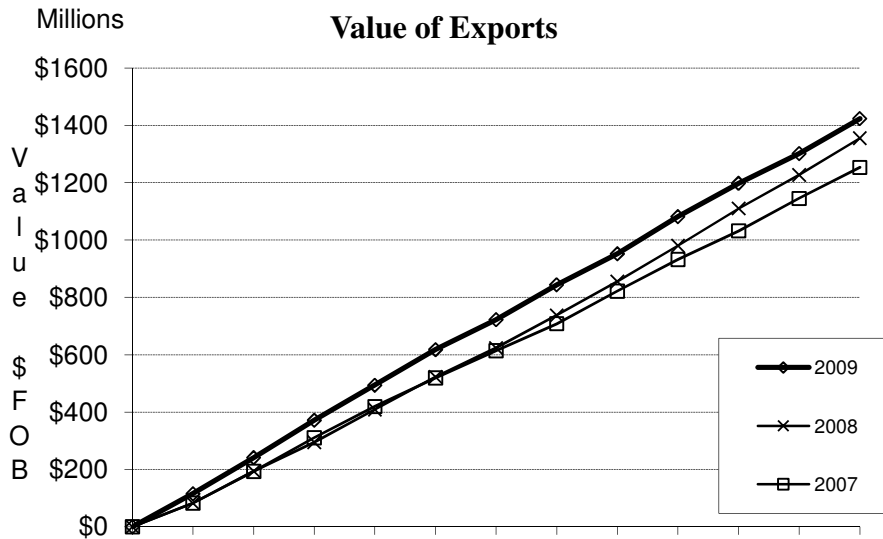
Seafood Export Statistics for 2009 Against 2008 & 2007 Figures

Volume Exported



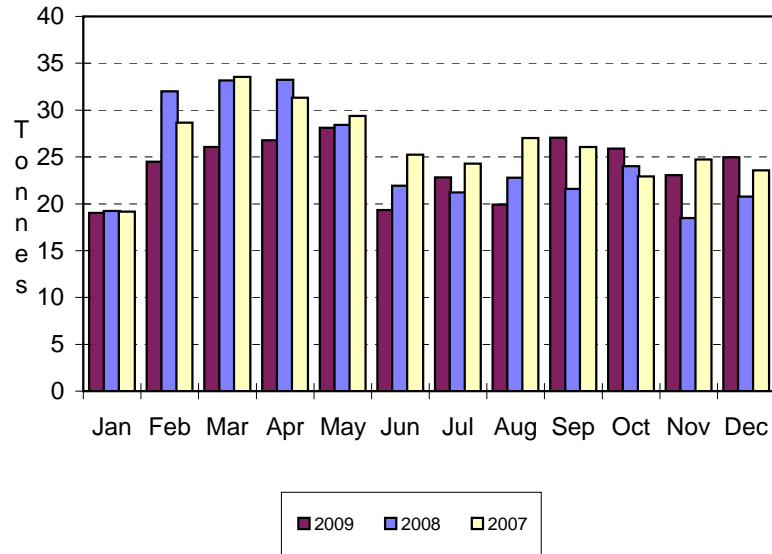
Seafood Export Statistics for 2009 Against 2008 & 2007 Figures

Value of Exports



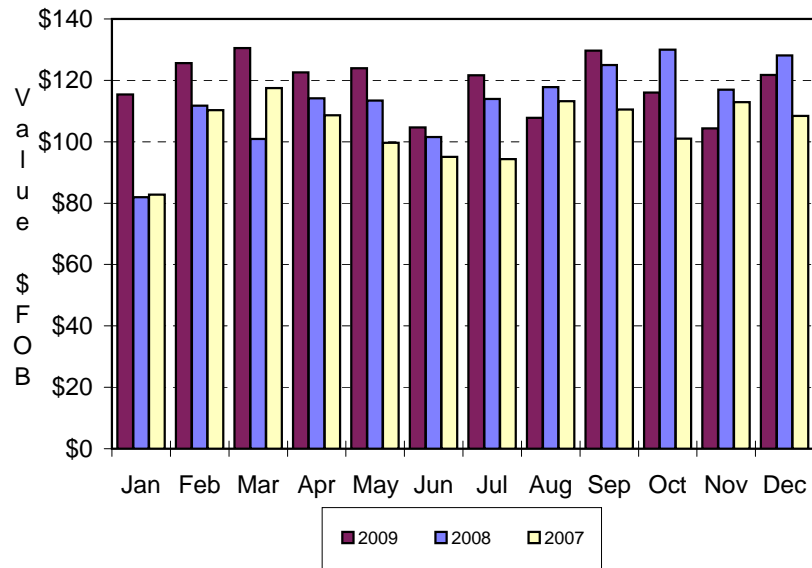
**Seafood Export Statistics for Individual Months of 2009
Comparison against 2008 & 2007 Figures**

Volume Exported



**Seafood Export Statistics for Individual Months of 2009
Comparison against 2008 & 2007 Figures**

Value of Exports



Nett Weight Volume (kg's) of Live/Chilled/Frozen Finfish for December 2009

<i>Species Name</i>	<i>Live</i>	<i>Frozen Whole</i>	<i>Chilled Whole</i>	<i>Frozen Fillets</i>	<i>Chilled Fillets</i>	<i>Frozen H&G</i>	<i>Chilled H&G</i>	<i>Species Total</i>	<i>% of Finfish</i>
Alfonsino	0	1,580	0	0	0	12,590	0	14,170	0.11%
Antarctic Toothfish	0	0	0	0	0	0	0	0	0.00%
Barracouta	0	46,234	0	64,550	0	753,796	0	864,580	7.00%
Bluenose	0	0	31,880	0	9,251	39	63,412	104,582	0.85%
Cardinal Fish	0	0	0	0	0	0	0	0	0.00%
Carp	0	0	0	0	0	0	0	0	0.00%
Coalfish	0	0	0	0	0	0	0	0	0.00%
Cod	0	0	0	0	0	0	1,845	1,845	0.01%
Cod, Blue	0	0	0	300	20	0	0	320	0.00%
Cod, Red	0	0	0	9,098	1,355	51,331	0	61,784	0.50%
Eels	49,175	17,551	240	0	0	0	60	67,026	0.54%
Elephant Fish	0	0	0	50	20	0	0	70	0.00%
Flounder	0	36,770	39,443	1,370	726	0	1,645	79,954	0.65%
Ghostshark	0	0	0	23,610	0	18,852	0	42,462	0.34%
Groper	0	0	10,542	0	2,542	120	23,875	37,079	0.30%
Gurnard	0	4,176	4,140	2,005	5,807	0	0	16,128	0.13%
Haddock	0	0	0	0	0	0	0	0	0.00%
Hake	0	0	0	15,260	0	318,304	0	333,564	2.70%
Halibut	0	0	0	0	0	0	0	0	0.00%
Herrings	0	0	0	0	0	0	0	0	0.00%
Hoki	0	9,550	0	1,000,356	48	1,790,040	0	2,799,994	22.66%
John Dory	0	0	43,926	1,150	3,919	0	1,160	50,155	0.41%
Kahawai	0	46,950	0	0	0	0	0	46,950	0.38%
Kingfish, Yellowtail	0	0	310	0	131	0	138	579	0.00%
Leatherjacket	0	0	62	0	0	22,000	0	22,062	0.18%
Ling	0	0	0	334,256	24,498	164,611	0	523,365	4.24%
Livers and Roe	0	147,430	230	0	0	0	0	147,660	1.20%
Mackerel	0	0	0	0	0	0	3	3	0.00%
Mackerel, Blue	0	1,908,159	0	0	0	101,535	0	2,009,694	16.27%
Mackerel, Jack	0	2,097,085	0	0	0	436,872	0	2,533,957	20.51%
Mackerel, Other(exl Jack)	0	0	0	0	0	0	0	0	0.00%
Moki	0	0	0	0	280	0	0	280	0.00%
Monkfish	0	0	0	2,450	4,485	0	0	6,935	0.06%
Monkfish (Stargazer)	0	0	0	0	0	10,152	110	10,262	0.08%
Mullet	0	0	1,070	0	0	0	1	1,071	0.01%
Orange Roughy	0	10,984	0	150,227	9,763	19,500	0	190,474	1.54%
Oreo Dory, Black	0	0	0	1,754	54	240,042	0	241,850	1.96%
Oreo Dory, Other	0	33,260	0	0	0	39,800	0	73,060	0.59%
Oreo Dory, Smooth	0	0	0	111,257	653	0	0	111,910	0.91%
Ornamental Fish	0	0	0	0	0	0	0	0	0.00%
Other Flatfish	0	15,340	35	0	0	0	864	16,239	0.13%
Patagonian Toothfish	0	0	0	0	0	0	0	0	0.00%
Plaice	0	0	0	0	0	0	0	0	0.00%
Salmon	0	0	0	0	0	0	0	0	0.00%
Salmon, Atlantic	0	0	0	0	0	0	0	0	0.00%
Salmon, Atlantic & Danube	0	0	0	0	0	0	0	0	0.00%
Salmon, Other	0	0	0	0	0	124,578	0	124,578	1.01%
Salmon, Pacific	0	0	200,741	0	0	0	18,640	219,381	1.78%
Salmon, Sockeye	0	0	0	0	0	73	0	73	0.00%
Salmonidae	0	0	0	5,680	5,388	0	0	11,068	0.09%
School shark	0	0	0	47,880	0	45	0	47,925	0.39%
Sea Bass	0	31,032	0	0	0	0	0	31,032	0.25%
Sea Perch	0	0	0	0	0	0	0	0	0.00%
Skate	0	0	0	9,021	0	0	0	9,021	0.07%
Snapper	0	116,242	295,046	30	1,402	0	0	412,720	3.34%
Sole	0	0	0	0	0	0	29	29	0.00%
Sole, Lemon	0	16,811	278	0	20	20	0	17,129	0.14%
Sole, New Zealand	0	29,570	686	10	50	570	0	30,886	0.25%
Southern Blue Whiting	0	422,258	0	6,734	0	232,364	0	661,356	5.35%
Spotted Dogfish (Rig)	0	0	0	21,460	1,533	0	0	22,993	0.19%
Swordfish	0	0	111	0	0	0	7,922	8,033	0.07%
Toothfish, Other	0	0	0	0	0	0	0	0	0.00%
Trevally	0	88,460	1,663	0	2	0	0	90,125	0.73%
Trout	0	0	0	0	0	0	0	0	0.00%
Tuna, Albacore/Longfinned	0	24,991	0	0	0	0	0	24,991	0.20%
Tuna, Bigeye	0	0	2,382	0	0	0	3,906	6,288	0.05%
Tuna, Bluefin	0	0	0	0	0	0	0	0	0.00%
Tuna, Other	0	0	0	0	10	0	3,901	3,911	0.03%
Tuna, Skipjack	0	0	0	0	0	0	0	0	0.00%
Tuna, Southern Bluefin	0	0	0	0	0	0	0	0	0.00%
Tuna, Yellowfin	0	0	35	0	0	0	0	35	0.00%
Tunas & AtBonito can,jar	0	0	0	0	0	0	0	0	0.00%
Warehou, Blue	0	0	0	0	3,792	52,056	0	55,848	0.45%
Warehou, Other	0	0	0	0	0	47,076	0	47,076	0.38%
Warehou, Silver	0	0	0	0	0	120,133	0	120,133	0.97%
Warehou, White	0	0	0	0	0	0	0	0	0.00%

<i>Species Name</i>	<i>Live</i>	<i>Frozen Whole</i>	<i>Chilled Whole</i>	<i>Frozen Fillets</i>	<i>Chilled Fillets</i>	<i>Frozen H&G</i>	<i>Chilled H&G</i>	<i>Species Total</i>	<i>% of Finfish</i>
Whitebait	0	92	35	0	0	0	0	127	0.00%
	49,175	5,104,525	632,855	1,808,508	75,749	4,556,499	127,511	12,354,822	
	0.3980%	41.3161%	5.1223%	14.6381%	0.6131%	36.8803%	1.0321%		

Nett Weight Volume (kg's) of Live/Chilled/Frozen Finfish for year to December 2009

<i>Species Name</i>	<i>Live</i>	<i>Frozen Whole</i>	<i>Chilled Whole</i>	<i>Frozen Fillets</i>	<i>Chilled Fillets</i>	<i>Frozen H&G</i>	<i>Chilled H&G</i>	<i>Species Total</i>	<i>% of Finfish</i>
Alfonsino	0	35,132	0	0	0	492,603	0	527,735	0.45%
Antarctic Toothfish	0	0	0	0	0	248,674	0	248,674	0.21%
Barracouta	0	273,052	0	1,655,066	0	11,012,631	0	12,940,749	11.08%
Bluenose	0	0	306,981	2,754	94,730	3,613	558,058	966,136	0.83%
Cardinal Fish	0	0	0	95,970	114	75,043	0	171,127	0.15%
Carp	0	0	0	0	0	0	0	0	0.00%
Coalfish	0	0	0	0	0	0	0	0	0.00%
Cod	0	0	0	0	0	0	27,643	27,643	0.02%
Cod, Blue	0	6,000	0	54,210	1,125	389	0	61,724	0.05%
Cod, Red	0	19,000	0	247,846	12,025	764,122	0	1,042,993	0.89%
Eels	320,107	78,696	1,110	0	0	21,706	165	421,784	0.36%
Elephant Fish	0	0	0	35,580	110	0	0	35,690	0.03%
Flounder	0	293,783	235,729	3,678	5,513	8,650	46,867	594,220	0.51%
Ghostshark	0	48	0	322,529	288	137,429	0	460,294	0.39%
Groper	0	1,247	95,765	10	8,259	1,336	234,296	340,913	0.29%
Gurnard	0	29,814	42,309	4,775	70,677	6,486	260	154,321	0.13%
Haddock	0	0	0	0	0	0	0	0	0.00%
Hake	0	38,160	0	223,632	1,600	3,118,719	0	3,382,111	2.89%
Halibut	0	0	0	0	0	0	0	0	0.00%
Herrings	0	6,940	0	0	0	0	0	6,940	0.01%
Hoki	0	117,769	0	7,795,990	7,302	16,521,276	0	24,442,337	20.92%
John Dory	0	9,871	339,544	22,255	25,250	663	20,777	418,360	0.36%
Kahawai	0	1,026,175	0	0	0	47,400	0	1,073,575	0.92%
Kingfish, Yellowtail	0	0	7,601	0	840	0	735	9,176	0.01%
Leatherjacket	0	0	438	0	0	82,930	160	83,528	0.07%
Ling	0	104,142	0	2,755,212	114,977	1,937,114	0	4,911,445	4.20%
Livers and Roe	0	1,855,386	566	0	0	0	0	1,855,952	1.59%
Mackerel	0	0	56,775	0	0	0	3	56,778	0.05%
Mackerel, Blue	0	5,392,797	0	0	0	362,239	0	5,755,036	4.93%
Mackerel, Jack	0	10,761,296	0	1,399,360	0	5,798,026	0	17,958,682	15.37%
Mackerel, Other(exl Jack)	0	0	0	0	0	0	0	0	0.00%
Moki	0	0	0	0	1,621	14,771	0	16,392	0.01%
Monkfish	0	10	0	159,437	39,685	0	0	199,132	0.17%
Monkfish (Stargazer)	0	0	22	0	0	305,030	1,195	306,247	0.26%
Mullet	0	0	4,543	0	0	0	24	4,567	0.00%
Orange Roughy	0	45,693	0	2,498,270	100,928	69,610	0	2,714,501	2.32%
Oreo Dory, Black	0	2,039	0	84,088	1,574	749,115	0	836,816	0.72%
Oreo Dory, Other	0	851,339	0	0	0	889,950	0	1,741,289	1.49%
Oreo Dory, Smooth	0	0	0	701,781	5,313	0	0	707,094	0.61%
Ornamental Fish	0	0	0	0	0	0	0	0	0.00%
Other Flatfish	0	21,530	11,353	0	0	0	1,601	34,484	0.03%
Patagonian Toothfish	0	0	0	0	0	0	0	0	0.00%
Plaice	0	0	0	0	0	0	0	0	0.00%
Salmon	0	0	0	0	0	0	0	0	0.00%
Salmon, Atlantic	0	0	0	0	0	0	0	0	0.00%
Salmon, Atlantic & Danube	0	0	0	0	0	0	0	0	0.00%
Salmon, Other	0	47,542	0	0	0	2,238,613	0	2,286,155	1.96%
Salmon, Pacific	0	0	1,835,908	0	0	0	117,964	1,953,872	1.67%
Salmon, Sockeye	0	0	0	0	0	10,608	0	10,608	0.01%
Salmonidae	0	0	0	65,643	61,000	0	0	126,643	0.11%
School shark	0	0	0	495,939	0	700	0	496,639	0.43%
Sea Bass	0	390,478	0	0	0	5,874	0	396,352	0.34%
Sea Perch	0	0	0	0	0	0	0	0	0.00%
Skate	0	0	0	359,583	0	0	0	359,583	0.31%
Snapper	0	861,535	2,905,104	355	14,749	10	234	3,781,987	3.24%
Sole	0	7,220	384	0	0	10,600	468	18,672	0.02%
Sole, Lemon	0	418,213	4,498	5,930	266	330	1,557	430,794	0.37%
Sole, New Zealand	0	412,020	3,258	80	429	5,375	0	421,162	0.36%
Southern Blue Whiting	0	917,165	0	188,884	0	7,520,773	0	8,626,822	7.38%
Spotted Dogfish (Rig)	0	1,094	0	222,040	12,043	7,440	0	242,617	0.21%
Swordfish	0	1,508	14,590	305	5,396	0	162,047	183,846	0.16%
Toothfish, Other	0	0	0	2,772	0	0	0	2,772	0.00%
Trevally	0	1,411,485	28,361	65	1,848	0	570	1,442,329	1.23%
Trout	0	0	0	0	0	0	0	0	0.00%
Tuna, Albacore/Longfinned	0	1,941,066	7,995	0	0	48,617	0	1,997,678	1.71%
Tuna, Bigeye	0	534	29,200	0	0	0	77,916	107,650	0.09%
Tuna, Bluefin	0	350	67,497	0	0	0	10,463	78,310	0.07%
Tuna, Other	0	0	1,746	27,180	40	2,384	46,310	77,660	0.07%
Tuna, Skipjack	0	5,270,258	0	0	0	0	0	5,270,258	4.51%
Tuna, Southern Bluefin	0	188,977	12,592	0	0	0	42,135	243,704	0.21%
Tuna, Yellowfin	0	53,973	450	0	0	0	193	54,616	0.05%
Tunas & AtBonito can,jar	0	0	0	0	0	0	0	0	0.00%
Warehou, Blue	0	0	0	0	5,186	67,293	0	72,479	0.06%
Warehou, Other	0	5,456	0	0	0	893,677	0	899,133	0.77%
Warehou, Silver	0	12,316	0	60	0	2,734,765	0	2,747,141	2.35%
Warehou, White	0	0	0	0	0	0	0	0	0.00%

<i>Species Name</i>	<i>Live</i>	<i>Frozen Whole</i>	<i>Chilled Whole</i>	<i>Frozen Fillets</i>	<i>Chilled Fillets</i>	<i>Frozen H&G</i>	<i>Chilled H&G</i>	<i>Species Total</i>	<i>% of Finfish</i>
Whitebait	0	948	180	0	0	0	0	1,128	0.00%
	320,107	32,912,057	6,014,499	19,431,279	592,888	56,216,584	1,351,641	116,839,055	
	0.2740%	28.1687%	5.1477%	16.6308%	0.5074%	48.1145%	1.1568%		

Value (NZ\$) of Live/Chilled/Frozen Finfish for December 2009

<i>Species Name</i>	<i>Live</i>	<i>Frozen Whole</i>	<i>Chilled Whole</i>	<i>Frozen Fillets</i>	<i>Chilled Fillets</i>	<i>Frozen H&G</i>	<i>Chilled H&G</i>	<i>Species Total</i>	<i>% of Finfish</i>
Alfonsino	0	15,260	0	0	0	83,205	0	\$98,465	0.23%
Antarctic Toothfish	0	0	0	0	0	0	0	\$0	0.00%
Barracouta	0	40,471	0	142,983	0	908,176	0	\$1,091,630	2.52%
Bluenose	0	0	384,776	0	93,944	316	711,212	\$1,190,248	2.75%
Cardinal Fish	0	0	0	0	0	0	0	\$0	0.00%
Carp	0	0	0	0	0	0	0	\$0	0.00%
Coalfish	0	0	0	0	0	0	0	\$0	0.00%
Cod	0	0	0	0	0	0	16,545	\$16,545	0.04%
Cod, Blue	0	0	0	6,968	495	0	0	\$7,463	0.02%
Cod, Red	0	0	0	70,835	11,206	119,313	0	\$201,354	0.46%
Eels	327,498	102,141	3,740	0	0	0	1,102	\$434,481	1.00%
Elephant Fish	0	0	0	559	174	0	0	\$733	0.00%
Flounder	0	305,111	351,928	12,286	6,425	0	6,560	\$682,310	1.57%
Ghostshark	0	0	0	163,400	0	41,756	0	\$205,156	0.47%
Groper	0	0	111,940	0	48,339	1,114	273,290	\$434,683	1.00%
Gurnard	0	6,808	36,442	17,333	76,402	0	0	\$136,985	0.32%
Haddock	0	0	0	0	0	0	0	\$0	0.00%
Hake	0	0	0	157,408	0	1,815,508	0	\$1,972,916	4.55%
Halibut	0	0	0	0	0	0	0	\$0	0.00%
Herrings	0	0	0	0	0	0	0	\$0	0.00%
Hoki	0	73,111	0	6,636,402	533	3,721,286	0	\$10,431,332	24.08%
John Dory	0	0	518,915	18,713	76,537	0	14,872	\$629,037	1.45%
Kahawai	0	50,980	0	0	0	0	0	\$50,980	0.12%
Kingfish, Yellowtail	0	0	4,099	0	1,107	0	1,377	\$6,583	0.02%
Leatherjacket	0	0	652	0	0	106,016	0	\$106,668	0.25%
Ling	0	0	0	2,535,344	325,518	750,980	0	\$3,611,842	8.34%
Livers and Roe	0	480,656	8,907	0	0	0	0	\$489,563	1.13%
Mackerel	0	0	0	0	0	0	76	\$76	0.00%
Mackerel, Blue	0	1,810,912	0	0	0	189,195	0	\$2,000,107	4.62%
Mackerel, Jack	0	1,972,960	0	0	0	826,992	0	\$2,799,952	6.46%
Mackerel, Other(exl Jack)	0	0	0	0	0	0	0	\$0	0.00%
Moki	0	0	0	0	2,207	0	0	\$2,207	0.01%
Monkfish	0	0	0	19,884	53,290	0	0	\$73,174	0.17%
Monkfish (Stargazer)	0	0	0	0	0	45,109	878	\$45,987	0.11%
Mullet	0	0	9,400	0	0	0	12	\$9,412	0.02%
Orange Roughy	0	101,035	0	2,512,194	187,694	218,601	0	\$3,019,524	6.97%
Oreo Dory, Black	0	0	0	35,793	257	440,328	0	\$476,378	1.10%
Oreo Dory, Other	0	30,800	0	0	0	205,824	0	\$236,624	0.55%
Oreo Dory, Smooth	0	0	0	1,129,726	4,702	0	0	\$1,134,428	2.62%
Ornamental Fish	0	0	0	0	0	0	0	\$0	0.00%
Other Flatfish	0	56,693	165	0	0	0	7,322	\$64,180	0.15%
Patagonian Toothfish	0	0	0	0	0	0	0	\$0	0.00%
Plaice	0	0	0	0	0	0	0	\$0	0.00%
Salmon	0	0	0	0	0	0	0	\$0	0.00%
Salmon, Atlantic	0	0	0	0	0	0	0	\$0	0.00%
Salmon, Atlantic & Danube	0	0	0	0	0	0	0	\$0	0.00%
Salmon, Other	0	0	0	0	0	997,363	0	\$997,363	2.30%
Salmon, Pacific	0	0	2,525,286	0	0	0	263,702	\$2,788,988	6.44%
Salmon, Sockeye	0	0	0	0	0	1,468	0	\$1,468	0.00%
Salmonidae	0	0	0	81,137	131,689	0	0	\$212,826	0.49%
School shark	0	0	0	567,623	0	62	0	\$567,685	1.31%
Sea Bass	0	65,995	0	0	0	0	0	\$65,995	0.15%
Sea Perch	0	0	0	0	0	0	0	\$0	0.00%
Skate	0	0	0	33,131	0	0	0	\$33,131	0.08%
Snapper	0	907,403	2,952,131	860	31,672	0	0	\$3,892,066	8.98%
Sole	0	0	0	0	0	0	188	\$188	0.00%
Sole, Lemon	0	106,309	2,404	0	375	83	0	\$109,171	0.25%
Sole, New Zealand	0	133,974	5,868	214	1,070	3,021	0	\$144,147	0.33%
Southern Blue Whiting	0	917,951	0	43,149	0	157,516	0	\$1,118,616	2.58%
Spotted Dogfish (Rig)	0	0	0	325,305	14,385	0	0	\$339,690	0.78%
Swordfish	0	0	1,352	0	0	0	77,699	\$79,051	0.18%
Toothfish, Other	0	0	0	0	0	0	0	\$0	0.00%
Trevally	0	189,609	12,893	0	13	0	0	\$202,515	0.47%
Trout	0	0	0	0	0	0	0	\$0	0.00%
Tuna, Albacore/Longfinned	0	5,030	0	0	0	0	0	\$5,030	0.01%
Tuna, Bigeye	0	0	29,023	0	0	0	64,497	\$93,520	0.22%
Tuna, Bluefin	0	0	0	0	0	0	0	\$0	0.00%
Tuna, Other	0	0	0	0	150	0	38,878	\$39,028	0.09%
Tuna, Skipjack	0	0	0	0	0	0	0	\$0	0.00%
Tuna, Southern Bluefin	0	0	0	0	0	0	0	\$0	0.00%
Tuna, Yellowfin	0	0	406	0	0	0	0	\$406	0.00%
Tunas & AtBonito can,jar	0	0	0	0	0	0	0	\$0	0.00%
Warehou, Blue	0	0	0	0	31,894	137,925	0	\$169,819	0.39%
Warehou, Other	0	0	0	0	0	381,230	0	\$381,230	0.88%
Warehou, Silver	0	0	0	0	0	413,127	0	\$413,127	0.95%
Warehou, White	0	0	0	0	0	0	0	\$0	0.00%

<i>Species Name</i>	<i>Live</i>	<i>Frozen Whole</i>	<i>Chilled Whole</i>	<i>Frozen Fillets</i>	<i>Chilled Fillets</i>	<i>Frozen H&G</i>	<i>Chilled H&G</i>	<i>Species Total</i>	<i>% of Finfish</i>
Whitebait	0	8,537	3,737	0	0	0	0	\$12,274	0.03%
	\$327,498	\$7,381,746	\$6,964,064	\$14,511,247	\$1,100,078	\$11,565,514	\$1,478,210	\$43,328,357	
	0.7559%	17.0368%	16.0728%	33.4913%	2.5389%	26.6927%	3.4116%		

Value (NZ\$) of Live/Chilled/Frozen Finfish for year to December 2009

<i>Species Name</i>	<i>Live</i>	<i>Frozen Whole</i>	<i>Chilled Whole</i>	<i>Frozen Fillets</i>	<i>Chilled Fillets</i>	<i>Frozen H&G</i>	<i>Chilled H&G</i>	<i>Species Total</i>	<i>% of Finfish</i>
Alfonsino	0	91,936	0	0	0	3,460,054	0	\$3,551,990	0.70%
Antarctic Toothfish	0	0	0	0	0	6,334,846	0	\$6,334,846	1.25%
Barracouta	0	294,462	0	5,186,134	0	15,807,917	0	\$21,288,513	4.19%
Bluenose	0	0	3,659,226	44,108	1,175,625	38,984	6,681,148	\$11,599,091	2.28%
Cardinal Fish	0	0	0	768,725	1,070	372,344	0	\$1,142,139	0.22%
Carp	0	0	0	0	0	0	0	\$0	0.00%
Coalfish	0	0	0	0	0	0	0	\$0	0.00%
Cod	0	0	0	0	0	0	258,878	\$258,878	0.05%
Cod, Blue	0	43,692	0	494,304	18,565	3,089	0	\$559,650	0.11%
Cod, Red	0	54,330	0	1,784,583	92,327	2,017,970	0	\$3,949,210	0.78%
Eels	2,176,941	523,193	16,774	0	0	203,755	4,240	\$2,924,903	0.58%
Elephant Fish	0	0	0	326,033	947	0	0	\$326,980	0.06%
Flounder	0	2,395,859	2,172,631	23,784	48,503	64,232	386,291	\$5,091,300	1.00%
Ghostshark	0	14	0	1,481,301	1,888	459,883	0	\$1,943,086	0.38%
Groper	0	16,349	983,428	8	124,319	9,475	2,883,698	\$4,017,277	0.79%
Gurnard	0	103,564	360,144	48,190	891,207	48,645	2,446	\$1,454,196	0.29%
Haddock	0	0	0	0	0	0	0	\$0	0.00%
Hake	0	173,418	0	2,351,589	12,595	25,162,660	0	\$27,700,262	5.45%
Halibut	0	0	0	0	0	0	0	\$0	0.00%
Herrings	0	13,306	0	0	0	0	0	\$13,306	0.00%
Hoki	0	139,754	0	54,138,331	52,120	39,953,469	0	\$94,283,674	18.55%
John Dory	0	117,049	4,086,320	142,850	550,789	2,062	273,608	\$5,172,678	1.02%
Kahawai	0	1,209,881	0	0	0	103,414	0	\$1,313,295	0.26%
Kingfish, Yellowtail	0	0	96,576	0	13,887	0	8,007	\$118,470	0.02%
Leatherjacket	0	0	3,791	0	0	456,026	970	\$460,787	0.09%
Ling	0	509,706	0	24,345,459	1,427,716	8,612,287	0	\$34,895,168	6.87%
Livers and Roe	0	9,036,461	16,644	0	0	0	0	\$9,053,105	1.78%
Mackerel	0	0	79,245	0	0	0	76	\$79,321	0.02%
Mackerel, Blue	0	6,194,153	0	0	0	855,538	0	\$7,049,691	1.39%
Mackerel, Jack	0	10,915,539	0	2,771,671	0	12,845,884	0	\$26,533,094	5.22%
Mackerel, Other(exl Jack)	0	0	0	0	0	0	0	\$0	0.00%
Moki	0	0	0	0	16,325	83,753	0	\$100,078	0.02%
Monkfish	0	37	0	1,528,593	448,151	0	0	\$1,976,781	0.39%
Monkfish (Stargazer)	0	0	284	0	0	1,537,996	11,878	\$1,550,158	0.30%
Mullet	0	0	38,347	0	0	0	298	\$38,645	0.01%
Orange Roughy	0	393,104	0	44,487,005	1,875,821	744,562	0	\$47,500,492	9.35%
Oreo Dory, Black	0	2,320	0	634,620	9,788	1,613,171	0	\$2,259,899	0.44%
Oreo Dory, Other	0	970,518	0	0	0	4,057,000	0	\$5,027,518	0.99%
Oreo Dory, Smooth	0	0	0	7,905,633	43,649	0	0	\$7,949,282	1.56%
Ornamental Fish	0	0	0	0	0	0	0	\$0	0.00%
Other Flatfish	0	93,605	103,981	0	0	0	14,454	\$212,040	0.04%
Patagonian Toothfish	0	0	0	0	0	0	0	\$0	0.00%
Plaice	0	0	0	0	0	0	0	\$0	0.00%
Salmon	0	0	0	0	0	0	0	\$0	0.00%
Salmon, Atlantic	0	0	0	0	0	0	0	\$0	0.00%
Salmon, Atlantic & Danube	0	0	0	0	0	0	0	\$0	0.00%
Salmon, Other	0	408,239	0	0	0	19,342,850	0	\$19,751,089	3.89%
Salmon, Pacific	0	0	25,075,475	0	0	0	1,627,641	\$26,703,116	5.25%
Salmon, Sockeye	0	0	0	0	0	155,334	0	\$155,334	0.03%
Salmonidae	0	0	0	1,619,699	1,383,546	0	0	\$3,003,245	0.59%
School shark	0	0	0	5,980,859	0	1,587	0	\$5,982,446	1.18%
Sea Bass	0	733,838	0	0	0	34,110	0	\$767,948	0.15%
Sea Perch	0	0	0	0	0	0	0	\$0	0.00%
Skate	0	0	0	1,470,042	0	0	0	\$1,470,042	0.29%
Snapper	0	7,050,537	28,824,551	8,951	269,405	74	1,838	\$36,155,356	7.11%
Sole	0	34,628	3,238	0	0	60,643	3,454	\$101,963	0.02%
Sole, Lemon	0	2,209,037	29,417	83,946	3,176	1,568	13,512	\$2,340,656	0.46%
Sole, New Zealand	0	2,170,226	27,754	1,017	8,310	22,973	0	\$2,230,280	0.44%
Southern Blue Whiting	0	1,685,202	0	1,198,121	0	7,997,179	0	\$10,880,502	2.14%
Spotted Dogfish (Rig)	0	10,137	0	3,224,220	126,223	39,925	0	\$3,400,505	0.67%
Swordfish	0	10,174	162,155	3,797	5,930	0	2,288,871	\$2,470,927	0.49%
Toothfish, Other	0	0	0	5,955	0	0	0	\$5,955	0.00%
Trevally	0	3,580,567	207,528	617	22,017	0	5,313	\$3,816,042	0.75%
Trout	0	0	0	0	0	0	0	\$0	0.00%
Tuna, Albacore/Longfinned	0	7,686,851	289,036	0	0	228,085	0	\$8,203,972	1.61%
Tuna, Bigeye	0	12,939	394,237	0	0	0	1,770,764	\$2,177,940	0.43%
Tuna, Bluefin	0	11,604	886,274	0	0	0	202,706	\$1,100,584	0.22%
Tuna, Other	0	0	33,726	119,220	513	6,186	480,167	\$639,812	0.13%
Tuna, Skipjack	0	9,443,895	0	0	0	0	0	\$9,443,895	1.86%
Tuna, Southern Bluefin	0	7,759,908	298,573	0	0	0	787,920	\$8,846,401	1.74%
Tuna, Yellowfin	0	74,189	5,323	0	0	0	2,352	\$81,864	0.02%
Tunas & AtBonito can,jar	0	0	0	0	0	0	0	\$0	0.00%
Warehou, Blue	0	0	0	0	45,926	199,135	0	\$245,061	0.05%
Warehou, Other	0	63,100	0	0	0	7,883,901	0	\$7,947,001	1.56%
Warehou, Silver	0	47,369	0	266	0	12,516,000	0	\$12,563,635	2.47%
Warehou, White	0	0	0	0	0	0	0	\$0	0.00%

<i>Species Name</i>	<i>Live</i>	<i>Frozen Whole</i>	<i>Chilled Whole</i>	<i>Frozen Fillets</i>	<i>Chilled Fillets</i>	<i>Frozen H&G</i>	<i>Chilled H&G</i>	<i>Species Total</i>	<i>% of Finfish</i>
Whitebait	0	50,954	20,144	0	0	0	0	\$71,098	0.01%
	\$2,176,941	\$76,335,644	\$67,874,822	\$162,179,631	\$8,670,338	\$173,338,566	\$17,710,530	\$508,286,472	
	0.4283%	15.0182%	13.3537%	31.9071%	1.7058%	34.1025%	3.4844%		

Export of Seafood Products by Selected Countries

Prepared by the Information Centre, NZ Seafood Industry Council (SeaFIC), from official export figures collected by NZ Customs and supplied by Statistics New Zealand.

NETT	Jan 2009 -- Dec 2009			Month-to-Date: December - 2009		
	Weight (kg)	FOB* Value (\$NZ)	Unit Value	Weight (kg)	FOB* Value (\$NZ)	Unit Value
American Samoa						
Flounder						
<i>Finfish, Frozen Headed and Guttled</i>	600	1,678	2.80			
<i>Finfish, Frozen Whole</i>	5,880	30,943	5.26			
Total for Flounder	6,480	32,621				
Mackerel						
<i>Finfish, Processed Cans or Jars, Whole o</i>	500	4,235	8.47			
Total for Mackerel	500	4,235				
Mussels						
<i>Mussels, HS Frozen</i>	4,897	28,682	5.86			
<i>Mussels, Meat Frozen</i>	3,300	23,017	6.97			
<i>Mussels, not Live/Chilled</i>	75	1,500	20.00			
<i>Mussels, Whole Frozen</i>	1,250	4,742	3.79			
Total for Mussels	9,522	57,941				
Other invertebrate						
<i>Other Molluscs, Live, Chilled or Frozen</i>	22	1,650	75.00			
Total for Other invertebrate	22	1,650				
Oysters						
<i>Oysters, Chilled or Frozen</i>	930	12,468	13.41			
Total for Oysters	930	12,468				
Shrimps & Prawns						
<i>Other Crustacea, Live, Chilled or Frozen</i>	220	2,603	11.83			
Total for Shrimps & Prawns	220	2,603				
Snapper						
<i>Finfish, Frozen Whole</i>	250	1,715	6.86			
Total for Snapper	250	1,715				
Sole						
<i>Finfish, Frozen Whole</i>	500	1,900	3.80			
Total for Sole	500	1,900				
Squid						
<i>Squid, Frozen Tubes/Steaks</i>	500	1,650	3.30			
<i>Squid, Frozen Whole</i>	900	2,670	2.97			
Total for Squid	1,400	4,320				
Trevally						
<i>Finfish, Frozen Whole</i>	400	1,230	3.08			
Total for Trevally	400	1,230				

<i>NETT</i>	<i>Jan 2009 -- Dec 2009</i>			<i>Month-to-Date: December - 2009</i>		
	<i>Weight (kg)</i>	<i>FOB* Value (\$NZ)</i>	<i>Unit Value</i>	<i>Weight (kg)</i>	<i>FOB* Value (\$NZ)</i>	<i>Unit Value</i>
American Samoa						
Tuna, Other						
<i>Finfish, Frozen Fillets</i>	27,155	118,179	4.35			
Total for Tuna, Other	27,155	118,179				
Tuna, Yellowfin						
<i>Finfish, Processed Cans or Jars, Whole o</i>	6,611	54,196	8.20			
Total for Tuna, Yellowfin	6,611	54,196				
Total for American Samoa	53,990	293,058				

<i>NETT</i>	<i>Jan 2009 -- Dec 2009</i>			<i>Month-to-Date: December - 2009</i>		
	<i>Weight (kg)</i>	<i>FOB* Value (\$NZ)</i>	<i>Unit Value</i>	<i>Weight (kg)</i>	<i>FOB* Value (\$NZ)</i>	<i>Unit Value</i>
Angola						
Mackerel, Jack						
<i>Finfish, Frozen Whole</i>	97,450	66,318	0.68			
Total for Mackerel, Jack	97,450	66,318				
Mussels						
<i>Mussels, HS Frozen</i>	7,871	28,936	3.68			
Total for Mussels	7,871	28,936				
Total for Angola	105,321	95,254				

<i>NETT</i>	<i>Jan 2009 -- Dec 2009</i>			<i>Month-to-Date: December - 2009</i>		
	<i>Weight (kg)</i>	<i>FOB* Value (\$NZ)</i>	<i>Unit Value</i>	<i>Weight (kg)</i>	<i>FOB* Value (\$NZ)</i>	<i>Unit Value</i>
Argentina						
Mussels						
<i>Mussels, Freeze-dried pwd</i>	372	34,926	93.89			
<i>Mussels, HS Frozen</i>	18,466	124,411	6.74			
Total for Mussels	18,838	159,337				
Total for Argentina	18,838	159,337				

NETT	Jan 2009 -- Dec 2009			Month-to-Date: December - 2009		
	Weight (kg)	FOB* (\$NZ)	Value Unit Value	Weight (kg)	FOB* (\$NZ)	Value Unit Value
Australia						
Alfonsino						
<i>Finfish, Frozen Headed and Guttled</i>	1,917	14,590	7.61			
<i>Finfish, Frozen Other form</i>	39,600	37,647	0.95	28,400	26,230	0.92
<i>Finfish, Frozen Whole</i>	3,210	9,488	2.96			
Total for Alfonsino	44,727	61,725		28,400	26,230	
Anchovies						
<i>Finfish, Processed Packed</i>	22	326	14.82			
Total for Anchovies	22	326				
Antarctic Toothfish						
<i>Finfish, Frozen Headed and Guttled</i>	2,024	41,828	20.67			
Total for Antarctic Toothfish	2,024	41,828				
Barracouta						
<i>Finfish, Frozen Fillets</i>	145,150	1,036,843	7.14	2,770	7,682	2.77
<i>Finfish, Frozen Headed and Guttled</i>	407,664	333,551	0.82			
<i>Finfish, Frozen Other form</i>	402,830	341,886	0.85	20,304	19,320	0.95
<i>Finfish, Frozen Whole</i>	16,728	18,991	1.14			
Total for Barracouta	972,372	1,731,271		23,074	27,002	
Bluenose						
<i>Finfish, Chilled Fillets</i>	81,544	999,848	12.26	7,522	78,283	10.41
<i>Finfish, Chilled Headed and Guttled</i>	333,518	3,859,383	11.57	35,062	402,015	11.47
<i>Finfish, Chilled Other form</i>	124,924	1,285,607	10.29	21,974	245,453	11.17
<i>Finfish, Chilled Whole</i>	270,109	3,167,644	11.73	25,593	307,660	12.02
<i>Finfish, Frozen Fillets</i>	724	11,572	15.98			
<i>Finfish, Frozen Other form</i>	24	388	16.17			
Total for Bluenose	810,843	9,324,442		90,151	1,033,411	
Cardinal Fish						
<i>Finfish, Chilled Fillets</i>	50	462	9.24			
<i>Finfish, Frozen Other form</i>	21,160	20,545	0.97			
Total for Cardinal Fish	21,210	21,007				
Caviar						
<i>Finfish, Processed Other</i>	7	391	55.86			
Total for Caviar	7	391				
Cockles						
<i>Other Molluscs, Live, Chilled or Frozen</i>	150	1,068	7.12			
Total for Cockles	150	1,068				
Cod						
<i>Finfish, Chilled Headed and Guttled</i>	27,112	250,307	9.23	1,845	16,545	8.97
<i>Finfish, Chilled Other form</i>	20,670	197,099	9.54	690	6,454	9.35
Total for Cod	47,782	447,406		2,535	22,999	
Cod, Blue						
<i>Finfish, Chilled Fillets</i>	615	6,552	10.65			

NETT	Jan 2009 -- Dec 2009			Month-to-Date: December - 2009		
	Weight (kg)	FOB* Value (\$NZ)	Unit Value	Weight (kg)	FOB* Value (\$NZ)	Unit Value
Australia						
<i>Finfish, Frozen Fillets</i>	51,047	418,625	8.20			
<i>Finfish, Frozen Headed and Guttled</i>	338	2,994	8.86			
<i>Finfish, Frozen Other form</i>	560	4,957	8.85			
<i>Finfish, Processed Smoked</i>	260	5,744	22.09	140	3,035	21.68
Total for Cod, Blue	52,820	438,872		140	3,035	
Cod, Red						
<i>Finfish, Chilled Fillets</i>	12,025	92,327	7.68	1,355	11,206	8.27
<i>Finfish, Frozen Fillets</i>	142,851	1,102,855	7.72	9,098	70,835	7.79
<i>Finfish, Frozen Headed and Guttled</i>	6,382	19,784	3.10			
Total for Cod, Red	161,258	1,214,966		10,453	82,041	
Crab						
<i>Other Crustacea, Canned or otherwise p</i>	1,400	12,490	8.92			
<i>Other Crustacea, Live, Chilled or Frozen</i>	340	1,649	4.85			
Total for Crab	1,740	14,139				
Crustaceans						
<i>Other Crustacea, Canned or otherwise p</i>	49,940	1,714,957	34.34			
Total for Crustaceans	49,940	1,714,957				
Crustn, Molluscs extract						
<i>Other Crustacea, Canned or otherwise p</i>	600	2,070	3.45			
Total for Crustn, Molluscs extra	600	2,070				
Dogfish and Other Sharks						
<i>Finfish, Chilled Headed and Guttled</i>	218,439	1,935,211	8.86	14,888	134,722	9.05
<i>Finfish, Chilled Other form</i>	255,725	2,318,156	9.07	22,450	207,937	9.26
<i>Finfish, Chilled Whole</i>	93,062	789,227	8.48	7,975	69,025	8.66
Total for Dogfish and Other Sha	567,226	5,042,594		45,313	411,684	
Eels						
<i>Finfish, Chilled Headed and Guttled</i>	105	3,138	29.89			
<i>Finfish, Chilled Other form</i>	924	15,150	16.40	312	4,772	15.29
<i>Finfish, Chilled Whole</i>	1,110	16,774	15.11	240	3,740	15.58
<i>Finfish, Frozen Headed and Guttled</i>	32	285	8.91			
<i>Finfish, Frozen Other form</i>	478	7,272	15.21			
<i>Finfish, Frozen Whole</i>	15	74	4.93			
<i>Finfish, Processed Smoked</i>	4,479	66,824	14.92	1,224	19,052	15.57
Total for Eels	7,143	109,517		1,776	27,564	
Elephant Fish						
<i>Finfish, Chilled Fillets</i>	110	947	8.61	20	174	8.70
<i>Finfish, Frozen Fillets</i>	35,080	323,052	9.21	50	559	11.18
Total for Elephant Fish	35,190	323,999		70	733	
Finfish extracts						
<i>Finfish, Processed Other</i>	1,700	71,023	41.78	50	4,020	80.40
Total for Finfish extracts	1,700	71,023		50	4,020	

NETT	Jan 2009 -- Dec 2009			Month-to-Date: December - 2009		
	Weight (kg)	FOB* Value (\$NZ)	Unit Value	Weight (kg)	FOB* Value (\$NZ)	Unit Value

Australia

Finfish, fillet blocks

<i>Finfish, Processed Other</i>	2,193,399	14,717,052	6.71	204,840	1,151,724	5.62
Total for Finfish, fillet blocks	2,193,399	14,717,052		204,840	1,151,724	

Finfish, minced blocks

<i>Finfish, Processed Other</i>	168,860	537,286	3.18	17,520	59,494	3.40
Total for Finfish, minced blocks	168,860	537,286		17,520	59,494	

Finfish, other fish meat

<i>Finfish, Processed Other</i>	2,580	15,378	5.96	20	177	8.85
Total for Finfish, other fish meat	2,580	15,378		20	177	

Fish cakes

<i>Finfish, Processed Other</i>	68,812	325,242	4.73	5,586	27,388	4.90
Total for Fish cakes	68,812	325,242		5,586	27,388	

Fish fingers

<i>Finfish, Processed Other</i>	1,391,299	6,485,009	4.66	251,019	1,178,090	4.69
Total for Fish fingers	1,391,299	6,485,009		251,019	1,178,090	

Fish Flours,meals,pellets

<i>Finfish, Processed Flours,meals,pellets</i>	342	10,598	30.99			
Total for Fish Flours,meals,pelle	342	10,598				

Fish meal fit for human

<i>Finfish, Processed Other</i>	3,800	170,441	44.85			
Total for Fish meal fit for human	3,800	170,441				

Fish prod unfit for human

<i>Finfish, Processed Other</i>	2,447,588	3,355,224	1.37	76,668	221,739	2.89
Total for Fish prod unfit for hum	2,447,588	3,355,224		76,668	221,739	

Flounder

<i>Finfish, Chilled Fillets</i>	5,493	48,173	8.77	726	6,425	8.85
<i>Finfish, Chilled Headed and Guttred</i>	43,207	350,046	8.10	1,403	3,976	2.83
<i>Finfish, Chilled Other form</i>	71,848	675,473	9.40	6,398	63,490	9.92
<i>Finfish, Chilled Whole</i>	199,438	1,819,893	9.13	37,762	334,538	8.86
<i>Finfish, Frozen Fillets</i>	3,678	23,784	6.47	1,370	12,286	8.97
<i>Finfish, Frozen Headed and Guttred</i>	7,690	60,540	7.87			
<i>Finfish, Frozen Other form</i>	15,970	128,723	8.06			
<i>Finfish, Frozen Whole</i>	268,271	2,239,456	8.35	36,040	299,408	8.31
Total for Flounder	615,595	5,346,088		83,699	720,123	

Gemfish

<i>Finfish, Chilled Fillets</i>	10,538	95,080	9.02	1,932	17,577	9.10
Total for Gemfish	10,538	95,080		1,932	17,577	

Ghostshark

<i>Finfish, Chilled Fillets</i>	288	1,888	6.56			
---------------------------------	-----	-------	------	--	--	--

NETT	Jan 2009 -- Dec 2009			Month-to-Date: December - 2009		
	Weight (kg)	FOB* Value (\$NZ)	Unit Value	Weight (kg)	FOB* Value (\$NZ)	Unit Value
Australia						
<i>Finfish, Frozen Fillets</i>	77,460	608,687	7.86	1,000	6,534	6.53
Total for Ghostshark	77,748	610,575		1,000	6,534	
Groper						
<i>Finfish, Chilled Fillets</i>	5,378	66,948	12.45	466	5,574	11.96
<i>Finfish, Chilled Headed and Guttled</i>	110,564	1,255,878	11.36	11,295	122,585	10.85
<i>Finfish, Chilled Other form</i>	56,092	571,579	10.19	6,469	63,662	9.84
<i>Finfish, Chilled Whole</i>	77,492	755,934	9.75	9,112	93,559	10.27
<i>Finfish, Frozen Whole</i>	4	32	8.00			
Total for Groper	249,530	2,650,371		27,342	285,380	
Gurnard						
<i>Finfish, Chilled Fillets</i>	68,288	845,956	12.39	5,538	69,976	12.64
<i>Finfish, Chilled Headed and Guttled</i>	222	2,091	9.42			
<i>Finfish, Chilled Other form</i>	125	1,264	10.11	5	52	10.40
<i>Finfish, Chilled Whole</i>	1,649	17,687	10.73	303	3,281	10.83
<i>Finfish, Frozen Fillets</i>	870	12,721	14.62	200	2,727	13.64
Total for Gurnard	71,154	879,719		6,046	76,036	
Hake						
<i>Finfish, Chilled Fillets</i>	1,600	12,595	7.87			
<i>Finfish, Frozen Fillets</i>	174,256	1,866,739	10.71	10,526	113,638	10.80
<i>Finfish, Frozen Headed and Guttled</i>	2,475	19,227	7.77			
<i>Finfish, Frozen Other form</i>	3,460	22,756	6.58			
Total for Hake	181,791	1,921,317		10,526	113,638	
Herrings						
<i>Finfish, Frozen Whole</i>	6,940	13,306	1.92			
<i>Finfish, Processed Packed</i>	1,412	4,883	3.46			
Total for Herrings	8,352	18,189				
Hoki						
<i>Finfish, Chilled Fillets</i>	4,479	40,118	8.96	7	48	6.86
<i>Finfish, Frozen Fillets</i>	3,877,222	28,853,101	7.44	446,136	3,314,549	7.43
<i>Finfish, Frozen Headed and Guttled</i>	12,280	16,665	1.36	9,280	8,486	0.91
<i>Finfish, Frozen Other form</i>	230,330	199,806	0.87	32,020	22,741	0.71
<i>Finfish, Frozen Whole</i>	7,120	60,854	8.55	7,120	60,854	8.55
Total for Hoki	4,131,431	29,170,544		494,563	3,406,678	
John Dory						
<i>Finfish, Chilled Fillets</i>	10,265	161,571	15.74	1,869	25,641	13.72
<i>Finfish, Chilled Headed and Guttled</i>	12,743	158,669	12.45	825	10,758	13.04
<i>Finfish, Chilled Other form</i>	14,096	159,863	11.34	1,102	13,231	12.01
<i>Finfish, Chilled Whole</i>	203,043	2,045,751	10.08	25,508	272,060	10.67
<i>Finfish, Frozen Fillets</i>	17,025	70,584	4.15			
<i>Finfish, Frozen Headed and Guttled</i>	663	2,062	3.11			
<i>Finfish, Frozen Other form</i>	840	8,272	9.85			
Total for John Dory	258,675	2,606,772		29,304	321,690	
Kahawai						
<i>Finfish, Frozen Headed and Guttled</i>	47,400	103,414	2.18			

NETT	Jan 2009 -- Dec 2009			Month-to-Date: December - 2009		
	Weight (kg)	FOB* Value (\$NZ)	Unit Value	Weight (kg)	FOB* Value (\$NZ)	Unit Value
Australia						
<i>Finfish, Frozen Whole</i>	451,655	590,693	1.31	46,450	50,527	1.09
Total for Kahawai	499,055	694,107		46,450	50,527	
KahBarrTuna pack other						
<i>Finfish, Processed Packed</i>	707,366	3,427,150	4.84	143,232	688,128	4.80
Total for KahBarrTuna pack oth	707,366	3,427,150		143,232	688,128	
Kingfish, Yellowtail						
<i>Finfish, Chilled Fillets</i>	163	1,375	8.44	131	1,107	8.45
<i>Finfish, Chilled Whole</i>	1,705	17,596	10.32	26	287	11.04
Total for Kingfish, Yellowtail	1,868	18,971		157	1,394	
Leatherjacket						
<i>Finfish, Chilled Headed and Guttred</i>	160	970	6.06			
<i>Finfish, Chilled Other form</i>	10	42	4.20			
<i>Finfish, Chilled Whole</i>	160	606	3.79			
Total for Leatherjacket	330	1,618				
Ling						
<i>Finfish, Chilled Fillets</i>	69,312	777,462	11.22	4,418	46,685	10.57
<i>Finfish, Frozen Fillets</i>	742,626	7,057,349	9.50	48,735	464,115	9.52
<i>Finfish, Frozen Headed and Guttred</i>	140,428	696,126	4.96	7,580	71,384	9.42
<i>Finfish, Frozen Other form</i>	118,758	552,542	4.65			
<i>Finfish, Frozen Whole</i>	1,059	10,588	10.00			
Total for Ling	1,072,183	9,094,067		60,733	582,184	
Livers and Roe						
<i>Finfish, Chilled Whole</i>	448	10,476	23.38	223	7,787	34.92
<i>Finfish, Frozen Whole</i>	6,911	124,733	18.05	31	1,100	35.48
Total for Livers and Roe	7,359	135,209		254	8,887	
Mackerel						
<i>Finfish, Processed Cans or Jars, Whole o</i>	3,864	34,155	8.84			
<i>Finfish, Processed Smoked</i>	664	14,957	22.53	235	4,405	18.74
Total for Mackerel	4,528	49,112		235	4,405	
Mackerel, Blue						
<i>Finfish, Frozen Other form</i>	33,020	31,087	0.94	8,360	8,322	1.00
<i>Finfish, Frozen Whole</i>	2,299,972	3,251,100	1.41	258,159	293,275	1.14
Total for Mackerel, Blue	2,332,992	3,282,187		266,519	301,597	
Mackerel, Jack						
<i>Finfish, Frozen Fillets</i>	950	1,730	1.82			
<i>Finfish, Frozen Other form</i>	228,150	260,123	1.14			
<i>Finfish, Frozen Whole</i>	418,055	432,101	1.03	23,840	25,138	1.05
Total for Mackerel, Jack	647,155	693,954		23,840	25,138	
Mackerel, Other(exl Jack)						
<i>Finfish, Frozen Other form</i>	82,660	71,519	0.87			
Total for Mackerel, Other(exl Jac	82,660	71,519				

NETT	Jan 2009 -- Dec 2009			Month-to-Date: December - 2009		
	Weight (kg)	FOB* Value (\$NZ)	Unit Value	Weight (kg)	FOB* Value (\$NZ)	Unit Value

Australia

Moki

<i>Finfish, Chilled Fillets</i>	1,621	16,325	10.07	280	2,207	7.88
Total for Moki	1,621	16,325		280	2,207	

Monkfish

<i>Finfish, Chilled Fillets</i>	39,295	441,446	11.23	4,445	52,542	11.82
<i>Finfish, Frozen Fillets</i>	1,005	9,326	9.28			
Total for Monkfish	40,300	450,772		4,445	52,542	

Monkfish (Stargazer)

<i>Finfish, Chilled Headed and Guttled</i>	647	6,540	10.11			
<i>Finfish, Frozen Other form</i>	21,568	178,502	8.28	1,174	9,754	8.31
Total for Monkfish (Stargazer)	22,215	185,042		1,174	9,754	

Mullet

<i>Finfish, Chilled Headed and Guttled</i>	1	12	12.00	1	12	12.00
<i>Finfish, Chilled Whole</i>	2,518	19,956	7.93	689	6,323	9.18
Total for Mullet	2,519	19,968		690	6,335	

Mussels

<i>Mussels, Crumbed, Battered</i>	1,944	24,347	12.52			
<i>Mussels, Freeze-dried pwd</i>	22,066	2,221,396	100.67	2,251	170,824	75.89
<i>Mussels, HS Fresh/Chld</i>	150	7,125	47.50			
<i>Mussels, HS Frozen</i>	894,366	5,362,096	6.00	84,220	428,572	5.09
<i>Mussels, Live</i>	782	6,584	8.42	90	3,950	43.89
<i>Mussels, Meat Chilled/Frsh</i>	2,242	26,991	12.04	19	188	9.89
<i>Mussels, Meat Frozen</i>	902,299	6,400,808	7.09	71,923	447,912	6.23
<i>Mussels, not Live/Chilled</i>	75	2,477	33.03	70	2,317	33.10
<i>Mussels, Other not L/Ch/Fz</i>	11,798	71,245	6.04	2,814	15,323	5.45
<i>Mussels, Powder in capsule</i>	711	59,702	83.97			
<i>Mussels, Pre'ed/Marinated</i>	463,706	3,560,323	7.68	59,172	461,186	7.79
<i>Mussels, Proc in Can, Jar</i>	2,738	24,249	8.86			
<i>Mussels, Smoked</i>	3,532	68,219	19.31	705	13,506	19.16
<i>Mussels, Whole Chilled</i>	720	4,186	5.81			
<i>Mussels, Whole Frozen</i>	950,340	2,712,977	2.85	75,994	198,351	2.61
Total for Mussels	3,257,469	20,552,725		297,258	1,742,129	

Octopus

<i>Other Molluscs, Live, Chilled or Frozen</i>	14,791	128,483	8.69	500	4,490	8.98
Total for Octopus	14,791	128,483		500	4,490	

Orange Roughy

<i>Finfish, Chilled Fillets</i>	81,100	1,505,232	18.56	7,387	147,845	20.01
<i>Finfish, Frozen Fillets</i>	296,115	5,352,078	18.07	26,480	499,871	18.88
<i>Finfish, Frozen Headed and Guttled</i>	69,610	744,562	10.70	19,500	218,601	11.21
<i>Finfish, Frozen Other form</i>	149,273	298,194	2.00	28,660	30,127	1.05
<i>Finfish, Frozen Whole</i>	45,657	392,784	8.60	10,984	101,035	9.20
Total for Orange Roughy	641,755	8,292,850		93,011	997,479	

Oreo Dory, Black

NETT	Jan 2009 -- Dec 2009			Month-to-Date: December - 2009		
	Weight (kg)	FOB* Value (\$NZ)	Unit Value	Weight (kg)	FOB* Value (\$NZ)	Unit Value
Australia						
<i>Finfish, Chilled Fillets</i>	1,574	9,788	6.22	54	257	4.76
<i>Finfish, Frozen Fillets</i>	27,671	531,558	19.21	1,754	35,793	20.41
<i>Finfish, Frozen Headed and Gutted</i>	33,198	115,917	3.49	16,544	47,135	2.85
<i>Finfish, Frozen Other form</i>	20,280	94,137	4.64			
Total for Oreo Dory, Black	82,723	751,400		18,352	83,185	
Oreo Dory, Other						
<i>Finfish, Frozen Headed and Gutted</i>	316,487	1,797,342	5.68	39,800	205,824	5.17
<i>Finfish, Frozen Other form</i>	27,434	133,859	4.88	13	178	13.69
<i>Finfish, Frozen Whole</i>	18,500	114,482	6.19			
Total for Oreo Dory, Other	362,421	2,045,683		39,813	206,002	
Oreo Dory, Smooth						
<i>Finfish, Chilled Fillets</i>	5,313	43,649	8.22	653	4,702	7.20
<i>Finfish, Frozen Fillets</i>	466,756	5,399,878	11.57	94,782	987,559	10.42
Total for Oreo Dory, Smooth	472,069	5,443,527		95,435	992,261	
Other chilled fillets						
<i>Finfish, Chilled Fillets</i>	95,224	1,104,268	11.60	6,511	77,638	11.92
Total for Other chilled fillets	95,224	1,104,268		6,511	77,638	
Other chilled finfish						
<i>Finfish, Chilled Headed and Gutted</i>	933,107	8,578,413	9.19	83,028	822,847	9.91
<i>Finfish, Chilled Other form</i>	551,743	5,348,994	9.69	40,378	381,626	9.45
<i>Finfish, Chilled Whole</i>	163,765	1,529,897	9.34	25,566	251,981	9.86
Total for Other chilled finfish	1,648,615	15,457,304		148,972	1,456,454	
Other clams frozen						
<i>Other Molluscs, Live, Chilled or Frozen</i>	62,203	461,781	7.42	1,970	17,331	8.80
Total for Other clams frozen	62,203	461,781		1,970	17,331	
Other Crawfish, frozen						
<i>Other,</i>	17,581	71,794	4.08	16,800	18,101	1.08
Total for Other Crawfish, frozen	17,581	71,794		16,800	18,101	
Other Crustacea: Ch/Fzn						
<i>Other Crustacea, Canned or otherwise p</i>	2,189	12,933	5.91			
<i>Other Crustacea, Live, Chilled or Frozen</i>	1,722	66,970	38.89			
Total for Other Crustacea: Ch/Fz	3,911	79,903				
Other Dogfish/Shark						
<i>Finfish, Frozen Other form</i>	6,428	27,893	4.34	1,050	4,228	4.03
<i>Finfish, Frozen Whole</i>	250	2,901	11.60			
Total for Other Dogfish/Shark	6,678	30,794		1,050	4,228	
Other dried excl smoked						
<i>Other,</i>	574	90,280	157.28			
Total for Other dried excl smoke	574	90,280				
Other Fish Packed						

NETT	Jan 2009 -- Dec 2009			Month-to-Date: December - 2009		
	Weight (kg)	FOB* Value (\$NZ)	Unit Value	Weight (kg)	FOB* Value (\$NZ)	Unit Value
Australia						
<i>Other,</i>	191,518	1,285,389	6.71	62,820	419,285	6.67
Total for Other Fish Packed	191,518	1,285,389		62,820	419,285	
Other Flatfish						
<i>Finfish, Chilled Headed and Guttled</i>	1,601	14,454	9.03	864	7,322	8.47
<i>Finfish, Chilled Other form</i>	6,788	70,723	10.42	44	689	15.66
<i>Finfish, Chilled Whole</i>	11,353	103,981	9.16	35	165	4.71
<i>Finfish, Frozen Whole</i>	5,930	31,929	5.38			
Total for Other Flatfish	25,672	221,087		943	8,176	
Other frozen fillets						
<i>Finfish, Frozen Fillets</i>	59,774	1,082,783	18.11	9,671	254,129	26.28
Total for Other frozen fillets	59,774	1,082,783		9,671	254,129	
Other frozen finfish						
<i>Finfish, Frozen Headed and Guttled</i>	15,755	146,290	9.29	7,106	94,366	13.28
<i>Finfish, Frozen Other form</i>	9,392	56,287	5.99	109	6,450	59.17
<i>Finfish, Frozen Whole</i>	2,777	20,291	7.31	2,588	18,597	7.19
Total for Other frozen finfish	27,924	222,868		9,803	119,413	
Other invertebrate						
<i>Other Molluscs, Live, Chilled or Frozen</i>	8,020	258,174	32.19	858	39,609	46.16
Total for Other invertebrate	8,020	258,174		858	39,609	
Other Molluscs						
<i>Other Molluscs, Canned or otherwise pr</i>	185,739	1,328,337	7.15	41,793	311,585	7.46
<i>Other Molluscs, Live, Chilled or Frozen</i>	1,362	11,554	8.48	444	2,683	6.04
Total for Other Molluscs	187,101	1,339,891		42,237	314,268	
Other preparations						
<i>Other,</i>	3,804,925	30,503,298	8.02	495,360	3,753,624	7.58
Total for Other preparations	3,804,925	30,503,298		495,360	3,753,624	
Other smoked fish						
<i>Other,</i>	6,374	229,962	36.08	1,612	57,780	35.84
Total for Other smoked fish	6,374	229,962		1,612	57,780	
Other species can, jar						
<i>Other,</i>	5,324	55,859	10.49			
Total for Other species can, jar	5,324	55,859				
Oysters						
<i>Oysters, Chilled or Frozen</i>	1,056,310	8,476,941	8.03	133,557	1,164,904	8.72
Total for Oysters	1,056,310	8,476,941		133,557	1,164,904	
Pastes						
<i>Other,</i>	10,422	100,782	9.67	1,504	17,248	11.47
Total for Pastes	10,422	100,782		1,504	17,248	
Patagonian Toothfish						

NETT	Jan 2009 -- Dec 2009			Month-to-Date: December - 2009		
	Weight (kg)	FOB* Value (\$NZ)	Unit Value	Weight (kg)	FOB* Value (\$NZ)	Unit Value
Australia						
<i>Finfish, Frozen Other form</i>	1,210	39,233	32.42			
Total for Patagonian Toothfish	1,210	39,233				
Paua						
<i>Other Molluscs, Live, Chilled or Frozen</i>	3,004	240,292	79.99	769	56,001	72.82
<i>Other Molluscs, Not Live/Chilled/Frozen</i>	24,793	2,160,470	87.14	3,447	256,092	74.29
Total for Paua	27,797	2,400,762		4,216	312,093	
Rock Lobster						
<i>Rock Lobster, Chilled Live</i>	779	9,546	12.25			
<i>Rock Lobster, Frozen Tails</i>	6,040	205,400	34.01	3,600	126,000	35.00
<i>Rock Lobster, Frozen Whole</i>	2,030	84,223	41.49			
Total for Rock Lobster	8,849	299,169		3,600	126,000	
Salmon						
<i>Finfish, Processed Cans or Jars, Whole o</i>	863	20,512	23.77	13	2,404	184.92
Total for Salmon	863	20,512		13	2,404	
Salmon, Other						
<i>Finfish, Frozen Headed and Guttled</i>	6,475	62,599	9.67			
<i>Finfish, Frozen Other form</i>	15,813	106,903	6.76	13,010	80,828	6.21
Total for Salmon, Other	22,288	169,502		13,010	80,828	
Salmon, Pacific						
<i>Finfish, Chilled Headed and Guttled</i>	3,769	46,655	12.38	720	9,286	12.90
<i>Finfish, Chilled Other form</i>	24,985	257,913	10.32	274	4,012	14.64
<i>Finfish, Chilled Whole</i>	528,209	6,468,503	12.25	59,652	720,059	12.07
<i>Finfish, Processed Smoked</i>	96,760	3,462,198	35.78	8,362	281,185	33.63
Total for Salmon, Pacific	653,723	10,235,269		69,008	1,014,542	
Salmon, Sockeye						
<i>Finfish, Frozen Headed and Guttled</i>	258	5,462	21.17			
Total for Salmon, Sockeye	258	5,462				
Salmonidae						
<i>Finfish, Chilled Fillets</i>	29,235	663,295	22.69	3,065	69,774	22.76
<i>Finfish, Frozen Fillets</i>	13,416	312,780	23.31	2,068	40,557	19.61
Total for Salmonidae	42,651	976,075		5,133	110,331	
Sardines						
<i>Finfish, Frozen Whole</i>	22,048	27,842	1.26			
<i>Finfish, Processed Cans or Jars, Whole o</i>	3,672	25,380	6.91			
Total for Sardines	25,720	53,222				
Scallops						
<i>Other Molluscs, Live, Chilled or Frozen</i>	37,521	789,672	21.05	250	6,623	26.49
Total for Scallops	37,521	789,672		250	6,623	
School shark						
<i>Finfish, Frozen Fillets</i>	495,849	5,980,457	12.06	47,880	567,623	11.86

NETT	Jan 2009 -- Dec 2009			Month-to-Date: December - 2009		
	Weight (kg)	FOB* (\$NZ)	Value Unit	Weight (kg)	FOB* (\$NZ)	Value Unit
Australia						
<i>Finfish, Frozen Headed and Guttled</i>	69	673	9.75			
<i>Finfish, Frozen Other form</i>	11,054	40,460	3.66			
Total for School shark	506,972	6,021,590		47,880	567,623	
Sea Bass						
<i>Finfish, Frozen Other form</i>	503	4,270	8.49			
<i>Finfish, Frozen Whole</i>	450	1,201	2.67			
Total for Sea Bass	953	5,471				
Shrimps & Prawns						
<i>Other Crustacea, Canned or otherwise p</i>	6,639	69,369	10.45			
<i>Other Crustacea, Live, Chilled or Frozen</i>	45,547	1,831,070	40.20	6,216	237,281	38.17
Total for Shrimps & Prawns	52,186	1,900,439		6,216	237,281	
Skate						
<i>Finfish, Frozen Fillets</i>	6	52	8.67			
Total for Skate	6	52				
Snapper						
<i>Finfish, Chilled Fillets</i>	7,502	145,371	19.38	1,215	27,213	22.40
<i>Finfish, Chilled Headed and Guttled</i>	213	1,242	5.83			
<i>Finfish, Chilled Other form</i>	278	2,735	9.84	84	736	8.76
<i>Finfish, Chilled Whole</i>	2,280,637	22,146,154	9.71	239,300	2,409,476	10.07
<i>Finfish, Frozen Whole</i>	462	4,501	9.74			
Total for Snapper	2,289,092	22,300,003		240,599	2,437,425	
Sole						
<i>Finfish, Chilled Headed and Guttled</i>	448	3,438	7.67	29	188	6.48
<i>Finfish, Chilled Other form</i>	812	9,774	12.04	5	52	10.40
<i>Finfish, Chilled Whole</i>	384	3,238	8.43			
<i>Finfish, Frozen Headed and Guttled</i>	10,600	60,643	5.72			
Total for Sole	12,244	77,093		34	240	
Sole, Lemon						
<i>Finfish, Chilled Fillets</i>	216	2,257	10.45			
<i>Finfish, Chilled Headed and Guttled</i>	1,450	12,624	8.71			
<i>Finfish, Chilled Other form</i>	407	2,188	5.38	95	455	4.79
<i>Finfish, Chilled Whole</i>	1,441	12,932	8.97	231	2,021	8.75
<i>Finfish, Frozen Fillets</i>	5,920	83,898	14.17			
<i>Finfish, Frozen Headed and Guttled</i>	310	1,485	4.79			
<i>Finfish, Frozen Other form</i>	42,230	232,504	5.51			
<i>Finfish, Frozen Whole</i>	147,860	904,585	6.12	15,150	95,903	6.33
Total for Sole, Lemon	199,834	1,252,473		15,476	98,379	
Sole, New Zealand						
<i>Finfish, Chilled Whole</i>	2,903	24,620	8.48	686	5,868	8.55
<i>Finfish, Frozen Headed and Guttled</i>	2,420	11,717	4.84	570	3,021	5.30
<i>Finfish, Frozen Other form</i>	14,950	81,522	5.45			
<i>Finfish, Frozen Whole</i>	91,890	523,249	5.69	4,560	22,541	4.94
Total for Sole, New Zealand	112,163	641,108		5,816	31,430	

NETT	Jan 2009 -- Dec 2009			Month-to-Date: December - 2009		
	Weight (kg)	FOB* Value (\$NZ)	Unit Value	Weight (kg)	FOB* Value (\$NZ)	Unit Value

Australia

Southern Blue Whiting

<i>Finfish, Frozen Fillets</i>	188,374	1,194,147	6.34	6,734	43,149	6.41
<i>Finfish, Frozen Headed and Guttled</i>	16,680	18,472	1.11			
Total for Southern Blue Whiting	205,054	1,212,619		6,734	43,149	

Spiny Dogfish

<i>Finfish, Frozen Other form</i>	10	1,495	149.50			
Total for Spiny Dogfish	10	1,495				

Spotted Dogfish (Rig)

<i>Finfish, Chilled Fillets</i>	11,864	123,107	10.38	1,512	14,052	9.29
<i>Finfish, Frozen Fillets</i>	222,040	3,224,220	14.52	21,460	325,305	15.16
<i>Finfish, Frozen Other form</i>	7,535	99,164	13.16			
<i>Finfish, Frozen Whole</i>	1,094	10,137	9.27			
Total for Spotted Dogfish (Rig)	242,533	3,456,628		22,972	339,357	

Squid

<i>Squid, Frozen HG</i>	259,765	909,123	3.50			
<i>Squid, Frozen Other Form</i>	449,273	1,670,828	3.72	780	6,755	8.66
<i>Squid, Frozen Tubes/Steaks</i>	642,943	4,688,660	7.29	78,940	627,759	7.95
<i>Squid, Frozen Whole</i>	1,341,401	1,711,281	1.28	14,461	17,755	1.23
<i>Squid, Frz Heads&Tentacles</i>	127,470	360,775	2.83	2,200	5,755	2.62
Total for Squid	2,820,852	9,340,667		96,381	658,024	

Surimi, Other species

<i>Finfish, Surimi Other</i>	120	1,176	9.80			
Total for Surimi, Other species	120	1,176				

Swordfish

<i>Finfish, Chilled Headed and Guttled</i>	52,012	541,221	10.41	6,312	59,122	9.37
<i>Finfish, Chilled Whole</i>	8,249	74,082	8.98	4	34	8.50
Total for Swordfish	60,261	615,303		6,316	59,156	

Tarakihi

<i>Finfish, Chilled Fillets</i>	82,994	974,557	11.74	6,386	76,293	11.95
<i>Finfish, Chilled Headed and Guttled</i>	3,860	41,418	10.73			
<i>Finfish, Chilled Whole</i>	4,072	39,452	9.69	747	5,306	7.10
<i>Finfish, Frozen Fillets</i>	62,068	470,105	7.57	250	3,369	13.48
<i>Finfish, Frozen Headed and Guttled</i>	475	6,574	13.84			
<i>Finfish, Frozen Whole</i>	6,500	16,480	2.54			
Total for Tarakihi	159,969	1,548,586		7,383	84,968	

Trevally

<i>Finfish, Chilled Fillets</i>	1,566	17,418	11.12	2	13	6.50
<i>Finfish, Chilled Headed and Guttled</i>	549	5,054	9.21			
<i>Finfish, Chilled Other form</i>	12,497	68,117	5.45	795	5,976	7.52
<i>Finfish, Chilled Whole</i>	12,626	78,192	6.19	1,040	7,630	7.34
<i>Finfish, Frozen Fillets</i>	65	617	9.49			
<i>Finfish, Frozen Whole</i>	15,310	39,170	2.56			
Total for Trevally	42,613	208,568		1,837	13,619	

NETT	Jan 2009 -- Dec 2009			Month-to-Date: December - 2009		
	Weight (kg)	FOB* Value (\$NZ)	Unit Value	Weight (kg)	FOB* Value (\$NZ)	Unit Value
Australia						
Tuatua						
<i>Other Molluscs, Live, Chilled or Frozen</i>	468	2,709	5.79			
Total for Tuatua	468	2,709				
Tuna, Albacore/Longfinned						
<i>Finfish, Chilled Other form</i>	240	2,096	8.73			
Total for Tuna, Albacore/Longfin	240	2,096				
Tuna, Bigeye						
<i>Finfish, Chilled Headed and Guttled</i>	5,596	41,831	7.48	1,107	7,937	7.17
<i>Finfish, Chilled Other form</i>	10,038	103,424	10.30	4,094	47,173	11.52
<i>Finfish, Chilled Whole</i>	659	5,900	8.95	127	1,270	10.00
Total for Tuna, Bigeye	16,293	151,155		5,328	56,380	
Tuna, Bluefin						
<i>Finfish, Chilled Whole</i>	3,694	43,919	11.89			
<i>Finfish, Frozen Whole</i>	350	11,604	33.15			
Total for Tuna, Bluefin	4,044	55,523				
Tuna, Other						
<i>Finfish, Chilled Headed and Guttled</i>	30,521	269,297	8.82	2,578	22,471	8.72
<i>Finfish, Chilled Other form</i>	9,801	95,572	9.75			
<i>Finfish, Processed Packed</i>	1,920	16,544	8.62			
Total for Tuna, Other	42,242	381,413		2,578	22,471	
Tuna, Southern Bluefin						
<i>Finfish, Chilled Other form</i>	280	2,035	7.27	45	566	12.58
<i>Finfish, Chilled Whole</i>	237	1,451	6.12			
Total for Tuna, Southern Bluefin	517	3,486		45	566	
Tuna, Yellowfin						
<i>Finfish, Chilled Headed and Guttled</i>	71	748	10.54			
<i>Finfish, Chilled Other form</i>	167	1,479	8.86			
<i>Finfish, Chilled Whole</i>	250	1,568	6.27	35	406	11.60
<i>Finfish, Processed Cans or Jars, Whole o</i>	345	6,855	19.87			
Total for Tuna, Yellowfin	833	10,650		35	406	
Warehou, Blue						
<i>Finfish, Chilled Fillets</i>	5,186	45,926	8.86	3,792	31,894	8.41
<i>Finfish, Frozen Headed and Guttled</i>	117	543	4.64			
Total for Warehou, Blue	5,303	46,469		3,792	31,894	
Whitebait						
<i>Finfish, Chilled Whole</i>	180	20,144	111.91	35	3,737	106.77
<i>Finfish, Frozen Whole</i>	840	49,882	59.38	92	8,537	92.79
Total for Whitebait	1,020	70,026		127	12,274	
Total for Australia	39,726,479	270,199,989		4,002,852	29,053,282	

<i>NETT</i>	<i>Jan 2009 -- Dec 2009</i>			<i>Month-to-Date: December - 2009</i>		
	<i>Weight (kg)</i>	<i>FOB* Value (\$NZ)</i>	<i>Unit Value</i>	<i>Weight (kg)</i>	<i>FOB* Value (\$NZ)</i>	<i>Unit Value</i>
Austria						
Mussels						
<i>Mussels, HS Frozen</i>	117,088	771,290	6.59			
Total for Mussels	117,088	771,290				
Squid						
<i>Squid, Frozen Whole</i>	5,280	18,705	3.54			
Total for Squid	5,280	18,705				
Total for Austria	122,368	789,995				

<i>NETT</i>	<i>Jan 2009 -- Dec 2009</i>			<i>Month-to-Date: December - 2009</i>		
	<i>Weight (kg)</i>	<i>FOB* Value (\$NZ)</i>	<i>Unit Value</i>	<i>Weight (kg)</i>	<i>FOB* Value (\$NZ)</i>	<i>Unit Value</i>
Barbados						
Mussels						
<i>Mussels, HS Frozen</i>	300	1,585	5.28			
Total for Mussels	300	1,585				
Total for Barbados	300	1,585				

NETT	Jan 2009 -- Dec 2009			Month-to-Date: December - 2009		
	Weight (kg)	FOB* Value (\$NZ)	Unit Value	Weight (kg)	FOB* Value (\$NZ)	Unit Value
Belarus						
Cod, Red						
<i>Finfish, Frozen Headed and Guttled</i>	9,540	44,433	4.66			
<i>Finfish, Frozen Other form</i>	7,985	21,174	2.65			
Total for Cod, Red	17,525	65,607				
Ghostshark						
<i>Finfish, Frozen Other form</i>	4,977	11,667	2.34			
Total for Ghostshark	4,977	11,667				
Mackerel, Jack						
<i>Finfish, Frozen Headed and Guttled</i>	24,520	55,316	2.26			
<i>Finfish, Frozen Other form</i>	33,060	70,882	2.14			
Total for Mackerel, Jack	57,580	126,198				
Mussels						
<i>Mussels, HS Frozen</i>	1,176	8,464	7.20			
<i>Mussels, Meat Frozen</i>	996	9,481	9.52			
Total for Mussels	2,172	17,945				
Other frozen finfish						
<i>Finfish, Frozen Other form</i>	16,700	34,356	2.06			
<i>Finfish, Frozen Whole</i>	16,200	11,797	0.73			
Total for Other frozen finfish	32,900	46,153				
Southern Blue Whiting						
<i>Finfish, Frozen Other form</i>	50,700	95,566	1.88			
Total for Southern Blue Whiting	50,700	95,566				
Warehou, Silver						
<i>Finfish, Frozen Other form</i>	17,500	82,244	4.70			
Total for Warehou, Silver	17,500	82,244				
Total for Belarus	183,354	445,380				

NETT	Jan 2009 -- Dec 2009			Month-to-Date: December - 2009		
	Weight (kg)	FOB* Value (\$NZ)	Unit Value	Weight (kg)	FOB* Value (\$NZ)	Unit Value
Belgium						
Eels						
<i>Finfish, Chilled Live</i>	28,380	346,941	12.22	1,230	14,070	11.44
<i>Finfish, Frozen Other form</i>	70,620	1,063,480	15.06	21,624	290,126	13.42
Total for Eels	99,000	1,410,421		22,854	304,196	
Finfish, fillet blocks						
<i>Finfish, Processed Other</i>	77,648	495,246	6.38			
Total for Finfish, fillet blocks	77,648	495,246				
Fish prod unfit for human						
<i>Finfish, Processed Other</i>	10	21	2.10			
Total for Fish prod unfit for hum	10	21				
Hoki						
<i>Finfish, Frozen Fillets</i>	100,730	795,170	7.89			
Total for Hoki	100,730	795,170				
Monkfish						
<i>Finfish, Frozen Fillets</i>	24,775	260,757	10.53			
Total for Monkfish	24,775	260,757				
Mussels						
<i>Mussels, Freeze-dried pwd</i>	1,375	66,230	48.17			
<i>Mussels, HS Frozen</i>	340,470	2,015,189	5.92	20,400	94,578	4.64
<i>Mussels, Meat Frozen</i>	4,912	41,512	8.45			
Total for Mussels	346,757	2,122,931		20,400	94,578	
Oreo Dory, Smooth						
<i>Finfish, Frozen Fillets</i>	29,620	374,199	12.63	1,245	13,090	10.51
Total for Oreo Dory, Smooth	29,620	374,199		1,245	13,090	
Other Fish Packed						
<i>Other,</i>	44,636	701,626	15.72	15,184	226,894	14.94
Total for Other Fish Packed	44,636	701,626		15,184	226,894	
Other frozen finfish						
<i>Finfish, Frozen Other form</i>	2,960	10,534	3.56	2,960	10,534	3.56
Total for Other frozen finfish	2,960	10,534		2,960	10,534	
Other invertebrate						
<i>Other Molluscs, Live, Chilled or Frozen</i>	327	20,255	61.94			
Total for Other invertebrate	327	20,255				
Other preparations						
<i>Other,</i>	14,560	286,358	19.67			
Total for Other preparations	14,560	286,358				
Rock Lobster						
<i>Rock Lobster, Frozen Whole</i>	240	7,398	30.83			

NETT	Jan 2009 -- Dec 2009			Month-to-Date: December - 2009		
	Weight (kg)	FOB* Value (\$NZ)	Unit Value	Weight (kg)	FOB* Value (\$NZ)	Unit Value
Belgium						
Total for Rock Lobster	240	7,398				
Shrimps & Prawns						
<i>Other Crustacea, Live, Chilled or Frozen</i>	2,400	98,141	40.89			
Total for Shrimps & Prawns	2,400	98,141				
Skate						
<i>Finfish, Frozen Fillets</i>	13,935	62,037	4.45			
Total for Skate	13,935	62,037				
Spiny Dogfish						
<i>Finfish, Frozen Other form</i>	35,510	156,489	4.41	3,810	14,574	3.83
Total for Spiny Dogfish	35,510	156,489		3,810	14,574	
Squid						
<i>Squid, Frozen Whole</i>	11,770	22,963	1.95			
Total for Squid	11,770	22,963				
Total for Belgium	804,878	6,824,546		66,453	663,866	

<i>NETT</i>	<i>Jan 2009 -- Dec 2009</i>			<i>Month-to-Date: December - 2009</i>		
	<i>Weight (kg)</i>	<i>FOB* Value (\$NZ)</i>	<i>Unit Value</i>	<i>Weight (kg)</i>	<i>FOB* Value (\$NZ)</i>	<i>Unit Value</i>
Benin						
Kahawai						
<i>Finfish, Frozen Whole</i>	158,000	142,489	0.90			
Total for Kahawai	158,000	142,489				
Mackerel, Jack						
<i>Finfish, Frozen Other form</i>	33,600	29,236	0.87	16,800	14,759	0.88
<i>Finfish, Frozen Whole</i>	54,000	52,250	0.97			
Total for Mackerel, Jack	87,600	81,486		16,800	14,759	
Total for Benin	245,600	223,975		16,800	14,759	

NETT	Jan 2009 -- Dec 2009			Month-to-Date: December - 2009		
	Weight (kg)	FOB* Value (\$NZ)	Unit Value	Weight (kg)	FOB* Value (\$NZ)	Unit Value
Brunei Darussalam						
Fish cakes						
<i>Finfish, Processed Other</i>	24	79	3.29			
Total for Fish cakes	24	79				
Fish fingers						
<i>Finfish, Processed Other</i>	16,003	81,373	5.08			
Total for Fish fingers	16,003	81,373				
Mussels						
<i>Mussels, HS Frozen</i>	8,240	48,126	5.84			
<i>Mussels, Meat Frozen</i>	1,240	10,131	8.17			
Total for Mussels	9,480	58,257				
Other clams frozen						
<i>Other Molluscs, Live, Chilled or Frozen</i>	300	2,065	6.88			
Total for Other clams frozen	300	2,065				
Other frozen finfish						
<i>Finfish, Frozen Whole</i>	18,580	68,738	3.70			
Total for Other frozen finfish	18,580	68,738				
Other preparations						
<i>Other,</i>	6,745	57,568	8.53			
Total for Other preparations	6,745	57,568				
Oysters						
<i>Oysters, Chilled or Frozen</i>	5,041	42,523	8.44			
Total for Oysters	5,041	42,523				
Squid						
<i>Squid, Frozen HG</i>	7,568	18,814	2.49			
<i>Squid, Frozen Whole</i>	5,158	8,630	1.67			
Total for Squid	12,726	27,444				
Trevally						
<i>Finfish, Frozen Whole</i>	68,510	198,538	2.90	14,960	24,836	1.66
Total for Trevally	68,510	198,538		14,960	24,836	
Total for Brunei Darussalam	137,409	536,585		14,960	24,836	

NETT	<i>Jan 2009 -- Dec 2009</i>			<i>Month-to-Date: December - 2009</i>		
	<i>Weight (kg)</i>	<i>FOB* Value (\$NZ)</i>	<i>Unit Value</i>	<i>Weight (kg)</i>	<i>FOB* Value (\$NZ)</i>	<i>Unit Value</i>
Bulgaria						
Barracouta						
<i>Finfish, Frozen Fillets</i>	14,930	46,033	3.08			
Total for Barracouta	14,930	46,033				
Cod, Red						
<i>Finfish, Frozen Headed and Guttled</i>	1,380	3,670	2.66			
<i>Finfish, Frozen Other form</i>	510	1,260	2.47			
Total for Cod, Red	1,890	4,930				
Eels						
<i>Finfish, Frozen Headed and Guttled</i>	3,450	13,700	3.97			
Total for Eels	3,450	13,700				
Finfish, other fish meat						
<i>Finfish, Processed Other</i>	2,730	13,312	4.88			
Total for Finfish, other fish meat	2,730	13,312				
Gemfish						
<i>Finfish, Frozen Headed and Guttled</i>	1,605	4,528	2.82			
<i>Finfish, Frozen Other form</i>	693	2,331	3.36			
Total for Gemfish	2,298	6,859				
Ghostshark						
<i>Finfish, Frozen Other form</i>	20,406	49,232	2.41	9,285	19,870	2.14
Total for Ghostshark	20,406	49,232		9,285	19,870	
Hake						
<i>Finfish, Frozen Fillets</i>	250	1,109	4.44			
<i>Finfish, Frozen Other form</i>	435	1,775	4.08			
Total for Hake	685	2,884				
Hoki						
<i>Finfish, Frozen Fillets</i>	560	2,986	5.33			
<i>Finfish, Frozen Headed and Guttled</i>	225	667	2.96			
<i>Finfish, Frozen Other form</i>	3,293	8,457	2.57			
Total for Hoki	4,078	12,110				
Ling						
<i>Finfish, Frozen Other form</i>	2,786	7,311	2.62			
Total for Ling	2,786	7,311				
Mackerel, Blue						
<i>Finfish, Frozen Other form</i>	19,360	35,515	1.83	16,800	31,761	1.89
Total for Mackerel, Blue	19,360	35,515		16,800	31,761	
Mackerel, Jack						
<i>Finfish, Frozen Other form</i>	16,800	37,889	2.26			
Total for Mackerel, Jack	16,800	37,889				

NETT	Jan 2009 -- Dec 2009			Month-to-Date: December - 2009		
	Weight (kg)	FOB* (\$NZ)	Value Unit Value	Weight (kg)	FOB* (\$NZ)	Value Unit Value
Bulgaria						
Monkfish (Stargazer)						
<i>Finfish, Frozen Other form</i>	221	588	2.66			
Total for Monkfish (Stargazer)	221	588				
Mussels						
<i>Mussels, Meat Frozen</i>	3,000	25,062	8.35			
Total for Mussels	3,000	25,062				
Other chilled fillets						
<i>Finfish, Chilled Fillets</i>	90	230	2.56			
Total for Other chilled fillets	90	230				
Other frozen fillets						
<i>Finfish, Frozen Fillets</i>	26,060	113,475	4.35			
Total for Other frozen fillets	26,060	113,475				
Other frozen finfish						
<i>Finfish, Frozen Other form</i>	18,086	34,547	1.91	24	44	1.83
<i>Finfish, Frozen Whole</i>	6,213	18,055	2.91			
Total for Other frozen finfish	24,299	52,602		24	44	
Other preparations						
<i>Other,</i>	7,090	34,728	4.90	2,110	8,641	4.10
Total for Other preparations	7,090	34,728		2,110	8,641	
Salmon, Other						
<i>Finfish, Frozen Headed and Guttled</i>	250	2,391	9.56			
Total for Salmon, Other	250	2,391				
School shark						
<i>Finfish, Frozen Fillets</i>	90	402	4.47			
Total for School shark	90	402				
Southern Blue Whiting						
<i>Finfish, Frozen Other form</i>	82,506	178,950	2.17	2,088	3,178	1.52
Total for Southern Blue Whiting	82,506	178,950		2,088	3,178	
Squid						
<i>Squid, Frozen Other Form</i>	73,534	185,786	2.53			
<i>Squid, Frozen Whole</i>	3,447	5,384	1.56			
Total for Squid	76,981	191,170				
Warehou, Blue						
<i>Finfish, Frozen Other form</i>	3,960	11,793	2.98	3,960	11,793	2.98
Total for Warehou, Blue	3,960	11,793		3,960	11,793	
Warehou, Silver						
<i>Finfish, Frozen Fillets</i>	60	266	4.43			
<i>Finfish, Frozen Other form</i>	26,463	79,993	3.02	7,920	18,055	2.28

<i>NETT</i>	<i>Jan 2009 -- Dec 2009</i>			<i>Month-to-Date: December - 2009</i>		
	<i>Weight (kg)</i>	<i>FOB* Value (\$NZ)</i>	<i>Unit Value</i>	<i>Weight (kg)</i>	<i>FOB* Value (\$NZ)</i>	<i>Unit Value</i>
Bulgaria						
Total for Warehou, Silver	26,523	80,259		7,920	18,055	
Total for Bulgaria	340,483	921,425		42,187	93,342	

<i>NETT</i>	<i>Jan 2009 -- Dec 2009</i>			<i>Month-to-Date: December - 2009</i>		
	<i>Weight (kg)</i>	<i>FOB* Value (\$NZ)</i>	<i>Unit Value</i>	<i>Weight (kg)</i>	<i>FOB* Value (\$NZ)</i>	<i>Unit Value</i>
Cameroon						
Mackerel, Jack						
<i>Finfish, Frozen Whole</i>	351,000	307,732	0.88			
Total for Mackerel, Jack	351,000	307,732				
Total for Cameroon	351,000	307,732				

NETT	Jan 2009 -- Dec 2009			Month-to-Date: December - 2009		
	Weight (kg)	FOB* (\$NZ)	Value Unit	Weight (kg)	FOB* (\$NZ)	Value Unit

Canada

Antarctic Toothfish

<i>Finfish, Chilled Other form</i>	6,648	55,009	8.27			
<i>Finfish, Frozen Headed and Guttled</i>	20,427	483,246	23.66			
Total for Antarctic Toothfish	27,075	538,255				

Barracouta

<i>Finfish, Frozen Fillets</i>	300	1,116	3.72			
Total for Barracouta	300	1,116				

Cod, Red

<i>Finfish, Frozen Fillets</i>	8,560	69,272	8.09			
Total for Cod, Red	8,560	69,272				

Eels

<i>Finfish, Chilled Live</i>	10,850	139,880	12.89	1,950	23,071	11.83
Total for Eels	10,850	139,880		1,950	23,071	

Fish meal fit for human

<i>Finfish, Processed Other</i>	400	12,000	30.00			
Total for Fish meal fit for human	400	12,000				

Hoki

<i>Finfish, Frozen Fillets</i>	53,792	364,080	6.77	449	3,068	6.83
Total for Hoki	53,792	364,080		449	3,068	

Ling

<i>Finfish, Frozen Fillets</i>	31,502	295,710	9.39			
<i>Finfish, Frozen Headed and Guttled</i>	15,987	67,738	4.24			
<i>Finfish, Frozen Other form</i>	45,377	110,421	2.43			
Total for Ling	92,866	473,869				

Mussels

<i>Mussels, Freeze-dried pwd</i>	850	50,266	59.14			
<i>Mussels, HS Frozen</i>	1,591,750	8,367,033	5.26	158,138	613,816	3.88
<i>Mussels, Live</i>	127	635	5.00	127	635	5.00
<i>Mussels, Meat Frozen</i>	14,870	80,020	5.38	2,860	20,258	7.08
Total for Mussels	1,607,597	8,497,954		161,125	634,709	

Orange Roughy

<i>Finfish, Frozen Fillets</i>	81,600	1,438,585	17.63	7,000	116,544	16.65
Total for Orange Roughy	81,600	1,438,585		7,000	116,544	

Oreo Dory, Smooth

<i>Finfish, Frozen Fillets</i>	1,000	11,858	11.86			
Total for Oreo Dory, Smooth	1,000	11,858				

Oysters

<i>Oysters, Chilled or Frozen</i>	601	6,259	10.41			
Total for Oysters	601	6,259				

NETT	Jan 2009 -- Dec 2009			Month-to-Date: December - 2009		
	Weight (kg)	FOB* Value (\$NZ)	Unit Value	Weight (kg)	FOB* Value (\$NZ)	Unit Value
Canada						
Salmon, Pacific						
<i>Finfish, Chilled Whole</i>	640	9,867	15.42	640	9,867	15.42
Total for Salmon, Pacific	640	9,867		640	9,867	
Salmonidae						
<i>Finfish, Frozen Fillets</i>	23,358	779,268	33.36			
Total for Salmonidae	23,358	779,268				
Sea Bass						
<i>Finfish, Frozen Whole</i>	1,000	4,059	4.06			
Total for Sea Bass	1,000	4,059				
Skate						
<i>Finfish, Frozen Fillets</i>	5	6	1.20	5	6	1.20
Total for Skate	5	6		5	6	
Squid						
<i>Squid, Frozen Tubes/Steaks</i>	5,500	20,423	3.71			
<i>Squid, Frozen Whole</i>	19,440	56,692	2.92			
<i>Squid, Frz Heads&Tentacles</i>	56,290	163,688	2.91			
Total for Squid	81,230	240,803				
Total for Canada	1,990,874	12,587,131		171,169	787,265	

NETT	Jan 2009 -- Dec 2009			Month-to-Date: December - 2009		
	Weight (kg)	FOB* Value (\$NZ)	Unit Value	Weight (kg)	FOB* Value (\$NZ)	Unit Value

China, Peoples Republic Of

Alfonsino

<i>Finfish, Frozen Headed and Guttled</i>	138,460	807,039	5.83			
<i>Finfish, Frozen Other form</i>	394,269	2,725,786	6.91	71,420	486,481	6.81
Total for Alfonsino	532,729	3,532,825		71,420	486,481	

Antarctic Toothfish

<i>Finfish, Frozen Other form</i>	58,204	711,268	12.22			
Total for Antarctic Toothfish	58,204	711,268				

Barracouta

<i>Finfish, Frozen Headed and Guttled</i>	4,944,536	7,171,902	1.45	195,840	217,899	1.11
<i>Finfish, Frozen Other form</i>	940,588	1,593,573	1.69			
<i>Finfish, Frozen Whole</i>	100,950	103,746	1.03			
Total for Barracouta	5,986,074	8,869,221		195,840	217,899	

Cardinal Fish

<i>Finfish, Frozen Headed and Guttled</i>	75,043	372,344	4.96			
<i>Finfish, Frozen Other form</i>	125,331	448,763	3.58			
Total for Cardinal Fish	200,374	821,107				

Cod, Red

<i>Finfish, Frozen Headed and Guttled</i>	333,754	833,289	2.50	15,651	36,788	2.35
<i>Finfish, Frozen Other form</i>	227,290	604,298	2.66			
Total for Cod, Red	561,044	1,437,587		15,651	36,788	

Eels

<i>Finfish, Chilled Live</i>	600	3,672	6.12	600	3,672	6.12
Total for Eels	600	3,672		600	3,672	

Fish prod unfit for human

<i>Finfish, Processed Other</i>	17,122,062	38,889,758	2.27	1,156,049	2,866,641	2.48
Total for Fish prod unfit for hum	17,122,062	38,889,758		1,156,049	2,866,641	

Gemfish

<i>Finfish, Frozen Other form</i>	17,651	91,704	5.20			
<i>Finfish, Frozen Whole</i>	3,168	17,139	5.41			
Total for Gemfish	20,819	108,843				

Ghostshark

<i>Finfish, Frozen Fillets</i>	194,484	519,697	2.67			
<i>Finfish, Frozen Other form</i>	15,525	50,292	3.24	15,525	50,292	3.24
Total for Ghostshark	210,009	569,989		15,525	50,292	

Gurnard

<i>Finfish, Frozen Whole</i>	17,168	48,435	2.82			
Total for Gurnard	17,168	48,435				

Hake

<i>Finfish, Frozen Fillets</i>	6,038	57,265	9.48			
--------------------------------	-------	--------	------	--	--	--

NETT	Jan 2009 -- Dec 2009			Month-to-Date: December - 2009		
	Weight (kg)	FOB* Value (\$NZ)	Unit Value	Weight (kg)	FOB* Value (\$NZ)	Unit Value
China, Peoples Republic Of						
<i>Finfish, Frozen Headed and Guttred</i>	154,944	909,810	5.87	15,600	84,857	5.44
<i>Finfish, Frozen Other form</i>	31,560	172,652	5.47			
Total for Hake	192,542	1,139,727		15,600	84,857	
Hoki						
<i>Finfish, Frozen Fillets</i>	11,228	14,075	1.25			
<i>Finfish, Frozen Headed and Guttred</i>	15,120,234	35,806,659	2.37	1,456,424	2,831,737	1.94
<i>Finfish, Frozen Other form</i>	54,609	133,785	2.45			
<i>Finfish, Frozen Whole</i>	29,555	33,547	1.14			
Total for Hoki	15,215,626	35,988,066		1,456,424	2,831,737	
John Dory						
<i>Finfish, Frozen Fillets</i>	1,200	3,120	2.60			
Total for John Dory	1,200	3,120				
Ling						
<i>Finfish, Frozen Fillets</i>	8,660	76,171	8.80			
<i>Finfish, Frozen Headed and Guttred</i>	255,015	1,006,359	3.95	45,528	184,285	4.05
<i>Finfish, Frozen Other form</i>	83,695	451,106	5.39			
Total for Ling	347,370	1,533,636		45,528	184,285	
Livers and Roe						
<i>Finfish, Frozen Whole</i>	173,528	603,363	3.48	35,760	85,859	2.40
Total for Livers and Roe	173,528	603,363		35,760	85,859	
Mackerel, Blue						
<i>Finfish, Frozen Whole</i>	500	864	1.73			
Total for Mackerel, Blue	500	864				
Mackerel, Jack						
<i>Finfish, Frozen Fillets</i>	642,860	1,304,259	2.03			
<i>Finfish, Frozen Headed and Guttred</i>	1,963,660	4,625,508	2.36	96,080	199,189	2.07
<i>Finfish, Frozen Other form</i>	2,419,352	5,366,313	2.22	436,620	978,304	2.24
<i>Finfish, Frozen Whole</i>	50,250	36,740	0.73			
Total for Mackerel, Jack	5,076,122	11,332,820		532,700	1,177,493	
Moki						
<i>Finfish, Frozen Headed and Guttred</i>	14,572	81,866	5.62			
Total for Moki	14,572	81,866				
Monkfish (Stargazer)						
<i>Finfish, Frozen Headed and Guttred</i>	176,464	832,596	4.72			
Total for Monkfish (Stargazer)	176,464	832,596				
Mussels						
<i>Mussels, Freeze-dried pwd</i>	50	2,580	51.60			
<i>Mussels, HS Fresh/Chld</i>	1,684	8,046	4.78			
<i>Mussels, HS Frozen</i>	224,884	1,456,285	6.48	65,066	290,985	4.47
<i>Mussels, Meat Chilled/Frsh</i>	72	1,193	16.57			
<i>Mussels, Meat Frozen</i>	12,500	98,809	7.90			

NETT	Jan 2009 -- Dec 2009			Month-to-Date: December - 2009		
	Weight (kg)	FOB* Value (\$NZ)	Unit Value	Weight (kg)	FOB* Value (\$NZ)	Unit Value
China, Peoples Republic Of						
<i>Mussels, Whole Frozen</i>	7,002	25,473	3.64			
Total for Mussels	246,192	1,592,386		65,066	290,985	
Orange Roughy						
<i>Finfish, Frozen Fillets</i>	1,000	15,734	15.73			
<i>Finfish, Frozen Other form</i>	1,227,685	3,211,820	2.62	130,306	345,049	2.65
<i>Finfish, Frozen Whole</i>	20	200	10.00			
Total for Orange Roughy	1,228,705	3,227,754		130,306	345,049	
Oreo Dory, Black						
<i>Finfish, Frozen Fillets</i>	56,100	100,980	1.80			
<i>Finfish, Frozen Headed and Guttled</i>	636,312	1,132,767	1.78	205,788	334,276	1.62
<i>Finfish, Frozen Other form</i>	704,887	1,441,537	2.05	53,913	70,367	1.31
<i>Finfish, Frozen Whole</i>	2,017	2,286	1.13			
Total for Oreo Dory, Black	1,399,316	2,677,570		259,701	404,643	
Oreo Dory, Other						
<i>Finfish, Frozen Headed and Guttled</i>	523,984	2,119,981	4.05			
<i>Finfish, Frozen Other form</i>	1,216,678	2,586,150	2.13	56,760	105,352	1.86
<i>Finfish, Frozen Whole</i>	19,658	22,313	1.14			
Total for Oreo Dory, Other	1,760,320	4,728,444		56,760	105,352	
Other clams frozen						
<i>Other Molluscs, Live, Chilled or Frozen</i>	1,487	8,059	5.42			
Total for Other clams frozen	1,487	8,059				
Other Flatfish						
<i>Finfish, Frozen Whole</i>	15,340	56,693	3.70	15,340	56,693	3.70
Total for Other Flatfish	15,340	56,693		15,340	56,693	
Other frozen finfish						
<i>Finfish, Frozen Headed and Guttled</i>	259,014	1,057,992	4.08			
<i>Finfish, Frozen Other form</i>	1,132,078	2,234,076	1.97	661,152	1,102,035	1.67
<i>Finfish, Frozen Whole</i>	53,322	123,739	2.32	1,163	2,677	2.30
Total for Other frozen finfish	1,444,414	3,415,807		662,315	1,104,712	
Other invertebrate						
<i>Other Molluscs, Live, Chilled or Frozen</i>	1,412	52,832	37.42	719	27,154	37.77
Total for Other invertebrate	1,412	52,832		719	27,154	
Other Molluscs						
<i>Other Molluscs, Live, Chilled or Frozen</i>	240	654	2.73			
Total for Other Molluscs	240	654				
Oysters						
<i>Oysters, Chilled or Frozen</i>	10,014	106,386	10.62			
Total for Oysters	10,014	106,386				
Paua						
<i>Other Molluscs, Not Live/Chilled/Frozen</i>	1,137	89,358	78.59			

NETT	Jan 2009 -- Dec 2009			Month-to-Date: December - 2009		
	Weight (kg)	FOB* (\$NZ)	Value Unit	Weight (kg)	FOB* (\$NZ)	Value Unit
China, Peoples Republic Of						
Total for Paua	1,137	89,358				
Rock Lobster						
Rock Lobster, Chilled Live	2,807	109,033	38.84	568	27,026	47.58
Rock Lobster, Frozen Tails	100	2,526	25.26			
Rock Lobster, Frozen Whole	680	27,822	40.91			
Total for Rock Lobster	3,587	139,381		568	27,026	
Salmon, Other						
Finfish, Frozen Other form	16,052	44,003	2.74			
Finfish, Frozen Whole	179	1,324	7.40			
Total for Salmon, Other	16,231	45,327				
Salmonidae						
Finfish, Frozen Fillets	751	8,971	11.95	276	3,085	11.18
Total for Salmonidae	751	8,971		276	3,085	
Sea Bass						
Finfish, Frozen Headed and Guttled	4,962	32,890	6.63			
Finfish, Frozen Other form	19,268	77,279	4.01			
Finfish, Frozen Whole	181,715	452,926	2.49	18,720	38,931	2.08
Total for Sea Bass	205,945	563,095		18,720	38,931	
Shrimps & Prawns						
Other Crustacea, Live, Chilled or Frozen	6,060	323,359	53.36	330	14,488	43.90
Total for Shrimps & Prawns	6,060	323,359		330	14,488	
Skate						
Finfish, Frozen Fillets	300	518	1.73			
Total for Skate	300	518				
Snapper						
Finfish, Frozen Whole	23,380	70,417	3.01			
Total for Snapper	23,380	70,417				
Sole, Lemon						
Finfish, Frozen Whole	75,700	302,584	4.00			
Total for Sole, Lemon	75,700	302,584				
Sole, New Zealand						
Finfish, Frozen Whole	146,600	834,591	5.69			
Total for Sole, New Zealand	146,600	834,591				
Southern Blue Whiting						
Finfish, Frozen Headed and Guttled	7,050,708	7,101,717	1.01	232,364	157,516	0.68
Finfish, Frozen Other form	8,792,204	16,574,315	1.89	453,158	762,866	1.68
Finfish, Frozen Whole	842,448	1,627,605	1.93	422,258	917,951	2.17
Total for Southern Blue Whiting	16,685,360	25,303,637		1,107,780	1,838,333	
Squid						

NETT	Jan 2009 -- Dec 2009			Month-to-Date: December - 2009		
	Weight (kg)	FOB* Value (\$NZ)	Unit Value	Weight (kg)	FOB* Value (\$NZ)	Unit Value
China, Peoples Republic Of						
<i>Squid, Frozen HG</i>	657,580	1,307,277	1.99			
<i>Squid, Frozen Other Form</i>	56,100	135,336	2.41			
<i>Squid, Frozen Tubes/Steaks</i>	990	2,598	2.62			
<i>Squid, Frozen Whole</i>	8,529,417	12,507,966	1.47	44,550	81,913	1.84
<i>Squid, Frz Heads&Tentacles</i>	762,562	1,945,199	2.55			
Total for Squid	10,006,649	15,898,376		44,550	81,913	
Surimi, Southern BI Wht						
<i>Finfish, Surimi Other</i>	4,433	4,975	1.12			
Total for Surimi, Southern BI Wh	4,433	4,975				
Tarakihi						
<i>Finfish, Frozen Fillets</i>	2,990	23,379	7.82			
<i>Finfish, Frozen Headed and Guttled</i>	40	70	1.75			
<i>Finfish, Frozen Whole</i>	90,920	174,920	1.92			
Total for Tarakihi	93,950	198,369				
Trevally						
<i>Finfish, Frozen Whole</i>	500	864	1.73			
Total for Trevally	500	864				
Warehou, Blue						
<i>Finfish, Frozen Headed and Guttled</i>	12,000	34,985	2.92			
<i>Finfish, Frozen Other form</i>	8,747	28,686	3.28			
Total for Warehou, Blue	20,747	63,671				
Warehou, Other						
<i>Finfish, Frozen Headed and Guttled</i>	272,740	2,288,937	8.39			
<i>Finfish, Frozen Other form</i>	83,659	566,217	6.77			
Total for Warehou, Other	356,399	2,855,154				
Warehou, Silver						
<i>Finfish, Frozen Headed and Guttled</i>	886,328	3,683,853	4.16	66,696	223,697	3.35
<i>Finfish, Frozen Other form</i>	575,650	2,520,131	4.38	61,444	181,736	2.96
<i>Finfish, Frozen Whole</i>	1,000	1,728	1.73			
Total for Warehou, Silver	1,462,978	6,205,712		128,140	405,433	
Total for China, Peoples Republi	81,125,154	175,283,707		6,031,668	12,769,801	

<i>NETT</i>	<i>Jan 2009 -- Dec 2009</i>			<i>Month-to-Date: December - 2009</i>		
	<i>Weight (kg)</i>	<i>FOB* (\$NZ)</i>	<i>Value Unit Value</i>	<i>Weight (kg)</i>	<i>FOB* (\$NZ)</i>	<i>Value Unit Value</i>
Colombia						
Finfish, minced blocks						
<i>Finfish, Processed Other</i>	18,000	15,674	0.87			
Total for Finfish, minced blocks	18,000	15,674				
Total for Colombia	18,000	15,674				

<i>NETT</i>	<i>Jan 2009 -- Dec 2009</i>			<i>Month-to-Date: December - 2009</i>		
	<i>Weight (kg)</i>	<i>FOB* Value (\$NZ)</i>	<i>Unit Value</i>	<i>Weight (kg)</i>	<i>FOB* Value (\$NZ)</i>	<i>Unit Value</i>
Comoros						
Mackerel						
<i>Finfish, Chilled Whole</i>	33,775	50,410	1.49			
Total for Mackerel	33,775	50,410				
Mackerel, Jack						
<i>Finfish, Frozen Other form</i>	16,800	13,338	0.79			
<i>Finfish, Frozen Whole</i>	32,975	39,304	1.19	32,975	39,304	1.19
Total for Mackerel, Jack	49,775	52,642		32,975	39,304	
Other frozen finfish						
<i>Finfish, Frozen Whole</i>	32,675	55,431	1.70			
Total for Other frozen finfish	32,675	55,431				
Total for Comoros	116,225	158,483		32,975	39,304	

<i>NETT</i>	<i>Jan 2009 -- Dec 2009</i>			<i>Month-to-Date: December - 2009</i>		
	<i>Weight (kg)</i>	<i>FOB* Value (\$NZ)</i>	<i>Unit Value</i>	<i>Weight (kg)</i>	<i>FOB* Value (\$NZ)</i>	<i>Unit Value</i>
Congo						
Mackerel, Jack						
<i>Finfish, Frozen Whole</i>	1,058,375	1,130,987	1.07			
Total for Mackerel, Jack	1,058,375	1,130,987				
Other frozen finfish						
<i>Finfish, Frozen Whole</i>	27,000	48,214	1.79			
Total for Other frozen finfish	27,000	48,214				
Total for Congo	1,085,375	1,179,201				

NETT	Jan 2009 -- Dec 2009			Month-to-Date: December - 2009		
	Weight (kg)	FOB* Value (\$NZ)	Unit Value	Weight (kg)	FOB* Value (\$NZ)	Unit Value

Cook Islands

Anchovies

<i>Finfish, Processed Cans or Jars, Whole o</i>	4	244	61.00			
<i>Finfish, Processed Smoked, Dried, Salte</i>	9	246	27.33			
Total for Anchovies	13	490				

Bluenose

<i>Finfish, Frozen Fillets</i>	60	1,292	21.53			
Total for Bluenose	60	1,292				

Crab

<i>Other Crustacea, Canned or otherwise p</i>	20	1,236	61.80			
<i>Other Crustacea, Live, Chilled or Frozen</i>	482	5,223	10.84			
Total for Crab	502	6,459				

Crustaceans

<i>Other Crustacea, Canned or otherwise p</i>	287	3,350	11.67	12	204	17.00
<i>Other Crustacea, Live, Chilled or Frozen</i>	3,943	49,558	12.57			
Total for Crustaceans	4,230	52,908		12	204	

Finfish, minced blocks

<i>Finfish, Processed Other</i>	600	4,014	6.69			
Total for Finfish, minced blocks	600	4,014				

Fish cakes

<i>Finfish, Processed Other</i>	622	13,071	21.01			
Total for Fish cakes	622	13,071				

Fish fingers

<i>Finfish, Processed Other</i>	894	6,516	7.29			
Total for Fish fingers	894	6,516				

Fish prod unfit for human

<i>Finfish, Processed Other</i>	15,796	42,340	2.68			
Total for Fish prod unfit for hum	15,796	42,340				

Flounder

<i>Finfish, Chilled Fillets</i>	20	330	16.50			
<i>Finfish, Chilled Whole</i>	266	3,626	13.63			
<i>Finfish, Frozen Whole</i>	82	900	10.98			
Total for Flounder	368	4,856				

Gurnard

<i>Finfish, Frozen Whole</i>	54	375	6.94			
Total for Gurnard	54	375				

Hoki

<i>Finfish, Chilled Fillets</i>	60	820	13.67			
<i>Finfish, Frozen Fillets</i>	751	7,500	9.99			
Total for Hoki	811	8,320				

NETT	Jan 2009 -- Dec 2009			Month-to-Date: December - 2009		
	Weight (kg)	FOB* Value (\$NZ)	Unit Value	Weight (kg)	FOB* Value (\$NZ)	Unit Value

Cook Islands

KahBarrTuna pack other

<i>Finfish, Processed Packed</i>	202	2,523	12.49			
Total for KahBarrTuna pack oth	202	2,523				

Mackerel

<i>Finfish, Processed Cans or Jars, Whole o</i>	19,186	107,012	5.58	499	2,632	5.27
Total for Mackerel	19,186	107,012		499	2,632	

Mullet

<i>Finfish, Chilled Whole</i>	45	337	7.49			
Total for Mullet	45	337				

Mussels

<i>Mussels, HS Frozen</i>	1,069	9,139	8.55	65	531	8.17
<i>Mussels, Live</i>	8,121	23,690	2.92	795	1,939	2.44
<i>Mussels, Meat Chilled/Frsh</i>	105	950	9.05			
<i>Mussels, Meat Frozen</i>	60	435	7.25			
<i>Mussels, Pre'ed/Marinated</i>	790	5,438	6.88	31	345	11.13
<i>Mussels, Proc in Can, Jar</i>	4	84	21.00			
<i>Mussels, Whole Chilled</i>	241	1,396	5.79			
Total for Mussels	10,390	41,132		891	2,815	

Octopus

<i>Other Molluscs, Live, Chilled or Frozen</i>	220	1,857	8.44			
Total for Octopus	220	1,857				

Other Crustacea: Ch/Fzn

<i>Other Crustacea, Canned or otherwise p</i>	40	250	6.25			
Total for Other Crustacea: Ch/Fz	40	250				

Other frozen fillets

<i>Finfish, Frozen Fillets</i>	340	3,036	8.93			
Total for Other frozen fillets	340	3,036				

Other frozen finfish

<i>Finfish, Frozen Other form</i>	7,790	35,083	4.50			
<i>Finfish, Frozen Whole</i>	2,400	6,720	2.80			
Total for Other frozen finfish	10,190	41,803				

Other preparations

<i>Other,</i>	896	4,240	4.73			
Total for Other preparations	896	4,240				

Other species can, jar

<i>Other,</i>	86	787	9.15			
Total for Other species can, jar	86	787				

Oysters

<i>Oysters, Chilled or Frozen</i>	4,007	32,369	8.08	640	4,869	7.61
-----------------------------------	-------	--------	------	-----	-------	------

NETT	Jan 2009 -- Dec 2009			Month-to-Date: December - 2009		
	Weight (kg)	FOB* Value (\$NZ)	Unit Value	Weight (kg)	FOB* Value (\$NZ)	Unit Value
Cook Islands						
Total for Oysters	4,007	32,369		640	4,869	
Pastes						
Other,	77	2,299	29.86	26	886	34.08
Total for Pastes	77	2,299		26	886	
Rock Lobster						
Rock Lobster, Frozen Whole	577	20,901	36.22	32	1,560	48.75
Total for Rock Lobster	577	20,901		32	1,560	
Salmon						
Finfish, Processed Cans or Jars, Minced	2	66	33.00			
Finfish, Processed Cans or Jars, Whole o	3,070	36,015	11.73	14	143	10.21
Total for Salmon	3,072	36,081		14	143	
Salmon, Other						
Finfish, Frozen Headed and Guttled	243	8,532	35.11			
Total for Salmon, Other	243	8,532				
Salmon, Pacific						
Finfish, Chilled Headed and Guttled	57	1,615	28.33			
Finfish, Chilled Other form	2	664	332.00			
Finfish, Chilled Whole	158	2,554	16.16	20	398	19.90
Total for Salmon, Pacific	217	4,833		20	398	
Salmonidae						
Finfish, Chilled Fillets	533	14,356	26.93	57	1,048	18.39
Finfish, Frozen Fillets	125	2,043	16.34			
Total for Salmonidae	658	16,399		57	1,048	
Sardines						
Finfish, Frozen Whole	1,300	4,550	3.50			
Finfish, Processed Cans or Jars, Minced	239	3,793	15.87			
Finfish, Processed Cans or Jars, Whole o	2,437	23,484	9.64			
Total for Sardines	3,976	31,827				
Scallops						
Other Molluscs, Canned or otherwise pr	50	896	17.92			
Other Molluscs, Live, Chilled or Frozen	6,072	64,239	10.58	34	574	16.88
Total for Scallops	6,122	65,135		34	574	
Shrimps & Prawns						
Other Crustacea, Canned or otherwise p	128	1,834	14.33			
Other Crustacea, Live, Chilled or Frozen	18,056	230,753	12.78	115	2,232	19.41
Total for Shrimps & Prawns	18,184	232,587		115	2,232	
Snapper						
Finfish, Chilled Fillets	80	1,104	13.80			
Finfish, Chilled Other form	134	1,678	12.52			
Finfish, Frozen Fillets	355	8,951	25.21	30	860	28.67

NETT	Jan 2009 -- Dec 2009			Month-to-Date: December - 2009		
	Weight (kg)	FOB* Value (\$NZ)	Unit Value	Weight (kg)	FOB* Value (\$NZ)	Unit Value
Cook Islands						
<i>Finfish, Frozen Whole</i>	138	1,982	14.36			
Total for Snapper	707	13,715		30	860	
Spiny Dogfish						
<i>Finfish, Frozen Other form</i>	500	4,787	9.57			
Total for Spiny Dogfish	500	4,787				
Squid						
<i>Squid, Frozen Other Form</i>	19,450	51,775	2.66	1,500	4,218	2.81
<i>Squid, Frozen Tubes/Steaks</i>	1,870	14,140	7.56	16	102	6.38
Total for Squid	21,320	65,915		1,516	4,320	
Swordfish						
<i>Finfish, Chilled Other form</i>	160	3,830	23.94			
Total for Swordfish	160	3,830				
Tarakihi						
<i>Finfish, Chilled Fillets</i>	150	1,725	11.50			
Total for Tarakihi	150	1,725				
Tuatua						
<i>Other Molluscs, Live, Chilled or Frozen</i>	40	120	3.00			
Total for Tuatua	40	120				
Tuna, Other						
<i>Finfish, Frozen Fillets</i>	25	1,041	41.64			
Total for Tuna, Other	25	1,041				
Tuna, Yellowfin						
<i>Finfish, Processed Cans or Jars, Whole o</i>	15,024	144,382	9.61	26	265	10.19
Total for Tuna, Yellowfin	15,024	144,382		26	265	
Total for Cook Islands	140,604	1,030,096		3,912	22,806	

NETT	<i>Jan 2009 -- Dec 2009</i>			<i>Month-to-Date: December - 2009</i>		
	<i>Weight (kg)</i>	<i>FOB* Value (\$NZ)</i>	<i>Unit Value</i>	<i>Weight (kg)</i>	<i>FOB* Value (\$NZ)</i>	<i>Unit Value</i>
Costa Rica						
Fish fingers						
<i>Finfish, Processed Other</i>	504	2,659	5.28			
Total for Fish fingers	504	2,659				
Mussels						
<i>Mussels, HS Frozen</i>	20,700	131,403	6.35			
Total for Mussels	20,700	131,403				
Other preparations						
<i>Other,</i>	504	2,659	5.28			
Total for Other preparations	504	2,659				
Squid						
<i>Squid, Frozen Whole</i>	6,182	10,035	1.62			
Total for Squid	6,182	10,035				
Total for Costa Rica	27,890	146,756				

<i>NETT</i>	<i>Jan 2009 -- Dec 2009</i>			<i>Month-to-Date: December - 2009</i>		
	<i>Weight (kg)</i>	<i>FOB* Value (\$NZ)</i>	<i>Unit Value</i>	<i>Weight (kg)</i>	<i>FOB* Value (\$NZ)</i>	<i>Unit Value</i>
Cote D'Ivoire						
Kahawai						
<i>Finfish, Frozen Whole</i>	265,720	296,611	1.12			
Total for Kahawai	265,720	296,611				
Mackerel, Blue						
<i>Finfish, Frozen Whole</i>	98,750	111,051	1.12			
Total for Mackerel, Blue	98,750	111,051				
Mackerel, Jack						
<i>Finfish, Frozen Other form</i>	70,620	76,256	1.08			
<i>Finfish, Frozen Whole</i>	144,500	140,349	0.97			
Total for Mackerel, Jack	215,120	216,605				
Total for Cote D'Ivoire	579,590	624,267				

NETT	<i>Jan 2009 -- Dec 2009</i>			<i>Month-to-Date: December - 2009</i>		
	<i>Weight (kg)</i>	<i>FOB* Value (\$NZ)</i>	<i>Unit Value</i>	<i>Weight (kg)</i>	<i>FOB* Value (\$NZ)</i>	<i>Unit Value</i>
Croatia						
Fish meal fit for human						
<i>Finfish, Processed Other</i>	235	30,149	128.29			
Total for Fish meal fit for human	235	30,149				
John Dory						
<i>Finfish, Frozen Whole</i>	9,780	115,812	11.84			
Total for John Dory	9,780	115,812				
Snapper						
<i>Finfish, Frozen Whole</i>	10,000	74,501	7.45			
Total for Snapper	10,000	74,501				
Squid						
<i>Squid, Frozen Whole</i>	2,308,625	2,406,786	1.04			
Total for Squid	2,308,625	2,406,786				
Total for Croatia	2,328,640	2,627,248				

NETT	Jan 2009 -- Dec 2009			Month-to-Date: December - 2009		
	Weight (kg)	FOB* Value (\$NZ)	Unit Value	Weight (kg)	FOB* Value (\$NZ)	Unit Value

Cyprus

Bluenose

<i>Finfish, Chilled Other form</i>	2	12	6.00			
Total for Bluenose	2	12				

Finfish, fillet blocks

<i>Finfish, Processed Other</i>	1,000	4,843	4.84	1,000	4,843	4.84
Total for Finfish, fillet blocks	1,000	4,843		1,000	4,843	

Fish cakes

<i>Finfish, Processed Other</i>	1,200	5,029	4.19			
Total for Fish cakes	1,200	5,029				

Fish fingers

<i>Finfish, Processed Other</i>	9,722	45,271	4.66			
Total for Fish fingers	9,722	45,271				

Fish prod unfit for human

<i>Finfish, Processed Other</i>	12,240	72,166	5.90	12,240	72,166	5.90
Total for Fish prod unfit for hum	12,240	72,166		12,240	72,166	

Flounder

<i>Finfish, Chilled Other form</i>	10	114	11.40			
Total for Flounder	10	114				

Groper

<i>Finfish, Chilled Headed and Guttled</i>	22	170	7.73			
<i>Finfish, Chilled Other form</i>	109	1,113	10.21			
Total for Groper	131	1,283				

Gurnard

<i>Finfish, Chilled Whole</i>	77	888	11.53			
Total for Gurnard	77	888				

Hoki

<i>Finfish, Frozen Fillets</i>	65,427	486,193	7.43			
Total for Hoki	65,427	486,193				

John Dory

<i>Finfish, Chilled Whole</i>	112	2,448	21.86			
Total for John Dory	112	2,448				

Ling

<i>Finfish, Frozen Headed and Guttled</i>	2,980	13,487	4.53			
Total for Ling	2,980	13,487				

Mussels

<i>Mussels, HS Frozen</i>	128,050	828,508	6.47	3,600	16,432	4.56
<i>Mussels, Meat Frozen</i>	1,920	17,409	9.07			
Total for Mussels	129,970	845,917		3,600	16,432	

NETT	Jan 2009 -- Dec 2009			Month-to-Date: December - 2009		
	Weight (kg)	FOB* Value (\$NZ)	Unit Value	Weight (kg)	FOB* Value (\$NZ)	Unit Value
Cyprus						
Other chilled finfish						
<i>Finfish, Chilled Headed and Guttled</i>	20	16	0.80			
<i>Finfish, Chilled Whole</i>	74	1,411	19.07			
Total for Other chilled finfish	94	1,427				
Other Fish Packed						
<i>Other,</i>	52,297	355,003	6.79			
Total for Other Fish Packed	52,297	355,003				
Other preparations						
<i>Other,</i>	156,124	1,063,570	6.81	3,750	15,865	4.23
Total for Other preparations	156,124	1,063,570		3,750	15,865	
Oysters						
<i>Oysters, Chilled or Frozen</i>	500	2,009	4.02	500	2,009	4.02
Total for Oysters	500	2,009		500	2,009	
Snapper						
<i>Finfish, Chilled Fillets</i>	854	12,494	14.63			
<i>Finfish, Chilled Whole</i>	19,458	241,842	12.43	1,422	20,651	14.52
<i>Finfish, Frozen Whole</i>	10,261	66,398	6.47	5,261	16,391	3.12
Total for Snapper	30,573	320,734		6,683	37,042	
Sole						
<i>Finfish, Chilled Headed and Guttled</i>	20	16	0.80			
Total for Sole	20	16				
Sole, Lemon						
<i>Finfish, Chilled Whole</i>	10	114	11.40			
Total for Sole, Lemon	10	114				
Tarakihi						
<i>Finfish, Chilled Fillets</i>	92	802	8.72			
<i>Finfish, Chilled Whole</i>	100	698	6.98			
Total for Tarakihi	192	1,500				
Total for Cyprus	462,681	3,222,024		27,773	148,357	

<i>NETT</i>	<i>Jan 2009 -- Dec 2009</i>			<i>Month-to-Date: December - 2009</i>		
	<i>Weight (kg)</i>	<i>FOB* Value (\$NZ)</i>	<i>Unit Value</i>	<i>Weight (kg)</i>	<i>FOB* Value (\$NZ)</i>	<i>Unit Value</i>
Czech Republic						
Mussels						
<i>Mussels, HS Frozen</i>	9,564	48,257	5.05			
Total for Mussels	9,564	48,257				
Total for Czech Republic	9,564	48,257				

NETT	Jan 2009 -- Dec 2009			Month-to-Date: December - 2009		
	Weight (kg)	FOB* Value (\$NZ)	Unit Value	Weight (kg)	FOB* Value (\$NZ)	Unit Value
Denmark						
Crustn, Molluscs extract						
<i>Other Crustacea, Canned or otherwise p</i>	2,987	295,100	98.79			
Total for Crustn, Molluscs extra	2,987	295,100				
Hake						
<i>Finfish, Frozen Other form</i>	3,948	10,275	2.60			
Total for Hake	3,948	10,275				
Livers and Roe						
<i>Finfish, Frozen Whole</i>	109,632	241,012	2.20	45,430	103,172	2.27
Total for Livers and Roe	109,632	241,012		45,430	103,172	
Mussels						
<i>Mussels, Freeze-dried pwd</i>	2,030	201,873	99.44			
<i>Mussels, HS Frozen</i>	430,838	2,897,122	6.72	3,000	16,661	5.55
<i>Mussels, Meat Frozen</i>	9,160	63,577	6.94			
Total for Mussels	442,028	3,162,572		3,000	16,661	
Oreo Dory, Black						
<i>Finfish, Frozen Headed and Guttred</i>	20,275	152,105	7.50			
Total for Oreo Dory, Black	20,275	152,105				
Oreo Dory, Smooth						
<i>Finfish, Frozen Fillets</i>	54,000	477,293	8.84			
Total for Oreo Dory, Smooth	54,000	477,293				
Other frozen finfish						
<i>Finfish, Frozen Whole</i>	4,728	46,032	9.74			
Total for Other frozen finfish	4,728	46,032				
Snapper						
<i>Finfish, Frozen Whole</i>	2,730	25,198	9.23			
Total for Snapper	2,730	25,198				
Total for Denmark	640,328	4,409,587		48,430	119,833	

<i>NETT</i>	<i>Jan 2009 -- Dec 2009</i>			<i>Month-to-Date: December - 2009</i>		
	<i>Weight (kg)</i>	<i>FOB* (\$NZ)</i>	<i>Value Unit</i>	<i>Weight (kg)</i>	<i>FOB* (\$NZ)</i>	<i>Value Unit</i>
Dominican Republic						
Mussels						
<i>Mussels, HS Frozen</i>	246,328	1,455,349	5.91			
Total for Mussels	246,328	1,455,349				
Total for Dominican Republic	246,328	1,455,349				

NETT	<i>Jan 2009 -- Dec 2009</i>			<i>Month-to-Date: December - 2009</i>		
	<i>Weight (kg)</i>	<i>FOB* Value (\$NZ)</i>	<i>Unit Value</i>	<i>Weight (kg)</i>	<i>FOB* Value (\$NZ)</i>	<i>Unit Value</i>
Egypt						
Hoki						
<i>Finfish, Frozen Fillets</i>	14,562	73,695	5.06			
<i>Finfish, Frozen Whole</i>	2,430	12,257	5.04	2,430	12,257	5.04
Total for Hoki	16,992	85,952		2,430	12,257	
Mussels						
<i>Mussels, HS Frozen</i>	25,978	129,316	4.98	3,000	10,682	3.56
<i>Mussels, Whole Frozen</i>	20,002	34,847	1.74			
Total for Mussels	45,980	164,163		3,000	10,682	
Oysters						
<i>Oysters, Chilled or Frozen</i>	515	5,544	10.77			
Total for Oysters	515	5,544				
Snapper						
<i>Finfish, Frozen Whole</i>	1,540	8,549	5.55	40	85	2.13
Total for Snapper	1,540	8,549		40	85	
Sole, Lemon						
<i>Finfish, Frozen Headed and Guttled</i>	20	83	4.15	20	83	4.15
Total for Sole, Lemon	20	83		20	83	
Total for Egypt	65,047	264,291		5,490	23,107	

<i>NETT</i>	<i>Jan 2009 -- Dec 2009</i>			<i>Month-to-Date: December - 2009</i>		
	<i>Weight (kg)</i>	<i>FOB* Value (\$NZ)</i>	<i>Unit Value</i>	<i>Weight (kg)</i>	<i>FOB* Value (\$NZ)</i>	<i>Unit Value</i>
Equatorial Guinea						
Kahawai						
<i>Finfish, Frozen Whole</i>	135,000	167,039	1.24			
Total for Kahawai	135,000	167,039				
Mackerel, Jack						
<i>Finfish, Frozen Whole</i>	67,500	51,715	0.77			
Total for Mackerel, Jack	67,500	51,715				
Total for Equatorial Guinea	202,500	218,754				

<i>NETT</i>	<i>Jan 2009 -- Dec 2009</i>			<i>Month-to-Date: December - 2009</i>		
	<i>Weight (kg)</i>	<i>FOB* Value (\$NZ)</i>	<i>Unit Value</i>	<i>Weight (kg)</i>	<i>FOB* Value (\$NZ)</i>	<i>Unit Value</i>
Estonia						
Hoki						
<i>Finfish, Frozen Other form</i>	39,375	64,060	1.63			
Total for Hoki	39,375	64,060				
Total for Estonia	39,375	64,060				

NETT	Jan 2009 -- Dec 2009			Month-to-Date: December - 2009		
	Weight (kg)	FOB* Value (\$NZ)	Unit Value	Weight (kg)	FOB* Value (\$NZ)	Unit Value
Fiji						
Crab						
<i>Other Crustacea, Canned or otherwise p</i>	200	990	4.95			
<i>Other Crustacea, Live, Chilled or Frozen</i>	570	6,267	10.99			
Total for Crab	770	7,257				
Finfish, other fish meat						
<i>Finfish, Processed Other</i>	933	2,187	2.34			
Total for Finfish, other fish meat	933	2,187				
Fish cakes						
<i>Finfish, Processed Other</i>	5,727	29,007	5.06	754	2,571	3.41
Total for Fish cakes	5,727	29,007		754	2,571	
Fish meal fit for human						
<i>Finfish, Processed Other</i>	9,902	92,810	9.37			
Total for Fish meal fit for human	9,902	92,810				
Fish prod unfit for human						
<i>Finfish, Processed Other</i>	186,130	423,622	2.28			
Total for Fish prod unfit for hum	186,130	423,622				
Mackerel, Blue						
<i>Finfish, Frozen Other form</i>	151,200	379,144	2.51			
<i>Finfish, Frozen Whole</i>	66,300	99,752	1.50			
Total for Mackerel, Blue	217,500	478,896				
Mackerel, Jack						
<i>Finfish, Frozen Headed and Guttled</i>	102,840	178,196	1.73			
<i>Finfish, Frozen Other form</i>	453,480	997,736	2.20			
<i>Finfish, Frozen Whole</i>	3,540	4,868	1.38			
Total for Mackerel, Jack	559,860	1,180,800				
Mussels						
<i>Mussels, HS Frozen</i>	21,177	154,153	7.28			
<i>Mussels, Live</i>	424	1,498	3.53	32	113	3.53
<i>Mussels, Meat Frozen</i>	4,200	37,695	8.98			
<i>Mussels, not Live/Chilled</i>	144	1,686	11.71			
Total for Mussels	25,945	195,032		32	113	
Octopus						
<i>Other Molluscs, Live, Chilled or Frozen</i>	1,045	6,204	5.94			
Total for Octopus	1,045	6,204				
Other frozen fillets						
<i>Finfish, Frozen Fillets</i>	50	94	1.88			
Total for Other frozen fillets	50	94				
Other frozen finfish						
<i>Finfish, Frozen Headed and Guttled</i>	500	3,350	6.70			

NETT	Jan 2009 -- Dec 2009			Month-to-Date: December - 2009		
	Weight (kg)	FOB* Value (\$NZ)	Unit Value	Weight (kg)	FOB* Value (\$NZ)	Unit Value
Fiji						
Total for Other frozen finfish	500	3,350				
Other invertebrate						
Other Molluscs, Live, Chilled or Frozen	1,240	8,488	6.85			
Total for Other invertebrate	1,240	8,488				
Other preparations						
Other,	780	4,586	5.88			
Total for Other preparations	780	4,586				
Oysters						
Oysters, Chilled or Frozen	14,769	95,491	6.47	1,280	8,225	6.43
Total for Oysters	14,769	95,491		1,280	8,225	
Rock Lobster						
Rock Lobster, Frozen Other form	45	5,660	125.78			
Rock Lobster, Frozen Tails	45	5,660	125.78			
Rock Lobster, Frozen Whole	45	5,660	125.78			
Total for Rock Lobster	135	16,980				
Salmon, Other						
Finfish, Frozen Other form	306	4,319	14.11			
Total for Salmon, Other	306	4,319				
Salmon, Pacific						
Finfish, Chilled Headed and Guttled	243	4,818	19.83	52	918	17.65
Finfish, Chilled Whole	707	11,322	16.01			
Finfish, Processed Smoked	515	7,421	14.41			
Total for Salmon, Pacific	1,465	23,561		52	918	
Salmonidae						
Finfish, Frozen Fillets	636	8,799	13.83			
Total for Salmonidae	636	8,799				
Sardines						
Finfish, Frozen Whole	19,000	39,181	2.06			
Total for Sardines	19,000	39,181				
Scallops						
Other Molluscs, Live, Chilled or Frozen	1,020	16,772	16.44			
Total for Scallops	1,020	16,772				
Shrimps & Prawns						
Other Crustacea, Canned or otherwise p	880	11,786	13.39			
Other Crustacea, Live, Chilled or Frozen	6,100	101,304	16.61	500	7,611	15.22
Total for Shrimps & Prawns	6,980	113,090		500	7,611	
Snapper						
Finfish, Frozen Whole	6,800	13,901	2.04			

NETT	Jan 2009 -- Dec 2009			Month-to-Date: December - 2009		
	Weight (kg)	FOB* Value (\$NZ)	Unit Value	Weight (kg)	FOB* Value (\$NZ)	Unit Value
Fiji						
Total for Snapper	6,800	13,901				
Squid						
<i>Squid, Chilled Other Form</i>	3,900	22,795	5.84			
<i>Squid, Frozen Other Form</i>	7,230	42,609	5.89			
<i>Squid, Frozen Tubes/Steaks</i>	1,945	10,758	5.53			
<i>Squid, Frozen Whole</i>	300	2,305	7.68			
Total for Squid	13,375	78,467				
Surimi, Other species						
<i>Finfish, Surimi Other</i>	1,000	4,691	4.69			
Total for Surimi, Other species	1,000	4,691				
Tuna, Skipjack						
<i>Finfish, Frozen Whole</i>	21,502	43,447	2.02			
Total for Tuna, Skipjack	21,502	43,447				
Tuna, Yellowfin						
<i>Finfish, Processed Cans or Jars, Whole o</i>	72	1,033	14.35			
Total for Tuna, Yellowfin	72	1,033				
Total for Fiji	1,097,442	2,892,065		2,618	19,438	

<i>NETT</i>	<i>Jan 2009 -- Dec 2009</i>			<i>Month-to-Date: December - 2009</i>		
	<i>Weight (kg)</i>	<i>FOB* Value (\$NZ)</i>	<i>Unit Value</i>	<i>Weight (kg)</i>	<i>FOB* Value (\$NZ)</i>	<i>Unit Value</i>
Finland						
Mussels						
<i>Mussels, Freeze-dried pwd</i>	1,500	70,706	47.14			
Total for Mussels	1,500	70,706				
Total for Finland	1,500	70,706				

NETT	Jan 2009 -- Dec 2009			Month-to-Date: December - 2009		
	Weight (kg)	FOB* Value (\$NZ)	Unit Value	Weight (kg)	FOB* Value (\$NZ)	Unit Value
France						
Cod, Red						
<i>Finfish, Frozen Fillets</i>	22,160	183,552	8.28			
Total for Cod, Red	22,160	183,552				
Crustn, Molluscs extract						
<i>Other Crustacea, Canned or otherwise p</i>	26	1,792	68.92			
Total for Crustn, Molluscs extra	26	1,792				
Eels						
<i>Finfish, Frozen Other form</i>	14,400	298,286	20.71			
Total for Eels	14,400	298,286				
Finfish, fillet blocks						
<i>Finfish, Processed Other</i>	2,326,016	14,623,487	6.29	242,872	1,227,029	5.05
Total for Finfish, fillet blocks	2,326,016	14,623,487		242,872	1,227,029	
Finfish, minced blocks						
<i>Finfish, Processed Other</i>	22,433	57,992	2.59			
Total for Finfish, minced blocks	22,433	57,992				
Finfish, other fish meat						
<i>Finfish, Processed Other</i>	27,085	100,427	3.71	13,105	43,766	3.34
Total for Finfish, other fish meat	27,085	100,427		13,105	43,766	
Fish prod unfit for human						
<i>Finfish, Processed Other</i>	101,250	510,822	5.05			
Total for Fish prod unfit for hum	101,250	510,822				
Hoki						
<i>Finfish, Frozen Fillets</i>	588,035	4,185,753	7.12	144,761	1,047,532	7.24
<i>Finfish, Frozen Other form</i>	277,425	967,914	3.49	39,285	106,635	2.71
Total for Hoki	865,460	5,153,667		184,046	1,154,167	
John Dory						
<i>Finfish, Chilled Whole</i>	80	933	11.66			
Total for John Dory	80	933				
Mackerel, Jack						
<i>Finfish, Frozen Whole</i>	11,440	15,970	1.40	3,440	3,686	1.07
Total for Mackerel, Jack	11,440	15,970		3,440	3,686	
Mussels						
<i>Mussels, Freeze-dried pwd</i>	1,225	41,549	33.92	500	8,281	16.56
<i>Mussels, HS Frozen</i>	503,213	3,050,342	6.06	63,049	278,069	4.41
<i>Mussels, Whole Frozen</i>	20	82	4.10			
Total for Mussels	504,458	3,091,973		63,549	286,350	
Orange Roughy						
<i>Finfish, Frozen Fillets</i>	54,340	948,668	17.46	10,000	178,103	17.81

NETT	Jan 2009 -- Dec 2009			Month-to-Date: December - 2009		
	Weight (kg)	FOB* (\$NZ)	Value Unit	Weight (kg)	FOB* (\$NZ)	Value Unit
France						
Total for Orange Roughy	54,340	948,668		10,000	178,103	
Oreo Dory, Smooth						
Finfish, Frozen Fillets	75,610	901,965	11.93	9,000	77,860	8.65
Total for Oreo Dory, Smooth	75,610	901,965		9,000	77,860	
Other Molluscs						
Other Molluscs, Live, Chilled or Frozen	300	29,755	99.18			
Total for Other Molluscs	300	29,755				
Paua						
Other Molluscs, Canned or otherwise pr	3,672	235,056	64.01	612	35,566	58.11
Other Molluscs, Not Live/Chilled/Frozen	510	45,469	89.15			
Total for Paua	4,182	280,525		612	35,566	
Scallops						
Other Molluscs, Live, Chilled or Frozen	1,000	26,623	26.62			
Total for Scallops	1,000	26,623				
Shrimps & Prawns						
Other Crustacea, Live, Chilled or Frozen	312	13,445	43.09			
Total for Shrimps & Prawns	312	13,445				
Skate						
Finfish, Frozen Fillets	83,840	339,957	4.05			
Total for Skate	83,840	339,957				
Snapper						
Finfish, Chilled Whole	1,931	19,622	10.16			
Total for Snapper	1,931	19,622				
Spiny Dogfish						
Finfish, Frozen Headed and Guttled	111,020	465,744	4.20	27,610	108,553	3.93
Total for Spiny Dogfish	111,020	465,744		27,610	108,553	
Squid						
Squid, Frozen Whole	39,270	71,618	1.82			
Total for Squid	39,270	71,618				
Trevally						
Finfish, Frozen Whole	205,680	576,241	2.80	20,590	49,340	2.40
Total for Trevally	205,680	576,241		20,590	49,340	
Tuna, Albacore/Longfinned						
Finfish, Frozen Whole	222,430	919,274	4.13			
Total for Tuna, Albacore/Longfin	222,430	919,274				
Total for France	4,694,723	28,632,338		574,824	3,164,420	

NETT	Jan 2009 -- Dec 2009			Month-to-Date: December - 2009		
	Weight (kg)	FOB* (\$NZ)	Value Unit	Weight (kg)	FOB* (\$NZ)	Value Unit
French Polynesia						
Alfonsino						
<i>Finfish, Frozen Whole</i>	122	1,123	9.20			
Total for Alfonsino	122	1,123				
Bluenose						
<i>Finfish, Chilled Fillets</i>	5	160	32.00			
Total for Bluenose	5	160				
Cockles						
<i>Other Molluscs, Live, Chilled or Frozen</i>	1,170	5,473	4.68	550	2,452	4.46
Total for Cockles	1,170	5,473		550	2,452	
Crab						
<i>Other Crustacea, Canned or otherwise p</i>	1,580	11,667	7.38	1,000	7,350	7.35
<i>Other Crustacea, Live, Chilled or Frozen</i>	800	4,728	5.91			
Total for Crab	2,380	16,395		1,000	7,350	
Fish cakes						
<i>Finfish, Processed Other</i>	13,464	71,681	5.32	1,725	10,774	6.25
Total for Fish cakes	13,464	71,681		1,725	10,774	
Fish fingers						
<i>Finfish, Processed Other</i>	2,028	15,877	7.83	1,080	7,203	6.67
Total for Fish fingers	2,028	15,877		1,080	7,203	
Flounder						
<i>Finfish, Chilled Headed and Guttled</i>	3,648	36,036	9.88	242	2,584	10.68
<i>Finfish, Chilled Whole</i>	1,738	21,201	12.20	254	3,228	12.71
<i>Finfish, Frozen Headed and Guttled</i>	340	1,902	5.59			
Total for Flounder	5,726	59,139		496	5,812	
Groper						
<i>Finfish, Chilled Fillets</i>	79	2,513	31.81	11	336	30.55
Total for Groper	79	2,513		11	336	
Gurnard						
<i>Finfish, Chilled Fillets</i>	16	338	21.13			
<i>Finfish, Chilled Headed and Guttled</i>	9	88	9.78			
Total for Gurnard	25	426				
Hoki						
<i>Finfish, Frozen Fillets</i>	18,802	151,535	8.06	440	6,080	13.82
Total for Hoki	18,802	151,535		440	6,080	
John Dory						
<i>Finfish, Chilled Fillets</i>	53	1,706	32.19	10	332	33.20
<i>Finfish, Chilled Headed and Guttled</i>	62	908	14.65			
<i>Finfish, Chilled Whole</i>	42	567	13.50			
<i>Finfish, Frozen Whole</i>	91	1,237	13.59			

NETT	Jan 2009 -- Dec 2009			Month-to-Date: December - 2009		
	Weight (kg)	FOB* (\$NZ)	Value Unit Value	Weight (kg)	FOB* (\$NZ)	Value Unit Value
French Polynesia						
Total for John Dory	248	4,418		10	332	
KahBarrTuna pack other						
Finfish, Processed Packed	1,380	7,204	5.22	160	928	5.80
Total for KahBarrTuna pack oth	1,380	7,204		160	928	
Leatherjacket						
Finfish, Chilled Whole	278	3,185	11.46	62	652	10.52
Total for Leatherjacket	278	3,185		62	652	
Livers and Roe						
Finfish, Chilled Whole	69	5,255	76.16	7	1,120	160.00
Total for Livers and Roe	69	5,255		7	1,120	
Mussels						
Mussels, HS Frozen	28,097	198,046	7.05	1,972	13,521	6.86
Mussels, Live	41,036	119,378	2.91	19,490	53,194	2.73
Mussels, Meat Frozen	2,700	21,087	7.81	1,200	9,384	7.82
Mussels, Pre'ed/Marinated	304	2,726	8.97	135	1,212	8.98
Mussels, Smoked	31,572	94,225	2.98	7,080	21,205	3.00
Mussels, Whole Frozen	8,044	34,049	4.23	3,684	13,642	3.70
Total for Mussels	111,753	469,511		33,561	112,158	
Octopus						
Other Molluscs, Live, Chilled or Frozen	3,095	27,167	8.78	650	6,086	9.36
Total for Octopus	3,095	27,167		650	6,086	
Other chilled fillets						
Finfish, Chilled Fillets	22	701	31.86			
Total for Other chilled fillets	22	701				
Other chilled finfish						
Finfish, Chilled Whole	176	2,335	13.27	5	61	12.20
Total for Other chilled finfish	176	2,335		5	61	
Other clams frozen						
Other Molluscs, Live, Chilled or Frozen	100	800	8.00			
Total for Other clams frozen	100	800				
Other Crawfish, frozen						
Other,	1,230	30,080	24.46			
Total for Other Crawfish, frozen	1,230	30,080				
Other Crustacea: Ch/Fzn						
Other Crustacea, Canned or otherwise p	100	840	8.40			
Total for Other Crustacea: Ch/Fz	100	840				
Other dried excl smoked						
Other,	17	1,429	84.06			

NETT	Jan 2009 -- Dec 2009			Month-to-Date: December - 2009		
	Weight (kg)	FOB* Value (\$NZ)	Unit Value	Weight (kg)	FOB* Value (\$NZ)	Unit Value
French Polynesia						
Total for Other dried excl smoke	17	1,429				
Other Fish Packed						
Other,	1,165	5,897	5.06	252	1,392	5.52
Total for Other Fish Packed	1,165	5,897		252	1,392	
Other frozen fillets						
Finfish, Frozen Fillets	203	3,478	17.13			
Total for Other frozen fillets	203	3,478				
Other frozen finfish						
Finfish, Frozen Other form	135	894	6.62			
Total for Other frozen finfish	135	894				
Other Molluscs						
Other Molluscs, Canned or otherwise pr	1,710	10,487	6.13			
Other Molluscs, Live, Chilled or Frozen	2,185	10,091	4.62	790	3,466	4.39
Total for Other Molluscs	3,895	20,578		790	3,466	
Other preparations						
Other,	13,712	101,820	7.43	5,404	40,740	7.54
Total for Other preparations	13,712	101,820		5,404	40,740	
Oysters						
Oysters, Chilled or Frozen	234,325	1,661,586	7.09	125,119	898,794	7.18
Total for Oysters	234,325	1,661,586		125,119	898,794	
Rock Lobster						
Rock Lobster, Chilled Live	541	37,740	69.76	363	26,545	73.13
Rock Lobster, Frozen Whole	288	4,237	14.71			
Total for Rock Lobster	829	41,977		363	26,545	
Salmon						
Finfish, Processed Other	930	42,979	46.21	584	28,033	48.00
Total for Salmon	930	42,979		584	28,033	
Salmon, Other						
Finfish, Frozen Headed and Guttled	86	1,339	15.57	86	1,339	15.57
Finfish, Frozen Whole	28	495	17.68			
Total for Salmon, Other	114	1,834		86	1,339	
Salmon, Pacific						
Finfish, Chilled Headed and Guttled	38	584	15.37			
Finfish, Chilled Other form	3,331	76,445	22.95	493	11,146	22.61
Finfish, Chilled Whole	9,744	153,917	15.80	1,407	22,103	15.71
Finfish, Processed Smoked	2,899	129,844	44.79	879	42,981	48.90
Total for Salmon, Pacific	16,012	360,790		2,779	76,230	
Salmon, Sockeye						
Finfish, Frozen Headed and Guttled	73	1,468	20.11	73	1,468	20.11

NETT	Jan 2009 -- Dec 2009			Month-to-Date: December - 2009		
	Weight (kg)	FOB* Value (\$NZ)	Unit Value	Weight (kg)	FOB* Value (\$NZ)	Unit Value
French Polynesia						
Total for Salmon, Sockeye	73	1,468		73	1,468	
Salmonidae						
Finfish, Chilled Fillets	11,503	298,707	25.97	1,192	37,634	31.57
Finfish, Frozen Fillets	151	3,779	25.03	151	3,779	25.03
Total for Salmonidae	11,654	302,486		1,343	41,413	
Scallops						
Other Molluscs, Live, Chilled or Frozen	12,070	230,502	19.10	300	3,635	12.12
Total for Scallops	12,070	230,502		300	3,635	
Shrimps & Prawns						
Other Crustacea, Canned or otherwise p	24	1,500	62.50			
Other Crustacea, Live, Chilled or Frozen	4,195	62,148	14.81	423	6,772	16.01
Total for Shrimps & Prawns	4,219	63,648		423	6,772	
Skate						
Finfish, Frozen Fillets	50	253	5.06			
Total for Skate	50	253				
Snapper						
Finfish, Chilled Fillets	1,674	27,076	16.17	39	972	24.92
Total for Snapper	1,674	27,076		39	972	
Sole						
Finfish, Frozen Whole	3,370	13,432	3.99			
Total for Sole	3,370	13,432				
Sole, New Zealand						
Finfish, Frozen Headed and Guttled	680	3,067	4.51			
Finfish, Frozen Whole	3,190	18,671	5.85	500	3,198	6.40
Total for Sole, New Zealand	3,870	21,738		500	3,198	
Squid						
Squid, Frozen Other Form	12,800	71,087	5.55			
Squid, Frozen Tubes/Steaks	5,095	25,662	5.04	525	2,800	5.33
Squid, Other not chl/frz	520	1,794	3.45	520	1,794	3.45
Total for Squid	18,415	98,543		1,045	4,594	
Surimi, Other species						
Finfish, Surimi Other	7,120	36,568	5.14	1,300	6,693	5.15
Total for Surimi, Other species	7,120	36,568		1,300	6,693	
Tarakihi						
Finfish, Chilled Whole	10	72	7.20			
Total for Tarakihi	10	72				
Trevally						
Finfish, Frozen Whole	45	140	3.11			

<i>NETT</i>	<i>Jan 2009 -- Dec 2009</i>			<i>Month-to-Date: December - 2009</i>		
	<i>Weight (kg)</i>	<i>FOB* Value (\$NZ)</i>	<i>Unit Value</i>	<i>Weight (kg)</i>	<i>FOB* Value (\$NZ)</i>	<i>Unit Value</i>
French Polynesia						
Total for Trevally	45	140				
Total for French Polynesia	496,159	3,915,006		180,157	1,306,628	

<i>NETT</i>	<i>Jan 2009 -- Dec 2009</i>			<i>Month-to-Date: December - 2009</i>		
	<i>Weight (kg)</i>	<i>FOB* Value (\$NZ)</i>	<i>Unit Value</i>	<i>Weight (kg)</i>	<i>FOB* Value (\$NZ)</i>	<i>Unit Value</i>
Gabon						
Mackerel, Jack						
<i>Finfish, Frozen Other form</i>	54,000	55,708	1.03			
Total for Mackerel, Jack	54,000	55,708				
Total for Gabon	54,000	55,708				

NETT	Jan 2009 -- Dec 2009			Month-to-Date: December - 2009		
	Weight (kg)	FOB* Value (\$NZ)	Unit Value	Weight (kg)	FOB* Value (\$NZ)	Unit Value
Georgia						
Alfonsino						
<i>Finfish, Frozen Headed and Guttled</i>	12,180	28,536	2.34			
Total for Alfonsino	12,180	28,536				
Cod, Red						
<i>Finfish, Frozen Headed and Guttled</i>	3,096	8,153	2.63			
Total for Cod, Red	3,096	8,153				
Mackerel, Blue						
<i>Finfish, Frozen Headed and Guttled</i>	251,535	577,491	2.30	85,155	156,209	1.83
<i>Finfish, Frozen Other form</i>	124,795	228,954	1.83	57,675	98,967	1.72
<i>Finfish, Frozen Whole</i>	190,350	241,355	1.27	66,250	77,813	1.17
Total for Mackerel, Blue	566,680	1,047,800		209,080	332,989	
Mackerel, Jack						
<i>Finfish, Frozen Fillets</i>	175,640	370,525	2.11			
<i>Finfish, Frozen Headed and Guttled</i>	1,128,144	2,443,626	2.17	176,652	300,891	1.70
<i>Finfish, Frozen Other form</i>	1,495,449	2,923,004	1.95	118,160	202,861	1.72
<i>Finfish, Frozen Whole</i>	35,375	37,436	1.06			
Total for Mackerel, Jack	2,834,608	5,774,591		294,812	503,752	
Oreo Dory, Other						
<i>Finfish, Frozen Whole</i>	36,220	37,067	1.02			
Total for Oreo Dory, Other	36,220	37,067				
Other frozen finfish						
<i>Finfish, Frozen Headed and Guttled</i>	391,756	690,321	1.76			
<i>Finfish, Frozen Other form</i>	49,876	86,002	1.72			
<i>Finfish, Frozen Whole</i>	122,220	218,996	1.79			
Total for Other frozen finfish	563,852	995,319				
Warehou, Silver						
<i>Finfish, Frozen Headed and Guttled</i>	6,288	15,957	2.54	6,288	15,957	2.54
<i>Finfish, Frozen Other form</i>	17,500	63,784	3.64			
Total for Warehou, Silver	23,788	79,741		6,288	15,957	
Total for Georgia	4,040,424	7,971,207		510,180	852,698	

NETT	Jan 2009 -- Dec 2009			Month-to-Date: December - 2009		
	Weight (kg)	FOB* Value (\$NZ)	Unit Value	Weight (kg)	FOB* Value (\$NZ)	Unit Value

Germany

Bluenose

<i>Finfish, Chilled Fillets</i>	10	261	26.10	5	151	30.20
<i>Finfish, Chilled Headed and Guttled</i>	29	353	12.17			
<i>Finfish, Chilled Other form</i>	10	138	13.80			
<i>Finfish, Chilled Whole</i>	186	1,925	10.35			
Total for Bluenose	235	2,677		5	151	

Cod, Red

<i>Finfish, Frozen Fillets</i>	5	8	1.60			
Total for Cod, Red	5	8				

Crustn, Molluscs extract

<i>Other Crustacea, Canned or otherwise p</i>	13,754	1,938,934	140.97			
Total for Crustn, Molluscs extra	13,754	1,938,934				

Dogfish and Other Sharks

<i>Finfish, Chilled Other form</i>	58	589	10.16			
Total for Dogfish and Other Sha	58	589				

Eels

<i>Finfish, Frozen Headed and Guttled</i>	816	6,926	8.49			
<i>Finfish, Frozen Other form</i>	5,648	20,849	3.69			
Total for Eels	6,464	27,775				

Finfish, fillet blocks

<i>Finfish, Processed Other</i>	1,974,631	13,918,687	7.05			
Total for Finfish, fillet blocks	1,974,631	13,918,687				

Finfish, minced blocks

<i>Finfish, Processed Other</i>	79,200	102,016	1.29			
Total for Finfish, minced blocks	79,200	102,016				

Fish Flours,meals,pellets

<i>Finfish, Processed Flours,meals,pellets</i>	14,200	85,573	6.03	14,200	85,573	6.03
Total for Fish Flours,meals,pelle	14,200	85,573		14,200	85,573	

Fish meal fit for human

<i>Finfish, Processed Other</i>	1,500	106,304	70.87			
Total for Fish meal fit for human	1,500	106,304				

Ghostshark

<i>Finfish, Frozen Fillets</i>	5	7	1.40			
Total for Ghostshark	5	7				

Groper

<i>Finfish, Chilled Fillets</i>	3	95	31.67			
<i>Finfish, Chilled Headed and Guttled</i>	85	1,709	20.11			
<i>Finfish, Chilled Other form</i>	31	423	13.65	31	423	13.65
<i>Finfish, Chilled Whole</i>	685	8,182	11.94	57	733	12.86

NETT	Jan 2009 -- Dec 2009			Month-to-Date: December - 2009		
	Weight (kg)	FOB* Value (\$NZ)	Unit Value	Weight (kg)	FOB* Value (\$NZ)	Unit Value
Germany						
<i>Finfish, Frozen Fillets</i>	10	8	0.80			
Total for Groper	814	10,417		88	1,156	
Gurnard						
<i>Finfish, Chilled Fillets</i>	387	5,878	15.19	74	1,206	16.30
<i>Finfish, Chilled Headed and Guttled</i>	29	267	9.21			
<i>Finfish, Chilled Other form</i>	142	1,523	10.73	80	866	10.83
<i>Finfish, Chilled Whole</i>	1,575	14,703	9.34	170	1,624	9.55
<i>Finfish, Frozen Fillets</i>	2,775	22,792	8.21	1,805	14,606	8.09
Total for Gurnard	4,908	45,163		2,129	18,302	
Hake						
<i>Finfish, Frozen Fillets</i>	1,020	10,101	9.90			
Total for Hake	1,020	10,101				
Hoki						
<i>Finfish, Frozen Fillets</i>	90,768	701,781	7.73	5,606	42,294	7.54
<i>Finfish, Frozen Other form</i>	416,709	824,550	1.98	39,315	105,051	2.67
Total for Hoki	507,477	1,526,331		44,921	147,345	
John Dory						
<i>Finfish, Chilled Fillets</i>	334	10,208	30.56	248	7,466	30.10
<i>Finfish, Chilled Headed and Guttled</i>	112	2,994	26.73			
<i>Finfish, Chilled Other form</i>	485	6,469	13.34	381	5,081	13.34
<i>Finfish, Chilled Whole</i>	8,157	106,254	13.03	1,067	13,542	12.69
Total for John Dory	9,088	125,925		1,696	26,089	
Kingfish, Yellowtail						
<i>Finfish, Chilled Fillets</i>	29	467	16.10			
<i>Finfish, Chilled Headed and Guttled</i>	41	1,034	25.22			
<i>Finfish, Chilled Other form</i>	33	419	12.70	11	140	12.73
<i>Finfish, Chilled Whole</i>	1,972	23,520	11.93	163	2,018	12.38
Total for Kingfish, Yellowtail	2,075	25,440		174	2,158	
Ling						
<i>Finfish, Chilled Fillets</i>	77	1,530	19.87	77	1,530	19.87
<i>Finfish, Frozen Fillets</i>	9,130	85,545	9.37	3,060	20,689	6.76
Total for Ling	9,207	87,075		3,137	22,219	
Monkfish						
<i>Finfish, Frozen Fillets</i>	19,910	224,629	11.28	2,050	15,425	7.52
Total for Monkfish	19,910	224,629		2,050	15,425	
Mullet						
<i>Finfish, Chilled Headed and Guttled</i>	23	286	12.43			
Total for Mullet	23	286				
Mussels						
<i>Mussels, Freeze-dried pwd</i>	99,775	4,960,717	49.72	9,425	486,611	51.63
<i>Mussels, HS Frozen</i>	772,507	4,929,131	6.38	59,749	293,118	4.91

NETT	Jan 2009 -- Dec 2009			Month-to-Date: December - 2009		
	Weight (kg)	FOB* (\$NZ)	Value Unit Value	Weight (kg)	FOB* (\$NZ)	Value Unit Value
Germany						
<i>Mussels, Live</i>	110	691	6.28			
<i>Mussels, Meat Frozen</i>	16,810	135,514	8.06	1,440	8,498	5.90
<i>Mussels, Whole Frozen</i>	7,000	39,623	5.66			
Total for Mussels	896,202	10,065,676		70,614	788,227	
Orange Roughy						
<i>Finfish, Frozen Fillets</i>	14,580	256,299	17.58	4,580	82,797	18.08
Total for Orange Roughy	14,580	256,299		4,580	82,797	
Oreo Dory, Smooth						
<i>Finfish, Frozen Fillets</i>	52,350	521,442	9.96			
Total for Oreo Dory, Smooth	52,350	521,442				
Other chilled finfish						
<i>Finfish, Chilled Headed and Guttled</i>	228	2,818	12.36	16	244	15.25
<i>Finfish, Chilled Other form</i>	3,721	51,727	13.90	112	1,488	13.29
<i>Finfish, Chilled Whole</i>	7,088	80,823	11.40	984	11,631	11.82
Total for Other chilled finfish	11,037	135,368		1,112	13,363	
Other Flatfish						
<i>Finfish, Chilled Other form</i>	9	56	6.22			
Total for Other Flatfish	9	56				
Other frozen fillets						
<i>Finfish, Frozen Fillets</i>	15,395	152,077	9.88	2,340	32,663	13.96
Total for Other frozen fillets	15,395	152,077		2,340	32,663	
Oysters						
<i>Oysters, Chilled or Frozen</i>	4,980	73,160	14.69	1,320	18,738	14.20
Total for Oysters	4,980	73,160		1,320	18,738	
Rock Lobster						
<i>Rock Lobster, Chilled Live</i>	11	755	68.64			
Total for Rock Lobster	11	755				
Shrimps & Prawns						
<i>Other Crustacea, Live, Chilled or Frozen</i>	14,916	738,400	49.50	3,400	159,069	46.79
Total for Shrimps & Prawns	14,916	738,400		3,400	159,069	
Skate						
<i>Finfish, Frozen Fillets</i>	3,500	16,448	4.70			
Total for Skate	3,500	16,448				
Snapper						
<i>Finfish, Chilled Fillets</i>	75	1,923	25.64	6	166	27.67
<i>Finfish, Chilled Headed and Guttled</i>	21	596	28.38			
<i>Finfish, Chilled Other form</i>	104	1,323	12.72	24	310	12.92
<i>Finfish, Chilled Whole</i>	9,608	115,937	12.07	876	10,544	12.04
Total for Snapper	9,808	119,779		906	11,020	

NETT	Jan 2009 -- Dec 2009			Month-to-Date: December - 2009		
	Weight (kg)	FOB* Value (\$NZ)	Unit Value	Weight (kg)	FOB* Value (\$NZ)	Unit Value
Germany						
Sole, Lemon						
<i>Finfish, Chilled Fillets</i>	20	375	18.75	20	375	18.75
Total for Sole, Lemon	20	375		20	375	
Spiny Dogfish						
<i>Finfish, Frozen Headed and Guttled</i>	8,260	35,889	4.34			
<i>Finfish, Frozen Other form</i>	24,110	70,410	2.92			
Total for Spiny Dogfish	32,370	106,299				
Spotted Dogfish (Rig)						
<i>Finfish, Chilled Fillets</i>	3	48	16.00			
<i>Finfish, Frozen Headed and Guttled</i>	7,440	39,925	5.37			
Total for Spotted Dogfish (Rig)	7,443	39,973				
Squid						
<i>Squid, Frozen Other Form</i>	3,020	17,740	5.87			
<i>Squid, Frozen Tubes/Steaks</i>	19,800	129,325	6.53	3,470	21,410	6.17
<i>Squid, Frz Heads&Tentacles</i>	815	4,964	6.09			
Total for Squid	23,635	152,029		3,470	21,410	
Swordfish						
<i>Finfish, Chilled Headed and Guttled</i>	7	80	11.43			
Total for Swordfish	7	80				
Tarakihi						
<i>Finfish, Chilled Other form</i>	12	152	12.67	12	152	12.67
<i>Finfish, Chilled Whole</i>	155	1,367	8.82	16	158	9.88
Total for Tarakihi	167	1,519		28	310	
Trevally						
<i>Finfish, Chilled Headed and Guttled</i>	21	259	12.33			
<i>Finfish, Chilled Whole</i>	702	7,049	10.04	63	752	11.94
Total for Trevally	723	7,308		63	752	
Tuna, Other						
<i>Finfish, Chilled Other form</i>	12	144	12.00			
Total for Tuna, Other	12	144				
Tuna, Yellowfin						
<i>Finfish, Chilled Whole</i>	46	782	17.00			
Total for Tuna, Yellowfin	46	782				
Total for Germany	3,731,785	30,625,906		156,253	1,447,142	

<i>NETT</i>	<i>Jan 2009 -- Dec 2009</i>			<i>Month-to-Date: December - 2009</i>		
	<i>Weight (kg)</i>	<i>FOB* Value (\$NZ)</i>	<i>Unit Value</i>	<i>Weight (kg)</i>	<i>FOB* Value (\$NZ)</i>	<i>Unit Value</i>
Ghana						
Mackerel, Blue						
<i>Finfish, Frozen Whole</i>	27,000	26,790	0.99	27,000	26,790	0.99
Total for Mackerel, Blue	27,000	26,790		27,000	26,790	
Mackerel, Jack						
<i>Finfish, Frozen Whole</i>	16,320	13,736	0.84			
Total for Mackerel, Jack	16,320	13,736				
Total for Ghana	43,320	40,526		27,000	26,790	

NETT	Jan 2009 -- Dec 2009			Month-to-Date: December - 2009		
	Weight (kg)	FOB* Value (\$NZ)	Unit Value	Weight (kg)	FOB* Value (\$NZ)	Unit Value
Greece						
Gurnard						
<i>Finfish, Chilled Whole</i>	1,315	9,634	7.33	256	1,788	6.98
Total for Gurnard	1,315	9,634		256	1,788	
John Dory						
<i>Finfish, Chilled Whole</i>	22	283	12.86	22	283	12.86
Total for John Dory	22	283		22	283	
Kingfish, Yellowtail						
<i>Finfish, Chilled Headed and Guttled</i>	29	336	11.59			
Total for Kingfish, Yellowtail	29	336				
Ling						
<i>Finfish, Frozen Other form</i>	4,008	18,532	4.62			
Total for Ling	4,008	18,532				
Mussels						
<i>Mussels, HS Frozen</i>	368,088	2,218,561	6.03	52,820	223,429	4.23
<i>Mussels, Meat Frozen</i>	82,576	679,856	8.23	13,788	78,687	5.71
Total for Mussels	450,664	2,898,417		66,608	302,116	
Oreo Dory, Other						
<i>Finfish, Frozen Other form</i>	8,088	29,491	3.65			
Total for Oreo Dory, Other	8,088	29,491				
Other chilled finfish						
<i>Finfish, Chilled Whole</i>	40	333	8.33			
Total for Other chilled finfish	40	333				
Rock Lobster						
<i>Rock Lobster, Chilled Live</i>	17	932	54.82			
Total for Rock Lobster	17	932				
Snapper						
<i>Finfish, Chilled Whole</i>	67,275	721,945	10.73	3,153	34,597	10.97
Total for Snapper	67,275	721,945		3,153	34,597	
Squid						
<i>Squid, Frozen Other Form</i>	193,665	496,881	2.57			
<i>Squid, Frozen Tubes/Steaks</i>	7,500	20,221	2.70			
<i>Squid, Frozen Whole</i>	7,112,119	12,662,324	1.78	55,800	102,720	1.84
Total for Squid	7,313,284	13,179,426		55,800	102,720	
Total for Greece	7,844,742	16,859,329		125,839	441,504	

<i>NETT</i>	<i>Jan 2009 -- Dec 2009</i>			<i>Month-to-Date: December - 2009</i>		
	<i>Weight (kg)</i>	<i>FOB* Value (\$NZ)</i>	<i>Unit Value</i>	<i>Weight (kg)</i>	<i>FOB* Value (\$NZ)</i>	<i>Unit Value</i>
Guam						
Monkfish (Stargazer)						
<i>Finfish, Frozen Other form</i>	3,103	13,744	4.43			
Total for Monkfish (Stargazer)	3,103	13,744				
Mussels						
<i>Mussels, HS Frozen</i>	104,612	662,472	6.33			
<i>Mussels, Meat Frozen</i>	9,530	75,602	7.93			
<i>Mussels, Other not L/Ch/Fz</i>	450	2,032	4.52			
<i>Mussels, Whole Frozen</i>	5,875	22,099	3.76			
Total for Mussels	120,467	762,205				
Oysters						
<i>Oysters, Chilled or Frozen</i>	28,062	240,062	8.55	20	1,246	62.30
Total for Oysters	28,062	240,062		20	1,246	
Salmon, Pacific						
<i>Finfish, Chilled Headed and Guttled</i>	400	13,521	33.80			
<i>Finfish, Processed Smoked</i>	800	29,685	37.11			
Total for Salmon, Pacific	1,200	43,206				
Salmonidae						
<i>Finfish, Frozen Fillets</i>	3,915	105,406	26.92	302	6,168	20.42
Total for Salmonidae	3,915	105,406		302	6,168	
Squid						
<i>Squid, Chilled Other Form</i>	1,730	5,825	3.37			
Total for Squid	1,730	5,825				
Total for Guam	158,477	1,170,448		322	7,414	

<i>NETT</i>	<i>Jan 2009 -- Dec 2009</i>			<i>Month-to-Date: December - 2009</i>		
	<i>Weight (kg)</i>	<i>FOB* Value (\$NZ)</i>	<i>Unit Value</i>	<i>Weight (kg)</i>	<i>FOB* Value (\$NZ)</i>	<i>Unit Value</i>
Guinea						
Kahawai						
<i>Finfish, Frozen Whole</i>	500	453	0.91	500	453	0.91
Total for Kahawai	500	453		500	453	
Mackerel, Jack						
<i>Finfish, Frozen Whole</i>	26,500	24,031	0.91	26,500	24,031	0.91
Total for Mackerel, Jack	26,500	24,031		26,500	24,031	
Total for Guinea	27,000	24,484		27,000	24,484	

<i>NETT</i>	<i>Jan 2009 -- Dec 2009</i>			<i>Month-to-Date: December - 2009</i>		
	<i>Weight (kg)</i>	<i>FOB* Value (\$NZ)</i>	<i>Unit Value</i>	<i>Weight (kg)</i>	<i>FOB* Value (\$NZ)</i>	<i>Unit Value</i>
Honduras						
Mussels						
<i>Mussels, HS Frozen</i>	9,166	49,101	5.36			
Total for Mussels	9,166	49,101				
Total for Honduras	9,166	49,101				

NETT	Jan 2009 -- Dec 2009			Month-to-Date: December - 2009		
	Weight (kg)	FOB* Value (\$NZ)	Unit Value	Weight (kg)	FOB* Value (\$NZ)	Unit Value

Hong Kong

Alfonsino

<i>Finfish, Frozen Headed and Guttled</i>	66	1,250	18.94			
Total for Alfonsino	66	1,250				

Antarctic Toothfish

<i>Finfish, Frozen Headed and Guttled</i>	28,641	648,542	22.64			
Total for Antarctic Toothfish	28,641	648,542				

Bluenose

<i>Finfish, Chilled Fillets</i>	120	2,114	17.62			
<i>Finfish, Chilled Headed and Guttled</i>	543	8,041	14.81	17	180	10.59
<i>Finfish, Chilled Other form</i>	148	2,304	15.57	15	243	16.20
<i>Finfish, Chilled Whole</i>	66	1,053	15.95	16	262	16.38
<i>Finfish, Frozen Headed and Guttled</i>	17	280	16.47	17	280	16.47
Total for Bluenose	894	13,792		65	965	

Cardinal Fish

<i>Finfish, Chilled Fillets</i>	64	608	9.50			
Total for Cardinal Fish	64	608				

Cockles

<i>Other Molluscs, Live, Chilled or Frozen</i>	1,065	12,208	11.46	180	1,206	6.70
Total for Cockles	1,065	12,208		180	1,206	

Cod

<i>Finfish, Chilled Other form</i>	250	6,311	25.24			
Total for Cod	250	6,311				

Cod, Blue

<i>Finfish, Chilled Fillets</i>	480	11,582	24.13	20	495	24.75
<i>Finfish, Frozen Fillets</i>	3,160	75,616	23.93	300	6,968	23.23
Total for Cod, Blue	3,640	87,198		320	7,463	

Cod, Red

<i>Finfish, Frozen Fillets</i>	11,000	54,764	4.98			
Total for Cod, Red	11,000	54,764				

Crustaceans

<i>Other Crustacea, Canned or otherwise p</i>	275	2,963	10.77	16	191	11.94
Total for Crustaceans	275	2,963		16	191	

Crustn, Molluscs extract

<i>Other Crustacea, Canned or otherwise p</i>	523	161,465	308.73			
Total for Crustn, Molluscs extra	523	161,465				

Eels

<i>Finfish, Chilled Live</i>	34,126	443,226	12.99	4,486	49,538	11.04
<i>Finfish, Frozen Headed and Guttled</i>	2,672	35,936	13.45			
Total for Eels	36,798	479,162		4,486	49,538	

NETT	Jan 2009 -- Dec 2009			Month-to-Date: December - 2009		
	Weight (kg)	FOB* Value (\$NZ)	Unit Value	Weight (kg)	FOB* Value (\$NZ)	Unit Value
Hong Kong						
Elephant Fish						
<i>Finfish, Frozen Other form</i>	33,226	618,159	18.60	11,646	222,327	19.09
Total for Elephant Fish	33,226	618,159		11,646	222,327	
Extracts & Juices of Aq V						
<i>Other,</i>	30	3,016	100.53			
Total for Extracts & Juices of Aq	30	3,016				
Finfish extracts						
<i>Finfish, Processed Other</i>	1,083	5,776	5.33			
Total for Finfish extracts	1,083	5,776				
Fish fingers						
<i>Finfish, Processed Other</i>	83,815	467,800	5.58	7,331	30,548	4.17
Total for Fish fingers	83,815	467,800		7,331	30,548	
Flounder						
<i>Finfish, Chilled Whole</i>	20,703	201,458	9.73			
<i>Finfish, Frozen Whole</i>	7,270	38,842	5.34			
Total for Flounder	27,973	240,300				
Ghostshark						
<i>Finfish, Frozen Fillets</i>	5	1	0.20			
<i>Finfish, Frozen Other form</i>	32,332	510,538	15.79	4,581	71,291	15.56
Total for Ghostshark	32,337	510,539		4,581	71,291	
Groper						
<i>Finfish, Chilled Headed and Guttled</i>	114	1,656	14.53	49	709	14.47
<i>Finfish, Chilled Other form</i>	170	4,459	26.23	41	1,040	25.37
<i>Finfish, Chilled Whole</i>	266	4,651	17.48	53	984	18.57
Total for Groper	550	10,766		143	2,733	
Gurnard						
<i>Finfish, Chilled Fillets</i>	740	14,843	20.06	26	538	20.69
<i>Finfish, Chilled Other form</i>	117	2,354	20.12	10	207	20.70
<i>Finfish, Chilled Whole</i>	172	2,656	15.44	10	207	20.70
<i>Finfish, Frozen Fillets</i>	250	4,925	19.70			
Total for Gurnard	1,279	24,778		46	952	
Hake						
<i>Finfish, Frozen Fillets</i>	2,122	20,912	9.85			
Total for Hake	2,122	20,912				
John Dory						
<i>Finfish, Chilled Fillets</i>	766	16,235	21.19	200	3,833	19.17
<i>Finfish, Chilled Headed and Guttled</i>	81	1,553	19.17	68	1,337	19.66
<i>Finfish, Chilled Other form</i>	292	5,709	19.55			
<i>Finfish, Chilled Whole</i>	316	6,918	21.89	77	1,521	19.75
<i>Finfish, Frozen Fillets</i>	400	9,379	23.45			

NETT	Jan 2009 -- Dec 2009			Month-to-Date: December - 2009		
	Weight (kg)	FOB* Value (\$NZ)	Unit Value	Weight (kg)	FOB* Value (\$NZ)	Unit Value
Hong Kong						
Total for John Dory	1,855	39,794		345	6,691	
Kingfish, Yellowtail						
Finfish, Chilled Fillets	76	1,198	15.76			
Finfish, Chilled Whole	236	4,016	17.02	45	607	13.49
Total for Kingfish, Yellowtail	312	5,214		45	607	
Ling						
Finfish, Frozen Fillets	1,143,896	10,346,007	9.04	141,838	1,140,249	8.04
Finfish, Frozen Headed and Guttled	11,208	68,279	6.09			
Finfish, Frozen Other form	10,631	43,729	4.11	9,261	41,674	4.50
Finfish, Frozen Whole	24,118	200,719	8.32			
Total for Ling	1,189,853	10,658,734		151,099	1,181,923	
Mackerel						
Finfish, Processed Smoked	741	17,242	23.27	49	1,126	22.98
Total for Mackerel	741	17,242		49	1,126	
Monkfish						
Finfish, Chilled Fillets	350	6,415	18.33	40	748	18.70
Finfish, Frozen Fillets	2,000	26,317	13.16	250	3,824	15.30
Total for Monkfish	2,350	32,732		290	4,572	
Monkfish (Stargazer)						
Finfish, Frozen Other form	3,852	48,391	12.56	685	8,860	12.93
Total for Monkfish (Stargazer)	3,852	48,391		685	8,860	
Mussels						
Mussels, HS Frozen	1,626,041	9,270,284	5.70	172,225	768,764	4.46
Mussels, Live	24,306	85,364	3.51	2,175	7,403	3.40
Mussels, Meat Frozen	272,825	1,861,073	6.82	46,674	303,564	6.50
Mussels, Other not L/Ch/Fz	20	78	3.90			
Mussels, Powder in capsule	555	36,317	65.44			
Mussels, Pre'ed/Marinated	167	4,538	27.17			
Mussels, Smoked	589	15,434	26.20	156	3,874	24.83
Mussels, Whole Chilled	2,979	19,080	6.40	225	1,308	5.81
Mussels, Whole Frozen	15,462	95,322	6.16			
Total for Mussels	1,942,944	11,387,490		221,455	1,084,913	
Orange Roughy						
Finfish, Chilled Fillets	360	4,723	13.12			
Finfish, Frozen Fillets	6,350	118,383	18.64	58	1,448	24.97
Total for Orange Roughy	6,710	123,106		58	1,448	
Other chilled fillets						
Finfish, Chilled Fillets	195	3,281	16.83	20	382	19.10
Total for Other chilled fillets	195	3,281		20	382	
Other chilled finfish						
Finfish, Chilled Headed and Guttled	37	851	23.00			

NETT	Jan 2009 -- Dec 2009			Month-to-Date: December - 2009		
	Weight (kg)	FOB* Value (\$NZ)	Unit Value	Weight (kg)	FOB* Value (\$NZ)	Unit Value
Hong Kong						
<i>Finfish, Chilled Other form</i>	140	1,903	13.59	10	187	18.70
<i>Finfish, Chilled Whole</i>	674	14,798	21.96	154	3,736	24.26
Total for Other chilled finfish	851	17,552		164	3,923	
Other clams chilled						
<i>Other Molluscs, Live, Chilled or Frozen</i>	3,810	65,041	17.07	630	10,445	16.58
Total for Other clams chilled	3,810	65,041		630	10,445	
Other clams frozen						
<i>Other Molluscs, Live, Chilled or Frozen</i>	60	806	13.43			
Total for Other clams frozen	60	806				
Other Crustacea: Ch/Fzn						
<i>Other Crustacea, Live, Chilled or Frozen</i>	1,328	91,035	68.55			
Total for Other Crustacea: Ch/Fz	1,328	91,035				
Other Dogfish/Shark						
<i>Finfish, Frozen Other form</i>	2,438	60,076	24.64	375	4,875	13.00
Total for Other Dogfish/Shark	2,438	60,076		375	4,875	
Other dried excl smoked						
<i>Other,</i>	5,604	809,957	144.53	474	62,418	131.68
Total for Other dried excl smoke	5,604	809,957		474	62,418	
Other Fish Packed						
<i>Other,</i>	17,262	128,423	7.44			
Total for Other Fish Packed	17,262	128,423				
Other Flatfish						
<i>Finfish, Chilled Other form</i>	40	766	19.15			
<i>Finfish, Frozen Whole</i>	250	4,904	19.62			
Total for Other Flatfish	290	5,670				
Other frozen fillets						
<i>Finfish, Frozen Fillets</i>	10	191	19.10	10	191	19.10
Total for Other frozen fillets	10	191		10	191	
Other frozen finfish						
<i>Finfish, Frozen Headed and Guttled</i>	7,680	20,449	2.66			
<i>Finfish, Frozen Whole</i>	100	1,474	14.74			
Total for Other frozen finfish	7,780	21,923				
Other invertebrate						
<i>Other Molluscs, Live, Chilled or Frozen</i>	845	25,029	29.62	818	23,063	28.19
Total for Other invertebrate	845	25,029		818	23,063	
Other live fish						
<i>Finfish, Chilled Live</i>	2,586	47,461	18.35	375	5,698	15.19
Total for Other live fish	2,586	47,461		375	5,698	

NETT	Jan 2009 -- Dec 2009			Month-to-Date: December - 2009		
	Weight (kg)	FOB* Value (\$NZ)	Unit Value	Weight (kg)	FOB* Value (\$NZ)	Unit Value
Hong Kong						
Other Molluscs						
<i>Other Molluscs, Canned or otherwise pr</i>	1,710	6,743	3.94			
<i>Other Molluscs, Live, Chilled or Frozen</i>	20,945	255,381	12.19	1,180	11,376	9.64
Total for Other Molluscs	22,655	262,124		1,180	11,376	
Other preparations						
<i>Other,</i>	433,706	2,635,868	6.08	39,242	211,155	5.38
Total for Other preparations	433,706	2,635,868		39,242	211,155	
Other smoked fish						
<i>Other,</i>	124	13,700	110.48	124	13,700	110.48
Total for Other smoked fish	124	13,700		124	13,700	
Oysters						
<i>Oysters, Chilled or Frozen</i>	175,040	1,146,587	6.55	1,220	9,974	8.18
Total for Oysters	175,040	1,146,587		1,220	9,974	
Paua						
<i>Other Molluscs, Canned or otherwise pr</i>	408,918	23,283,796	56.94	77,982	4,249,442	54.49
<i>Other Molluscs, Live, Chilled or Frozen</i>	301	21,402	71.10	62	1,456	23.48
<i>Other Molluscs, Not Live/Chilled/Frozen</i>	61,025	4,011,348	65.73	4,221	187,900	44.52
Total for Paua	470,244	27,316,546		82,265	4,438,798	
Rock Lobster						
<i>Rock Lobster, Chilled Live</i>	2,215,268	171,110,962	77.24	137,688	8,627,278	62.66
<i>Rock Lobster, Frozen Other form</i>	222	10,847	48.86			
<i>Rock Lobster, Frozen Whole</i>	2,741	117,612	42.91	714	32,546	45.58
Total for Rock Lobster	2,218,231	171,239,421		138,402	8,659,824	
Salmon						
<i>Finfish, Processed Other</i>	139	3,721	26.77			
Total for Salmon	139	3,721				
Salmon, Pacific						
<i>Finfish, Chilled Headed and Guttled</i>	138	2,726	19.75	27	525	19.44
<i>Finfish, Chilled Other form</i>	307	13,762	44.83	124	3,052	24.61
<i>Finfish, Chilled Whole</i>	22,438	319,344	14.23	16,639	237,310	14.26
<i>Finfish, Processed Smoked</i>	7,742	325,658	42.06	1,056	44,501	42.14
Total for Salmon, Pacific	30,625	661,490		17,846	285,388	
Salmonidae						
<i>Finfish, Chilled Fillets</i>	2,810	83,594	29.75	137	3,436	25.08
<i>Finfish, Frozen Fillets</i>	180	6,402	35.57			
Total for Salmonidae	2,990	89,996		137	3,436	
Scallops						
<i>Other Molluscs, Live, Chilled or Frozen</i>	1,095	5,142	4.70	300	990	3.30
Total for Scallops	1,095	5,142		300	990	

NETT	Jan 2009 -- Dec 2009			Month-to-Date: December - 2009		
	Weight (kg)	FOB* (\$NZ)	Value Unit Value	Weight (kg)	FOB* (\$NZ)	Value Unit Value
Hong Kong						
School shark						
<i>Finfish, Frozen Other form</i>	18,705	714,041	38.17	3,060	161,470	52.77
Total for School shark	18,705	714,041		3,060	161,470	
Shrimps & Prawns						
<i>Other Crustacea, Live, Chilled or Frozen</i>	14,066	733,822	52.17	920	45,477	49.43
Total for Shrimps & Prawns	14,066	733,822		920	45,477	
Skate						
<i>Finfish, Frozen Fillets</i>	5,590	31,564	5.65	200	1,677	8.39
Total for Skate	5,590	31,564		200	1,677	
Snapper						
<i>Finfish, Chilled Fillets</i>	138	1,972	14.29	25	339	13.56
<i>Finfish, Chilled Other form</i>	34	369	10.85			
<i>Finfish, Chilled Whole</i>	1,058	16,665	15.75	132	2,063	15.63
Total for Snapper	1,230	19,006		157	2,402	
Sole						
<i>Finfish, Frozen Other form</i>	1,200	5,121	4.27			
<i>Finfish, Frozen Whole</i>	350	2,825	8.07			
Total for Sole	1,550	7,946				
Sole, Lemon						
<i>Finfish, Chilled Whole</i>	100	725	7.25			
<i>Finfish, Frozen Whole</i>	6,940	40,322	5.81			
Total for Sole, Lemon	7,040	41,047				
Sole, New Zealand						
<i>Finfish, Chilled Fillets</i>	429	8,310	19.37	50	1,070	21.40
<i>Finfish, Chilled Whole</i>	70	1,498	21.40			
<i>Finfish, Frozen Fillets</i>	80	1,017	12.71	10	214	21.40
<i>Finfish, Frozen Headed and Guttled</i>	1,260	4,806	3.81			
<i>Finfish, Frozen Other form</i>	12,830	63,245	4.93			
<i>Finfish, Frozen Whole</i>	85,610	386,290	4.51	20	428	21.40
Total for Sole, New Zealand	100,279	465,166		80	1,712	
Spiny Dogfish						
<i>Finfish, Frozen Other form</i>	20,760	357,452	17.22	5,525	93,404	16.91
Total for Spiny Dogfish	20,760	357,452		5,525	93,404	
Spotted Dogfish (Rig)						
<i>Finfish, Frozen Other form</i>	6,675	154,292	23.11	2,295	54,288	23.65
Total for Spotted Dogfish (Rig)	6,675	154,292		2,295	54,288	
Squid						
<i>Squid, Frozen HG</i>	18,612	47,673	2.56			
<i>Squid, Frozen Other Form</i>	221,033	314,433	1.42	14,500	22,003	1.52
<i>Squid, Frozen Tubes/Steaks</i>	5,310	11,315	2.13			
<i>Squid, Frozen Whole</i>	95,250	118,267	1.24			

NETT	Jan 2009 -- Dec 2009			Month-to-Date: December - 2009		
	Weight (kg)	FOB* Value (\$NZ)	Unit Value	Weight (kg)	FOB* Value (\$NZ)	Unit Value
Hong Kong						
<i>Squid, Frz Heads&Tentacles</i>	370,371	1,310,813	3.54			
Total for Squid	710,576	1,802,501		14,500	22,003	
Swordfish						
<i>Finfish, Chilled Headed and Guttled</i>	18	279	15.50			
Total for Swordfish	18	279				
Tarakihi						
<i>Finfish, Chilled Fillets</i>	439	8,969	20.43	20	434	21.70
<i>Finfish, Chilled Whole</i>	327	4,958	15.16	105	1,466	13.96
<i>Finfish, Frozen Fillets</i>	26	548	21.08	10	210	21.00
Total for Tarakihi	792	14,475		135	2,110	
Trevally						
<i>Finfish, Chilled Fillets</i>	250	4,115	16.46			
<i>Finfish, Chilled Whole</i>	193	3,181	16.48	42	546	13.00
Total for Trevally	443	7,296		42	546	
Tuna, Bigeye						
<i>Finfish, Chilled Headed and Guttled</i>	16	248	15.50	16	248	15.50
Total for Tuna, Bigeye	16	248		16	248	
Tuna, Other						
<i>Finfish, Chilled Fillets</i>	40	513	12.83	10	150	15.00
Total for Tuna, Other	40	513		10	150	
Total for Hong Kong	7,699,936	234,683,700		713,362	16,808,477	

<i>NETT</i>	<i>Jan 2009 -- Dec 2009</i>			<i>Month-to-Date: December - 2009</i>		
	<i>Weight (kg)</i>	<i>FOB* Value (\$NZ)</i>	<i>Unit Value</i>	<i>Weight (kg)</i>	<i>FOB* Value (\$NZ)</i>	<i>Unit Value</i>
Hungary						
Mussels						
<i>Mussels, Freeze-dried pwd</i>	82	4,122	50.27			
<i>Mussels, Powder in capsule</i>	60	6,752	112.53			
Total for Mussels	142	10,874				
Total for Hungary	142	10,874				

<i>NETT</i>	<i>Jan 2009 -- Dec 2009</i>			<i>Month-to-Date: December - 2009</i>		
	<i>Weight (kg)</i>	<i>FOB* Value (\$NZ)</i>	<i>Unit Value</i>	<i>Weight (kg)</i>	<i>FOB* Value (\$NZ)</i>	<i>Unit Value</i>
India						
Crustn, Molluscs extract						
<i>Other Crustacea, Canned or otherwise p</i>	20	1,400	70.00	20	1,400	70.00
Total for Crustn, Molluscs extra	20	1,400		20	1,400	
Mussels						
<i>Mussels, Freeze-dried pwd</i>	20	1,400	70.00			
Total for Mussels	20	1,400				
Shrimps & Prawns						
<i>Other Crustacea, Live, Chilled or Frozen</i>	17,638	156,593	8.88			
Total for Shrimps & Prawns	17,638	156,593				
Squid						
<i>Squid, Frozen Whole</i>	73,920	84,373	1.14			
Total for Squid	73,920	84,373				
Total for India	91,598	243,766		20	1,400	

NETT	<i>Jan 2009 -- Dec 2009</i>			<i>Month-to-Date: December - 2009</i>		
	<i>Weight (kg)</i>	<i>FOB* Value (\$NZ)</i>	<i>Unit Value</i>	<i>Weight (kg)</i>	<i>FOB* Value (\$NZ)</i>	<i>Unit Value</i>
Indonesia						
Fish prod unfit for human						
<i>Finfish, Processed Other</i>	420,000	571,603	1.36	40,000	54,121	1.35
Total for Fish prod unfit for hum	420,000	571,603		40,000	54,121	
Hoki						
<i>Finfish, Frozen Fillets</i>	7,805	34,692	4.44			
Total for Hoki	7,805	34,692				
Mussels						
<i>Mussels, HS Frozen</i>	72,354	393,829	5.44			
Total for Mussels	72,354	393,829				
Other chilled finfish						
<i>Finfish, Chilled Other form</i>	896	11,462	12.79			
Total for Other chilled finfish	896	11,462				
Oysters						
<i>Oysters, Chilled or Frozen</i>	4,450	38,890	8.74			
Total for Oysters	4,450	38,890				
Salmon, Pacific						
<i>Finfish, Chilled Other form</i>	300	2,534	8.45			
Total for Salmon, Pacific	300	2,534				
Total for Indonesia	505,805	1,053,010		40,000	54,121	

NETT	Jan 2009 -- Dec 2009			Month-to-Date: December - 2009		
	Weight (kg)	FOB* (\$NZ)	Value Unit Value	Weight (kg)	FOB* (\$NZ)	Value Unit Value
Iran, Islamic Republic Of						
Cod, Red						
<i>Finfish, Frozen Headed and Guttled</i>	8,500	20,830	2.45			
Total for Cod, Red	8,500	20,830				
Hoki						
<i>Finfish, Frozen Headed and Guttled</i>	1,069,322	3,165,608	2.96	324,336	881,063	2.72
<i>Finfish, Frozen Other form</i>	40,320	172,034	4.27			
Total for Hoki	1,109,642	3,337,642		324,336	881,063	
Mackerel, Blue						
<i>Finfish, Frozen Other form</i>	54,000	162,746	3.01	54,000	162,746	3.01
Total for Mackerel, Blue	54,000	162,746		54,000	162,746	
Southern Blue Whiting						
<i>Finfish, Frozen Headed and Guttled</i>	21,375	39,136	1.83			
<i>Finfish, Frozen Other form</i>	61,324	163,757	2.67			
Total for Southern Blue Whiting	82,699	202,893				
Tuna, Skipjack						
<i>Finfish, Frozen Whole</i>	690,945	1,061,208	1.54			
Total for Tuna, Skipjack	690,945	1,061,208				
Tuna, Yellowfin						
<i>Finfish, Frozen Whole</i>	9,792	13,305	1.36			
Total for Tuna, Yellowfin	9,792	13,305				
Warehou, Blue						
<i>Finfish, Frozen Headed and Guttled</i>	52,056	137,925	2.65	52,056	137,925	2.65
Total for Warehou, Blue	52,056	137,925		52,056	137,925	
Warehou, Other						
<i>Finfish, Frozen Other form</i>	60,840	165,476	2.72	60,840	165,476	2.72
Total for Warehou, Other	60,840	165,476		60,840	165,476	
Warehou, Silver						
<i>Finfish, Frozen Headed and Guttled</i>	88,224	324,840	3.68			
<i>Finfish, Frozen Other form</i>	118,680	473,665	3.99	38,232	132,174	3.46
<i>Finfish, Frozen Whole</i>	10,632	44,468	4.18			
Total for Warehou, Silver	217,536	842,973		38,232	132,174	
Total for Iran, Islamic Republic	2,286,010	5,944,998		529,464	1,479,384	

<i>NETT</i>	<i>Jan 2009 -- Dec 2009</i>			<i>Month-to-Date: December - 2009</i>		
	<i>Weight (kg)</i>	<i>FOB* Value (\$NZ)</i>	<i>Unit Value</i>	<i>Weight (kg)</i>	<i>FOB* Value (\$NZ)</i>	<i>Unit Value</i>
Ireland						
Finfish, fillet blocks						
<i>Finfish, Processed Other</i>	182,250	1,138,163	6.25	20,250	113,143	5.59
Total for Finfish, fillet blocks	182,250	1,138,163		20,250	113,143	
Mussels						
<i>Mussels, Freeze-dried pwd</i>	600	26,159	43.60			
Total for Mussels	600	26,159				
Other Molluscs						
<i>Other Molluscs, Live, Chilled or Frozen</i>	450	42,547	94.55			
Total for Other Molluscs	450	42,547				
Total for Ireland	183,300	1,206,869		20,250	113,143	

<i>NETT</i>	<i>Jan 2009 -- Dec 2009</i>			<i>Month-to-Date: December - 2009</i>		
	<i>Weight (kg)</i>	<i>FOB* Value (\$NZ)</i>	<i>Unit Value</i>	<i>Weight (kg)</i>	<i>FOB* Value (\$NZ)</i>	<i>Unit Value</i>
Israel						
Mussels						
<i>Mussels, HS Frozen</i>	61,532	353,154	5.74	9,456	40,986	4.33
Total for Mussels	61,532	353,154		9,456	40,986	
Total for Israel	61,532	353,154		9,456	40,986	

NETT	Jan 2009 -- Dec 2009			Month-to-Date: December - 2009		
	Weight (kg)	FOB* (\$NZ)	Value Unit Value	Weight (kg)	FOB* (\$NZ)	Value Unit Value
Italy						
Eels						
<i>Finfish, Frozen Whole</i>	14,520	125,803	8.66			
Total for Eels	14,520	125,803				
Fish Flours,meals,pellets						
<i>Finfish, Processed Flours,meals,pellets</i>	200	8,209	41.05			
Total for Fish Flours,meals,pelle	200	8,209				
Gurnard						
<i>Finfish, Chilled Whole</i>	34,682	278,933	8.04	3,092	24,550	7.94
Total for Gurnard	34,682	278,933		3,092	24,550	
Hake						
<i>Finfish, Frozen Headed and Gutted</i>	80,836	731,107	9.04	11,545	91,565	7.93
<i>Finfish, Frozen Other form</i>	36,120	268,196	7.43			
Total for Hake	116,956	999,303		11,545	91,565	
Hoki						
<i>Finfish, Frozen Fillets</i>	4,590	37,492	8.17			
Total for Hoki	4,590	37,492				
John Dory						
<i>Finfish, Chilled Whole</i>	5,585	71,269	12.76	1,948	24,584	12.62
Total for John Dory	5,585	71,269		1,948	24,584	
Kingfish, Yellowtail						
<i>Finfish, Chilled Headed and Gutted</i>	386	3,861	10.00	96	959	9.99
<i>Finfish, Chilled Whole</i>	291	5,585	19.19			
Total for Kingfish, Yellowtail	677	9,446		96	959	
Ling						
<i>Finfish, Frozen Other form</i>	2,088	14,774	7.08			
Total for Ling	2,088	14,774				
Mussels						
<i>Mussels, Freeze-dried pwd</i>	490	25,455	51.95			
<i>Mussels, HS Frozen</i>	632,070	3,935,511	6.23	20,260	92,392	4.56
Total for Mussels	632,560	3,960,966		20,260	92,392	
Oreo Dory, Other						
<i>Finfish, Frozen Headed and Gutted</i>	17,175	75,710	4.41			
Total for Oreo Dory, Other	17,175	75,710				
Oreo Dory, Smooth						
<i>Finfish, Frozen Fillets</i>	3,500	28,880	8.25			
Total for Oreo Dory, Smooth	3,500	28,880				
Other chilled finfish						
<i>Finfish, Chilled Whole</i>	2,146	25,247	11.76	90	919	10.21

NETT	Jan 2009 -- Dec 2009			Month-to-Date: December - 2009		
	Weight (kg)	FOB* Value (\$NZ)	Unit Value	Weight (kg)	FOB* Value (\$NZ)	Unit Value
Italy						
Total for Other chilled finfish	2,146	25,247		90	919	
Oysters						
Oysters, Chilled or Frozen	49,323	348,338	7.06			
Total for Oysters	49,323	348,338				
Scallops						
Other Molluscs, Live, Chilled or Frozen	1,200	36,377	30.31	1,200	36,377	30.31
Total for Scallops	1,200	36,377		1,200	36,377	
Skate						
Finfish, Frozen Fillets	105,915	529,158	5.00			
Total for Skate	105,915	529,158				
Snapper						
Finfish, Chilled Fillets	85	2,127	25.02			
Finfish, Chilled Whole	15,011	179,923	11.99	3,804	40,810	10.73
Finfish, Frozen Whole	378,364	4,200,914	11.10	84,661	776,827	9.18
Total for Snapper	393,460	4,382,964		88,465	817,637	
Squid						
Squid, Frozen HG	207,966	615,447	2.96			
Squid, Frozen Other Form	478,769	1,269,062	2.65	94,778	262,104	2.77
Squid, Frozen Whole	51,930	63,532	1.22			
Squid, Frz Heads&Tentacles	81,000	220,744	2.73			
Total for Squid	819,665	2,168,785		94,778	262,104	
Tarakihi						
Finfish, Chilled Whole	21	169	8.05			
Total for Tarakihi	21	169				
Total for Italy	2,204,263	13,101,823		221,474	1,351,087	

NETT	Jan 2009 -- Dec 2009			Month-to-Date: December - 2009		
	Weight (kg)	FOB* Value (\$NZ)	Unit Value	Weight (kg)	FOB* Value (\$NZ)	Unit Value
Japan						
Alfonsino						
<i>Finfish, Frozen Headed and Guttled</i>	326,750	2,498,596	7.65	12,590	83,205	6.61
<i>Finfish, Frozen Other form</i>	311,397	2,424,401	7.79	13,790	105,078	7.62
<i>Finfish, Frozen Whole</i>	2,380	17,474	7.34	1,580	15,260	9.66
Total for Alfonsino	640,527	4,940,471		27,960	203,543	
Antarctic Toothfish						
<i>Finfish, Frozen Other form</i>	16,968	168,161	9.91			
Total for Antarctic Toothfish	16,968	168,161				
Barracouta						
<i>Finfish, Frozen Fillets</i>	599,020	1,680,828	2.81	30,640	58,728	1.92
<i>Finfish, Frozen Headed and Guttled</i>	16,260	22,188	1.36			
<i>Finfish, Frozen Whole</i>	8	2	0.25			
Total for Barracouta	615,288	1,703,018		30,640	58,728	
Cardinal Fish						
<i>Finfish, Frozen Fillets</i>	95,960	768,620	8.01			
<i>Finfish, Frozen Other form</i>	12,580	128,445	10.21			
Total for Cardinal Fish	108,540	897,065				
Crustaceans						
<i>Other Crustacea, Canned or otherwise p</i>	125,646	2,015,677	16.04	10,706	126,105	11.78
Total for Crustaceans	125,646	2,015,677		10,706	126,105	
Crustn, Molluscs extract						
<i>Other Crustacea, Canned or otherwise p</i>	347	46,500	134.01			
Total for Crustn, Molluscs extra	347	46,500				
Eels						
<i>Finfish, Frozen Other form</i>	75	1,800	24.00			
Total for Eels	75	1,800				
Fillet Salted or in Brine						
<i>Finfish, Processed Smoked, Dried, Salte</i>	1,210	52,285	43.21			
Total for Fillet Salted or in Brine	1,210	52,285				
Fish meal fit for human						
<i>Finfish, Processed Other</i>	1,050	108,287	103.13			
Total for Fish meal fit for human	1,050	108,287				
Fish prod unfit for human						
<i>Finfish, Processed Other</i>	5,760	17,479	3.03			
Total for Fish prod unfit for hum	5,760	17,479				
Gemfish						
<i>Finfish, Frozen Fillets</i>	68,480	634,363	9.26			
<i>Finfish, Frozen Headed and Guttled</i>	21,173	120,603	5.70	5,272	32,397	6.15
<i>Finfish, Frozen Other form</i>	78,557	756,732	9.63	6,956	71,148	10.23

NETT	Jan 2009 -- Dec 2009			Month-to-Date: December - 2009		
	Weight (kg)	FOB* Value (\$NZ)	Unit Value	Weight (kg)	FOB* Value (\$NZ)	Unit Value
Japan						
<i>Finfish, Frozen Whole</i>	16,722	122,142	7.30			
Total for Gemfish	184,932	1,633,840		12,228	103,545	
Ghostshark						
<i>Finfish, Frozen Headed and Guttled</i>	79,421	317,619	4.00	3,300	10,645	3.23
<i>Finfish, Frozen Other form</i>	65,121	250,203	3.84			
Total for Ghostshark	144,542	567,822		3,300	10,645	
Groper						
<i>Finfish, Chilled Fillets</i>	429	6,522	15.20			
<i>Finfish, Chilled Headed and Guttled</i>	3,908	51,138	13.09	908	12,925	14.23
<i>Finfish, Chilled Whole</i>	3,354	45,695	13.62			
Total for Groper	7,691	103,355		908	12,925	
Gurnard						
<i>Finfish, Chilled Whole</i>	303	3,608	11.91	97	1,330	13.71
<i>Finfish, Frozen Fillets</i>	880	7,752	8.81			
<i>Finfish, Frozen Whole</i>	3,184	41,982	13.19			
Total for Gurnard	4,367	53,342		97	1,330	
Hake						
<i>Finfish, Frozen Fillets</i>	39,779	394,746	9.92	4,712	43,703	9.27
<i>Finfish, Frozen Headed and Guttled</i>	845,786	7,387,678	8.73	22,479	134,958	6.00
<i>Finfish, Frozen Other form</i>	166,858	1,097,721	6.58	8,160	46,726	5.73
Total for Hake	1,052,423	8,880,145		35,351	225,387	
Hoki						
<i>Finfish, Frozen Fillets</i>	1,100,398	6,393,320	5.81	177,303	952,966	5.37
<i>Finfish, Frozen Headed and Guttled</i>	10,472	44,601	4.26			
<i>Finfish, Frozen Other form</i>	32,625	53,913	1.65			
<i>Finfish, Frozen Whole</i>	23	5	0.22			
Total for Hoki	1,143,518	6,491,839		177,303	952,966	
Leatherjacket						
<i>Finfish, Frozen Headed and Guttled</i>	82,930	456,026	5.50	22,000	106,016	4.82
<i>Finfish, Frozen Other form</i>	3,050	17,115	5.61			
Total for Leatherjacket	85,980	473,141		22,000	106,016	
Ling						
<i>Finfish, Frozen Fillets</i>	181,925	1,485,804	8.17			
<i>Finfish, Frozen Headed and Guttled</i>	253,513	1,062,278	4.19	698	2,639	3.78
<i>Finfish, Frozen Whole</i>	40	90	2.25			
Total for Ling	435,478	2,548,172		698	2,639	
Livers and Roe						
<i>Finfish, Frozen Whole</i>	249,250	1,450,733	5.82	3,090	20,512	6.64
Total for Livers and Roe	249,250	1,450,733		3,090	20,512	
Mackerel, Jack						
<i>Finfish, Frozen Fillets</i>	40,500	71,069	1.75			

NETT	Jan 2009 -- Dec 2009			Month-to-Date: December - 2009		
	Weight (kg)	FOB* Value (\$NZ)	Unit Value	Weight (kg)	FOB* Value (\$NZ)	Unit Value
Japan						
<i>Finfish, Frozen Headed and Guttled</i>	875,748	1,907,854	2.18	64,000	121,570	1.90
<i>Finfish, Frozen Other form</i>	1,157,760	2,204,276	1.90			
Total for Mackerel, Jack	2,074,008	4,183,199		64,000	121,570	
Monkfish						
<i>Finfish, Frozen Fillets</i>	11,197	39,622	3.54			
Total for Monkfish	11,197	39,622				
Monkfish (Stargazer)						
<i>Finfish, Frozen Headed and Guttled</i>	102,526	513,938	5.01	10,152	45,109	4.44
<i>Finfish, Frozen Other form</i>	50,340	218,307	4.34	8,976	37,444	4.17
Total for Monkfish (Stargazer)	152,866	732,245		19,128	82,553	
Mussels						
<i>Mussels, Freeze-dried pwd</i>	1,549	210,189	135.69	200	23,722	118.61
<i>Mussels, HS Frozen</i>	750,755	4,555,426	6.07	52,560	265,325	5.05
<i>Mussels, Meat Frozen</i>	80,104	681,280	8.50	1,400	9,255	6.61
<i>Mussels, Other not L/Ch/Fz</i>	88	284	3.23			
<i>Mussels, Pre'ed/Marinated</i>	420	43,730	104.12			
<i>Mussels, Whole Frozen</i>	38,954	288,958	7.42			
Total for Mussels	871,870	5,779,867		54,160	298,302	
Oreo Dory, Black						
<i>Finfish, Frozen Whole</i>	22	34	1.55			
Total for Oreo Dory, Black	22	34				
Oreo Dory, Other						
<i>Finfish, Frozen Headed and Guttled</i>	32,304	63,967	1.98			
<i>Finfish, Frozen Whole</i>	4,425	29,678	6.71			
Total for Oreo Dory, Other	36,729	93,645				
Oreo Dory, Smooth						
<i>Finfish, Frozen Fillets</i>	5	153	30.60			
Total for Oreo Dory, Smooth	5	153				
Other chilled finfish						
<i>Finfish, Chilled Whole</i>	5,157	64,814	12.57	469	6,235	13.29
Total for Other chilled finfish	5,157	64,814		469	6,235	
Other clams frozen						
<i>Other Molluscs, Live, Chilled or Frozen</i>	750	7,106	9.47			
Total for Other clams frozen	750	7,106				
Other Dogfish/Shark						
<i>Finfish, Frozen Headed and Guttled</i>	980	2,100	2.14			
<i>Finfish, Frozen Other form</i>	13,907	114,094	8.20			
Total for Other Dogfish/Shark	14,887	116,194				
Other Fish Packed						
<i>Other,</i>	122,989	892,462	7.26			

<i>NETT</i>	<i>Jan 2009 -- Dec 2009</i>			<i>Month-to-Date: December - 2009</i>		
	<i>Weight (kg)</i>	<i>FOB* Value (\$NZ)</i>	<i>Unit Value</i>	<i>Weight (kg)</i>	<i>FOB* Value (\$NZ)</i>	<i>Unit Value</i>
Japan						
Total for Other Fish Packed	122,989	892,462				
Other frozen fillets						
<i>Finfish, Frozen Fillets</i>	90	3,071	34.12	20	71	3.55
Total for Other frozen fillets	90	3,071		20	71	
Other frozen finfish						
<i>Finfish, Frozen Headed and Guttled</i>	320,450	1,165,697	3.64	39,840	90,034	2.26
<i>Finfish, Frozen Other form</i>	76,582	222,552	2.91	16,380	48,038	2.93
<i>Finfish, Frozen Whole</i>	490,903	894,035	1.82			
Total for Other frozen finfish	887,935	2,282,284		56,220	138,072	
Other live fish						
<i>Finfish, Chilled Live</i>	146	4,500	30.82			
Total for Other live fish	146	4,500				
Other Molluscs						
<i>Other Molluscs, Live, Chilled or Frozen</i>	834	27,570	33.06			
Total for Other Molluscs	834	27,570				
Other preparations						
<i>Other,</i>	223,370	1,704,875	7.63	17,730	116,872	6.59
Total for Other preparations	223,370	1,704,875		17,730	116,872	
Other smoked fish						
<i>Other,</i>	2	80	40.00			
Total for Other smoked fish	2	80				
Oysters						
<i>Oysters, Chilled or Frozen</i>	84,715	618,215	7.30			
Total for Oysters	84,715	618,215				
Patagonian Toothfish						
<i>Finfish, Frozen Other form</i>	142,676	1,957,015	13.72			
Total for Patagonian Toothfish	142,676	1,957,015				
Rock Lobster						
<i>Rock Lobster, Chilled Live</i>	77,519	4,808,794	62.03	196	12,775	65.18
<i>Rock Lobster, Frozen Tails</i>	5,076	345,555	68.08	396	23,025	58.14
<i>Rock Lobster, Frozen Whole</i>	62,853	2,593,993	41.27	9,288	337,471	36.33
Total for Rock Lobster	145,448	7,748,342		9,880	373,271	
Salmon						
<i>Finfish, Processed Cans or Jars, Whole o</i>	10	2,473	247.30			
Total for Salmon	10	2,473				
Salmon, Other						
<i>Finfish, Frozen Headed and Guttled</i>	1,782,095	15,469,277	8.68	46,076	371,456	8.06
<i>Finfish, Frozen Other form</i>	116,659	906,231	7.77	40	1,518	37.95
<i>Finfish, Frozen Whole</i>	47,335	406,420	8.59			

NETT	Jan 2009 -- Dec 2009			Month-to-Date: December - 2009		
	Weight (kg)	FOB* Value (\$NZ)	Unit Value	Weight (kg)	FOB* Value (\$NZ)	Unit Value
Japan						
Total for Salmon, Other	1,946,089	16,781,928		46,116	372,974	
Salmon, Pacific						
<i>Finfish, Chilled Headed and Guttled</i>	3,565	39,189	10.99			
<i>Finfish, Chilled Other form</i>	21,507	366,314	17.03			
<i>Finfish, Chilled Whole</i>	528,301	7,132,985	13.50	60,357	706,273	11.70
<i>Finfish, Processed Smoked</i>	51,276	1,603,696	31.28	6,185	145,777	23.57
Total for Salmon, Pacific	604,649	9,142,184		66,542	852,050	
Salmon, Sockeye						
<i>Finfish, Frozen Headed and Guttled</i>	10,277	148,404	14.44			
Total for Salmon, Sockeye	10,277	148,404				
Salmonidae						
<i>Finfish, Chilled Fillets</i>	5,892	129,622	22.00			
<i>Finfish, Frozen Fillets</i>	5,524	65,482	11.85	381	3,827	10.04
Total for Salmonidae	11,416	195,104		381	3,827	
School shark						
<i>Finfish, Frozen Other form</i>	1,130	1,477	1.31			
Total for School shark	1,130	1,477				
Sea Bass						
<i>Finfish, Frozen Other form</i>	11,662	55,053	4.72			
<i>Finfish, Frozen Whole</i>	2,200	2,750	1.25			
Total for Sea Bass	13,862	57,803				
Shrimps & Prawns						
<i>Other Crustacea, Live, Chilled or Frozen</i>	281,814	10,305,406	36.57	32,262	1,041,462	32.28
Total for Shrimps & Prawns	281,814	10,305,406		32,262	1,041,462	
Skate						
<i>Finfish, Frozen Fillets</i>	19,000	90,229	4.75			
Total for Skate	19,000	90,229				
Snapper						
<i>Finfish, Chilled Whole</i>	3,508	47,409	13.51	1,693	22,735	13.43
<i>Finfish, Frozen Whole</i>	113,930	808,559	7.10	4,820	34,641	7.19
Total for Snapper	117,438	855,968		6,513	57,376	
Sole, New Zealand						
<i>Finfish, Frozen Other form</i>	2,570	14,584	5.67			
<i>Finfish, Frozen Whole</i>	3,320	20,404	6.15			
Total for Sole, New Zealand	5,890	34,988				
Southern Blue Whiting						
<i>Finfish, Frozen Whole</i>	45	71	1.58			
Total for Southern Blue Whiting	45	71				
Squid						

NETT	Jan 2009 -- Dec 2009			Month-to-Date: December - 2009		
	Weight (kg)	FOB* (\$NZ)	Value Unit	Weight (kg)	FOB* (\$NZ)	Value Unit
Japan						
<i>Squid, Frozen HG</i>	408,929	1,301,851	3.18			
<i>Squid, Frozen Other Form</i>	531,480	1,359,461	2.56			
<i>Squid, Frozen Tubes/Steaks</i>	10	214	21.40			
<i>Squid, Frozen Whole</i>	183,311	275,767	1.50			
<i>Squid, Frz Heads&Tentacles</i>	96,651	195,421	2.02			
Total for Squid	1,220,381	3,132,714				
Surimi, Southern BI Wht						
<i>Finfish, Surimi Other</i>	914,340	4,654,903	5.09			
Total for Surimi, Southern BI Wh	914,340	4,654,903				
Swordfish						
<i>Finfish, Chilled Headed and Guttled</i>	25,106	519,735	20.70	541	5,590	10.33
<i>Finfish, Chilled Whole</i>	6,118	85,108	13.91	107	1,318	12.32
<i>Finfish, Frozen Other form</i>	2,397	17,524	7.31			
<i>Finfish, Frozen Whole</i>	1,508	10,174	6.75			
Total for Swordfish	35,129	632,541		648	6,908	
Toothfish, Other						
<i>Finfish, Frozen Other form</i>	2,508	21,934	8.75			
Total for Toothfish, Other	2,508	21,934				
Trevally						
<i>Finfish, Chilled Other form</i>	155	2,379	15.35			
<i>Finfish, Chilled Whole</i>	1,468	25,121	17.11			
Total for Trevally	1,623	27,500				
Tuna, Albacore/Longfinned						
<i>Finfish, Chilled Other form</i>	223	3,232	14.49			
<i>Finfish, Chilled Whole</i>	7,995	289,036	36.15			
<i>Finfish, Frozen Whole</i>	9,488	34,619	3.65			
Total for Tuna, Albacore/Longfin	17,706	326,887				
Tuna, Bigeye						
<i>Finfish, Chilled Headed and Guttled</i>	69,798	1,711,511	24.52	2,382	53,326	22.39
<i>Finfish, Chilled Other form</i>	97,645	2,140,164	21.92	8,075	106,606	13.20
<i>Finfish, Chilled Whole</i>	28,541	388,337	13.61	2,255	27,753	12.31
<i>Finfish, Frozen Whole</i>	699	17,004	24.33			
Total for Tuna, Bigeye	196,683	4,257,016		12,712	187,685	
Tuna, Bluefin						
<i>Finfish, Chilled Headed and Guttled</i>	10,463	202,706	19.37			
<i>Finfish, Chilled Other form</i>	3,603	134,084	37.21			
<i>Finfish, Chilled Whole</i>	63,803	842,355	13.20			
Total for Tuna, Bluefin	77,869	1,179,145				
Tuna, Other						
<i>Finfish, Chilled Headed and Guttled</i>	12,509	165,409	13.22	1,323	16,407	12.40
<i>Finfish, Chilled Other form</i>	4,383	101,567	23.17			
<i>Finfish, Chilled Whole</i>	1,639	32,557	19.86			
<i>Finfish, Frozen Headed and Guttled</i>	2,384	6,186	2.59			

NETT	Jan 2009 -- Dec 2009			Month-to-Date: December - 2009		
	Weight (kg)	FOB* Value (\$NZ)	Unit Value	Weight (kg)	FOB* Value (\$NZ)	Unit Value
Japan						
Total for Tuna, Other	20,915	305,719		1,323	16,407	
Tuna, Southern Bluefin						
<i>Finfish, Chilled Headed and Guttled</i>	41,981	785,836	18.72			
<i>Finfish, Chilled Other form</i>	39,721	1,400,624	35.26	91	3,535	38.85
<i>Finfish, Chilled Whole</i>	12,355	297,122	24.05			
<i>Finfish, Frozen Whole</i>	188,977	7,759,908	41.06			
Total for Tuna, Southern Bluefin	283,034	10,243,490		91	3,535	
Tuna, Yellowfin						
<i>Finfish, Chilled Headed and Guttled</i>	81	1,280	15.80			
<i>Finfish, Chilled Other form</i>	1,640	28,200	17.20	319	3,996	12.53
<i>Finfish, Chilled Whole</i>	154	2,973	19.31			
Total for Tuna, Yellowfin	1,875	32,453		319	3,996	
Warehou, Blue						
<i>Finfish, Frozen Headed and Guttled</i>	3,120	25,682	8.23			
<i>Finfish, Frozen Other form</i>	16,848	58,879	3.49	6,000	20,973	3.50
Total for Warehou, Blue	19,968	84,561		6,000	20,973	
Warehou, Other						
<i>Finfish, Frozen Headed and Guttled</i>	620,913	5,594,844	9.01	47,076	381,230	8.10
<i>Finfish, Frozen Other form</i>	144,371	1,364,797	9.45	24,895	220,719	8.87
<i>Finfish, Frozen Whole</i>	5,456	63,100	11.57			
Total for Warehou, Other	770,740	7,022,741		71,971	601,949	
Warehou, Silver						
<i>Finfish, Frozen Headed and Guttled</i>	1,594,177	7,881,019	4.94	493	1,999	4.05
<i>Finfish, Frozen Other form</i>	552,741	2,736,999	4.95	4,475	14,254	3.19
Total for Warehou, Silver	2,146,918	10,618,018		4,968	16,253	
Total for Japan	18,320,597	138,564,082		795,734	6,146,682	

NETT	Jan 2009 -- Dec 2009			Month-to-Date: December - 2009		
	Weight (kg)	FOB* Value (\$NZ)	Unit Value	Weight (kg)	FOB* Value (\$NZ)	Unit Value
Jordan						
Cod, Red						
<i>Finfish, Frozen Headed and Guttled</i>	17,300	50,147	2.90			
Total for Cod, Red	17,300	50,147				
Finfish, fillet blocks						
<i>Finfish, Processed Other</i>	20,250	157,369	7.77			
Total for Finfish, fillet blocks	20,250	157,369				
Hoki						
<i>Finfish, Frozen Fillets</i>	20,250	111,715	5.52			
Total for Hoki	20,250	111,715				
Mackerel, Jack						
<i>Finfish, Frozen Headed and Guttled</i>	546,442	971,208	1.78			
<i>Finfish, Frozen Other form</i>	1,580,320	3,080,739	1.95	152,880	259,469	1.70
<i>Finfish, Frozen Whole</i>	108,000	102,940	0.95	108,000	102,940	0.95
Total for Mackerel, Jack	2,234,762	4,154,887		260,880	362,409	
Mussels						
<i>Mussels, HS Frozen</i>	10,956	86,646	7.91			
<i>Mussels, Meat Frozen</i>	1,000	7,932	7.93			
Total for Mussels	11,956	94,578				
Other frozen finfish						
<i>Finfish, Frozen Other form</i>	205,797	361,584	1.76			
<i>Finfish, Frozen Whole</i>	62,020	202,546	3.27			
Total for Other frozen finfish	267,817	564,130				
Salmon, Other						
<i>Finfish, Frozen Headed and Guttled</i>	5,000	44,446	8.89			
Total for Salmon, Other	5,000	44,446				
Southern Blue Whiting						
<i>Finfish, Frozen Headed and Guttled</i>	153,326	226,346	1.48			
<i>Finfish, Frozen Other form</i>	384,249	607,734	1.58	82,800	138,223	1.67
Total for Southern Blue Whiting	537,575	834,080		82,800	138,223	
Total for Jordan	3,114,910	6,011,352		343,680	500,632	

<i>NETT</i>	<i>Jan 2009 -- Dec 2009</i>			<i>Month-to-Date: December - 2009</i>		
	<i>Weight (kg)</i>	<i>FOB* Value (\$NZ)</i>	<i>Unit Value</i>	<i>Weight (kg)</i>	<i>FOB* Value (\$NZ)</i>	<i>Unit Value</i>
Kampuchea, Democratic						
Paua						
<i>Other Molluscs, Canned or otherwise pr</i>	7,079	441,422	62.36			
Total for Paua	7,079	441,422				
Total for Kampuchea, Democrati	7,079	441,422				

<i>NETT</i>	<i>Jan 2009 -- Dec 2009</i>			<i>Month-to-Date: December - 2009</i>		
	<i>Weight (kg)</i>	<i>FOB* Value (\$NZ)</i>	<i>Unit Value</i>	<i>Weight (kg)</i>	<i>FOB* Value (\$NZ)</i>	<i>Unit Value</i>
Kenya						
Mackerel, Blue						
<i>Finfish, Frozen Whole</i>	368,475	349,951	0.95	108,000	103,705	0.96
Total for Mackerel, Blue	368,475	349,951		108,000	103,705	
Mackerel, Jack						
<i>Finfish, Frozen Whole</i>	221,750	227,402	1.03			
Total for Mackerel, Jack	221,750	227,402				
Mussels						
<i>Mussels, HS Frozen</i>	1,000	5,737	5.74			
Total for Mussels	1,000	5,737				
Total for Kenya	591,225	583,090		108,000	103,705	

NETT	Jan 2009 -- Dec 2009			Month-to-Date: December - 2009		
	Weight (kg)	FOB* Value (\$NZ)	Unit Value	Weight (kg)	FOB* Value (\$NZ)	Unit Value
Korea, Republic Of						
Alfonsino						
<i>Finfish, Frozen Other form</i>	5,160	5,331	1.03			
<i>Finfish, Frozen Whole</i>	6,840	5,785	0.85			
Total for Alfonsino	12,000	11,116				
Barracouta						
<i>Finfish, Frozen Headed and Guttled</i>	411,540	573,444	1.39	16,320	22,758	1.39
<i>Finfish, Frozen Other form</i>	41,736	46,373	1.11			
<i>Finfish, Frozen Whole</i>	44,164	23,224	0.53	16,254	7,928	0.49
Total for Barracouta	497,440	643,041		32,574	30,686	
Bluenose						
<i>Finfish, Frozen Headed and Guttled</i>	22	36	1.64	22	36	1.64
<i>Finfish, Frozen Other form</i>	48	266	5.54			
Total for Bluenose	70	302		22	36	
Cod, Blue						
<i>Finfish, Frozen Headed and Guttled</i>	48	65	1.35			
<i>Finfish, Frozen Other form</i>	24	133	5.54			
Total for Cod, Blue	72	198				
Cod, Red						
<i>Finfish, Frozen Headed and Guttled</i>	3,216	5,269	1.64			
<i>Finfish, Frozen Other form</i>	240	446	1.86			
Total for Cod, Red	3,456	5,715				
Crustaceans						
<i>Other Crustacea, Canned or otherwise p</i>	555,340	2,843,585	5.12	79,600	358,113	4.50
Total for Crustaceans	555,340	2,843,585		79,600	358,113	
Crustn, Molluscs extract						
<i>Other Crustacea, Canned or otherwise p</i>	837	1,723,319	2058.92	228	333,223	1461.50
Total for Crustn, Molluscs extra	837	1,723,319		228	333,223	
Eels						
<i>Finfish, Chilled Live</i>	218,449	984,420	4.51	31,260	138,205	4.42
<i>Finfish, Frozen Other form</i>	5,327	26,635	5.00			
<i>Finfish, Frozen Whole</i>	38,200	206,559	5.41	17,551	102,141	5.82
Total for Eels	261,976	1,217,614		48,811	240,346	
Finfish, other fish meat						
<i>Finfish, Processed Other</i>	15,475	63,381	4.10			
Total for Finfish, other fish meat	15,475	63,381				
Fish prod unfit for human						
<i>Finfish, Processed Other</i>	1,019,884	2,014,413	1.98	1,704	5,061	2.97
Total for Fish prod unfit for hum	1,019,884	2,014,413		1,704	5,061	
Ghostshark						

NETT	Jan 2009 -- Dec 2009			Month-to-Date: December - 2009		
	Weight (kg)	FOB* (\$NZ)	Value Unit Value	Weight (kg)	FOB* (\$NZ)	Value Unit Value
Korea, Republic Of						
<i>Finfish, Frozen Headed and Guttled</i>	408	568	1.39			
<i>Finfish, Frozen Other form</i>	1,176	2,573	2.19			
<i>Finfish, Frozen Whole</i>	48	14	0.29			
Total for Ghostshark	1,632	3,155				
Groper						
<i>Finfish, Frozen Other form</i>	384	2,310	6.02	96	568	5.92
Total for Groper	384	2,310		96	568	
Gurnard						
<i>Finfish, Frozen Whole</i>	9,408	12,772	1.36	4,176	6,808	1.63
Total for Gurnard	9,408	12,772		4,176	6,808	
Hake						
<i>Finfish, Frozen Headed and Guttled</i>	504	2,950	5.85	456	2,734	6.00
<i>Finfish, Frozen Other form</i>	235,406	452,668	1.92			
<i>Finfish, Frozen Whole</i>	22,680	76,839	3.39			
Total for Hake	258,590	532,457		456	2,734	
Hoki						
<i>Finfish, Frozen Headed and Guttled</i>	97,238	332,643	3.42			
<i>Finfish, Frozen Other form</i>	16,937	88,553	5.23			
<i>Finfish, Frozen Whole</i>	76,011	30,862	0.41			
Total for Hoki	190,186	452,058				
Ling						
<i>Finfish, Frozen Headed and Guttled</i>	49,657	190,638	3.84	1,632	5,006	3.07
<i>Finfish, Frozen Other form</i>	55,406	87,101	1.57	576	642	1.11
<i>Finfish, Frozen Whole</i>	30	40	1.33			
Total for Ling	105,093	277,779		2,208	5,648	
Livers and Roe						
<i>Finfish, Frozen Whole</i>	885,290	3,872,061	4.37	60,489	247,667	4.09
Total for Livers and Roe	885,290	3,872,061		60,489	247,667	
Mackerel, Jack						
<i>Finfish, Frozen Headed and Guttled</i>	84	222	2.64			
<i>Finfish, Frozen Other form</i>	1,872	3,053	1.63			
<i>Finfish, Frozen Whole</i>	50,656	44,940	0.89	27,430	29,238	1.07
Total for Mackerel, Jack	52,612	48,215		27,430	29,238	
Monkfish (Stargazer)						
<i>Finfish, Frozen Other form</i>	240	861	3.59			
Total for Monkfish (Stargazer)	240	861				
Mussels						
<i>Mussels, Freeze-dried pwd</i>	3,320	168,663	50.80	300	14,537	48.46
<i>Mussels, HS Frozen</i>	2,334,728	13,311,062	5.70	184,333	785,805	4.26
<i>Mussels, Meat Frozen</i>	23,995	132,154	5.51			
<i>Mussels, Powder in capsule</i>	425	51,215	120.51			

NETT	Jan 2009 -- Dec 2009			Month-to-Date: December - 2009		
	Weight (kg)	FOB* Value (\$NZ)	Unit Value	Weight (kg)	FOB* Value (\$NZ)	Unit Value
Korea, Republic Of						
<i>Mussels, Pre'ed/Marinated</i>	32,178	134,124	4.17	32,178	134,124	4.17
<i>Mussels, Whole Frozen</i>	20,160	166,808	8.27			
Total for Mussels	2,414,806	13,964,026		216,811	934,466	
Octopus						
<i>Other Molluscs, Live, Chilled or Frozen</i>	2,808	4,749	1.69			
Total for Octopus	2,808	4,749				
Oreo Dory, Black						
<i>Finfish, Frozen Headed and Guttled</i>	480	838	1.75			
Total for Oreo Dory, Black	480	838				
Oreo Dory, Other						
<i>Finfish, Frozen Other form</i>	4,752	3,148	0.66			
<i>Finfish, Frozen Whole</i>	336	456	1.36			
Total for Oreo Dory, Other	5,088	3,604				
Other dried excl smoked						
<i>Other,</i>	257	8,053	31.33			
Total for Other dried excl smoke	257	8,053				
Other frozen fillets						
<i>Finfish, Frozen Fillets</i>	6,420	131,745	20.52	2,920	60,435	20.70
Total for Other frozen fillets	6,420	131,745		2,920	60,435	
Other frozen finfish						
<i>Finfish, Frozen Headed and Guttled</i>	26,568	69,217	2.61	1,416	2,217	1.57
<i>Finfish, Frozen Other form</i>	44,280	85,083	1.92			
<i>Finfish, Frozen Whole</i>	168,102	223,392	1.33	3,414	6,399	1.87
Total for Other frozen finfish	238,950	377,692		4,830	8,616	
Other invertebrate						
<i>Other Molluscs, Live, Chilled or Frozen</i>	25	2,988	119.52			
Total for Other invertebrate	25	2,988				
Salmon, Other						
<i>Finfish, Frozen Headed and Guttled</i>	25	3	0.12	25	3	0.12
Total for Salmon, Other	25	3		25	3	
Salmon, Pacific						
<i>Finfish, Processed Smoked</i>	21,000	505,383	24.07			
Total for Salmon, Pacific	21,000	505,383				
School shark						
<i>Finfish, Frozen Headed and Guttled</i>	631	914	1.45	45	62	1.38
<i>Finfish, Frozen Other form</i>	1,140	2,746	2.41			
Total for School shark	1,771	3,660		45	62	
Sea Bass						
<i>Finfish, Frozen Headed and Guttled</i>	912	1,220	1.34			

NETT	Jan 2009 -- Dec 2009			Month-to-Date: December - 2009		
	Weight (kg)	FOB* Value (\$NZ)	Unit Value	Weight (kg)	FOB* Value (\$NZ)	Unit Value
Korea, Republic Of						
<i>Finfish, Frozen Whole</i>	205,113	272,902	1.33	12,312	27,064	2.20
Total for Sea Bass	206,025	274,122		12,312	27,064	
Skate						
<i>Finfish, Frozen Fillets</i>	110,258	350,477	3.18	816	2,048	2.51
Total for Skate	110,258	350,477		816	2,048	
Snapper						
<i>Finfish, Chilled Whole</i>	1,586	22,133	13.96			
<i>Finfish, Frozen Whole</i>	150,550	797,472	5.30			
Total for Snapper	152,136	819,605				
Southern Blue Whiting						
<i>Finfish, Frozen Headed and Guttled</i>	197,911	341,190	1.72			
<i>Finfish, Frozen Other form</i>	107,051	223,080	2.08			
<i>Finfish, Frozen Whole</i>	74,672	57,526	0.77			
Total for Southern Blue Whiting	379,634	621,796				
Spiny Dogfish						
<i>Finfish, Frozen Headed and Guttled</i>	33,288	69,541	2.09			
<i>Finfish, Frozen Whole</i>	513,098	660,688	1.29	68,592	118,889	1.73
Total for Spiny Dogfish	546,386	730,229		68,592	118,889	
Squid						
<i>Squid, Frozen HG</i>	14,340	15,457	1.08			
<i>Squid, Frozen Whole</i>	6,188,100	11,435,521	1.85	6,120	16,663	2.72
Total for Squid	6,202,440	11,450,978		6,120	16,663	
Tarakihi						
<i>Finfish, Frozen Other form</i>	264	591	2.24	264	591	2.24
Total for Tarakihi	264	591		264	591	
Tuna, Albacore/Longfinned						
<i>Finfish, Frozen Whole</i>	504	830	1.65			
Total for Tuna, Albacore/Longfin	504	830				
Warehou, Blue						
<i>Finfish, Frozen Other form</i>	360	1,240	3.44	360	1,240	3.44
Total for Warehou, Blue	360	1,240		360	1,240	
Warehou, Other						
<i>Finfish, Frozen Headed and Guttled</i>	24	120	5.00			
<i>Finfish, Frozen Other form</i>	120	753	6.28			
Total for Warehou, Other	144	873				
Warehou, Silver						
<i>Finfish, Frozen Headed and Guttled</i>	52	128	2.46			
<i>Finfish, Frozen Other form</i>	3,279	6,493	1.98			
<i>Finfish, Frozen Whole</i>	684	1,173	1.71			
Total for Warehou, Silver	4,015	7,794				

<i>NETT</i>	<i>Jan 2009 -- Dec 2009</i>			<i>Month-to-Date: December - 2009</i>		
	<i>Weight (kg)</i>	<i>FOB* Value (\$NZ)</i>	<i>Unit Value</i>	<i>Weight (kg)</i>	<i>FOB* Value (\$NZ)</i>	<i>Unit Value</i>
Korea, Republic Of						
Total for Korea, Republic Of	14,163,781	42,985,628		570,889	2,430,205	

NETT	<i>Jan 2009 -- Dec 2009</i>			<i>Month-to-Date: December - 2009</i>		
	<i>Weight (kg)</i>	<i>FOB* Value (\$NZ)</i>	<i>Unit Value</i>	<i>Weight (kg)</i>	<i>FOB* Value (\$NZ)</i>	<i>Unit Value</i>
Kuwait						
Mussels						
<i>Mussels, HS Fresh/Chld</i>	170	1,149	6.76			
Total for Mussels	170	1,149				
Oysters						
<i>Oysters, Chilled or Frozen</i>	30	225	7.50			
Total for Oysters	30	225				
Paua						
<i>Other Molluscs, Not Live/Chilled/Frozen</i>	11	720	65.45			
Total for Paua	11	720				
Rock Lobster						
<i>Rock Lobster, Frozen Tails</i>	427	30,201	70.73			
Total for Rock Lobster	427	30,201				
Total for Kuwait	638	32,295				

NETT	Jan 2009 -- Dec 2009			Month-to-Date: December - 2009		
	Weight (kg)	FOB* Value (\$NZ)	Unit Value	Weight (kg)	FOB* Value (\$NZ)	Unit Value
Latvia						
Ghostshark						
<i>Finfish, Frozen Other form</i>	24	57	2.38			
Total for Ghostshark	24	57				
Ling						
<i>Finfish, Frozen Other form</i>	15	56	3.73			
Total for Ling	15	56				
Mackerel, Blue						
<i>Finfish, Frozen Other form</i>	16,980	34,105	2.01			
Total for Mackerel, Blue	16,980	34,105				
Mackerel, Jack						
<i>Finfish, Frozen Other form</i>	60	134	2.23			
Total for Mackerel, Jack	60	134				
Other frozen finfish						
<i>Finfish, Frozen Other form</i>	216	386	1.79			
<i>Finfish, Frozen Whole</i>	76	100	1.32			
Total for Other frozen finfish	292	486				
Warehou, Blue						
<i>Finfish, Frozen Other form</i>	20	97	4.85			
Total for Warehou, Blue	20	97				
Total for Latvia	17,391	34,935				

<i>NETT</i>	<i>Jan 2009 -- Dec 2009</i>			<i>Month-to-Date: December - 2009</i>		
	<i>Weight (kg)</i>	<i>FOB* Value (\$NZ)</i>	<i>Unit Value</i>	<i>Weight (kg)</i>	<i>FOB* Value (\$NZ)</i>	<i>Unit Value</i>
Lebanon						
Mussels						
<i>Mussels, HS Fresh/Chld</i>	2,400	10,040	4.18			
<i>Mussels, HS Frozen</i>	33,120	229,564	6.93			
Total for Mussels	35,520	239,604				
Other clams frozen						
<i>Other Molluscs, Live, Chilled or Frozen</i>	100	896	8.96			
Total for Other clams frozen	100	896				
Squid						
<i>Squid, Frozen Whole</i>	18,000	21,503	1.19			
Total for Squid	18,000	21,503				
Total for Lebanon	53,620	262,003				

<i>NETT</i>	<i>Jan 2009 -- Dec 2009</i>			<i>Month-to-Date: December - 2009</i>		
	<i>Weight (kg)</i>	<i>FOB* Value (\$NZ)</i>	<i>Unit Value</i>	<i>Weight (kg)</i>	<i>FOB* Value (\$NZ)</i>	<i>Unit Value</i>
Liberia						
Mackerel, Blue						
<i>Finfish, Frozen Whole</i>	108,000	92,811	0.86	54,000	46,404	0.86
Total for Mackerel, Blue	108,000	92,811		54,000	46,404	
Mackerel, Jack						
<i>Finfish, Frozen Whole</i>	27,000	23,936	0.89			
Total for Mackerel, Jack	27,000	23,936				
Total for Liberia	135,000	116,747		54,000	46,404	

NETT	Jan 2009 -- Dec 2009			Month-to-Date: December - 2009		
	Weight (kg)	FOB* Value (\$NZ)	Unit Value	Weight (kg)	FOB* Value (\$NZ)	Unit Value
Lithuania						
Cod, Red						
<i>Finfish, Frozen Headed and Guttled</i>	16,000	40,860	2.55			
<i>Finfish, Frozen Other form</i>	28,540	60,606	2.12			
Total for Cod, Red	44,540	101,466				
Ghostshark						
<i>Finfish, Frozen Headed and Guttled</i>	43,008	107,073	2.49	15,552	31,111	2.00
<i>Finfish, Frozen Other form</i>	15,600	48,197	3.09			
Total for Ghostshark	58,608	155,270		15,552	31,111	
Ling						
<i>Finfish, Frozen Headed and Guttled</i>	7,032	36,273	5.16			
<i>Finfish, Frozen Other form</i>	5,999	20,435	3.41			
Total for Ling	13,031	56,708				
Mackerel, Blue						
<i>Finfish, Frozen Other form</i>	25,140	56,236	2.24			
<i>Finfish, Frozen Whole</i>	93,375	99,063	1.06	16,875	14,439	0.86
Total for Mackerel, Blue	118,515	155,299		16,875	14,439	
Mackerel, Jack						
<i>Finfish, Frozen Headed and Guttled</i>	66,200	171,585	2.59			
<i>Finfish, Frozen Other form</i>	187,500	373,797	1.99	16,800	29,452	1.75
<i>Finfish, Frozen Whole</i>	5,000	7,439	1.49			
Total for Mackerel, Jack	258,700	552,821		16,800	29,452	
Mussels						
<i>Mussels, HS Frozen</i>	1,200	5,657	4.71			
<i>Mussels, Meat Frozen</i>	1,200	8,643	7.20			
Total for Mussels	2,400	14,300				
Oreo Dory, Black						
<i>Finfish, Frozen Headed and Guttled</i>	3,300	9,507	2.88			
Total for Oreo Dory, Black	3,300	9,507				
Other frozen finfish						
<i>Finfish, Frozen Other form</i>	16,800	29,044	1.73			
<i>Finfish, Frozen Whole</i>	32,020	69,691	2.18			
Total for Other frozen finfish	48,820	98,735				
Scallops						
<i>Other Molluscs, Live, Chilled or Frozen</i>	300	8,643	28.81			
Total for Scallops	300	8,643				
Southern Blue Whiting						
<i>Finfish, Frozen Other form</i>	137,975	251,628	1.82			
Total for Southern Blue Whiting	137,975	251,628				
Total for Lithuania	686,189	1,404,377		49,227	75,002	

NETT	Jan 2009 -- Dec 2009			Month-to-Date: December - 2009		
	Weight (kg)	FOB* Value (\$NZ)	Unit Value	Weight (kg)	FOB* Value (\$NZ)	Unit Value
Malaysia						
Alfonsino						
<i>Finfish, Frozen Whole</i>	13,540	30,906	2.28			
Total for Alfonsino	13,540	30,906				
Barracouta						
<i>Finfish, Frozen Headed and Guttled</i>	1,000	2,189	2.19			
<i>Finfish, Frozen Other form</i>	24,000	117,737	4.91			
Total for Barracouta	25,000	119,926				
Cod, Blue						
<i>Finfish, Chilled Fillets</i>	15	210	14.00			
Total for Cod, Blue	15	210				
Cod, Red						
<i>Finfish, Frozen Headed and Guttled</i>	19,000	56,788	2.99			
<i>Finfish, Frozen Whole</i>	19,000	54,330	2.86			
Total for Cod, Red	38,000	111,118				
Crab						
<i>Other Crustacea, Live, Chilled or Frozen</i>	984	2,738	2.78	984	2,738	2.78
Total for Crab	984	2,738		984	2,738	
Finfish, fillet blocks						
<i>Finfish, Processed Other</i>	70,080	535,424	7.64			
Total for Finfish, fillet blocks	70,080	535,424				
Finfish, other fish meat						
<i>Finfish, Processed Other</i>	36,017	248,766	6.91			
Total for Finfish, other fish meat	36,017	248,766				
Fish fingers						
<i>Finfish, Processed Other</i>	4,318	12,163	2.82			
Total for Fish fingers	4,318	12,163				
Fish prod unfit for human						
<i>Finfish, Processed Other</i>	403,141	750,562	1.86	29,886	53,471	1.79
Total for Fish prod unfit for hum	403,141	750,562		29,886	53,471	
Ghostshark						
<i>Finfish, Frozen Fillets</i>	26,610	187,306	7.04	18,610	131,342	7.06
Total for Ghostshark	26,610	187,306		18,610	131,342	
Gurnard						
<i>Finfish, Chilled Whole</i>	5	80	16.00			
Total for Gurnard	5	80				
Hoki						
<i>Finfish, Frozen Fillets</i>	1,280	9,456	7.39			
Total for Hoki	1,280	9,456				

NETT	Jan 2009 -- Dec 2009			Month-to-Date: December - 2009		
	Weight (kg)	FOB* Value (\$NZ)	Unit Value	Weight (kg)	FOB* Value (\$NZ)	Unit Value

Malaysia

Ling

<i>Finfish, Frozen Fillets</i>	5,020	50,931	10.15			
<i>Finfish, Frozen Headed and Guttled</i>	38,712	70,430	1.82			
<i>Finfish, Frozen Other form</i>	108,680	164,160	1.51	43,466	47,780	1.10
<i>Finfish, Frozen Whole</i>	17,088	39,826	2.33			
Total for Ling	169,500	325,347		43,466	47,780	

Monkfish (Stargazer)

<i>Finfish, Frozen Other form</i>	15	90	6.00			
Total for Monkfish (Stargazer)	15	90				

Mussels

<i>Mussels, HS Frozen</i>	477,917	2,362,093	4.94	12,384	58,969	4.76
<i>Mussels, Meat Frozen</i>	23,411	195,695	8.36	463	3,259	7.04
<i>Mussels, Pre'ed/Marinated</i>	10	28	2.80			
<i>Mussels, Whole Frozen</i>	270	957	3.54			
Total for Mussels	501,608	2,558,773		12,847	62,228	

Orange Roughy

<i>Finfish, Frozen Whole</i>	16	120	7.50			
Total for Orange Roughy	16	120				

Oreo Dory, Black

<i>Finfish, Frozen Fillets</i>	317	2,082	6.57			
Total for Oreo Dory, Black	317	2,082				

Other chilled finfish

<i>Finfish, Chilled Other form</i>	140	2,292	16.37			
<i>Finfish, Chilled Whole</i>	40	100	2.50			
Total for Other chilled finfish	180	2,392				

Other Dogfish/Shark

<i>Finfish, Frozen Other form</i>	20,935	413,763	19.76			
Total for Other Dogfish/Shark	20,935	413,763				

Other dried excl smoked

<i>Other,</i>	3,647	77,075	21.13	488	2,926	6.00
Total for Other dried excl smoke	3,647	77,075		488	2,926	

Other frozen finfish

<i>Finfish, Frozen Other form</i>	11,648	32,621	2.80	11,648	32,621	2.80
<i>Finfish, Frozen Whole</i>	20	83	4.15			
Total for Other frozen finfish	11,668	32,704		11,648	32,621	

Other Molluscs

<i>Other Molluscs, Live, Chilled or Frozen</i>	142	2,678	18.86			
Total for Other Molluscs	142	2,678				

Other preparations

NETT	Jan 2009 -- Dec 2009			Month-to-Date: December - 2009		
	Weight (kg)	FOB* Value (\$NZ)	Unit Value	Weight (kg)	FOB* Value (\$NZ)	Unit Value
Malaysia						
<i>Other,</i>	12,848	66,515	5.18	11,648	57,829	4.96
Total for Other preparations	12,848	66,515		11,648	57,829	
Oysters						
<i>Oysters, Chilled or Frozen</i>	3,318	27,356	8.24			
Total for Oysters	3,318	27,356				
Paua						
<i>Other Molluscs, Canned or otherwise pr</i>	17,800	851,623	47.84			
<i>Other Molluscs, Not Live/Chilled/Frozen</i>	10	1,450	145.00			
Total for Paua	17,810	853,073				
Rock Lobster						
<i>Rock Lobster, Chilled Live</i>	11,113	856,341	77.06	821	59,694	72.71
<i>Rock Lobster, Frozen Tails</i>	18	1,080	60.00			
Total for Rock Lobster	11,131	857,421		821	59,694	
Salmon, Other						
<i>Finfish, Frozen Headed and Guttled</i>	8,701	66,963	7.70			
<i>Finfish, Frozen Other form</i>	11,215	93,981	8.38			
Total for Salmon, Other	19,916	160,944				
Salmon, Pacific						
<i>Finfish, Chilled Other form</i>	143	1,625	11.36			
<i>Finfish, Chilled Whole</i>	10,586	129,124	12.20	905	13,065	14.44
Total for Salmon, Pacific	10,729	130,749		905	13,065	
Scallops						
<i>Other Molluscs, Live, Chilled or Frozen</i>	50	1,494	29.88			
Total for Scallops	50	1,494				
Sea Bass						
<i>Finfish, Frozen Other form</i>	11,230	29,439	2.62			
Total for Sea Bass	11,230	29,439				
Shrimps & Prawns						
<i>Other Crustacea, Live, Chilled or Frozen</i>	491	3,509	7.15			
Total for Shrimps & Prawns	491	3,509				
Snapper						
<i>Finfish, Chilled Other form</i>	9	85	9.44			
Total for Snapper	9	85				
Sole						
<i>Finfish, Frozen Whole</i>	10	80	8.00			
Total for Sole	10	80				
Sole, Lemon						
<i>Finfish, Chilled Whole</i>	2,840	14,886	5.24			
<i>Finfish, Frozen Other form</i>	1,000	5,569	5.57			

NETT	Jan 2009 -- Dec 2009			Month-to-Date: December - 2009		
	Weight (kg)	FOB* Value (\$NZ)	Unit Value	Weight (kg)	FOB* Value (\$NZ)	Unit Value
Malaysia						
<i>Finfish, Frozen Whole</i>	500	3,171	6.34			
Total for Sole, Lemon	4,340	23,626				
Sole, New Zealand						
<i>Finfish, Frozen Whole</i>	760	4,855	6.39			
Total for Sole, New Zealand	760	4,855				
Squid						
<i>Squid, Chilled Other Form</i>	10	27	2.70			
<i>Squid, Frozen Other Form</i>	1,200	8,865	7.39			
Total for Squid	1,210	8,892				
Tarakihi						
<i>Finfish, Frozen Fillets</i>	5	70	14.00			
Total for Tarakihi	5	70				
Toothfish, Other						
<i>Finfish, Frozen Fillets</i>	2,772	5,955	2.15			
Total for Toothfish, Other	2,772	5,955				
Trevally						
<i>Finfish, Frozen Whole</i>	13,910	43,628	3.14			
Total for Trevally	13,910	43,628				
Tuna, Yellowfin						
<i>Finfish, Frozen Other form</i>	2,565	28,033	10.93	2,565	28,033	10.93
Total for Tuna, Yellowfin	2,565	28,033		2,565	28,033	
Total for Malaysia	1,440,122	7,669,403		133,868	491,727	

<i>NETT</i>	<i>Jan 2009 -- Dec 2009</i>			<i>Month-to-Date: December - 2009</i>		
	<i>Weight (kg)</i>	<i>FOB* Value (\$NZ)</i>	<i>Unit Value</i>	<i>Weight (kg)</i>	<i>FOB* Value (\$NZ)</i>	<i>Unit Value</i>
Malta						
Mussels						
<i>Mussels, HS Frozen</i>	24,766	119,261	4.82			
Total for Mussels	24,766	119,261				
Oysters						
<i>Oysters, Chilled or Frozen</i>	100	1,125	11.25			
Total for Oysters	100	1,125				
Squid						
<i>Squid, Frozen Whole</i>	2,010	3,057	1.52			
Total for Squid	2,010	3,057				
Total for Malta	26,876	123,443				

<i>NETT</i>	<i>Jan 2009 -- Dec 2009</i>			<i>Month-to-Date: December - 2009</i>		
	<i>Weight (kg)</i>	<i>FOB* Value (\$NZ)</i>	<i>Unit Value</i>	<i>Weight (kg)</i>	<i>FOB* Value (\$NZ)</i>	<i>Unit Value</i>
Martinique						
Mussels						
<i>Mussels, HS Frozen</i>	8,484	45,371	5.35			
<i>Mussels, Whole Frozen</i>	1,000	4,021	4.02			
Total for Mussels	9,484	49,392				
Total for Martinique	9,484	49,392				

NETT	Jan 2009 -- Dec 2009			Month-to-Date: December - 2009		
	Weight (kg)	FOB* Value (\$NZ)	Unit Value	Weight (kg)	FOB* Value (\$NZ)	Unit Value
Mauritius						
Barracouta						
<i>Finfish, Frozen Headed and Guttled</i>	699,911	1,206,194	1.72	45,520	52,614	1.16
<i>Finfish, Frozen Other form</i>	32,160	45,571	1.42	32,160	45,571	1.42
<i>Finfish, Frozen Whole</i>	38,950	64,806	1.66			
Total for Barracouta	771,021	1,316,571		77,680	98,185	
Fish fingers						
<i>Finfish, Processed Other</i>	2,475	22,570	9.12			
Total for Fish fingers	2,475	22,570				
Mussels						
<i>Mussels, HS Frozen</i>	23,664	167,237	7.07	4,000	18,899	4.72
Total for Mussels	23,664	167,237		4,000	18,899	
Other Fish Packed						
<i>Other,</i>	564	6,476	11.48			
Total for Other Fish Packed	564	6,476				
Squid						
<i>Squid, Frozen Other Form</i>	6,653	73,205	11.00	3,089	27,868	9.02
<i>Squid, Frozen Whole</i>	18,600	15,091	0.81			
Total for Squid	25,253	88,296		3,089	27,868	
Tuna, Albacore/Longfinned						
<i>Finfish, Frozen Whole</i>	30,980	123,691	3.99			
Total for Tuna, Albacore/Longfin	30,980	123,691				
Total for Mauritius	853,957	1,724,841		84,769	144,952	

<i>NETT</i>	<i>Jan 2009 -- Dec 2009</i>			<i>Month-to-Date: December - 2009</i>		
	<i>Weight (kg)</i>	<i>FOB* Value (\$NZ)</i>	<i>Unit Value</i>	<i>Weight (kg)</i>	<i>FOB* Value (\$NZ)</i>	<i>Unit Value</i>
Mexico						
Crustaceans						
<i>Other Crustacea, Canned or otherwise p</i>	275	12,069	43.89			
Total for Crustaceans	275	12,069				
Mussels						
<i>Mussels, HS Frozen</i>	194,450	1,236,541	6.36	17,823	74,125	4.16
Total for Mussels	194,450	1,236,541		17,823	74,125	
Tuna, Skipjack						
<i>Finfish, Frozen Whole</i>	188,496	304,707	1.62			
Total for Tuna, Skipjack	188,496	304,707				
Total for Mexico	383,221	1,553,317		17,823	74,125	

<i>NETT</i>	<i>Jan 2009 -- Dec 2009</i>			<i>Month-to-Date: December - 2009</i>		
	<i>Weight (kg)</i>	<i>FOB* Value (\$NZ)</i>	<i>Unit Value</i>	<i>Weight (kg)</i>	<i>FOB* Value (\$NZ)</i>	<i>Unit Value</i>
Moldova						
Mackerel, Jack						
<i>Finfish, Frozen Headed and Guttled</i>	15,864	28,152	1.77			
Total for Mackerel, Jack	15,864	28,152				
Southern Blue Whiting						
<i>Finfish, Frozen Headed and Guttled</i>	16,800	34,018	2.02			
Total for Southern Blue Whiting	16,800	34,018				
Total for Moldova	32,664	62,170				

<i>NETT</i>	<i>Jan 2009 -- Dec 2009</i>			<i>Month-to-Date: December - 2009</i>		
	<i>Weight (kg)</i>	<i>FOB* Value (\$NZ)</i>	<i>Unit Value</i>	<i>Weight (kg)</i>	<i>FOB* Value (\$NZ)</i>	<i>Unit Value</i>
Mozambique						
Mackerel, Jack						
<i>Finfish, Frozen Other form</i>	19,000	18,715	0.99			
<i>Finfish, Frozen Whole</i>	3,030,800	3,731,926	1.23	595,940	608,863	1.02
Total for Mackerel, Jack	3,049,800	3,750,641		595,940	608,863	
Total for Mozambique	3,049,800	3,750,641		595,940	608,863	

NETT	<i>Jan 2009 -- Dec 2009</i>			<i>Month-to-Date: December - 2009</i>		
	<i>Weight (kg)</i>	<i>FOB* Value (\$NZ)</i>	<i>Unit Value</i>	<i>Weight (kg)</i>	<i>FOB* Value (\$NZ)</i>	<i>Unit Value</i>
Namibia						
Barracouta						
<i>Finfish, Frozen Headed and Guttled</i>	6,936	13,431	1.94			
Total for Barracouta	6,936	13,431				
Ling						
<i>Finfish, Frozen Headed and Guttled</i>	2,736	14,077	5.15			
Total for Ling	2,736	14,077				
Mackerel, Jack						
<i>Finfish, Frozen Whole</i>	594,000	525,644	0.88	324,000	289,751	0.89
Total for Mackerel, Jack	594,000	525,644		324,000	289,751	
Mussels						
<i>Mussels, HS Frozen</i>	3,840	19,147	4.99			
Total for Mussels	3,840	19,147				
Total for Namibia	607,512	572,299		324,000	289,751	

NETT	<i>Jan 2009 -- Dec 2009</i>			<i>Month-to-Date: December - 2009</i>		
	<i>Weight (kg)</i>	<i>FOB* Value (\$NZ)</i>	<i>Unit Value</i>	<i>Weight (kg)</i>	<i>FOB* Value (\$NZ)</i>	<i>Unit Value</i>
Netherlands						
Eels						
<i>Finfish, Chilled Live</i>	2,000	26,371	13.19			
Total for Eels	2,000	26,371				
Ghostshark						
<i>Finfish, Frozen Fillets</i>	12,425	85,662	6.89	4,000	25,524	6.38
Total for Ghostshark	12,425	85,662		4,000	25,524	
Hoki						
<i>Finfish, Frozen Fillets</i>	250,101	1,616,361	6.46	4,080	23,536	5.77
<i>Finfish, Frozen Other form</i>	101,250	419,372	4.14	20,250	71,180	3.52
Total for Hoki	351,351	2,035,733		24,330	94,716	
Kingfish, Yellowtail						
<i>Finfish, Chilled Headed and Guttled</i>	177	1,692	9.56			
Total for Kingfish, Yellowtail	177	1,692				
Ling						
<i>Finfish, Frozen Fillets</i>	2,000	18,935	9.47			
<i>Finfish, Frozen Other form</i>	4,800	24,172	5.04			
Total for Ling	6,800	43,107				
Mackerel, Jack						
<i>Finfish, Frozen Whole</i>	15,980	17,702	1.11			
Total for Mackerel, Jack	15,980	17,702				
Monkfish						
<i>Finfish, Frozen Fillets</i>	6,610	70,783	10.71			
Total for Monkfish	6,610	70,783				
Mussels						
<i>Mussels, Freeze-dried pwd</i>	200	10,272	51.36	200	10,272	51.36
<i>Mussels, HS Frozen</i>	337,321	1,848,058	5.48	38,453	186,105	4.84
<i>Mussels, Meat Frozen</i>	12,000	76,922	6.41			
Total for Mussels	349,521	1,935,252		38,653	196,377	
Oreo Dory, Smooth						
<i>Finfish, Frozen Fillets</i>	500	4,942	9.88			
Total for Oreo Dory, Smooth	500	4,942				
Paua						
<i>Other Molluscs, Canned or otherwise pr</i>	1,996	69,856	35.00			
Total for Paua	1,996	69,856				
Snapper						
<i>Finfish, Chilled Whole</i>	24	265	11.04			
Total for Snapper	24	265				
Squid						

<i>NETT</i>	<i>Jan 2009 -- Dec 2009</i>			<i>Month-to-Date: December - 2009</i>		
	<i>Weight (kg)</i>	<i>FOB* Value (\$NZ)</i>	<i>Unit Value</i>	<i>Weight (kg)</i>	<i>FOB* Value (\$NZ)</i>	<i>Unit Value</i>
Netherlands						
<i>Squid, Frozen Whole</i>	61,690	141,793	2.30			
Total for Squid	61,690	141,793				
Trevally						
<i>Finfish, Frozen Whole</i>	68,970	183,724	2.66			
Total for Trevally	68,970	183,724				
Total for Netherlands	878,044	4,616,882		66,983	316,617	

NETT	Jan 2009 -- Dec 2009			Month-to-Date: December - 2009		
	Weight (kg)	FOB* Value (\$NZ)	Unit Value	Weight (kg)	FOB* Value (\$NZ)	Unit Value
New Caledonia						
Cod, Red						
<i>Finfish, Frozen Fillets</i>	490	3,332	6.80			
Total for Cod, Red	490	3,332				
Crab						
<i>Other Crustacea, Canned or otherwise p</i>	6,050	36,165	5.98			
<i>Other Crustacea, Live, Chilled or Frozen</i>	100	489	4.89			
Total for Crab	6,150	36,654				
Fish cakes						
<i>Finfish, Processed Other</i>	20,735	131,426	6.34	650	4,194	6.45
Total for Fish cakes	20,735	131,426		650	4,194	
Fish fingers						
<i>Finfish, Processed Other</i>	10,530	107,883	10.25	720	9,277	12.88
Total for Fish fingers	10,530	107,883		720	9,277	
Fish Flours,meals,pellets						
<i>Finfish, Processed Flours,meals,pellets</i>	1,600	6,683	4.18	1,600	6,683	4.18
Total for Fish Flours,meals,pelle	1,600	6,683		1,600	6,683	
Flounder						
<i>Finfish, Frozen Other form</i>	10	57	5.70			
Total for Flounder	10	57				
Groper						
<i>Finfish, Chilled Headed and Guttled</i>	138	2,418	17.52			
Total for Groper	138	2,418				
Hoki						
<i>Finfish, Frozen Fillets</i>	36,047	293,108	8.13	2,258	19,010	8.42
Total for Hoki	36,047	293,108		2,258	19,010	
Livers and Roe						
<i>Finfish, Chilled Whole</i>	43	633	14.72			
Total for Livers and Roe	43	633				
Monkfish (Stargazer)						
<i>Finfish, Chilled Headed and Guttled</i>	220	1,450	6.59	100	791	7.91
Total for Monkfish (Stargazer)	220	1,450		100	791	
Mussels						
<i>Mussels, HS Frozen</i>	15,102	113,754	7.53	156	1,077	6.90
<i>Mussels, Live</i>	77,077	236,081	3.06	26,539	83,943	3.16
<i>Mussels, Meat Frozen</i>	15,424	142,601	9.25			
<i>Mussels, Smoked</i>	10	310	31.00			
<i>Mussels, Whole Frozen</i>	6,031	19,773	3.28			
Total for Mussels	113,644	512,519		26,695	85,020	

NETT	Jan 2009 -- Dec 2009			Month-to-Date: December - 2009		
	Weight (kg)	FOB* Value (\$NZ)	Unit Value	Weight (kg)	FOB* Value (\$NZ)	Unit Value
New Caledonia						
Octopus						
<i>Other Molluscs, Live, Chilled or Frozen</i>	500	4,344	8.69	50	892	17.84
Total for Octopus	500	4,344		50	892	
Oreo Dory, Smooth						
<i>Finfish, Frozen Fillets</i>	10	114	11.40			
Total for Oreo Dory, Smooth	10	114				
Other chilled fillets						
<i>Finfish, Chilled Fillets</i>	410	8,451	20.61			
Total for Other chilled fillets	410	8,451				
Other chilled finfish						
<i>Finfish, Chilled Headed and Guttled</i>	120	1,662	13.85	20	277	13.85
Total for Other chilled finfish	120	1,662		20	277	
Other Fish Packed						
<i>Other,</i>	3,120	24,401	7.82			
Total for Other Fish Packed	3,120	24,401				
Other Flatfish						
<i>Finfish, Chilled Other form</i>	100	1,061	10.61	20	196	9.80
Total for Other Flatfish	100	1,061		20	196	
Other frozen fillets						
<i>Finfish, Frozen Fillets</i>	5	27	5.40			
Total for Other frozen fillets	5	27				
Other frozen finfish						
<i>Finfish, Frozen Headed and Guttled</i>	280	1,624	5.80			
<i>Finfish, Frozen Other form</i>	675	6,844	10.14			
Total for Other frozen finfish	955	8,468				
Other invertebrate						
<i>Other Molluscs, Live, Chilled or Frozen</i>	8	684	85.50			
Total for Other invertebrate	8	684				
Other Molluscs						
<i>Other Molluscs, Canned or otherwise pr</i>	250	1,365	5.46			
<i>Other Molluscs, Live, Chilled or Frozen</i>	4,055	25,192	6.21			
Total for Other Molluscs	4,305	26,557				
Other preparations						
<i>Other,</i>	45,252	320,105	7.07	3,053	21,004	6.88
Total for Other preparations	45,252	320,105		3,053	21,004	
Oysters						
<i>Oysters, Chilled or Frozen</i>	171,230	1,206,309	7.04	82,286	595,960	7.24
Total for Oysters	171,230	1,206,309		82,286	595,960	

NETT	Jan 2009 -- Dec 2009			Month-to-Date: December - 2009		
	Weight (kg)	FOB* Value (\$NZ)	Unit Value	Weight (kg)	FOB* Value (\$NZ)	Unit Value

New Caledonia

Salmon

<i>Finfish, Processed Cans or Jars, Whole o</i>	2	297	148.50	1	198	198.00
<i>Finfish, Processed Other</i>	144	427	2.97	96	285	2.97
Total for Salmon	146	724		97	483	

Salmon, Pacific

<i>Finfish, Chilled Headed and Guttled</i>	724	15,017	20.74			
<i>Finfish, Chilled Other form</i>	630	17,909	28.43	101	2,013	19.93
<i>Finfish, Chilled Whole</i>	12,302	208,635	16.96	2,907	49,462	17.01
<i>Finfish, Processed Smoked</i>	375	17,885	47.69	200	9,100	45.50
Total for Salmon, Pacific	14,031	259,446		3,208	60,575	

Salmon, Sockeye

<i>Finfish, Frozen Other form</i>	298	4,727	15.86	298	4,727	15.86
Total for Salmon, Sockeye	298	4,727		298	4,727	

Salmonidae

<i>Finfish, Chilled Fillets</i>	3,233	67,371	20.84	164	3,486	21.26
<i>Finfish, Frozen Fillets</i>	14,943	300,090	20.08			
Total for Salmonidae	18,176	367,461		164	3,486	

Scallops

<i>Other Molluscs, Live, Chilled or Frozen</i>	910	31,982	35.15	50	757	15.14
Total for Scallops	910	31,982		50	757	

Shrimps & Prawns

<i>Other Crustacea, Live, Chilled or Frozen</i>	6	693	115.50			
Total for Shrimps & Prawns	6	693				

Snapper

<i>Finfish, Frozen Headed and Guttled</i>	10	74	7.40			
Total for Snapper	10	74				

Sole

<i>Finfish, Frozen Whole</i>	2,190	14,151	6.46			
Total for Sole	2,190	14,151				

Sole, Lemon

<i>Finfish, Frozen Whole</i>	200	1,620	8.10			
Total for Sole, Lemon	200	1,620				

Sole, New Zealand

<i>Finfish, Frozen Headed and Guttled</i>	100	548	5.48			
<i>Finfish, Frozen Other form</i>	10	45	4.50			
<i>Finfish, Frozen Whole</i>	3,600	20,186	5.61	200	1,248	6.24
Total for Sole, New Zealand	3,710	20,779		200	1,248	

Squid

<i>Squid, Frozen Other Form</i>	2,838	14,732	5.19			
---------------------------------	-------	--------	------	--	--	--

<i>NETT</i>	<i>Jan 2009 -- Dec 2009</i>			<i>Month-to-Date: December - 2009</i>		
	<i>Weight (kg)</i>	<i>FOB* Value (\$NZ)</i>	<i>Unit Value</i>	<i>Weight (kg)</i>	<i>FOB* Value (\$NZ)</i>	<i>Unit Value</i>
New Caledonia						
<i>Squid, Frozen Tubes/Steaks</i>	14,304	126,128	8.82	1,112	10,654	9.58
<i>Squid, Frozen Whole</i>	5,324	13,933	2.62			
<i>Squid, Other not chl/frz</i>	4,062	9,113	2.24			
Total for Squid	26,528	163,906		1,112	10,654	
Surimi, Other species						
<i>Finfish, Surimi Other</i>	1,710	8,178	4.78	300	1,500	5.00
Total for Surimi, Other species	1,710	8,178		300	1,500	
Total for New Caledonia	483,537	3,572,087		122,881	826,734	

<i>NETT</i>	<i>Jan 2009 -- Dec 2009</i>			<i>Month-to-Date: December - 2009</i>		
	<i>Weight (kg)</i>	<i>FOB* Value (\$NZ)</i>	<i>Unit Value</i>	<i>Weight (kg)</i>	<i>FOB* Value (\$NZ)</i>	<i>Unit Value</i>
Nigeria						
Mackerel, Jack						
<i>Finfish, Frozen Whole</i>	3,936,420	3,467,003	0.88	939,420	834,557	0.89
Total for Mackerel, Jack	3,936,420	3,467,003		939,420	834,557	
Total for Nigeria	3,936,420	3,467,003		939,420	834,557	

NETT	Jan 2009 -- Dec 2009			Month-to-Date: December - 2009		
	Weight (kg)	FOB* Value (\$NZ)	Unit Value	Weight (kg)	FOB* Value (\$NZ)	Unit Value
Niue						
Crab						
<i>Other Crustacea, Canned or otherwise p</i>	300	1,044	3.48			
Total for Crab	300	1,044				
Cuttle fish						
<i>Other Molluscs, Live, Chilled or Frozen</i>	110	702	6.38			
Total for Cuttle fish	110	702				
Fish cakes						
<i>Finfish, Processed Other</i>	374	2,390	6.39	48	441	9.19
Total for Fish cakes	374	2,390		48	441	
Fish fingers						
<i>Finfish, Processed Other</i>	96	477	4.97			
Total for Fish fingers	96	477				
Hoki						
<i>Finfish, Frozen Whole</i>	48	237	4.94			
Total for Hoki	48	237				
KahBarrTuna pack other						
<i>Finfish, Processed Packed</i>	98	1,488	15.18	86	790	9.19
Total for KahBarrTuna pack oth	98	1,488		86	790	
Mackerel						
<i>Finfish, Processed Cans or Jars, Whole o</i>	2,583	14,039	5.44	204	1,040	5.10
Total for Mackerel	2,583	14,039		204	1,040	
Mussels						
<i>Mussels, HS Frozen</i>	77	1,298	16.86			
<i>Mussels, Pre'ed/Marinated</i>	233	2,308	9.91	125	1,376	11.01
Total for Mussels	310	3,606		125	1,376	
Other preparations						
<i>Other,</i>	19	208	10.95			
Total for Other preparations	19	208				
Other prepared can, jar						
<i>Other,</i>	20	48	2.40			
Total for Other prepared can, jar	20	48				
Other species can, jar						
<i>Other,</i>	135	4,593	34.02	20	1,217	60.85
Total for Other species can, jar	135	4,593		20	1,217	
Salmon						
<i>Finfish, Processed Cans or Jars, Whole o</i>	1,236	39,909	32.29	142	5,912	41.63
Total for Salmon	1,236	39,909		142	5,912	

NETT	Jan 2009 -- Dec 2009			Month-to-Date: December - 2009		
	Weight (kg)	FOB* Value (\$NZ)	Unit Value	Weight (kg)	FOB* Value (\$NZ)	Unit Value
Niue						
Sardines						
<i>Finfish, Processed Cans or Jars, Minced</i>	26	1,120	43.08			
<i>Finfish, Processed Cans or Jars, Whole o</i>	95	1,578	16.61	43	971	22.58
Total for Sardines	121	2,698		43	971	
Shrimps & Prawns						
<i>Other Crustacea, Live, Chilled or Frozen</i>	485	6,262	12.91	94	936	9.96
Total for Shrimps & Prawns	485	6,262		94	936	
Squid						
<i>Squid, Frozen Other Form</i>	3,750	10,455	2.79			
Total for Squid	3,750	10,455				
Tuna, Yellowfin						
<i>Finfish, Processed Cans or Jars, Whole o</i>	2,860	23,066	8.07			
Total for Tuna, Yellowfin	2,860	23,066				
Total for Niue	12,545	111,222		762	12,683	

NETT	Jan 2009 -- Dec 2009			Month-to-Date: December - 2009		
	Weight (kg)	FOB* Value (\$NZ)	Unit Value	Weight (kg)	FOB* Value (\$NZ)	Unit Value
Norfolk Island						
Elephant Fish						
<i>Finfish, Frozen Fillets</i>	500	2,981	5.96			
Total for Elephant Fish	500	2,981				
Fillet Salted or in Brine						
<i>Finfish, Processed Smoked, Dried, Salte</i>	3	572	190.67			
Total for Fillet Salted or in Brine	3	572				
Flounder						
<i>Finfish, Frozen Headed and Guttred</i>	20	112	5.60			
Total for Flounder	20	112				
Mackerel						
<i>Finfish, Processed Cans or Jars, Whole o</i>	323	3,469	10.74			
Total for Mackerel	323	3,469				
Mussels						
<i>Mussels, HS Frozen</i>	180	1,474	8.19			
<i>Mussels, Meat Chilled/Frsh</i>	193	1,824	9.45	123	1,337	10.87
<i>Mussels, Meat Frozen</i>	300	2,593	8.64			
Total for Mussels	673	5,891		123	1,337	
Octopus						
<i>Other Molluscs, Live, Chilled or Frozen</i>	20	200	10.00			
Total for Octopus	20	200				
Other can, jar						
<i>Other,</i>	521	2,978	5.72			
Total for Other can, jar	521	2,978				
Other frozen fillets						
<i>Finfish, Frozen Fillets</i>	1,000	5,586	5.59			
Total for Other frozen fillets	1,000	5,586				
Oysters						
<i>Oysters, Chilled or Frozen</i>	3,110	16,286	5.24	1,680	4,141	2.46
Total for Oysters	3,110	16,286		1,680	4,141	
Scallops						
<i>Other Molluscs, Live, Chilled or Frozen</i>	424	4,799	11.32			
Total for Scallops	424	4,799				
Shrimps & Prawns						
<i>Other Crustacea, Canned or otherwise p</i>	41	409	9.98			
<i>Other Crustacea, Live, Chilled or Frozen</i>	2,414	44,924	18.61			
Total for Shrimps & Prawns	2,455	45,333				
Squid						
<i>Squid, Frozen Other Form</i>	400	2,380	5.95			

NETT	Jan 2009 -- Dec 2009			Month-to-Date: December - 2009		
	Weight (kg)	FOB* Value (\$NZ)	Unit Value	Weight (kg)	FOB* Value (\$NZ)	Unit Value
Norfolk Island						
<i>Squid, Frozen Tubes/Steaks</i>	13	185	14.23			
Total for Squid	413	2,565				
Surimi, Other species						
<i>Finfish, Surimi Other</i>	338	2,633	7.79			
Total for Surimi, Other species	338	2,633				
Tuna, Yellowfin						
<i>Finfish, Processed Cans or Jars, Whole o</i>	1,365	12,444	9.12			
Total for Tuna, Yellowfin	1,365	12,444				
Whitebait						
<i>Finfish, Frozen Whole</i>	18	347	19.28			
Total for Whitebait	18	347				
Total for Norfolk Island	11,183	106,196		1,803	5,478	

NETT	Jan 2009 -- Dec 2009			Month-to-Date: December - 2009		
	Weight (kg)	FOB* Value (\$NZ)	Unit Value	Weight (kg)	FOB* Value (\$NZ)	Unit Value
Norway						
Bluenose						
<i>Finfish, Chilled Whole</i>	45	533	11.84			
Total for Bluenose	45	533				
Cod, Blue						
<i>Finfish, Frozen Fillets</i>	3	63	21.00			
Total for Cod, Blue	3	63				
Groper						
<i>Finfish, Chilled Whole</i>	46	623	13.54			
Total for Groper	46	623				
Gurnard						
<i>Finfish, Chilled Whole</i>	76	724	9.53			
Total for Gurnard	76	724				
John Dory						
<i>Finfish, Chilled Whole</i>	29	365	12.59			
Total for John Dory	29	365				
Kingfish, Yellowtail						
<i>Finfish, Chilled Whole</i>	54	657	12.17			
Total for Kingfish, Yellowtail	54	657				
Monkfish						
<i>Finfish, Frozen Fillets</i>	2,095	28,981	13.83			
Total for Monkfish	2,095	28,981				
Mussels						
<i>Mussels, Freeze-dried pwd</i>	990	109,669	110.78			
<i>Mussels, HS Frozen</i>	56,706	347,671	6.13			
Total for Mussels	57,696	457,340				
Other chilled finfish						
<i>Finfish, Chilled Headed and Guttled</i>	14	216	15.43			
<i>Finfish, Chilled Whole</i>	5	46	9.20			
Total for Other chilled finfish	19	262				
Other Molluscs						
<i>Other Molluscs, Canned or otherwise pr</i>	1,000	6,910	6.91			
Total for Other Molluscs	1,000	6,910				
Other preparations						
<i>Other,</i>	30,962	193,688	6.26			
Total for Other preparations	30,962	193,688				
Snapper						
<i>Finfish, Chilled Whole</i>	219	2,689	12.28			
Total for Snapper	219	2,689				

<i>NETT</i>	<i>Jan 2009 -- Dec 2009</i>			<i>Month-to-Date: December - 2009</i>		
	<i>Weight (kg)</i>	<i>FOB* Value (\$NZ)</i>	<i>Unit Value</i>	<i>Weight (kg)</i>	<i>FOB* Value (\$NZ)</i>	<i>Unit Value</i>
Norway						
Tarakihi						
<i>Finfish, Chilled Whole</i>	24	242	10.08			
<i>Finfish, Frozen Fillets</i>	3	31	10.33			
Total for Tarakihi	27	273				
Trevally						
<i>Finfish, Chilled Whole</i>	27	250	9.26			
Total for Trevally	27	250				
Total for Norway	92,298	693,358				

<i>NETT</i>	<i>Jan 2009 -- Dec 2009</i>			<i>Month-to-Date: December - 2009</i>		
	<i>Weight (kg)</i>	<i>FOB* Value (\$NZ)</i>	<i>Unit Value</i>	<i>Weight (kg)</i>	<i>FOB* Value (\$NZ)</i>	<i>Unit Value</i>
Pakistan						
Salmon						
<i>Finfish, Processed Cans or Jars, Whole o</i>	50	273	5.46			
Total for Salmon	50	273				
Tuna, Yellowfin						
<i>Finfish, Processed Cans or Jars, Whole o</i>	199	1,247	6.27			
Total for Tuna, Yellowfin	199	1,247				
Total for Pakistan	249	1,520				

<i>NETT</i>	<i>Jan 2009 -- Dec 2009</i>			<i>Month-to-Date: December - 2009</i>		
	<i>Weight (kg)</i>	<i>FOB* Value (\$NZ)</i>	<i>Unit Value</i>	<i>Weight (kg)</i>	<i>FOB* Value (\$NZ)</i>	<i>Unit Value</i>
Panama						
Mussels						
<i>Mussels, HS Frozen</i>	16,788	101,885	6.07			
Total for Mussels	16,788	101,885				
Total for Panama	16,788	101,885				

NETT	Jan 2009 -- Dec 2009			Month-to-Date: December - 2009		
	Weight (kg)	FOB* Value (\$NZ)	Unit Value	Weight (kg)	FOB* Value (\$NZ)	Unit Value

Papua New Guinea

Barracouta

<i>Finfish, Frozen Fillets</i>	851,602	2,335,937	2.74	31,140	76,573	2.46
<i>Finfish, Frozen Headed and Guttled</i>	98,240	225,365	2.29			
<i>Finfish, Frozen Other form</i>	19,000	50,383	2.65			
Total for Barracouta	968,842	2,611,685		31,140	76,573	

Cod, Red

<i>Finfish, Frozen Fillets</i>	2,010	7,750	3.86			
<i>Finfish, Frozen Headed and Guttled</i>	48,760	58,649	1.20			
Total for Cod, Red	50,770	66,399				

Crab

<i>Other Crustacea, Canned or otherwise p</i>	2,352	14,720	6.26			
<i>Other Crustacea, Live, Chilled or Frozen</i>	20	423	21.15			
Total for Crab	2,372	15,143				

Finfish, other fish meat

<i>Finfish, Processed Other</i>	23,515	27,917	1.19			
Total for Finfish, other fish meat	23,515	27,917				

Fish cakes

<i>Finfish, Processed Other</i>	636	3,189	5.01	36	194	5.39
Total for Fish cakes	636	3,189		36	194	

Fish fingers

<i>Finfish, Processed Other</i>	3,054	21,329	6.98	259	2,232	8.62
Total for Fish fingers	3,054	21,329		259	2,232	

Flounder

<i>Finfish, Frozen Whole</i>	1,150	1,494	1.30			
Total for Flounder	1,150	1,494				

Hoki

<i>Finfish, Frozen Fillets</i>	4,423	9,407	2.13			
Total for Hoki	4,423	9,407				

Kahawai

<i>Finfish, Frozen Whole</i>	100	219	2.19			
Total for Kahawai	100	219				

Mackerel

<i>Finfish, Processed Cans or Jars, Whole o</i>	608	4,740	7.80			
Total for Mackerel	608	4,740				

Mussels

<i>Mussels, HS Frozen</i>	4,936	33,165	6.72	180	1,120	6.22
<i>Mussels, Meat Frozen</i>	107	961	8.98	11	161	14.64
<i>Mussels, Other not L/Ch/Fz</i>	184	4,158	22.60			
<i>Mussels, Whole Frozen</i>	1,100	2,393	2.18	500	1,498	3.00

NETT	Jan 2009 -- Dec 2009			Month-to-Date: December - 2009		
	Weight (kg)	FOB* Value (\$NZ)	Unit Value	Weight (kg)	FOB* Value (\$NZ)	Unit Value
Papua New Guinea						
Total for Mussels	6,327	40,677		691	2,779	
Octopus						
Other Molluscs, Live, Chilled or Frozen	349	2,682	7.68			
Total for Octopus	349	2,682				
Other preparations						
Other,	1,631	17,541	10.75	207	1,135	5.48
Total for Other preparations	1,631	17,541		207	1,135	
Oysters						
Oysters, Chilled or Frozen	6,550	59,001	9.01	350	3,246	9.27
Total for Oysters	6,550	59,001		350	3,246	
Salmon, Pacific						
Finfish, Processed Smoked	2,176	70,408	32.36			
Total for Salmon, Pacific	2,176	70,408				
Sardines						
Finfish, Processed Cans or Jars, Whole o	102	910	8.92			
Total for Sardines	102	910				
Scallops						
Other Molluscs, Live, Chilled or Frozen	474	8,228	17.36			
Total for Scallops	474	8,228				
Shrimps & Prawns						
Other Crustacea, Live, Chilled or Frozen	575	9,928	17.27	10	182	18.20
Total for Shrimps & Prawns	575	9,928		10	182	
Squid						
Squid, Frozen Other Form	150	1,408	9.39			
Squid, Frozen Tubes/Steaks	9,890	63,849	6.46			
Squid, Frozen Whole	5,635	15,867	2.82			
Squid, Other not chl/frz	305	3,300	10.82	31	188	6.06
Total for Squid	15,980	84,424		31	188	
Surimi, Other species						
Finfish, Surimi Other	1,650	10,607	6.43			
Total for Surimi, Other species	1,650	10,607				
Tuna, Yellowfin						
Finfish, Processed Cans or Jars, Whole o	405	3,238	8.00			
Total for Tuna, Yellowfin	405	3,238				
Total for Papua New Guinea	1,091,689	3,069,166		32,724	86,529	

<i>NETT</i>	<i>Jan 2009 -- Dec 2009</i>			<i>Month-to-Date: December - 2009</i>		
	<i>Weight (kg)</i>	<i>FOB* Value (\$NZ)</i>	<i>Unit Value</i>	<i>Weight (kg)</i>	<i>FOB* Value (\$NZ)</i>	<i>Unit Value</i>
Peru						
Mackerel, Jack						
<i>Finfish, Frozen Whole</i>	54,000	46,813	0.87			
Total for Mackerel, Jack	54,000	46,813				
Total for Peru	54,000	46,813				

NETT	Jan 2009 -- Dec 2009			Month-to-Date: December - 2009		
	Weight (kg)	FOB* (\$NZ)	Value Unit Value	Weight (kg)	FOB* (\$NZ)	Value Unit Value

Philippines

Barracouta

<i>Finfish, Frozen Fillets</i>	10	79	7.90			
Total for Barracouta	10	79				

Cod, Red

<i>Finfish, Frozen Headed and Guttled</i>	10	79	7.90			
Total for Cod, Red	10	79				

Elephant Fish

<i>Finfish, Frozen Other form</i>	361	5,957	16.50			
Total for Elephant Fish	361	5,957				

Finfish, other fish meat

<i>Finfish, Processed Other</i>	532	14,788	27.80			
Total for Finfish, other fish meat	532	14,788				

Fish cakes

<i>Finfish, Processed Other</i>	210	950	4.52			
Total for Fish cakes	210	950				

Fish prod unfit for human

<i>Finfish, Processed Other</i>	80,010	86,369	1.08			
Total for Fish prod unfit for hum	80,010	86,369				

Ghostshark

<i>Finfish, Frozen Other form</i>	19	216	11.37			
Total for Ghostshark	19	216				

Hoki

<i>Finfish, Frozen Headed and Guttled</i>	36,400	102,175	2.81			
Total for Hoki	36,400	102,175				

Kahawai

<i>Finfish, Frozen Whole</i>	15,200	12,377	0.81			
Total for Kahawai	15,200	12,377				

Ling

<i>Finfish, Frozen Fillets</i>	11,998	101,431	8.45	7,000	69,620	9.95
<i>Finfish, Frozen Other form</i>	20	50	2.50			
Total for Ling	12,018	101,481		7,000	69,620	

Mackerel, Blue

<i>Finfish, Frozen Whole</i>	1,925,650	1,721,120	0.89	1,293,850	1,176,198	0.91
Total for Mackerel, Blue	1,925,650	1,721,120		1,293,850	1,176,198	

Mackerel, Jack

<i>Finfish, Frozen Headed and Guttled</i>	19,008	23,183	1.22			
<i>Finfish, Frozen Other form</i>	150	189	1.26			
Total for Mackerel, Jack	19,158	23,372				

NETT	Jan 2009 -- Dec 2009			Month-to-Date: December - 2009		
	Weight (kg)	FOB* Value (\$NZ)	Unit Value	Weight (kg)	FOB* Value (\$NZ)	Unit Value
Philippines						
Mussels						
<i>Mussels, HS Frozen</i>	68,084	379,180	5.57	9,915	49,385	4.98
<i>Mussels, Meat Frozen</i>	120	778	6.48			
<i>Mussels, Whole Frozen</i>	9,276	45,555	4.91			
Total for Mussels	77,480	425,513		9,915	49,385	
Other Dogfish/Shark						
<i>Finfish, Frozen Other form</i>	1,983	51,889	26.17			
Total for Other Dogfish/Shark	1,983	51,889				
Other Flatfish						
<i>Finfish, Frozen Whole</i>	10	79	7.90			
Total for Other Flatfish	10	79				
Other preparations						
<i>Other,</i>	1,725	11,960	6.93			
Total for Other preparations	1,725	11,960				
Oysters						
<i>Oysters, Chilled or Frozen</i>	1,080	9,616	8.90			
Total for Oysters	1,080	9,616				
School shark						
<i>Finfish, Frozen Other form</i>	15,332	287,254	18.74			
Total for School shark	15,332	287,254				
Snapper						
<i>Finfish, Frozen Whole</i>	10	79	7.90			
Total for Snapper	10	79				
Sole, Lemon						
<i>Finfish, Frozen Whole</i>	10	79	7.90			
Total for Sole, Lemon	10	79				
Sole, New Zealand						
<i>Finfish, Frozen Whole</i>	10	79	7.90			
Total for Sole, New Zealand	10	79				
Southern Blue Whiting						
<i>Finfish, Frozen Fillets</i>	510	3,974	7.79			
Total for Southern Blue Whiting	510	3,974				
Spiny Dogfish						
<i>Finfish, Frozen Other form</i>	3,380	69,922	20.69			
Total for Spiny Dogfish	3,380	69,922				
Spotted Dogfish (Rig)						
<i>Finfish, Frozen Other form</i>	3,130	42,211	13.49			
Total for Spotted Dogfish (Rig)	3,130	42,211				

<i>NETT</i>	<i>Jan 2009 -- Dec 2009</i>			<i>Month-to-Date: December - 2009</i>		
	<i>Weight (kg)</i>	<i>FOB* (\$NZ)</i>	<i>Value Unit Value</i>	<i>Weight (kg)</i>	<i>FOB* (\$NZ)</i>	<i>Value Unit Value</i>
Philippines						
Squid						
<i>Squid, Frozen Whole</i>	39,380	53,575	1.36			
Total for Squid	39,380	53,575				
Swordfish						
<i>Finfish, Frozen Fillets</i>	305	3,797	12.45			
Total for Swordfish	305	3,797				
Total for Philippines	2,233,923	3,028,990		1,310,765	1,295,203	

NETT	Jan 2009 -- Dec 2009			Month-to-Date: December - 2009		
	Weight (kg)	FOB* Value (\$NZ)	Unit Value	Weight (kg)	FOB* Value (\$NZ)	Unit Value
Poland						
Finfish, minced blocks						
<i>Finfish, Processed Other</i>	157,763	111,129	0.70			
Total for Finfish, minced blocks	157,763	111,129				
Hoki						
<i>Finfish, Frozen Whole</i>	2,543	1,643	0.65			
Total for Hoki	2,543	1,643				
Ling						
<i>Finfish, Frozen Headed and Guttled</i>	14,573	45,557	3.13			
<i>Finfish, Frozen Other form</i>	12,942	44,745	3.46			
Total for Ling	27,515	90,302				
Mackerel, Jack						
<i>Finfish, Frozen Fillets</i>	52,580	96,814	1.84			
<i>Finfish, Frozen Headed and Guttled</i>	17,600	37,885	2.15			
<i>Finfish, Frozen Other form</i>	68,600	135,019	1.97	17,360	32,264	1.86
Total for Mackerel, Jack	138,780	269,718		17,360	32,264	
Mussels						
<i>Mussels, Freeze-dried pwd</i>	99	11,911	120.31			
Total for Mussels	99	11,911				
Other frozen finfish						
<i>Finfish, Frozen Other form</i>	97,360	140,077	1.44			
Total for Other frozen finfish	97,360	140,077				
Total for Poland	424,060	624,780		17,360	32,264	

NETT	Jan 2009 -- Dec 2009			Month-to-Date: December - 2009		
	Weight (kg)	FOB* (\$NZ)	Value Unit Value	Weight (kg)	FOB* (\$NZ)	Value Unit Value
Portugal						
Bluenose						
<i>Finfish, Frozen Headed and Guttled</i>	1,600	15,211	9.51			
<i>Finfish, Frozen Other form</i>	3,848	24,818	6.45			
Total for Bluenose	5,448	40,029				
Cod, Red						
<i>Finfish, Frozen Headed and Guttled</i>	9,248	33,255	3.60			
<i>Finfish, Frozen Other form</i>	16,288	32,621	2.00			
Total for Cod, Red	25,536	65,876				
Eels						
<i>Finfish, Frozen Other form</i>	2,865	7,389	2.58	2,865	7,389	2.58
Total for Eels	2,865	7,389		2,865	7,389	
Groper						
<i>Finfish, Frozen Headed and Guttled</i>	1,216	8,361	6.88			
<i>Finfish, Frozen Other form</i>	34,152	215,390	6.31	1,488	7,480	5.03
Total for Groper	35,368	223,751		1,488	7,480	
Hake						
<i>Finfish, Frozen Headed and Guttled</i>	113,767	888,451	7.81	16,776	103,873	6.19
<i>Finfish, Frozen Other form</i>	51,016	492,282	9.65			
Total for Hake	164,783	1,380,733		16,776	103,873	
Ling						
<i>Finfish, Frozen Fillets</i>	3,000	22,500	7.50	3,000	22,500	7.50
<i>Finfish, Frozen Headed and Guttled</i>	82,792	357,797	4.32			
<i>Finfish, Frozen Other form</i>	397,431	1,867,257	4.70	30,792	98,694	3.21
Total for Ling	483,223	2,247,554		33,792	121,194	
Mussels						
<i>Mussels, HS Frozen</i>	443,379	2,400,271	5.41	26,420	113,744	4.31
<i>Mussels, Meat Frozen</i>	4,588	37,856	8.25			
Total for Mussels	447,967	2,438,127		26,420	113,744	
Oreo Dory, Smooth						
<i>Finfish, Frozen Fillets</i>	9,220	79,903	8.67	6,220	51,105	8.22
Total for Oreo Dory, Smooth	9,220	79,903		6,220	51,105	
Other frozen finfish						
<i>Finfish, Frozen Headed and Guttled</i>	12,624	27,005	2.14	660	1,311	1.99
<i>Finfish, Frozen Other form</i>	3,288	5,722	1.74			
Total for Other frozen finfish	15,912	32,727		660	1,311	
Sea Bass						
<i>Finfish, Frozen Other form</i>	1,279	7,950	6.22			
Total for Sea Bass	1,279	7,950				
Skate						

<i>NETT</i>	<i>Jan 2009 -- Dec 2009</i>			<i>Month-to-Date: December - 2009</i>		
	<i>Weight (kg)</i>	<i>FOB* Value (\$NZ)</i>	<i>Unit Value</i>	<i>Weight (kg)</i>	<i>FOB* Value (\$NZ)</i>	<i>Unit Value</i>
Portugal						
<i>Finfish, Frozen Fillets</i>	16,184	45,225	2.79	8,000	29,400	3.68
Total for Skate	16,184	45,225		8,000	29,400	
Sole						
<i>Finfish, Frozen Other form</i>	11,510	49,369	4.29			
Total for Sole	11,510	49,369				
Sole, Lemon						
<i>Finfish, Frozen Other form</i>	7,030	16,340	2.32			
<i>Finfish, Frozen Whole</i>	38,620	209,319	5.42	920	3,384	3.68
Total for Sole, Lemon	45,650	225,659		920	3,384	
Sole, New Zealand						
<i>Finfish, Frozen Other form</i>	700	1,490	2.13			
<i>Finfish, Frozen Whole</i>	63,680	291,784	4.58	24,240	106,349	4.39
Total for Sole, New Zealand	64,380	293,274		24,240	106,349	
Warehou, Silver						
<i>Finfish, Frozen Other form</i>	7,800	31,672	4.06	4,800	17,590	3.66
Total for Warehou, Silver	7,800	31,672		4,800	17,590	
Total for Portugal	1,337,125	7,169,238		126,181	562,819	

<i>NETT</i>	<i>Jan 2009 -- Dec 2009</i>			<i>Month-to-Date: December - 2009</i>		
	<i>Weight (kg)</i>	<i>FOB* Value (\$NZ)</i>	<i>Unit Value</i>	<i>Weight (kg)</i>	<i>FOB* Value (\$NZ)</i>	<i>Unit Value</i>
Qatar						
Mussels						
<i>Mussels, HS Frozen</i>	7,848	59,961	7.64			
Total for Mussels	7,848	59,961				
Total for Qatar	7,848	59,961				

<i>NETT</i>	<i>Jan 2009 -- Dec 2009</i>			<i>Month-to-Date: December - 2009</i>		
	<i>Weight (kg)</i>	<i>FOB* Value (\$NZ)</i>	<i>Unit Value</i>	<i>Weight (kg)</i>	<i>FOB* Value (\$NZ)</i>	<i>Unit Value</i>
Reunion						
Mackerel, Jack						
<i>Finfish, Frozen Whole</i>	32,780	36,372	1.11			
Total for Mackerel, Jack	32,780	36,372				
Mussels						
<i>Mussels, HS Frozen</i>	400	9,174	22.94			
Total for Mussels	400	9,174				
Total for Reunion	33,180	45,546				

<i>NETT</i>	<i>Jan 2009 -- Dec 2009</i>			<i>Month-to-Date: December - 2009</i>		
	<i>Weight (kg)</i>	<i>FOB* Value (\$NZ)</i>	<i>Unit Value</i>	<i>Weight (kg)</i>	<i>FOB* Value (\$NZ)</i>	<i>Unit Value</i>
Romania						
Mackerel, Blue						
<i>Finfish, Frozen Whole</i>	50,200	42,787	0.85	50,200	42,787	0.85
Total for Mackerel, Blue	50,200	42,787		50,200	42,787	
Total for Romania	50,200	42,787		50,200	42,787	

NETT	Jan 2009 -- Dec 2009			Month-to-Date: December - 2009		
	Weight (kg)	FOB* (\$NZ)	Value Unit Value	Weight (kg)	FOB* (\$NZ)	Value Unit Value
Russia						
Barracouta						
<i>Finfish, Frozen Fillets</i>	20,000	51,365	2.57			
<i>Finfish, Frozen Headed and Guttled</i>	6,974	9,080	1.30			
<i>Finfish, Frozen Other form</i>	17,040	21,379	1.25			
Total for Barracouta	44,014	81,824				
Cod, Red						
<i>Finfish, Frozen Fillets</i>	1,630	6,559	4.02			
<i>Finfish, Frozen Headed and Guttled</i>	270,556	801,314	2.96	18,320	41,209	2.25
<i>Finfish, Frozen Other form</i>	75,922	166,866	2.20			
Total for Cod, Red	348,108	974,739		18,320	41,209	
Eels						
<i>Finfish, Frozen Headed and Guttled</i>	14,736	146,908	9.97			
<i>Finfish, Frozen Other form</i>	44,560	458,494	10.29	14,896	151,432	10.17
Total for Eels	59,296	605,402		14,896	151,432	
Ghostshark						
<i>Finfish, Frozen Headed and Guttled</i>	14,592	34,623	2.37			
Total for Ghostshark	14,592	34,623				
Ling						
<i>Finfish, Frozen Headed and Guttled</i>	80,448	376,361	4.68			
<i>Finfish, Frozen Other form</i>	91,078	322,513	3.54			
Total for Ling	171,526	698,874				
Mackerel, Blue						
<i>Finfish, Frozen Headed and Guttled</i>	41,624	124,364	2.99			
<i>Finfish, Frozen Other form</i>	909,220	2,014,595	2.22	114,120	228,217	2.00
Total for Mackerel, Blue	950,844	2,138,959		114,120	228,217	
Mackerel, Jack						
<i>Finfish, Frozen Fillets</i>	260,200	534,981	2.06			
<i>Finfish, Frozen Headed and Guttled</i>	547,316	1,307,692	2.39			
<i>Finfish, Frozen Other form</i>	854,152	1,675,144	1.96	118,800	193,518	1.63
Total for Mackerel, Jack	1,661,668	3,517,817		118,800	193,518	
Mussels						
<i>Mussels, HS Frozen</i>	517,698	2,774,513	5.36	18,490	80,584	4.36
Total for Mussels	517,698	2,774,513		18,490	80,584	
Oreo Dory, Other						
<i>Finfish, Frozen Whole</i>	476,060	456,313	0.96	33,260	30,800	0.93
Total for Oreo Dory, Other	476,060	456,313		33,260	30,800	
Other frozen finfish						
<i>Finfish, Frozen Headed and Guttled</i>	155,588	462,787	2.97			
<i>Finfish, Frozen Other form</i>	72,561	122,851	1.69			
<i>Finfish, Frozen Whole</i>	169,574	339,482	2.00			

NETT	Jan 2009 -- Dec 2009			Month-to-Date: December - 2009		
	Weight (kg)	FOB* Value (\$NZ)	Unit Value	Weight (kg)	FOB* Value (\$NZ)	Unit Value
Russia						
Total for Other frozen finfish	397,723	925,120				
Southern Blue Whiting						
Finfish, Frozen Other form	20,250	42,192	2.08			
Total for Southern Blue Whiting	20,250	42,192				
Spiny Dogfish						
Finfish, Frozen Other form	100,130	455,508	4.55			
Total for Spiny Dogfish	100,130	455,508				
Warehou, Silver						
Finfish, Frozen Headed and Guttled	143,856	543,299	3.78	46,656	171,474	3.68
Finfish, Frozen Other form	430,556	1,684,402	3.91	15,600	51,592	3.31
Total for Warehou, Silver	574,412	2,227,701		62,256	223,066	
Total for Russia	5,336,321	14,933,585		380,142	948,826	

NETT	Jan 2009 -- Dec 2009			Month-to-Date: December - 2009		
	Weight (kg)	FOB* Value (\$NZ)	Unit Value	Weight (kg)	FOB* Value (\$NZ)	Unit Value
Samoa						
Anchovies						
<i>Finfish, Processed Cans or Jars, Whole o</i>	6	330	55.00			
<i>Finfish, Processed Smoked, Dried, Salte</i>	111	3,365	30.32			
Total for Anchovies	117	3,695				
Crab						
<i>Other Crustacea, Canned or otherwise p</i>	620	4,480	7.23	120	980	8.17
<i>Other Crustacea, Live, Chilled or Frozen</i>	3,330	18,674	5.61			
Total for Crab	3,950	23,154		120	980	
Cuttle fish						
<i>Other Molluscs, Live, Chilled or Frozen</i>	96	888	9.25			
Total for Cuttle fish	96	888				
Fish cakes						
<i>Finfish, Processed Other</i>	3,440	16,266	4.73	342	1,224	3.58
Total for Fish cakes	3,440	16,266		342	1,224	
Fish fingers						
<i>Finfish, Processed Other</i>	250	1,428	5.71			
Total for Fish fingers	250	1,428				
Flounder						
<i>Finfish, Frozen Other form</i>	500	3,350	6.70			
<i>Finfish, Frozen Whole</i>	2,720	17,675	6.50			
Total for Flounder	3,220	21,025				
Hoki						
<i>Finfish, Frozen Whole</i>	39	349	8.95			
Total for Hoki	39	349				
KahBarrTuna pack other						
<i>Finfish, Processed Packed</i>	110	6,055	55.05			
Total for KahBarrTuna pack oth	110	6,055				
Mackerel						
<i>Finfish, Processed Cans or Jars, Whole o</i>	4,405	27,824	6.32	612	3,592	5.87
Total for Mackerel	4,405	27,824		612	3,592	
Mussels						
<i>Mussels, HS Frozen</i>	2,746	19,875	7.24			
<i>Mussels, Meat Frozen</i>	2,348	19,668	8.38			
<i>Mussels, not Live/Chilled</i>	182	1,510	8.30	2	79	39.50
<i>Mussels, Other not L/Ch/Fz</i>	55	291	5.29			
<i>Mussels, Pre'ed/Marinated</i>	86	802	9.33			
<i>Mussels, Proc in Can, Jar</i>	236	1,364	5.78			
<i>Mussels, Whole Frozen</i>	1,813	8,969	4.95			
Total for Mussels	7,466	52,479		2	79	

NETT	Jan 2009 -- Dec 2009			Month-to-Date: December - 2009		
	Weight (kg)	FOB* Value (\$NZ)	Unit Value	Weight (kg)	FOB* Value (\$NZ)	Unit Value
Samoa						
Octopus						
<i>Other Molluscs, Live, Chilled or Frozen</i>	70	675	9.64			
Total for Octopus	70	675				
Other can, jar						
<i>Other,</i>	131	1,345	10.27			
Total for Other can, jar	131	1,345				
Other Fish Packed						
<i>Other,</i>	40	301	7.53			
Total for Other Fish Packed	40	301				
Other frozen fillets						
<i>Finfish, Frozen Fillets</i>	32	313	9.78			
Total for Other frozen fillets	32	313				
Other Molluscs						
<i>Other Molluscs, Canned or otherwise pr</i>	5,120	22,265	4.35			
Total for Other Molluscs	5,120	22,265				
Other preparations						
<i>Other,</i>	299	2,425	8.11			
Total for Other preparations	299	2,425				
Oysters						
<i>Oysters, Chilled or Frozen</i>	1,015	8,204	8.08	140	1,610	11.50
Total for Oysters	1,015	8,204		140	1,610	
Salmon						
<i>Finfish, Processed Cans or Jars, Whole o</i>	2,126	21,328	10.03			
Total for Salmon	2,126	21,328				
Salmon, Pacific						
<i>Finfish, Chilled Whole</i>	18	350	19.44	18	350	19.44
<i>Finfish, Processed Smoked</i>	32	138	4.31			
Total for Salmon, Pacific	50	488		18	350	
Salmon, Sockeye						
<i>Finfish, Frozen Other form</i>	427	10,489	24.56			
Total for Salmon, Sockeye	427	10,489				
Salmonidae						
<i>Finfish, Chilled Fillets</i>	60	2,279	37.98			
Total for Salmonidae	60	2,279				
Sardines						
<i>Finfish, Processed Cans or Jars, Minced</i>	204	1,157	5.67	204	1,157	5.67
Total for Sardines	204	1,157		204	1,157	

NETT	Jan 2009 -- Dec 2009			Month-to-Date: December - 2009		
	Weight (kg)	FOB* Value (\$NZ)	Unit Value	Weight (kg)	FOB* Value (\$NZ)	Unit Value
Samoa						
Scallops						
<i>Other Molluscs, Canned or otherwise pr</i>	114	1,838	16.12			
<i>Other Molluscs, Live, Chilled or Frozen</i>	181	3,128	17.28			
Total for Scallops	295	4,966				
Shrimps & Prawns						
<i>Other Crustacea, Canned or otherwise p</i>	1,275	19,417	15.23	15	1,160	77.33
<i>Other Crustacea, Live, Chilled or Frozen</i>	9,031	148,265	16.42	60	1,014	16.90
Total for Shrimps & Prawns	10,306	167,682		75	2,174	
Squid						
<i>Squid, Chilled Whole/HG</i>	60	468	7.80			
<i>Squid, Frozen Other Form</i>	254	2,110	8.31	4	196	49.00
<i>Squid, Frozen Tubes/Steaks</i>	1,109	7,348	6.63	2	165	82.50
<i>Squid, Frozen Whole</i>	50	398	7.96			
<i>Squid, Other not chl/frz</i>	185	1,353	7.31	175	1,277	7.30
Total for Squid	1,658	11,677		181	1,638	
Surimi, Other species						
<i>Finfish, Surimi Other</i>	10,033	56,093	5.59	11	1,079	98.09
Total for Surimi, Other species	10,033	56,093		11	1,079	
Tuna, Other						
<i>Finfish, Processed Cans or Jars, Minced</i>	848	4,752	5.60			
Total for Tuna, Other	848	4,752				
Tuna, Yellowfin						
<i>Finfish, Processed Cans or Jars, Whole o</i>	2,116	24,316	11.49	157	1,194	7.61
Total for Tuna, Yellowfin	2,116	24,316		157	1,194	
Whitebait						
<i>Finfish, Frozen Whole</i>	90	725	8.06			
Total for Whitebait	90	725				
Total for Samoa	58,013	494,643		1,862	15,077	

<i>NETT</i>	<i>Jan 2009 -- Dec 2009</i>			<i>Month-to-Date: December - 2009</i>		
	<i>Weight (kg)</i>	<i>FOB* (\$NZ)</i>	<i>Value Unit</i>	<i>Weight (kg)</i>	<i>FOB* (\$NZ)</i>	<i>Value Unit</i>
San Marino						
Flounder						
<i>Finfish, Frozen Whole</i>	1,100	5,885	5.35			
Total for Flounder	1,100	5,885				
Total for San Marino	1,100	5,885				

NETT	Jan 2009 -- Dec 2009			Month-to-Date: December - 2009		
	Weight (kg)	FOB* Value (\$NZ)	Unit Value	Weight (kg)	FOB* Value (\$NZ)	Unit Value
Saudi Arabia						
Mackerel, Blue						
<i>Finfish, Frozen Whole</i>	24,000	27,239	1.13			
Total for Mackerel, Blue	24,000	27,239				
Mussels						
<i>Mussels, HS Frozen</i>	43,224	264,546	6.12	9,456	42,684	4.51
Total for Mussels	43,224	264,546		9,456	42,684	
Squid						
<i>Squid, Frozen Whole</i>	18,480	27,330	1.48			
Total for Squid	18,480	27,330				
Trevally						
<i>Finfish, Frozen Whole</i>	443,530	1,154,507	2.60	39,060	83,192	2.13
Total for Trevally	443,530	1,154,507		39,060	83,192	
Total for Saudi Arabia	529,234	1,473,622		48,516	125,876	

NETT	Jan 2009 -- Dec 2009			Month-to-Date: December - 2009		
	Weight (kg)	FOB* Value (\$NZ)	Unit Value	Weight (kg)	FOB* Value (\$NZ)	Unit Value
Singapore						
Alfonsino						
<i>Finfish, Frozen Headed and Guttled</i>	30	213	7.10			
<i>Finfish, Frozen Whole</i>	8,540	23,675	2.77			
Total for Alfonsino	8,570	23,888				
Antarctic Toothfish						
<i>Finfish, Frozen Other form</i>	1,841	38,755	21.05			
Total for Antarctic Toothfish	1,841	38,755				
Barracouta						
<i>Finfish, Frozen Headed and Guttled</i>	14,070	26,712	1.90			
<i>Finfish, Frozen Other form</i>	11,880	24,047	2.02			
Total for Barracouta	25,950	50,759				
Bluenose						
<i>Finfish, Chilled Headed and Guttled</i>	81	1,422	17.56			
<i>Finfish, Chilled Whole</i>	47	823	17.51			
Total for Bluenose	128	2,245				
Cockles						
<i>Other Molluscs, Live, Chilled or Frozen</i>	665	6,190	9.31	200	1,915	9.58
Total for Cockles	665	6,190		200	1,915	
Cod						
<i>Finfish, Chilled Headed and Guttled</i>	133	1,771	13.32			
Total for Cod	133	1,771				
Cod, Red						
<i>Finfish, Frozen Fillets</i>	100	944	9.44			
<i>Finfish, Frozen Other form</i>	2,000	4,886	2.44			
Total for Cod, Red	2,100	5,830				
Crustn, Molluscs extract						
<i>Other Crustacea, Canned or otherwise p</i>	25	1,645	65.80			
Total for Crustn, Molluscs extra	25	1,645				
Elephant Fish						
<i>Finfish, Frozen Other form</i>	3,750	62,760	16.74			
Total for Elephant Fish	3,750	62,760				
Fish cakes						
<i>Finfish, Processed Other</i>	320	2,409	7.53			
Total for Fish cakes	320	2,409				
Fish fingers						
<i>Finfish, Processed Other</i>	6,507	54,755	8.41	1,890	13,587	7.19
Total for Fish fingers	6,507	54,755		1,890	13,587	
Fish prod unfit for human						

NETT	Jan 2009 -- Dec 2009			Month-to-Date: December - 2009		
	Weight (kg)	FOB* Value (\$NZ)	Unit Value	Weight (kg)	FOB* Value (\$NZ)	Unit Value
Singapore						
<i>Finfish, Processed Other</i>	73,100	208,900	2.86			
Total for Fish prod unfit for hum	73,100	208,900				
Flounder						
<i>Finfish, Chilled Headed and Guttred</i>	12	209	17.42			
<i>Finfish, Chilled Whole</i>	160	2,039	12.74	23	304	13.22
<i>Finfish, Frozen Whole</i>	1,200	5,747	4.79			
Total for Flounder	1,372	7,995		23	304	
Gemfish						
<i>Finfish, Chilled Fillets</i>	10	100	10.00			
Total for Gemfish	10	100				
Ghostshark						
<i>Finfish, Frozen Other form</i>	2,150	27,280	12.69			
Total for Ghostshark	2,150	27,280				
Groper						
<i>Finfish, Chilled Headed and Guttred</i>	879	13,489	15.35	149	2,986	20.04
<i>Finfish, Chilled Whole</i>	330	4,757	14.42	67	905	13.51
<i>Finfish, Frozen Whole</i>	12	160	13.33			
Total for Groper	1,221	18,406		216	3,891	
Gurnard						
<i>Finfish, Chilled Whole</i>	356	3,302	9.28	11	107	9.73
<i>Finfish, Frozen Headed and Guttred</i>	6,486	48,645	7.50			
Total for Gurnard	6,842	51,947		11	107	
Hoki						
<i>Finfish, Chilled Fillets</i>	41	485	11.83	41	485	11.83
<i>Finfish, Frozen Fillets</i>	2,828	21,836	7.72	2,400	18,904	7.88
Total for Hoki	2,869	22,321		2,441	19,389	
John Dory						
<i>Finfish, Chilled Fillets</i>	138	1,870	13.55			
<i>Finfish, Chilled Headed and Guttred</i>	347	5,073	14.62			
<i>Finfish, Chilled Whole</i>	2,604	40,542	15.57	358	5,379	15.03
Total for John Dory	3,089	47,485		358	5,379	
Kingfish, Yellowtail						
<i>Finfish, Chilled Fillets</i>	39	1,418	36.36			
Total for Kingfish, Yellowtail	39	1,418				
Ling						
<i>Finfish, Chilled Fillets</i>	115	1,192	10.37	100	1,056	10.56
<i>Finfish, Frozen Fillets</i>	1,010	8,836	8.75			
Total for Ling	1,125	10,028		100	1,056	
Mackerel						
<i>Finfish, Processed Smoked</i>	653	13,258	20.30	61	1,224	20.07

NETT	Jan 2009 -- Dec 2009			Month-to-Date: December - 2009		
	Weight (kg)	FOB* Value (\$NZ)	Unit Value	Weight (kg)	FOB* Value (\$NZ)	Unit Value
Singapore						
Total for Mackerel	653	13,258		61	1,224	
Monkfish						
<i>Finfish, Chilled Fillets</i>	40	290	7.25			
<i>Finfish, Frozen Fillets</i>	10	123	12.30			
<i>Finfish, Frozen Whole</i>	10	37	3.70			
Total for Monkfish	60	450				
Monkfish (Stargazer)						
<i>Finfish, Chilled Headed and Guttled</i>	42	603	14.36	10	87	8.70
<i>Finfish, Chilled Whole</i>	12	103	8.58			
<i>Finfish, Frozen Headed and Guttled</i>	40	375	9.38			
<i>Finfish, Frozen Other form</i>	100	1,200	12.00			
Total for Monkfish (Stargazer)	194	2,281		10	87	
Mussels						
<i>Mussels, Crumbed, Battered</i>	12,828	123,026	9.59	2,586	20,954	8.10
<i>Mussels, Freeze-dried pwd</i>	35	5,356	153.03			
<i>Mussels, HS Fresh/Chld</i>	3,953	23,442	5.93			
<i>Mussels, HS Frozen</i>	446,554	2,613,126	5.85	15,457	55,670	3.60
<i>Mussels, Live</i>	5,497	31,955	5.81	810	5,349	6.60
<i>Mussels, Meat Frozen</i>	6,838	45,027	6.58	1,600	10,908	6.82
<i>Mussels, Other not L/Ch/Fz</i>	20	78	3.90			
<i>Mussels, Pre'ed/Marinated</i>	363	12,012	33.09	53	1,698	32.04
<i>Mussels, Smoked</i>	342	11,267	32.94	48	1,575	32.81
<i>Mussels, Whole Chilled</i>	4,284	22,892	5.34	222	1,144	5.15
<i>Mussels, Whole Frozen</i>	6,290	24,963	3.97			
Total for Mussels	487,004	2,913,144		20,776	97,298	
Orange Roughy						
<i>Finfish, Chilled Fillets</i>	212	5,981	28.21	50	1,937	38.74
<i>Finfish, Frozen Fillets</i>	20	350	17.50			
Total for Orange Roughy	232	6,331		50	1,937	
Other chilled finfish						
<i>Finfish, Chilled Headed and Guttled</i>	293	4,692	16.01	21	561	26.71
<i>Finfish, Chilled Other form</i>	4,369	61,273	14.02			
<i>Finfish, Chilled Whole</i>	903	10,331	11.44	71	959	13.51
Total for Other chilled finfish	5,565	76,296		92	1,520	
Other clams chilled						
<i>Other Molluscs, Live, Chilled or Frozen</i>	2,475	35,341	14.28	305	3,947	12.94
Total for Other clams chilled	2,475	35,341		305	3,947	
Other clams frozen						
<i>Other Molluscs, Live, Chilled or Frozen</i>	2,025	15,972	7.89	300	2,873	9.58
Total for Other clams frozen	2,025	15,972		300	2,873	
Other Crawfish, frozen						
<i>Other,</i>	68	2,170	31.91	8	664	83.00

<i>NETT</i>	<i>Jan 2009 -- Dec 2009</i>			<i>Month-to-Date: December - 2009</i>		
	<i>Weight (kg)</i>	<i>FOB* Value (\$NZ)</i>	<i>Unit Value</i>	<i>Weight (kg)</i>	<i>FOB* Value (\$NZ)</i>	<i>Unit Value</i>
Singapore						
Total for Other Crawfish, frozen	68	2,170		8	664	
Other Crustacea: Ch/Fzn						
<i>Other Crustacea, Live, Chilled or Frozen</i>	460	13,444	29.23			
Total for Other Crustacea: Ch/Fz	460	13,444				
Other Dogfish/Shark						
<i>Finfish, Frozen Other form</i>	1,185	73,094	61.68			
Total for Other Dogfish/Shark	1,185	73,094				
Other dried excl smoked						
<i>Other,</i>	3,338	550,742	164.99	155	19,062	122.98
Total for Other dried excl smoke	3,338	550,742		155	19,062	
Other Fish Packed						
<i>Other,</i>	1,050	8,672	8.26			
Total for Other Fish Packed	1,050	8,672				
Other frozen fillets						
<i>Finfish, Frozen Fillets</i>	581	18,274	31.45	20	751	37.55
Total for Other frozen fillets	581	18,274		20	751	
Other frozen finfish						
<i>Finfish, Frozen Whole</i>	290,940	796,055	2.74			
Total for Other frozen finfish	290,940	796,055				
Other invertebrate						
<i>Other Molluscs, Live, Chilled or Frozen</i>	491	20,193	41.13	491	20,193	41.13
Total for Other invertebrate	491	20,193		491	20,193	
Other Molluscs						
<i>Other Molluscs, Canned or otherwise pr</i>	2,350	15,758	6.71	400	1,989	4.97
<i>Other Molluscs, Live, Chilled or Frozen</i>	18,403	170,390	9.26	2,110	18,119	8.59
Total for Other Molluscs	20,753	186,148		2,510	20,108	
Other preparations						
<i>Other,</i>	325,874	2,042,821	6.27	30,356	168,373	5.55
Total for Other preparations	325,874	2,042,821		30,356	168,373	
Oysters						
<i>Oysters, Chilled or Frozen</i>	92,106	780,353	8.47	24,618	209,754	8.52
Total for Oysters	92,106	780,353		24,618	209,754	
Patagonian Toothfish						
<i>Finfish, Frozen Other form</i>	455,614	9,963,240	21.87	151,703	3,281,894	21.63
Total for Patagonian Toothfish	455,614	9,963,240		151,703	3,281,894	
Paua						
<i>Other Molluscs, Canned or otherwise pr</i>	246,552	10,967,148	44.48	100,251	4,597,531	45.86
<i>Other Molluscs, Live, Chilled or Frozen</i>	339	13,566	40.02	56	2,084	37.21

NETT	Jan 2009 -- Dec 2009			Month-to-Date: December - 2009		
	Weight (kg)	FOB* Value (\$NZ)	Unit Value	Weight (kg)	FOB* Value (\$NZ)	Unit Value
Singapore						
<i>Other Molluscs, Not Live/Chilled/Frozen</i>	83,318	3,919,527	47.04	41,141	1,557,535	37.86
Total for Paua	330,209	14,900,241		141,448	6,157,150	
Rock Lobster						
<i>Rock Lobster, Chilled Live</i>	20,260	1,466,031	72.36	2,362	155,857	65.99
<i>Rock Lobster, Frozen Other form</i>	482	21,141	43.86	180	9,090	50.50
<i>Rock Lobster, Frozen Tails</i>	315	14,992	47.59			
<i>Rock Lobster, Frozen Whole</i>	422	13,909	32.96			
Total for Rock Lobster	21,479	1,516,073		2,542	164,947	
Salmon						
<i>Finfish, Processed Other</i>	156	6,145	39.39			
Total for Salmon	156	6,145				
Salmon, Other						
<i>Finfish, Frozen Headed and Guttled</i>	500	4,438	8.88	500	4,438	8.88
Total for Salmon, Other	500	4,438		500	4,438	
Salmon, Pacific						
<i>Finfish, Chilled Headed and Guttled</i>	6,778	93,461	13.79	3,418	43,813	12.82
<i>Finfish, Chilled Other form</i>	375	11,772	31.39	37	720	19.46
<i>Finfish, Chilled Whole</i>	13,637	165,001	12.10	1,215	13,577	11.17
<i>Finfish, Processed Smoked</i>	8,530	423,001	49.59	868	46,889	54.02
Total for Salmon, Pacific	29,320	693,235		5,538	104,999	
Salmonidae						
<i>Finfish, Chilled Fillets</i>	1,247	27,045	21.69	732	15,060	20.57
<i>Finfish, Frozen Fillets</i>	13	432	33.23	1	21	21.00
Total for Salmonidae	1,260	27,477		733	15,081	
Scallops						
<i>Other Molluscs, Live, Chilled or Frozen</i>	10	51	5.10			
Total for Scallops	10	51				
School shark						
<i>Finfish, Frozen Other form</i>	12,740	685,615	53.82			
Total for School shark	12,740	685,615				
Shrimps & Prawns						
<i>Other Crustacea, Live, Chilled or Frozen</i>	1,018	54,669	53.70			
Total for Shrimps & Prawns	1,018	54,669				
Snapper						
<i>Finfish, Chilled Other form</i>	21	477	22.71			
<i>Finfish, Chilled Whole</i>	1,964	26,953	13.72	249	3,110	12.49
Total for Snapper	1,985	27,430		249	3,110	
Sole, Lemon						
<i>Finfish, Frozen Whole</i>	1,013	10,623	10.49	701	6,774	9.66
Total for Sole, Lemon	1,013	10,623		701	6,774	

NETT	Jan 2009 -- Dec 2009			Month-to-Date: December - 2009		
	Weight (kg)	FOB* Value (\$NZ)	Unit Value	Weight (kg)	FOB* Value (\$NZ)	Unit Value
Singapore						
Sole, New Zealand						
<i>Finfish, Frozen Whole</i>	10	12	1.20			
Total for Sole, New Zealand	10	12				
Southern Blue Whiting						
<i>Finfish, Frozen Headed and Guttled</i>	23	76	3.30			
Total for Southern Blue Whiting	23	76				
Spiny Dogfish						
<i>Finfish, Frozen Other form</i>	6,870	113,920	16.58			
Total for Spiny Dogfish	6,870	113,920				
Spotted Dogfish (Rig)						
<i>Finfish, Frozen Other form</i>	4,615	110,480	23.94			
Total for Spotted Dogfish (Rig)	4,615	110,480				
Squid						
<i>Squid, Frozen Other Form</i>	2,000	12,563	6.28	2,000	12,563	6.28
<i>Squid, Frozen Tubes/Steaks</i>	1,000	8,357	8.36	1,000	8,357	8.36
<i>Squid, Frozen Whole</i>	50,366	60,296	1.20			
Total for Squid	53,366	81,216		3,000	20,920	
Swordfish						
<i>Finfish, Chilled Headed and Guttled</i>	136	2,010	14.78			
<i>Finfish, Chilled Other form</i>	10,632	8,030	0.76			
Total for Swordfish	10,768	10,040				
Tarakihi						
<i>Finfish, Chilled Whole</i>	165	1,603	9.72	15	146	9.73
Total for Tarakihi	165	1,603		15	146	
Toothfish, Other						
<i>Finfish, Frozen Other form</i>	4,032	36,025	8.93			
Total for Toothfish, Other	4,032	36,025				
Trevally						
<i>Finfish, Chilled Whole</i>	211	1,888	8.95	6	53	8.83
Total for Trevally	211	1,888		6	53	
Tuatua						
<i>Other Molluscs, Live, Chilled or Frozen</i>	410	3,653	8.91			
Total for Tuatua	410	3,653				
Tuna, Other						
<i>Finfish, Chilled Other form</i>	435	6,379	14.66			
Total for Tuna, Other	435	6,379				
Tuna, Yellowfin						
<i>Finfish, Chilled Other form</i>	12	122	10.17			

<i>NETT</i>	<i>Jan 2009 -- Dec 2009</i>			<i>Month-to-Date: December - 2009</i>		
	<i>Weight (kg)</i>	<i>FOB* Value (\$NZ)</i>	<i>Unit Value</i>	<i>Weight (kg)</i>	<i>FOB* Value (\$NZ)</i>	<i>Unit Value</i>
Singapore						
Total for Tuna, Yellowfin	12		122			
Total for Singapore	2,313,081	36,456,577		391,426	10,352,931	

<i>NETT</i>	<i>Jan 2009 -- Dec 2009</i>			<i>Month-to-Date: December - 2009</i>		
	<i>Weight (kg)</i>	<i>FOB* Value (\$NZ)</i>	<i>Unit Value</i>	<i>Weight (kg)</i>	<i>FOB* Value (\$NZ)</i>	<i>Unit Value</i>
Slovenia						
Squid						
<i>Squid, Frozen Whole</i>	39,049	40,895	1.05			
Total for Squid	39,049	40,895				
Total for Slovenia	39,049	40,895				

NETT	Jan 2009 -- Dec 2009			Month-to-Date: December - 2009		
	Weight (kg)	FOB* Value (\$NZ)	Unit Value	Weight (kg)	FOB* Value (\$NZ)	Unit Value
Solomon Islands						
Crab						
<i>Other Crustacea, Canned or otherwise p</i>	50	360	7.20			
Total for Crab	50	360				
Hake						
<i>Finfish, Frozen Other form</i>	25	134	5.36			
Total for Hake	25	134				
Mackerel, Jack						
<i>Finfish, Frozen Whole</i>	27,200	34,452	1.27			
Total for Mackerel, Jack	27,200	34,452				
Mussels						
<i>Mussels, HS Frozen</i>	649	4,982	7.68			
<i>Mussels, Other not L/Ch/Fz</i>	420	3,696	8.80			
Total for Mussels	1,069	8,678				
Other preparations						
<i>Other,</i>	5	338	67.60			
Total for Other preparations	5	338				
Salmon, Pacific						
<i>Finfish, Processed Smoked</i>	400	23,150	57.88			
Total for Salmon, Pacific	400	23,150				
Scallops						
<i>Other Molluscs, Live, Chilled or Frozen</i>	125	2,332	18.66			
Total for Scallops	125	2,332				
Shrimps & Prawns						
<i>Other Crustacea, Live, Chilled or Frozen</i>	2,060	35,770	17.36	460	7,843	17.05
Total for Shrimps & Prawns	2,060	35,770		460	7,843	
Squid						
<i>Squid, Frozen Tubes/Steaks</i>	1,050	6,610	6.30	400	2,398	6.00
<i>Squid, Frozen Whole</i>	7,656	12,767	1.67			
Total for Squid	8,706	19,377		400	2,398	
Total for Solomon Islands	39,640	124,591		860	10,241	

NETT	Jan 2009 -- Dec 2009			Month-to-Date: December - 2009		
	Weight (kg)	FOB* Value (\$NZ)	Unit Value	Weight (kg)	FOB* Value (\$NZ)	Unit Value
South Africa						
Barracouta						
<i>Finfish, Frozen Fillets</i>	24,034	33,905	1.41			
<i>Finfish, Frozen Headed and Guttled</i>	4,389,900	6,197,980	1.41	496,116	614,905	1.24
<i>Finfish, Frozen Other form</i>	2,867,523	4,007,566	1.40	457,848	606,271	1.32
<i>Finfish, Frozen Whole</i>	72,252	83,693	1.16	29,980	32,543	1.09
Total for Barracouta	7,353,709	10,323,144		983,944	1,253,719	
Cod, Red						
<i>Finfish, Frozen Headed and Guttled</i>	20	134	6.70			
Total for Cod, Red	20	134				
Finfish extracts						
<i>Finfish, Processed Other</i>	10	90	9.00			
Total for Finfish extracts	10	90				
Finfish, minced blocks						
<i>Finfish, Processed Other</i>	14,153	28,083	1.98			
Total for Finfish, minced blocks	14,153	28,083				
Fish cakes						
<i>Finfish, Processed Other</i>	9,836	43,778	4.45			
Total for Fish cakes	9,836	43,778				
Fish fingers						
<i>Finfish, Processed Other</i>	10,800	40,495	3.75			
Total for Fish fingers	10,800	40,495				
KahBarrTuna pack other						
<i>Finfish, Processed Packed</i>	43,267	257,768	5.96			
Total for KahBarrTuna pack oth	43,267	257,768				
Ling						
<i>Finfish, Frozen Fillets</i>	83,640	478,061	5.72	46,920	252,908	5.39
<i>Finfish, Frozen Headed and Guttled</i>	22,186	83,953	3.78	2,759	10,887	3.95
<i>Finfish, Frozen Other form</i>	83,784	345,552	4.12			
<i>Finfish, Frozen Whole</i>	9,480	37,873	4.00			
Total for Ling	199,090	945,439		49,679	263,795	
Mackerel, Jack						
<i>Finfish, Frozen Whole</i>	54,000	67,817	1.26			
Total for Mackerel, Jack	54,000	67,817				
Mussels						
<i>Mussels, Freeze-dried pwd</i>	490	31,051	63.37			
<i>Mussels, HS Frozen</i>	662,835	3,186,373	4.81	42,072	151,147	3.59
<i>Mussels, Meat Frozen</i>	5,436	50,484	9.29			
<i>Mussels, Whole Frozen</i>	30,795	149,223	4.85	7,025	31,389	4.47
Total for Mussels	699,556	3,417,131		49,097	182,536	

NETT	Jan 2009 -- Dec 2009			Month-to-Date: December - 2009		
	Weight (kg)	FOB* Value (\$NZ)	Unit Value	Weight (kg)	FOB* Value (\$NZ)	Unit Value
South Africa						
Oreo Dory, Black						
<i>Finfish, Frozen Other form</i>	15,143	22,676	1.50			
Total for Oreo Dory, Black	15,143	22,676				
Oreo Dory, Other						
<i>Finfish, Frozen Other form</i>	3,540	5,301	1.50			
Total for Oreo Dory, Other	3,540	5,301				
Other frozen finfish						
<i>Finfish, Frozen Headed and Guttled</i>	76,496	106,256	1.39			
<i>Finfish, Frozen Other form</i>	28,708	52,492	1.83			
Total for Other frozen finfish	105,204	158,748				
Other preparations						
<i>Other,</i>	189,250	850,700	4.50	24,200	88,618	3.66
Total for Other preparations	189,250	850,700		24,200	88,618	
Southern Blue Whiting						
<i>Finfish, Frozen Headed and Guttled</i>	12,500	20,779	1.66			
Total for Southern Blue Whiting	12,500	20,779				
Squid						
<i>Squid, Frozen Whole</i>	19,162	12,743	0.67			
Total for Squid	19,162	12,743				
Warehou, Blue						
<i>Finfish, Frozen Other form</i>	9,000	29,608	3.29	9,000	29,608	3.29
Total for Warehou, Blue	9,000	29,608		9,000	29,608	
Total for South Africa	8,738,240	16,224,434		1,115,920	1,818,276	

NETT	Jan 2009 -- Dec 2009			Month-to-Date: December - 2009		
	Weight (kg)	FOB* Value (\$NZ)	Unit Value	Weight (kg)	FOB* Value (\$NZ)	Unit Value
Spain						
Barracouta						
<i>Finfish, Frozen Headed and Guttled</i>	15,600	25,881	1.66			
Total for Barracouta	15,600	25,881				
Groper						
<i>Finfish, Frozen Headed and Guttled</i>	120	1,114	9.28	120	1,114	9.28
Total for Groper	120	1,114		120	1,114	
Hake						
<i>Finfish, Frozen Fillets</i>	147	607	4.13	22	67	3.05
<i>Finfish, Frozen Headed and Guttled</i>	1,904,303	15,118,961	7.94	251,448	1,397,521	5.56
<i>Finfish, Frozen Other form</i>	848,494	5,543,987	6.53	53,418	257,679	4.82
<i>Finfish, Frozen Whole</i>	15,480	96,579	6.24			
Total for Hake	2,768,424	20,760,134		304,888	1,655,267	
Hoki						
<i>Finfish, Frozen Fillets</i>	10,590	80,272	7.58			
<i>Finfish, Frozen Other form</i>	40,500	201,802	4.98			
Total for Hoki	51,090	282,074				
Ling						
<i>Finfish, Frozen Fillets</i>	499,370	4,059,689	8.13	76,833	517,328	6.73
<i>Finfish, Frozen Headed and Guttled</i>	944,313	4,467,569	4.73	106,414	476,779	4.48
<i>Finfish, Frozen Other form</i>	540,031	2,658,273	4.92	51,648	215,448	4.17
<i>Finfish, Frozen Whole</i>	52,327	220,570	4.22			
Total for Ling	2,036,041	11,406,101		234,895	1,209,555	
Livers and Roe						
<i>Finfish, Frozen Whole</i>	93,216	650,920	6.98	2,630	22,346	8.50
Total for Livers and Roe	93,216	650,920		2,630	22,346	
Mussels						
<i>Mussels, HS Frozen</i>	1,528,389	9,028,371	5.91	49,240	200,370	4.07
<i>Mussels, Live</i>	30	505	16.83			
<i>Mussels, Meat Frozen</i>	533,282	3,903,166	7.32	123,702	818,902	6.62
Total for Mussels	2,061,701	12,932,042		172,942	1,019,272	
Other chilled finfish						
<i>Finfish, Chilled Headed and Guttled</i>	12,072	68,220	5.65			
<i>Finfish, Chilled Other form</i>	94	2,194	23.34			
<i>Finfish, Chilled Whole</i>	2,378	25,654	10.79			
Total for Other chilled finfish	14,544	96,068				
Other Dogfish/Shark						
<i>Finfish, Frozen Other form</i>	2,184	4,037	1.85	1,776	3,213	1.81
Total for Other Dogfish/Shark	2,184	4,037		1,776	3,213	
Other frozen finfish						
<i>Finfish, Frozen Other form</i>	52,503	291,998	5.56	144	244	1.69

NETT	Jan 2009 -- Dec 2009			Month-to-Date: December - 2009		
	Weight (kg)	FOB* Value (\$NZ)	Unit Value	Weight (kg)	FOB* Value (\$NZ)	Unit Value
Spain						
Total for Other frozen finfish	52,503	291,998		144	244	
Other preparations						
Other,	53,035	260,022	4.90	6,610	34,293	5.19
Total for Other preparations	53,035	260,022		6,610	34,293	
Scallops						
Other Molluscs, Live, Chilled or Frozen	10	114	11.40	5	104	20.80
Total for Scallops	10	114		5	104	
Snapper						
Finfish, Chilled Whole	22	553	25.14			
Finfish, Frozen Whole	3,000	23,474	7.82			
Total for Snapper	3,022	24,027				
Sole, Lemon						
Finfish, Frozen Other form	44,830	245,264	5.47			
Finfish, Frozen Whole	147,140	735,001	5.00			
Total for Sole, Lemon	191,970	980,265				
Sole, New Zealand						
Finfish, Frozen Whole	7,630	47,450	6.22			
Total for Sole, New Zealand	7,630	47,450				
Southern Blue Whiting						
Finfish, Frozen Headed and Gutted	31,200	176,410	5.65			
Total for Southern Blue Whiting	31,200	176,410				
Squid						
Squid, Frozen HG	1,745,634	4,885,120	2.80			
Squid, Frozen Other Form	830,209	1,828,325	2.20			
Squid, Frozen Whole	467,187	1,153,629	2.47			
Squid, Frz Heads&Tentacles	4,400	12,609	2.87			
Total for Squid	3,047,430	7,879,683				
Tuna, Albacore/Longfinned						
Finfish, Frozen Whole	1,318,191	5,350,617	4.06			
Total for Tuna, Albacore/Longfin	1,318,191	5,350,617				
Tuna, Skipjack						
Finfish, Frozen Whole	56,921	81,505	1.43			
Total for Tuna, Skipjack	56,921	81,505				
Tuna, Yellowfin						
Finfish, Frozen Whole	14,353	26,157	1.82			
Total for Tuna, Yellowfin	14,353	26,157				
Total for Spain	11,819,185	61,276,619		724,010	3,945,408	

<i>NETT</i>	<i>Jan 2009 -- Dec 2009</i>			<i>Month-to-Date: December - 2009</i>		
	<i>Weight (kg)</i>	<i>FOB* Value (\$NZ)</i>	<i>Unit Value</i>	<i>Weight (kg)</i>	<i>FOB* Value (\$NZ)</i>	<i>Unit Value</i>
Sri Lanka						
Squid						
<i>Squid, Frozen Whole</i>	115,260	114,828	1.00			
Total for Squid	115,260	114,828				
Total for Sri Lanka	115,260	114,828				

NETT	Jan 2009 -- Dec 2009			Month-to-Date: December - 2009		
	Weight (kg)	FOB* Value (\$NZ)	Unit Value	Weight (kg)	FOB* Value (\$NZ)	Unit Value
Sweden						
Cardinal Fish						
<i>Finfish, Frozen Fillets</i>	10	105	10.50			
Total for Cardinal Fish	10	105				
Cod, Red						
<i>Finfish, Frozen Fillets</i>	2,000	16,290	8.15			
Total for Cod, Red	2,000	16,290				
Finfish, fillet blocks						
<i>Finfish, Processed Other</i>	33,301	264,942	7.96			
Total for Finfish, fillet blocks	33,301	264,942				
Finfish, minced blocks						
<i>Finfish, Processed Other</i>	80,620	273,530	3.39			
Total for Finfish, minced blocks	80,620	273,530				
Ghostshark						
<i>Finfish, Frozen Fillets</i>	11,540	79,941	6.93			
Total for Ghostshark	11,540	79,941				
Hoki						
<i>Finfish, Frozen Fillets</i>	315,151	2,177,508	6.91	11,000	59,548	5.41
Total for Hoki	315,151	2,177,508		11,000	59,548	
Ling						
<i>Finfish, Frozen Fillets</i>	10	101	10.10			
Total for Ling	10	101				
Monkfish						
<i>Finfish, Frozen Fillets</i>	13,420	124,649	9.29			
Total for Monkfish	13,420	124,649				
Mussels						
<i>Mussels, Freeze-dried pwd</i>	800	54,275	67.84			
<i>Mussels, HS Frozen</i>	119,502	703,796	5.89	12,820	55,946	4.36
Total for Mussels	120,302	758,071		12,820	55,946	
Oysters						
<i>Oysters, Chilled or Frozen</i>	90	925	10.28			
Total for Oysters	90	925				
Scallops						
<i>Other Molluscs, Live, Chilled or Frozen</i>	10	101	10.10			
Total for Scallops	10	101				
Snapper						
<i>Finfish, Frozen Whole</i>	10	101	10.10			
Total for Snapper	10	101				

<i>NETT</i>	<i>Jan 2009 -- Dec 2009</i>			<i>Month-to-Date: December - 2009</i>		
	<i>Weight (kg)</i>	<i>FOB* Value (\$NZ)</i>	<i>Unit Value</i>	<i>Weight (kg)</i>	<i>FOB* Value (\$NZ)</i>	<i>Unit Value</i>
Sweden						
Total for Sweden	576,464	3,696,264		23,820	115,494	

NETT	Jan 2009 -- Dec 2009			Month-to-Date: December - 2009		
	Weight (kg)	FOB* (\$NZ)	Value Unit Value	Weight (kg)	FOB* (\$NZ)	Value Unit Value

Switzerland

Bluenose

<i>Finfish, Chilled Fillets</i>	19	476	25.05			
<i>Finfish, Chilled Whole</i>	53	1,009	19.04	24	690	28.75
Total for Bluenose	72	1,485		24	690	

Dogfish and Other Sharks

<i>Finfish, Chilled Other form</i>	40	565	14.13			
Total for Dogfish and Other Sha	40	565				

Groper

<i>Finfish, Chilled Fillets</i>	67	2,011	30.01	41	1,218	29.71
<i>Finfish, Chilled Headed and Guttled</i>	182	2,532	13.91			
<i>Finfish, Chilled Whole</i>	3,790	45,993	12.14	523	6,439	12.31
Total for Groper	4,039	50,536		564	7,657	

Gurnard

<i>Finfish, Chilled Fillets</i>	1,246	24,192	19.42	169	4,682	27.70
<i>Finfish, Chilled Other form</i>	10	355	35.50			
<i>Finfish, Chilled Whole</i>	1,821	24,897	13.67	175	3,024	17.28
Total for Gurnard	3,077	49,444		344	7,706	

John Dory

<i>Finfish, Chilled Fillets</i>	5,080	162,912	32.07	517	18,219	35.24
<i>Finfish, Chilled Headed and Guttled</i>	114	1,301	11.41			
<i>Finfish, Chilled Whole</i>	12,237	284,092	23.22	1,683	38,812	23.06
Total for John Dory	17,431	448,305		2,200	57,031	

Kingfish, Yellowtail

<i>Finfish, Chilled Fillets</i>	344	6,703	19.49			
<i>Finfish, Chilled Whole</i>	788	13,348	16.94	37	701	18.95
Total for Kingfish, Yellowtail	1,132	20,051		37	701	

Ling

<i>Finfish, Chilled Fillets</i>	1,223	21,379	17.48			
Total for Ling	1,223	21,379				

Mussels

<i>Mussels, Freeze-dried pwd</i>	3,531	150,251	42.55			
<i>Mussels, Powder in capsule</i>	161	14,523	90.20			
Total for Mussels	3,692	164,774				

Other chilled fillets

<i>Finfish, Chilled Fillets</i>	215	3,447	16.03			
Total for Other chilled fillets	215	3,447				

Other chilled finfish

<i>Finfish, Chilled Headed and Guttled</i>	112	1,498	13.38			
<i>Finfish, Chilled Other form</i>	3,337	90,524	27.13	266	5,079	19.09
<i>Finfish, Chilled Whole</i>	4,327	52,493	12.13	499	8,525	17.08

NETT	Jan 2009 -- Dec 2009			Month-to-Date: December - 2009		
	Weight (kg)	FOB* Value (\$NZ)	Unit Value	Weight (kg)	FOB* Value (\$NZ)	Unit Value
Switzerland						
Total for Other chilled finfish	7,776	144,515		765	13,604	
Rock Lobster						
Rock Lobster, Chilled Live	144	9,753	67.73	72	5,062	70.31
Total for Rock Lobster	144	9,753		72	5,062	
Snapper						
Finfish, Chilled Fillets	1,838	47,256	25.71	117	2,982	25.49
Finfish, Chilled Whole	18,917	256,836	13.58	1,325	18,195	13.73
Total for Snapper	20,755	304,092		1,442	21,177	
Spotted Dogfish (Rig)						
Finfish, Chilled Fillets	176	3,068	17.43	21	333	15.86
Total for Spotted Dogfish (Rig)	176	3,068		21	333	
Swordfish						
Finfish, Chilled Headed and Guttled	663	7,990	12.05			
Total for Swordfish	663	7,990				
Tarakihi						
Finfish, Chilled Fillets	75	1,213	16.17			
Finfish, Chilled Whole	130	1,061	8.16			
Total for Tarakihi	205	2,274				
Trevally						
Finfish, Chilled Fillets	32	484	15.13			
Finfish, Chilled Whole	190	1,770	9.32	10	102	10.20
Total for Trevally	222	2,254		10	102	
Tuna, Other						
Finfish, Chilled Other form	1,281	16,672	13.01	74	1,108	14.97
Total for Tuna, Other	1,281	16,672		74	1,108	
Tuna, Yellowfin						
Finfish, Chilled Headed and Guttled	41	324	7.90			
Total for Tuna, Yellowfin	41	324				
Total for Switzerland	62,184	1,250,928		5,553	115,171	

<i>NETT</i>	<i>Jan 2009 -- Dec 2009</i>			<i>Month-to-Date: December - 2009</i>		
	<i>Weight (kg)</i>	<i>FOB* Value (\$NZ)</i>	<i>Unit Value</i>	<i>Weight (kg)</i>	<i>FOB* Value (\$NZ)</i>	<i>Unit Value</i>
Syrian Arab Republic						
Southern Blue Whiting						
<i>Finfish, Frozen Other form</i>	680,260	1,040,710	1.53			
Total for Southern Blue Whiting	680,260	1,040,710				
Total for Syrian Arab Republic	680,260	1,040,710				

NETT	Jan 2009 -- Dec 2009			Month-to-Date: December - 2009		
	Weight (kg)	FOB* Value (\$NZ)	Unit Value	Weight (kg)	FOB* Value (\$NZ)	Unit Value
Taiwan, Prv. Of China						
Antarctic Toothfish						
<i>Finfish, Chilled Other form</i>	10,000	50,015	5.00			
Total for Antarctic Toothfish	10,000	50,015				
Barracouta						
<i>Finfish, Frozen Fillets</i>	20	28	1.40			
Total for Barracouta	20	28				
Cod						
<i>Finfish, Chilled Headed and Guttled</i>	10	30	3.00			
Total for Cod	10	30				
Cod, Blue						
<i>Finfish, Frozen Other form</i>	17,860	122,486	6.86	4,260	24,812	5.82
<i>Finfish, Frozen Whole</i>	6,000	43,692	7.28			
Total for Cod, Blue	23,860	166,178		4,260	24,812	
Eels						
<i>Finfish, Chilled Live</i>	10,071	51,994	5.16	609	7,506	12.33
Total for Eels	10,071	51,994		609	7,506	
Extracts & Juices of Aq V						
<i>Other,</i>	260	30,922	118.93			
Total for Extracts & Juices of Aq	260	30,922				
Finfish, fillet blocks						
<i>Finfish, Processed Other</i>	17,520	119,662	6.83			
Total for Finfish, fillet blocks	17,520	119,662				
Fish meal fit for human						
<i>Finfish, Processed Other</i>	100	2,500	25.00			
Total for Fish meal fit for human	100	2,500				
Fish prod unfit for human						
<i>Finfish, Processed Other</i>	113,340	212,185	1.87			
Total for Fish prod unfit for hum	113,340	212,185				
Ling						
<i>Finfish, Chilled Fillets</i>	2,557	47,930	18.74			
<i>Finfish, Frozen Fillets</i>	29,366	232,473	7.92	6,870	47,935	6.98
Total for Ling	31,923	280,403		6,870	47,935	
Livers and Roe						
<i>Finfish, Frozen Whole</i>	304,768	2,045,611	6.71			
Total for Livers and Roe	304,768	2,045,611				
Mussels						
<i>Mussels, Freeze-dried pwd</i>	310	17,888	57.70			
<i>Mussels, HS Frozen</i>	372,183	1,811,332	4.87	30,480	135,580	4.45

NETT	Jan 2009 -- Dec 2009			Month-to-Date: December - 2009		
	Weight (kg)	FOB* (\$NZ)	Value Unit	Weight (kg)	FOB* (\$NZ)	Value Unit
Taiwan, Prv. Of China						
<i>Mussels, Meat Frozen</i>	13,520	107,405	7.94	1,500	10,527	7.02
Total for Mussels	386,013	1,936,625		31,980	146,107	
Orange Roughy						
<i>Finfish, Chilled Fillets</i>	1,840	39,005	21.20			
<i>Finfish, Frozen Fillets</i>	10	69	6.90			
Total for Orange Roughy	1,850	39,074				
Other frozen finfish						
<i>Finfish, Frozen Whole</i>	2,000	9,921	4.96			
Total for Other frozen finfish	2,000	9,921				
Other invertebrate						
<i>Other Molluscs, Live, Chilled or Frozen</i>	10	1,900	190.00			
Total for Other invertebrate	10	1,900				
Other Molluscs						
<i>Other Molluscs, Live, Chilled or Frozen</i>	105	8,838	84.17			
Total for Other Molluscs	105	8,838				
Oysters						
<i>Oysters, Chilled or Frozen</i>	10	63	6.30			
Total for Oysters	10	63				
Paua						
<i>Other Molluscs, Live, Chilled or Frozen</i>	483	4,391	9.09			
<i>Other Molluscs, Not Live/Chilled/Frozen</i>	518	5,740	11.08			
Total for Paua	1,001	10,131				
Rock Lobster						
<i>Rock Lobster, Chilled Live</i>	4	123	30.75			
<i>Rock Lobster, Frozen Whole</i>	2,610	73,544	28.18			
Total for Rock Lobster	2,614	73,667				
Salmon, Other						
<i>Finfish, Frozen Headed and Guttled</i>	397,496	3,212,660	8.08	77,141	612,615	7.94
<i>Finfish, Frozen Other form</i>	242,174	1,798,479	7.43	50,291	362,518	7.21
Total for Salmon, Other	639,670	5,011,139		127,432	975,133	
Salmon, Pacific						
<i>Finfish, Chilled Headed and Guttled</i>	7,235	103,824	14.35			
<i>Finfish, Chilled Other form</i>	496	9,813	19.78			
<i>Finfish, Chilled Whole</i>	21,289	257,999	12.12	2,705	33,028	12.21
Total for Salmon, Pacific	29,020	371,636		2,705	33,028	
Shrimps & Prawns						
<i>Other Crustacea, Live, Chilled or Frozen</i>	360	15,783	43.84			
Total for Shrimps & Prawns	360	15,783				
Snapper						

NETT	Jan 2009 -- Dec 2009			Month-to-Date: December - 2009		
	Weight (kg)	FOB* Value (\$NZ)	Unit Value	Weight (kg)	FOB* Value (\$NZ)	Unit Value
Taiwan, Prv. Of China						
<i>Finfish, Chilled Whole</i>	24,738	222,692	9.00	683	5,051	7.40
<i>Finfish, Frozen Whole</i>	29,480	166,765	5.66	5,440	9,504	1.75
Total for Snapper	54,218	389,457		6,123	14,555	
Sole, New Zealand						
<i>Finfish, Frozen Whole</i>	3,430	14,472	4.22			
Total for Sole, New Zealand	3,430	14,472				
Squid						
<i>Squid, Frozen HG</i>	151,360	370,234	2.45			
Total for Squid	151,360	370,234				
Total for Taiwan, Prv. Of China	1,783,533	11,212,468		179,979	1,249,076	

<i>NETT</i>	<i>Jan 2009 -- Dec 2009</i>			<i>Month-to-Date: December - 2009</i>		
	<i>Weight (kg)</i>	<i>FOB* Value (\$NZ)</i>	<i>Unit Value</i>	<i>Weight (kg)</i>	<i>FOB* Value (\$NZ)</i>	<i>Unit Value</i>
Tanzania, United Republic Of						
Mackerel						
<i>Finfish, Chilled Whole</i>	23,000	28,835	1.25			
Total for Mackerel	23,000	28,835				
Mackerel, Blue						
<i>Finfish, Frozen Whole</i>	54,000	48,037	0.89			
Total for Mackerel, Blue	54,000	48,037				
Total for Tanzania, United Repu	77,000	76,872				

NETT	Jan 2009 -- Dec 2009			Month-to-Date: December - 2009		
	Weight (kg)	FOB* Value (\$NZ)	Unit Value	Weight (kg)	FOB* Value (\$NZ)	Unit Value
Thailand						
Alfonsino						
<i>Finfish, Frozen Other form</i>	48,098	244,488	5.08	31,350	166,103	5.30
Total for Alfonsino	48,098	244,488		31,350	166,103	
Bluenose						
<i>Finfish, Chilled Fillets</i>	20	474	23.70			
<i>Finfish, Chilled Headed and Guttled</i>	35	481	13.74			
<i>Finfish, Chilled Other form</i>	83	968	11.66			
<i>Finfish, Chilled Whole</i>	29	419	14.45	29	419	14.45
Total for Bluenose	167	2,342		29	419	
Fish prod unfit for human						
<i>Finfish, Processed Other</i>	17,107	81,399	4.76			
Total for Fish prod unfit for hum	17,107	81,399				
Flounder						
<i>Finfish, Chilled Other form</i>	63	547	8.68	10	89	8.90
<i>Finfish, Chilled Whole</i>	73	614	8.41			
Total for Flounder	136	1,161		10	89	
Groper						
<i>Finfish, Chilled Headed and Guttled</i>	12	209	17.42	12	209	17.42
<i>Finfish, Chilled Other form</i>	157	1,977	12.59	20	256	12.80
<i>Finfish, Chilled Whole</i>	37	605	16.35	27	390	14.44
Total for Groper	206	2,791		59	855	
Gurnard						
<i>Finfish, Chilled Whole</i>	22	233	10.59	2	22	11.00
Total for Gurnard	22	233		2	22	
Hake						
<i>Finfish, Frozen Fillets</i>	20	110	5.50			
Total for Hake	20	110				
Hoki						
<i>Finfish, Frozen Fillets</i>	1,575	14,174	9.00			
<i>Finfish, Frozen Headed and Guttled</i>	133,000	339,964	2.56			
Total for Hoki	134,575	354,138				
John Dory						
<i>Finfish, Chilled Fillets</i>	150	3,387	22.58			
<i>Finfish, Chilled Headed and Guttled</i>	65	716	11.02			
<i>Finfish, Chilled Other form</i>	506	5,694	11.25	50	562	11.24
<i>Finfish, Chilled Whole</i>	1,630	25,134	15.42	137	2,159	15.76
<i>Finfish, Frozen Fillets</i>	320	1,824	5.70	150	814	5.43
Total for John Dory	2,671	36,755		337	3,535	
Kingfish, Yellowtail						
<i>Finfish, Chilled Fillets</i>	184	2,578	14.01			
<i>Finfish, Chilled Whole</i>	39	486	12.46	39	486	12.46

NETT	Jan 2009 -- Dec 2009			Month-to-Date: December - 2009		
	Weight (kg)	FOB* Value (\$NZ)	Unit Value	Weight (kg)	FOB* Value (\$NZ)	Unit Value
Thailand						
Total for Kingfish, Yellowtail	223	3,064		39	486	
Ling						
Finfish, Chilled Fillets	60	638	10.63			
Finfish, Frozen Fillets	50	481	9.62			
Total for Ling	110	1,119				
Mackerel, Jack						
Finfish, Frozen Headed and Guttled	33,700	78,386	2.33			
Total for Mackerel, Jack	33,700	78,386				
Monkfish						
Finfish, Frozen Fillets	1,310	22,816	17.42	150	635	4.23
Total for Monkfish	1,310	22,816		150	635	
Monkfish (Stargazer)						
Finfish, Chilled Headed and Guttled	201	1,529	7.61			
Finfish, Chilled Whole	10	181	18.10			
Finfish, Frozen Headed and Guttled	2,000	14,838	7.42			
Finfish, Frozen Other form	412	2,924	7.10	52	378	7.27
Total for Monkfish (Stargazer)	2,623	19,472		52	378	
Mussels						
Mussels, Freeze-dried pwd	356	36,896	103.64			
Mussels, HS Frozen	442,657	2,844,856	6.43	73,173	317,021	4.33
Mussels, Live	112	437	3.90	24	147	6.13
Mussels, Meat Chilled/Frsh	7	101	14.43			
Mussels, Meat Frozen	518	3,658	7.06			
Mussels, Whole Chilled	26	84	3.23			
Mussels, Whole Frozen	55,033	327,724	5.96	9,456	44,283	4.68
Total for Mussels	498,709	3,213,756		82,653	361,451	
Orange Roughy						
Finfish, Chilled Fillets	72	1,177	16.35			
Finfish, Frozen Fillets	50	482	9.64			
Total for Orange Roughy	122	1,659				
Oreo Dory, Black						
Finfish, Frozen Headed and Guttled	31,680	127,953	4.04	15,840	56,938	3.59
Total for Oreo Dory, Black	31,680	127,953		15,840	56,938	
Other chilled finfish						
Finfish, Chilled Headed and Guttled	51	400	7.84			
Finfish, Chilled Other form	319	2,698	8.46	15	88	5.87
Finfish, Chilled Whole	127,343	549,286	4.31	28	495	17.68
Total for Other chilled finfish	127,713	552,384		43	583	
Other frozen finfish						
Finfish, Frozen Whole	140	601	4.29	120	410	3.42
Total for Other frozen finfish	140	601		120	410	

NETT	Jan 2009 -- Dec 2009			Month-to-Date: December - 2009		
	Weight (kg)	FOB* (\$NZ)	Value Unit	Weight (kg)	FOB* (\$NZ)	Value Unit
Thailand						
Other invertebrate						
<i>Other Molluscs, Live, Chilled or Frozen</i>	368	14,436	39.23			
Total for Other invertebrate	368	14,436				
Oysters						
<i>Oysters, Chilled or Frozen</i>	14,345	119,201	8.31	20	100	5.00
Total for Oysters	14,345	119,201		20	100	
Salmon, Pacific						
<i>Finfish, Chilled Other form</i>	264	3,766	14.27			
<i>Finfish, Chilled Whole</i>	2,722	39,391	14.47	322	4,947	15.36
Total for Salmon, Pacific	2,986	43,157		322	4,947	
Snapper						
<i>Finfish, Chilled Whole</i>	579	5,863	10.13	23	292	12.70
<i>Finfish, Frozen Whole</i>	100	542	5.42	50	271	5.42
Total for Snapper	679	6,405		73	563	
Sole						
<i>Finfish, Chilled Other form</i>	83	426	5.13			
Total for Sole	83	426				
Sole, Lemon						
<i>Finfish, Chilled Fillets</i>	30	544	18.13			
<i>Finfish, Chilled Headed and Gutted</i>	107	888	8.30			
<i>Finfish, Chilled Whole</i>	97	735	7.58	47	383	8.15
<i>Finfish, Frozen Whole</i>	60	557	9.28	20	95	4.75
Total for Sole, Lemon	294	2,724		67	478	
Sole, New Zealand						
<i>Finfish, Chilled Whole</i>	285	1,636	5.74			
<i>Finfish, Frozen Whole</i>	290	2,383	8.22	50	210	4.20
Total for Sole, New Zealand	575	4,019		50	210	
Squid						
<i>Squid, Frozen HG</i>	39,050	120,792	3.09			
<i>Squid, Frozen Whole</i>	1,425,965	1,559,365	1.09			
Total for Squid	1,465,015	1,680,157				
Tarakihi						
<i>Finfish, Chilled Whole</i>	6	56	9.33	6	56	9.33
Total for Tarakihi	6	56		6	56	
Tuna, Albacore/Longfinned						
<i>Finfish, Frozen Headed and Gutted</i>	48,617	228,085	4.69			
<i>Finfish, Frozen Whole</i>	358,364	1,253,361	3.50	24,991	5,030	0.20
Total for Tuna, Albacore/Longfin	406,981	1,481,446		24,991	5,030	
Tuna, Skipjack						

<i>NETT</i>	<i>Jan 2009 -- Dec 2009</i>			<i>Month-to-Date: December - 2009</i>		
	<i>Weight (kg)</i>	<i>FOB* Value (\$NZ)</i>	<i>Unit Value</i>	<i>Weight (kg)</i>	<i>FOB* Value (\$NZ)</i>	<i>Unit Value</i>
Thailand						
<i>Finfish, Frozen Whole</i>	2,819,106	5,348,106	1.90			
Total for Tuna, Skipjack	2,819,106	5,348,106				
Total for Thailand	5,609,770	13,444,760		156,213	603,288	

NETT	Jan 2009 -- Dec 2009			Month-to-Date: December - 2009		
	Weight (kg)	FOB* Value (\$NZ)	Unit Value	Weight (kg)	FOB* Value (\$NZ)	Unit Value
Tonga						
Crab						
<i>Other Crustacea, Canned or otherwise p</i>	635	2,972	4.68	600	1,316	2.19
<i>Other Crustacea, Live, Chilled or Frozen</i>	18	204	11.33			
Total for Crab	653	3,176		600	1,316	
Crustaceans						
<i>Other Crustacea, Live, Chilled or Frozen</i>	30	568	18.93	30	568	18.93
Total for Crustaceans	30	568		30	568	
Fish cakes						
<i>Finfish, Processed Other</i>	569	2,573	4.52			
Total for Fish cakes	569	2,573				
Fish fingers						
<i>Finfish, Processed Other</i>	199	1,361	6.84			
Total for Fish fingers	199	1,361				
KahBarrTuna pack other						
<i>Finfish, Processed Packed</i>	2,630	18,770	7.14			
Total for KahBarrTuna pack oth	2,630	18,770				
Mackerel						
<i>Finfish, Processed Cans or Jars, Whole o</i>	2,067	5,454	2.64	2,040	5,200	2.55
Total for Mackerel	2,067	5,454		2,040	5,200	
Mussels						
<i>Mussels, HS Frozen</i>	1,680	11,559	6.88			
<i>Mussels, Meat Frozen</i>	1,418	12,178	8.59			
<i>Mussels, not Live/Chilled</i>	12	182	15.17			
<i>Mussels, Proc in Can, Jar</i>	576	216	0.38	576	216	0.38
<i>Mussels, Whole Frozen</i>	1,460	5,462	3.74			
Total for Mussels	5,146	29,597		576	216	
Octopus						
<i>Other Molluscs, Live, Chilled or Frozen</i>	1,800	12,380	6.88			
Total for Octopus	1,800	12,380				
Other clams frozen						
<i>Other Molluscs, Live, Chilled or Frozen</i>	5	372	74.40			
Total for Other clams frozen	5	372				
Other Crawfish, frozen						
<i>Other,</i>	850	6,333	7.45			
Total for Other Crawfish, frozen	850	6,333				
Other Crustacea: Ch/Fzn						
<i>Other Crustacea, Canned or otherwise p</i>	10	93	9.30			
Total for Other Crustacea: Ch/Fz	10	93				

NETT	Jan 2009 -- Dec 2009			Month-to-Date: December - 2009		
	Weight (kg)	FOB* Value (\$NZ)	Unit Value	Weight (kg)	FOB* Value (\$NZ)	Unit Value
Tonga						
Other Fish Packed						
<i>Other,</i>	1,680	10,404	6.19			
Total for Other Fish Packed	1,680	10,404				
Other frozen fillets						
<i>Finfish, Frozen Fillets</i>	64	2,200	34.38			
Total for Other frozen fillets	64	2,200				
Other frozen finfish						
<i>Finfish, Frozen Other form</i>	2,340	6,742	2.88			
<i>Finfish, Frozen Whole</i>	5,280	17,618	3.34			
Total for Other frozen finfish	7,620	24,360				
Other Molluscs						
<i>Other Molluscs, Canned or otherwise pr</i>	3,500	20,175	5.76			
Total for Other Molluscs	3,500	20,175				
Other preparations						
<i>Other,</i>	2,508	11,343	4.52			
Total for Other preparations	2,508	11,343				
Oysters						
<i>Oysters, Chilled or Frozen</i>	45	1,563	34.73			
Total for Oysters	45	1,563				
Salmon						
<i>Finfish, Processed Cans or Jars, Whole o</i>	317	3,127	9.86	206	1,797	8.72
Total for Salmon	317	3,127		206	1,797	
Salmon, Pacific						
<i>Finfish, Processed Smoked</i>	60	1,023	17.05			
Total for Salmon, Pacific	60	1,023				
Salmonidae						
<i>Finfish, Chilled Fillets</i>	20	832	41.60	20	832	41.60
Total for Salmonidae	20	832		20	832	
Sardines						
<i>Finfish, Frozen Whole</i>	2,000	5,000	2.50			
<i>Finfish, Processed Cans or Jars, Whole o</i>	137	1,498	10.93	137	1,498	10.93
Total for Sardines	2,137	6,498		137	1,498	
Scallops						
<i>Other Molluscs, Live, Chilled or Frozen</i>	291	4,162	14.30			
Total for Scallops	291	4,162				
Shrimps & Prawns						
<i>Other Crustacea, Canned or otherwise p</i>	62	931	15.02			
<i>Other Crustacea, Live, Chilled or Frozen</i>	9,440	76,614	8.12	640	517	0.81

NETT	Jan 2009 -- Dec 2009			Month-to-Date: December - 2009		
	Weight (kg)	FOB* Value (\$NZ)	Unit Value	Weight (kg)	FOB* Value (\$NZ)	Unit Value
Tonga						
Total for Shrimps & Prawns	9,502	77,545		640	517	
Squid						
<i>Squid, Frozen Other Form</i>	51,221	155,975	3.05			
<i>Squid, Frozen Tubes/Steaks</i>	430	2,700	6.28			
<i>Squid, Frozen Whole</i>	30	226	7.53			
Total for Squid	51,681	158,901				
Surimi, Other species						
<i>Finfish, Surimi Other</i>	1,600	11,278	7.05			
Total for Surimi, Other species	1,600	11,278				
Tuna, Yellowfin						
<i>Finfish, Processed Cans or Jars, Whole o</i>	1,611	14,264	8.85	348	4,167	11.97
Total for Tuna, Yellowfin	1,611	14,264		348	4,167	
Total for Tonga	96,595	428,352		4,597	16,111	

<i>NETT</i>	<i>Jan 2009 -- Dec 2009</i>			<i>Month-to-Date: December - 2009</i>		
	<i>Weight (kg)</i>	<i>FOB* Value (\$NZ)</i>	<i>Unit Value</i>	<i>Weight (kg)</i>	<i>FOB* Value (\$NZ)</i>	<i>Unit Value</i>
Tunisia						
Squid						
<i>Squid, Frozen Whole</i>	19,938	18,701	0.94			
Total for Squid	19,938	18,701				
Tuna, Skipjack						
<i>Finfish, Frozen Whole</i>	915,143	1,412,593	1.54			
Total for Tuna, Skipjack	915,143	1,412,593				
Tuna, Yellowfin						
<i>Finfish, Frozen Whole</i>	29,828	34,727	1.16			
Total for Tuna, Yellowfin	29,828	34,727				
Total for Tunisia	964,909	1,466,021				

NETT	Jan 2009 -- Dec 2009			Month-to-Date: December - 2009		
	Weight (kg)	FOB* Value (\$NZ)	Unit Value	Weight (kg)	FOB* Value (\$NZ)	Unit Value
Ukraine						
Cod, Red						
<i>Finfish, Frozen Headed and Guttred</i>	17,360	41,316	2.38	17,360	41,316	2.38
<i>Finfish, Frozen Other form</i>	25,920	60,877	2.35			
Total for Cod, Red	43,280	102,193		17,360	41,316	
Hoki						
<i>Finfish, Frozen Headed and Guttred</i>	42,000	144,142	3.43			
Total for Hoki	42,000	144,142				
Ling						
<i>Finfish, Frozen Headed and Guttred</i>	4,224	12,470	2.95			
<i>Finfish, Frozen Other form</i>	35,736	123,991	3.47			
Total for Ling	39,960	136,461				
Mackerel, Blue						
<i>Finfish, Frozen Headed and Guttred</i>	69,080	153,683	2.22	16,380	32,986	2.01
<i>Finfish, Frozen Other form</i>	725,391	1,611,034	2.22	87,375	142,044	1.63
<i>Finfish, Frozen Whole</i>	33,825	29,501	0.87	33,825	29,501	0.87
Total for Mackerel, Blue	828,296	1,794,218		137,580	204,531	
Mackerel, Jack						
<i>Finfish, Frozen Fillets</i>	52,180	101,811	1.95			
<i>Finfish, Frozen Headed and Guttred</i>	85,160	181,300	2.13			
<i>Finfish, Frozen Other form</i>	791,848	1,739,179	2.20	17,360	34,745	2.00
Total for Mackerel, Jack	929,188	2,022,290		17,360	34,745	
Mussels						
<i>Mussels, HS Frozen</i>	36,200	194,970	5.39			
Total for Mussels	36,200	194,970				
Oreo Dory, Black						
<i>Finfish, Frozen Headed and Guttred</i>	23,870	74,084	3.10	1,870	1,979	1.06
<i>Finfish, Frozen Other form</i>	30,492	104,979	3.44			
Total for Oreo Dory, Black	54,362	179,063		1,870	1,979	
Oreo Dory, Other						
<i>Finfish, Frozen Whole</i>	296,140	310,209	1.05			
Total for Oreo Dory, Other	296,140	310,209				
Other frozen finfish						
<i>Finfish, Frozen Headed and Guttred</i>	18,847	28,606	1.52	2,917	1,950	0.67
<i>Finfish, Frozen Other form</i>	20,200	35,521	1.76			
<i>Finfish, Frozen Whole</i>	405,808	695,277	1.71	32,220	116,449	3.61
Total for Other frozen finfish	444,855	759,404		35,137	118,399	
Southern Blue Whiting						
<i>Finfish, Frozen Headed and Guttred</i>	20,250	39,035	1.93			
<i>Finfish, Frozen Other form</i>	176,640	392,779	2.22			
Total for Southern Blue Whiting	196,890	431,814				

<i>NETT</i>	<i>Jan 2009 -- Dec 2009</i>			<i>Month-to-Date: December - 2009</i>		
	<i>Weight (kg)</i>	<i>FOB* Value (\$NZ)</i>	<i>Unit Value</i>	<i>Weight (kg)</i>	<i>FOB* Value (\$NZ)</i>	<i>Unit Value</i>
Ukraine						
Warehou, Silver						
<i>Finfish, Frozen Headed and Gutted</i>	15,840	66,904	4.22			
<i>Finfish, Frozen Other form</i>	275,986	959,439	3.48	73,128	234,648	3.21
Total for Warehou, Silver	291,826	1,026,343		73,128	234,648	
Total for Ukraine	3,202,997	7,101,107		282,435	635,618	

NETT	Jan 2009 -- Dec 2009			Month-to-Date: December - 2009		
	Weight (kg)	FOB* (\$NZ)	Value Unit Value	Weight (kg)	FOB* (\$NZ)	Value Unit Value

United Arab Emirates

Bluenose

<i>Finfish, Chilled Headed and Guttled</i>	12	361	30.08			
<i>Finfish, Chilled Whole</i>	31	776	25.03	31	776	25.03
Total for Bluenose	43	1,137		31	776	

Eels

<i>Finfish, Frozen Whole</i>	210	4,307	20.51			
Total for Eels	210	4,307				

Groper

<i>Finfish, Chilled Whole</i>	218	5,545	25.44	58	1,531	26.40
Total for Groper	218	5,545		58	1,531	

Gurnard

<i>Finfish, Chilled Whole</i>	31	773	24.94	21	492	23.43
Total for Gurnard	31	773		21	492	

John Dory

<i>Finfish, Chilled Whole</i>	4,826	136,783	28.34	666	16,282	24.45
Total for John Dory	4,826	136,783		666	16,282	

Kingfish, Yellowtail

<i>Finfish, Chilled Whole</i>	15	447	29.80			
Total for Kingfish, Yellowtail	15	447				

Monkfish (Stargazer)

<i>Finfish, Chilled Headed and Guttled</i>	60	1,516	25.27			
Total for Monkfish (Stargazer)	60	1,516				

Mussels

<i>Mussels, HS Frozen</i>	213,593	1,377,794	6.45	29,420	146,071	4.97
<i>Mussels, Live</i>	1,414	10,865	7.68	30	313	10.43
<i>Mussels, Meat Frozen</i>	3,200	22,801	7.13	200	1,287	6.44
<i>Mussels, Other not L/Ch/Fz</i>	14	11	0.79			
<i>Mussels, Pre'ed/Marinated</i>	6	32	5.33			
<i>Mussels, Proc in Can, Jar</i>	2,460	22,696	9.23			
<i>Mussels, Smoked</i>	151	6,188	40.98	17	709	41.71
<i>Mussels, Whole Chilled</i>	30	391	13.03			
<i>Mussels, Whole Frozen</i>	25,070	123,598	4.93			
Total for Mussels	245,938	1,564,376		29,667	148,380	

Other chilled finfish

<i>Finfish, Chilled Headed and Guttled</i>	12	309	25.75			
<i>Finfish, Chilled Other form</i>	419	14,752	35.21			
<i>Finfish, Chilled Whole</i>	64	1,844	28.81	22	635	28.86
Total for Other chilled finfish	495	16,905		22	635	

Other clams frozen

<i>Other Molluscs, Live, Chilled or Frozen</i>	10,300	88,121	8.56			
--	--------	--------	------	--	--	--

NETT	Jan 2009 -- Dec 2009			Month-to-Date: December - 2009		
	Weight (kg)	FOB* Value (\$NZ)	Unit Value	Weight (kg)	FOB* Value (\$NZ)	Unit Value
United Arab Emirates						
Total for Other clams frozen	10,300	88,121				
Oysters						
Oysters, Chilled or Frozen	23,839	182,092	7.64	5,120	42,207	8.24
Total for Oysters	23,839	182,092		5,120	42,207	
Paua						
Other Molluscs, Live, Chilled or Frozen	832	54,317	65.28			
Total for Paua	832	54,317				
Rock Lobster						
Rock Lobster, Chilled Live	4,914	403,801	82.17			
Rock Lobster, Frozen Other form	2,991	211,683	70.77	779	53,645	68.86
Rock Lobster, Frozen Whole	20	1,911	95.55			
Total for Rock Lobster	7,925	617,395		779	53,645	
Salmon, Pacific						
Finfish, Chilled Whole	3,396	61,506	18.11	689	12,323	17.89
Finfish, Processed Smoked	1,595	89,392	56.05	154	8,178	53.10
Total for Salmon, Pacific	4,991	150,898		843	20,501	
Snapper						
Finfish, Chilled Whole	3,356	89,779	26.75	307	7,067	23.02
Total for Snapper	3,356	89,779		307	7,067	
Trevally						
Finfish, Chilled Whole	43	959	22.30	10	234	23.40
Total for Trevally	43	959		10	234	
Total for United Arab Emirates	303,122	2,915,350		37,524	291,750	

NETT	Jan 2009 -- Dec 2009			Month-to-Date: December - 2009		
	Weight (kg)	FOB* Value (\$NZ)	Unit Value	Weight (kg)	FOB* Value (\$NZ)	Unit Value
United Kingdom						
Barracouta						
<i>Finfish, Frozen Other form</i>	5,000	8,015	1.60			
Total for Barracouta	5,000	8,015				
Bluenose						
<i>Finfish, Frozen Other form</i>	80	628	7.85			
Total for Bluenose	80	628				
Cockles						
<i>Other Molluscs, Live, Chilled or Frozen</i>	12,512	44,328	3.54	720	2,147	2.98
Total for Cockles	12,512	44,328		720	2,147	
Cod						
<i>Finfish, Chilled Other form</i>	10	58	5.80			
Total for Cod	10	58				
Cod, Blue						
<i>Finfish, Chilled Fillets</i>	10	148	14.80			
Total for Cod, Blue	10	148				
Crustn, Molluscs extract						
<i>Other Crustacea, Canned or otherwise p</i>	967	302,177	312.49			
Total for Crustn, Molluscs extra	967	302,177				
Eels						
<i>Finfish, Frozen Whole</i>	25,720	185,370	7.21			
Total for Eels	25,720	185,370				
Finfish, fillet blocks						
<i>Finfish, Processed Other</i>	98,468	371,279	3.77	18,818	86,273	4.58
Total for Finfish, fillet blocks	98,468	371,279		18,818	86,273	
Finfish, minced blocks						
<i>Finfish, Processed Other</i>	13,703	28,095	2.05			
Total for Finfish, minced blocks	13,703	28,095				
Groper						
<i>Finfish, Frozen Other form</i>	96	754	7.85			
Total for Groper	96	754				
Hoki						
<i>Finfish, Frozen Fillets</i>	318,902	2,072,224	6.50	36,720	222,178	6.05
<i>Finfish, Frozen Headed and Guttled</i>	105	345	3.29			
Total for Hoki	319,007	2,072,569		36,720	222,178	
Ling						
<i>Finfish, Frozen Fillets</i>	10	23	2.30			
Total for Ling	10	23				

NETT	Jan 2009 -- Dec 2009			Month-to-Date: December - 2009		
	Weight (kg)	FOB* Value (\$NZ)	Unit Value	Weight (kg)	FOB* Value (\$NZ)	Unit Value
United Kingdom						
Mackerel, Jack						
<i>Finfish, Frozen Whole</i>	99,020	98,942	1.00	15,540	15,452	0.99
Total for Mackerel, Jack	99,020	98,942		15,540	15,452	
Monkfish						
<i>Finfish, Frozen Fillets</i>	36,940	344,233	9.32			
Total for Monkfish	36,940	344,233				
Monkfish (Stargazer)						
<i>Finfish, Frozen Headed and Guttled</i>	24,000	176,249	7.34			
Total for Monkfish (Stargazer)	24,000	176,249				
Mussels						
<i>Mussels, Freeze-dried pwd</i>	27,238	2,349,331	86.25	3,185	255,474	80.21
<i>Mussels, HS Frozen</i>	981,575	5,864,241	5.97	24,840	101,019	4.07
<i>Mussels, Meat Frozen</i>	55,568	360,401	6.49	2,000	11,761	5.88
<i>Mussels, Powder in capsule</i>	3,818	93,364	24.45	3,000	32,860	10.95
<i>Mussels, Pre'ed/Marinated</i>	6,930	33,329	4.81			
Total for Mussels	1,075,129	8,700,666		33,025	401,114	
Orange Roughy						
<i>Finfish, Frozen Fillets</i>	1,970	31,798	16.14			
Total for Orange Roughy	1,970	31,798				
Oreo Dory, Smooth						
<i>Finfish, Frozen Fillets</i>	7,210	87,178	12.09	10	112	11.20
Total for Oreo Dory, Smooth	7,210	87,178		10	112	
Other chilled finfish						
<i>Finfish, Chilled Other form</i>	19	75	3.95			
Total for Other chilled finfish	19	75				
Other Fish Packed						
<i>Other,</i>	18	111	6.17			
Total for Other Fish Packed	18	111				
Other frozen finfish						
<i>Finfish, Frozen Other form</i>	6,710	65,034	9.69			
<i>Finfish, Frozen Whole</i>	19,552	52,986	2.71			
Total for Other frozen finfish	26,262	118,020				
Other Molluscs						
<i>Other Molluscs, Live, Chilled or Frozen</i>	3,650	87,503	23.97	150	15,000	100.00
Total for Other Molluscs	3,650	87,503		150	15,000	
Oysters						
<i>Oysters, Chilled or Frozen</i>	278	1,803	6.49			
Total for Oysters	278	1,803				

NETT	Jan 2009 -- Dec 2009			Month-to-Date: December - 2009		
	Weight (kg)	FOB* Value (\$NZ)	Unit Value	Weight (kg)	FOB* Value (\$NZ)	Unit Value

United Kingdom

Patagonian Toothfish

<i>Finfish, Frozen Other form</i>	828	19,571	23.64			
Total for Patagonian Toothfish	828	19,571				

Paua

<i>Other Molluscs, Canned or otherwise pr</i>	5,538	409,909	74.02	826	50,300	60.90
<i>Other Molluscs, Live, Chilled or Frozen</i>	5	112	22.40			
<i>Other Molluscs, Not Live/Chilled/Frozen</i>	324	29,837	92.09			
Total for Paua	5,867	439,858		826	50,300	

Salmon

<i>Finfish, Processed Cans or Jars, Whole o</i>	15,100	175,567	11.63			
Total for Salmon	15,100	175,567				

Salmon, Other

<i>Finfish, Frozen Headed and Guttled</i>	10,257	211,805	20.65			
Total for Salmon, Other	10,257	211,805				

Salmon, Pacific

<i>Finfish, Chilled Whole</i>	4,025	56,768	14.10			
Total for Salmon, Pacific	4,025	56,768				

Scallops

<i>Other Molluscs, Live, Chilled or Frozen</i>	10	112	11.20	10	112	11.20
Total for Scallops	10	112		10	112	

Shrimps & Prawns

<i>Other Crustacea, Live, Chilled or Frozen</i>	300	20,279	67.60			
Total for Shrimps & Prawns	300	20,279				

Snapper

<i>Finfish, Frozen Whole</i>	46,580	285,194	6.12			
Total for Snapper	46,580	285,194				

Sole, Lemon

<i>Finfish, Frozen Fillets</i>	10	48	4.80			
<i>Finfish, Frozen Other form</i>	20	96	4.80			
<i>Finfish, Frozen Whole</i>	40	104	2.60			
Total for Sole, Lemon	70	248				

Sole, New Zealand

<i>Finfish, Frozen Headed and Guttled</i>	915	2,835	3.10			
Total for Sole, New Zealand	915	2,835				

Spiny Dogfish

<i>Finfish, Frozen Other form</i>	11,810	52,063	4.41			
Total for Spiny Dogfish	11,810	52,063				

Squid

<i>NETT</i>	<i>Jan 2009 -- Dec 2009</i>			<i>Month-to-Date: December - 2009</i>		
	<i>Weight (kg)</i>	<i>FOB* Value (\$NZ)</i>	<i>Unit Value</i>	<i>Weight (kg)</i>	<i>FOB* Value (\$NZ)</i>	<i>Unit Value</i>
United Kingdom						
<i>Squid, Frozen Tubes/Steaks</i>	57,576	295,172	5.13	15,456	85,008	5.50
<i>Squid, Frozen Whole</i>	9,290	14,616	1.57			
Total for Squid	66,866	309,788		15,456	85,008	
Trevally						
<i>Finfish, Frozen Whole</i>	593,600	1,379,544	2.32	13,850	32,241	2.33
Total for Trevally	593,600	1,379,544		13,850	32,241	
Tuna, Yellowfin						
<i>Finfish, Processed Cans or Jars, Whole o</i>	8,095	85,448	10.56			
Total for Tuna, Yellowfin	8,095	85,448				
Total for United Kingdom	2,514,402	15,699,102		135,125	909,937	

NETT	Jan 2009 -- Dec 2009			Month-to-Date: December - 2009		
	Weight (kg)	FOB* Value (\$NZ)	Unit Value	Weight (kg)	FOB* Value (\$NZ)	Unit Value
United States						
Alfonsino						
<i>Finfish, Frozen Whole</i>	500	3,485	6.97			
Total for Alfonsino	500	3,485				
Antarctic Toothfish						
<i>Finfish, Chilled Other form</i>	1,250	8,152	6.52			
<i>Finfish, Frozen Headed and Guttred</i>	197,582	5,161,230	26.12			
<i>Finfish, Frozen Other form</i>	195,233	4,590,053	23.51			
Total for Antarctic Toothfish	394,065	9,759,435				
Bluenose						
<i>Finfish, Chilled Fillets</i>	13,012	172,292	13.24	1,724	15,510	9.00
<i>Finfish, Chilled Headed and Guttred</i>	223,840	2,811,107	12.56	28,333	309,017	10.91
<i>Finfish, Chilled Other form</i>	9,230	138,534	15.01	3,141	48,721	15.51
<i>Finfish, Chilled Whole</i>	36,415	485,044	13.32	6,187	74,969	12.12
<i>Finfish, Frozen Fillets</i>	1,970	31,244	15.86			
<i>Finfish, Frozen Headed and Guttred</i>	1,974	23,457	11.88			
Total for Bluenose	286,441	3,661,678		39,385	448,217	
Cockles						
<i>Other Molluscs, Live, Chilled or Frozen</i>	93,350	333,982	3.58	10,174	29,150	2.87
Total for Cockles	93,350	333,982		10,174	29,150	
Cod						
<i>Finfish, Chilled Headed and Guttred</i>	388	6,770	17.45			
<i>Finfish, Chilled Other form</i>	4,456	48,468	10.88	411	4,643	11.30
Total for Cod	4,844	55,238		411	4,643	
Cod, Blue						
<i>Finfish, Chilled Fillets</i>	5	73	14.60			
<i>Finfish, Frozen Headed and Guttred</i>	3	30	10.00			
Total for Cod, Blue	8	103				
Cod, Red						
<i>Finfish, Frozen Fillets</i>	57,040	339,257	5.95			
Total for Cod, Red	57,040	339,257				
Crab						
<i>Other Crustacea, Live, Chilled or Frozen</i>	182	7,520	41.32	182	7,520	41.32
Total for Crab	182	7,520		182	7,520	
Crustn, Molluscs extract						
<i>Other Crustacea, Canned or otherwise p</i>	19	75,090	3952.11	4	18,422	4605.50
Total for Crustn, Molluscs extra	19	75,090		4	18,422	
Dogfish and Other Sharks						
<i>Finfish, Chilled Other form</i>	2,206	16,057	7.28	22	138	6.27
Total for Dogfish and Other Sha	2,206	16,057		22	138	

NETT	Jan 2009 -- Dec 2009			Month-to-Date: December - 2009		
	Weight (kg)	FOB* (\$NZ)	Value Unit Value	Weight (kg)	FOB* (\$NZ)	Value Unit Value
United States						
Eels						
<i>Finfish, Chilled Headed and Guttled</i>	60	1,102	18.37	60	1,102	18.37
<i>Finfish, Chilled Live</i>	15,631	180,437	11.54	9,040	91,436	10.11
<i>Finfish, Chilled Other form</i>	198	2,131	10.76	45	429	9.53
<i>Finfish, Frozen Other form</i>	2,000	31,367	15.68			
Total for Eels	17,889	215,037		9,145	92,967	
Finfish, fillet blocks						
<i>Finfish, Processed Other</i>	15,510	54,054	3.49			
Total for Finfish, fillet blocks	15,510	54,054				
Finfish, minced blocks						
<i>Finfish, Processed Other</i>	54,863	121,697	2.22			
Total for Finfish, minced blocks	54,863	121,697				
Finfish, other fish meat						
<i>Finfish, Processed Other</i>	18,054	96,192	5.33			
Total for Finfish, other fish meat	18,054	96,192				
Flounder						
<i>Finfish, Chilled Other form</i>	288	3,580	12.43			
<i>Finfish, Chilled Whole</i>	13,351	123,800	9.27	1,404	13,858	9.87
<i>Finfish, Frozen Whole</i>	6,110	54,917	8.99	730	5,703	7.81
Total for Flounder	19,749	182,297		2,134	19,561	
Gemfish						
<i>Finfish, Chilled Fillets</i>	12	170	14.17			
Total for Gemfish	12	170				
Groper						
<i>Finfish, Chilled Fillets</i>	2,303	46,230	20.07	2,024	41,211	20.36
<i>Finfish, Chilled Headed and Guttled</i>	118,392	1,554,499	13.13	11,462	133,876	11.68
<i>Finfish, Chilled Other form</i>	10,832	151,274	13.97	1,716	23,443	13.66
<i>Finfish, Chilled Whole</i>	9,547	111,443	11.67	645	7,399	11.47
<i>Finfish, Frozen Whole</i>	1,231	16,157	13.13			
Total for Groper	142,305	1,879,603		15,847	205,929	
Gurnard						
<i>Finfish, Chilled Other form</i>	863	14,197	16.45			
<i>Finfish, Chilled Whole</i>	225	2,026	9.00	3	17	5.67
Total for Gurnard	1,088	16,223		3	17	
Hake						
<i>Finfish, Frozen Headed and Guttled</i>	16,104	104,476	6.49			
<i>Finfish, Frozen Other form</i>	16,506	73,273	4.44			
Total for Hake	32,610	177,749				
Hoki						
<i>Finfish, Chilled Fillets</i>	2,722	10,697	3.93			
<i>Finfish, Frozen Fillets</i>	900,168	5,630,870	6.26	169,203	926,737	5.48

NETT	Jan 2009 -- Dec 2009			Month-to-Date: December - 2009		
	Weight (kg)	FOB* Value (\$NZ)	Unit Value	Weight (kg)	FOB* Value (\$NZ)	Unit Value
United States						
Total for Hoki	902,890	5,641,567		169,203	926,737	
John Dory						
<i>Finfish, Chilled Fillets</i>	8,464	192,900	22.79	1,075	21,046	19.58
<i>Finfish, Chilled Headed and Guttled</i>	7,253	102,394	14.12	267	2,777	10.40
<i>Finfish, Chilled Other form</i>	1,587	25,109	15.82			
<i>Finfish, Chilled Whole</i>	100,861	1,364,981	13.53	12,460	144,293	11.58
<i>Finfish, Frozen Fillets</i>	3,310	57,943	17.51	1,000	17,899	17.90
Total for John Dory	121,475	1,743,327		14,802	186,015	
Kingfish, Yellowtail						
<i>Finfish, Chilled Headed and Guttled</i>	102	1,084	10.63	42	418	9.95
<i>Finfish, Chilled Whole</i>	2,501	30,921	12.36			
Total for Kingfish, Yellowtail	2,603	32,005		42	418	
Ling						
<i>Finfish, Chilled Fillets</i>	41,633	577,585	13.87	19,903	276,247	13.88
<i>Finfish, Frozen Headed and Guttled</i>	11,310	42,895	3.79			
Total for Ling	52,943	620,480		19,903	276,247	
Mackerel, Jack						
<i>Finfish, Frozen Fillets</i>	3,450	29,325	8.50			
<i>Finfish, Frozen Whole</i>	2,410	5,594	2.32			
Total for Mackerel, Jack	5,860	34,919				
Moki						
<i>Finfish, Frozen Headed and Guttled</i>	199	1,887	9.48			
Total for Moki	199	1,887				
Monkfish						
<i>Finfish, Frozen Fillets</i>	40,165	376,357	9.37			
Total for Monkfish	40,165	376,357				
Monkfish (Stargazer)						
<i>Finfish, Chilled Headed and Guttled</i>	25	240	9.60			
Total for Monkfish (Stargazer)	25	240				
Mullet						
<i>Finfish, Chilled Whole</i>	1,980	18,054	9.12	381	3,077	8.08
Total for Mullet	1,980	18,054		381	3,077	
Mussels						
<i>Mussels, Freeze-dried pwd</i>	37,255	1,975,019	53.01	9,487	441,399	46.53
<i>Mussels, HS Fresh/Chld</i>	806	2,320	2.88			
<i>Mussels, HS Frozen</i>	10,281,193	53,610,569	5.21	899,903	3,427,108	3.81
<i>Mussels, Live</i>	215,114	688,108	3.20	17,668	53,997	3.06
<i>Mussels, Meat Chilled/Frsh</i>	5,151	66,165	12.85			
<i>Mussels, Meat Frozen</i>	419,388	2,643,913	6.30	50,843	259,126	5.10
<i>Mussels, not Live/Chilled</i>	130	600	4.62			
<i>Mussels, Pre'ed/Marinated</i>	1,560	25,574	16.39			

NETT	Jan 2009 -- Dec 2009			Month-to-Date: December - 2009		
	Weight (kg)	FOB* Value (\$NZ)	Unit Value	Weight (kg)	FOB* Value (\$NZ)	Unit Value
United States						
<i>Mussels, Smoked</i>	57	414	7.26			
<i>Mussels, Whole Chilled</i>	428	2,147	5.02			
<i>Mussels, Whole Frozen</i>	139,077	691,557	4.97	22,655	39,321	1.74
Total for Mussels	11,100,159	59,706,386		1,000,556	4,220,951	
Octopus						
<i>Other Molluscs, Live, Chilled or Frozen</i>	10	68	6.80	10	68	6.80
Total for Octopus	10	68		10	68	
Orange Roughy						
<i>Finfish, Chilled Fillets</i>	17,344	319,703	18.43	2,326	37,912	16.30
<i>Finfish, Frozen Fillets</i>	2,042,235	36,324,559	17.79	102,109	1,633,431	16.00
<i>Finfish, Frozen Other form</i>	2,000	19,077	9.54			
Total for Orange Roughy	2,061,579	36,663,339		104,435	1,671,343	
Oreo Dory, Smooth						
<i>Finfish, Frozen Fillets</i>	2,000	17,828	8.91			
Total for Oreo Dory, Smooth	2,000	17,828				
Other chilled fillets						
<i>Finfish, Chilled Fillets</i>	1,334	15,832	11.87	47	367	7.81
Total for Other chilled fillets	1,334	15,832		47	367	
Other chilled finfish						
<i>Finfish, Chilled Headed and Guttled</i>	61,761	570,119	9.23	4,511	50,420	11.18
<i>Finfish, Chilled Other form</i>	8,361	87,322	10.44	523	6,547	12.52
<i>Finfish, Chilled Whole</i>	38,888	395,959	10.18	5,203	43,276	8.32
Total for Other chilled finfish	109,010	1,053,400		10,237	100,243	
Other clams frozen						
<i>Other Molluscs, Live, Chilled or Frozen</i>	57,845	316,935	5.48	20	88	4.40
Total for Other clams frozen	57,845	316,935		20	88	
Other Fish Packed						
<i>Other,</i>	582	3,846	6.61	360	2,225	6.18
Total for Other Fish Packed	582	3,846		360	2,225	
Other frozen fillets						
<i>Finfish, Frozen Fillets</i>	261	9,483	36.33			
Total for Other frozen fillets	261	9,483				
Other frozen finfish						
<i>Finfish, Frozen Whole</i>	39,320	162,195	4.13			
Total for Other frozen finfish	39,320	162,195				
Other invertebrate						
<i>Other Molluscs, Live, Chilled or Frozen</i>	7,481	372,436	49.78	457	16,794	36.75
Total for Other invertebrate	7,481	372,436		457	16,794	
Other Molluscs						

NETT	Jan 2009 -- Dec 2009			Month-to-Date: December - 2009		
	Weight (kg)	FOB* Value (\$NZ)	Unit Value	Weight (kg)	FOB* Value (\$NZ)	Unit Value
United States						
<i>Other Molluscs, Live, Chilled or Frozen</i>	644,090	3,159,146	4.90	94,222	390,218	4.14
Total for Other Molluscs	644,090	3,159,146		94,222	390,218	
Other preparations						
<i>Other,</i>	427,173	3,418,659	8.00	65,974	426,440	6.46
Total for Other preparations	427,173	3,418,659		65,974	426,440	
Oysters						
<i>Oysters, Chilled or Frozen</i>	97,013	794,097	8.19	9,060	58,659	6.47
Total for Oysters	97,013	794,097		9,060	58,659	
Patagonian Toothfish						
<i>Finfish, Chilled Other form</i>	6,500	47,737	7.34	6,500	47,737	7.34
<i>Finfish, Frozen Other form</i>	214,546	4,050,746	18.88	120,102	2,304,492	19.19
Total for Patagonian Toothfish	221,046	4,098,483		126,602	2,352,229	
Paua						
<i>Other Molluscs, Canned or otherwise pr</i>	12,852	813,148	63.27	4,080	253,636	62.17
<i>Other Molluscs, Live, Chilled or Frozen</i>	1,390	97,112	69.86	1,390	97,112	69.86
Total for Paua	14,242	910,260		5,470	350,748	
Rock Lobster						
<i>Rock Lobster, Chilled Live</i>	8,677	616,957	71.10	1,487	125,749	84.57
<i>Rock Lobster, Frozen Tails</i>	12,838	901,066	70.19	3,519	238,985	67.91
<i>Rock Lobster, Frozen Whole</i>	3,450	92,991	26.95			
Total for Rock Lobster	24,965	1,611,014		5,006	364,734	
Salmon, Other						
<i>Finfish, Frozen Headed and Guttled</i>	9,025	107,742	11.94	750	7,512	10.02
Total for Salmon, Other	9,025	107,742		750	7,512	
Salmon, Pacific						
<i>Finfish, Chilled Headed and Guttled</i>	94,739	1,298,888	13.71	14,287	206,173	14.43
<i>Finfish, Chilled Other form</i>	29,277	368,951	12.60	4,855	42,417	8.74
<i>Finfish, Chilled Whole</i>	677,482	10,054,530	14.84	53,090	699,981	13.18
<i>Finfish, Processed Smoked</i>	73	1,761	24.12			
Total for Salmon, Pacific	801,571	11,724,130		72,232	948,571	
Salmonidae						
<i>Finfish, Chilled Fillets</i>	6,274	91,863	14.64			
<i>Finfish, Frozen Fillets</i>	2,529	24,210	9.57	2,501	23,700	9.48
Total for Salmonidae	8,803	116,073		2,501	23,700	
Shrimps & Prawns						
<i>Other Crustacea, Canned or otherwise p</i>	130	2,574	19.80	130	2,574	19.80
<i>Other Crustacea, Live, Chilled or Frozen</i>	63,564	2,962,464	46.61	11,310	473,254	41.84
Total for Shrimps & Prawns	63,694	2,965,038		11,440	475,828	
Skate						
<i>Finfish, Frozen Fillets</i>	1,000	4,118	4.12			

NETT	Jan 2009 -- Dec 2009			Month-to-Date: December - 2009		
	Weight (kg)	FOB* Value (\$NZ)	Unit Value	Weight (kg)	FOB* Value (\$NZ)	Unit Value
United States						
Total for Skate	1,000	4,118				
Snapper						
<i>Finfish, Chilled Fillets</i>	2,503	30,082	12.02			
<i>Finfish, Chilled Other form</i>	2,867	33,506	11.69	103	1,073	10.42
<i>Finfish, Chilled Whole</i>	455,213	4,707,291	10.34	42,079	377,540	8.97
<i>Finfish, Frozen Whole</i>	83,950	500,275	5.96	15,970	69,684	4.36
Total for Snapper	544,533	5,271,154		58,152	448,297	
Sole, Lemon						
<i>Finfish, Chilled Whole</i>	10	25	2.50			
<i>Finfish, Frozen Whole</i>	100	826	8.26			
Total for Sole, Lemon	110	851				
Squid						
<i>Squid, Frozen Other Form</i>	144,750	874,374	6.04	21,000	106,176	5.06
<i>Squid, Frozen Tubes/Steaks</i>	238,230	1,575,555	6.61	14,400	88,515	6.15
<i>Squid, Frozen Whole</i>	448,418	1,015,618	2.26	600	1,149	1.92
<i>Squid, Frz Heads&Tentacles</i>	7,700	21,941	2.85			
Total for Squid	839,098	3,487,488		36,000	195,840	
Swordfish						
<i>Finfish, Chilled Headed and Guttled</i>	84,105	1,217,556	14.48	1,069	12,987	12.15
<i>Finfish, Chilled Whole</i>	223	2,965	13.30			
Total for Swordfish	84,328	1,220,521		1,069	12,987	
Tarakihi						
<i>Finfish, Chilled Fillets</i>	243	3,570	14.69			
<i>Finfish, Chilled Other form</i>	112	874	7.80			
<i>Finfish, Chilled Whole</i>	549	5,814	10.59	30	303	10.10
Total for Tarakihi	904	10,258		30	303	
Trevally						
<i>Finfish, Chilled Other form</i>	1,766	12,796	7.25	352	2,201	6.25
<i>Finfish, Chilled Whole</i>	12,901	89,118	6.91	492	3,576	7.27
<i>Finfish, Frozen Whole</i>	1,030	2,981	2.89			
Total for Trevally	15,697	104,895		844	5,777	
Tuna, Bigeye						
<i>Finfish, Chilled Headed and Guttled</i>	2,506	17,174	6.85	401	2,986	7.45
<i>Finfish, Chilled Other form</i>	18,694	148,017	7.92			
Total for Tuna, Bigeye	21,200	165,191		401	2,986	
Tuna, Other						
<i>Finfish, Chilled Headed and Guttled</i>	3,280	45,461	13.86			
<i>Finfish, Chilled Other form</i>	22,492	311,807	13.86			
<i>Finfish, Chilled Whole</i>	107	1,169	10.93			
Total for Tuna, Other	25,879	358,437				
Tuna, Southern Bluefin						

<i>NETT</i>	<i>Jan 2009 -- Dec 2009</i>			<i>Month-to-Date: December - 2009</i>		
	<i>Weight (kg)</i>	<i>FOB* Value (\$NZ)</i>	<i>Unit Value</i>	<i>Weight (kg)</i>	<i>FOB* Value (\$NZ)</i>	<i>Unit Value</i>
United States						
<i>Finfish, Chilled Headed and Gutted</i>	154	2,084	13.53			
Total for Tuna, Southern Bluefin	154	2,084				
Total for United States	19,492,981	163,315,090		1,887,513	14,295,966	

<i>NETT</i>	<i>Jan 2009 -- Dec 2009</i>			<i>Month-to-Date: December - 2009</i>		
	<i>Weight (kg)</i>	<i>FOB* Value (\$NZ)</i>	<i>Unit Value</i>	<i>Weight (kg)</i>	<i>FOB* Value (\$NZ)</i>	<i>Unit Value</i>
Uruguay						
Ling						
<i>Finfish, Frozen Fillets</i>	1,999	25,412	12.71			
<i>Finfish, Frozen Other form</i>	15,000	100,457	6.70			
Total for Ling	16,999	125,869				
Livers and Roe						
<i>Finfish, Frozen Whole</i>	32,791	48,028	1.46			
Total for Livers and Roe	32,791	48,028				
Tuna, Albacore/Longfinned						
<i>Finfish, Frozen Whole</i>	1,109	4,459	4.02			
Total for Tuna, Albacore/Longfin	1,109	4,459				
Total for Uruguay	50,899	178,356				

NETT	Jan 2009 -- Dec 2009			Month-to-Date: December - 2009		
	Weight (kg)	FOB* (\$NZ)	Value Unit	Weight (kg)	FOB* (\$NZ)	Value Unit
Vanuatu						
Cockles						
<i>Other Molluscs, Live, Chilled or Frozen</i>	19	80	4.21			
Total for Cockles	19	80				
Crab						
<i>Other Crustacea, Live, Chilled or Frozen</i>	292	3,676	12.59	34	270	7.94
Total for Crab	292	3,676		34	270	
Crustaceans						
<i>Other Crustacea, Live, Chilled or Frozen</i>	460	7,986	17.36			
Total for Crustaceans	460	7,986				
Eels						
<i>Finfish, Frozen Whole</i>	31	1,080	34.84			
Total for Eels	31	1,080				
KahBarrTuna pack other						
<i>Finfish, Processed Packed</i>	580	4,888	8.43			
Total for KahBarrTuna pack oth	580	4,888				
Kingfish, Yellowtail						
<i>Finfish, Chilled Fillets</i>	5	148	29.60			
Total for Kingfish, Yellowtail	5	148				
Livers and Roe						
<i>Finfish, Chilled Whole</i>	6	280	46.67			
Total for Livers and Roe	6	280				
Mackerel						
<i>Finfish, Chilled Headed and Guttled</i>	3	76	25.33	3	76	25.33
<i>Finfish, Processed Cans or Jars, Whole o</i>	60	333	5.55			
Total for Mackerel	63	409		3	76	
Mussels						
<i>Mussels, HS Frozen</i>	2,941	23,215	7.89	145	1,227	8.46
<i>Mussels, Live</i>	510	1,882	3.69	86	623	7.24
<i>Mussels, Meat Frozen</i>	60	502	8.37			
<i>Mussels, Other not L/Ch/Fz</i>	6	46	7.67			
<i>Mussels, Whole Chilled</i>	48	160	3.33			
<i>Mussels, Whole Frozen</i>	10	310	31.00	10	310	31.00
Total for Mussels	3,575	26,115		241	2,160	
Other chilled finfish						
<i>Finfish, Chilled Other form</i>	52	706	13.58			
Total for Other chilled finfish	52	706				
Other frozen finfish						
<i>Finfish, Frozen Other form</i>	260	1,795	6.90	15	99	6.60
<i>Finfish, Frozen Whole</i>	37	333	9.00			

NETT	Jan 2009 -- Dec 2009			Month-to-Date: December - 2009		
	Weight (kg)	FOB* Value (\$NZ)	Unit Value	Weight (kg)	FOB* Value (\$NZ)	Unit Value
Vanuatu						
Total for Other frozen finfish	297	2,128		15	99	
Other Molluscs						
Other Molluscs, Live, Chilled or Frozen	81	258	3.19	20	74	3.70
Total for Other Molluscs	81	258		20	74	
Oysters						
Oysters, Chilled or Frozen	2,421	23,818	9.84	491	4,714	9.60
Total for Oysters	2,421	23,818		491	4,714	
Paua						
Other Molluscs, Live, Chilled or Frozen	5	966	193.20			
Total for Paua	5	966				
Rock Lobster						
Rock Lobster, Frozen Whole	10	599	59.90			
Total for Rock Lobster	10	599				
Salmon						
Finfish, Processed Cans or Jars, Whole o	390	5,444	13.96			
Finfish, Processed Other	73	2,914	39.92	28	1,272	45.43
Total for Salmon	463	8,358		28	1,272	
Salmon, Pacific						
Finfish, Chilled Headed and Guttled	214	6,486	30.31	94	2,420	25.74
Finfish, Chilled Whole	254	3,679	14.48	175	2,543	14.53
Finfish, Processed Smoked	272	7,911	29.08	52	2,201	42.33
Total for Salmon, Pacific	740	18,076		321	7,164	
Salmonidae						
Finfish, Chilled Fillets	193	4,582	23.74	21	419	19.95
Finfish, Frozen Fillets	102	2,037	19.97			
Total for Salmonidae	295	6,619		21	419	
Sardines						
Finfish, Processed Cans or Jars, Whole o	25	249	9.96			
Total for Sardines	25	249				
Scallops						
Other Molluscs, Live, Chilled or Frozen	601	11,022	18.34	20	420	21.00
Total for Scallops	601	11,022		20	420	
Shrimps & Prawns						
Other Crustacea, Live, Chilled or Frozen	3,821	70,654	18.49	288	5,010	17.40
Total for Shrimps & Prawns	3,821	70,654		288	5,010	
Sole						
Finfish, Frozen Whole	800	2,240	2.80			
Total for Sole	800	2,240				

NETT	Jan 2009 -- Dec 2009			Month-to-Date: December - 2009		
	Weight (kg)	FOB* Value (\$NZ)	Unit Value	Weight (kg)	FOB* Value (\$NZ)	Unit Value
Vanuatu						
Sole, Lemon						
<i>Finfish, Frozen Whole</i>	30	246	8.20	20	153	7.65
Total for Sole, Lemon	30	246		20	153	
Sole, New Zealand						
<i>Finfish, Frozen Whole</i>	2,000	5,800	2.90			
Total for Sole, New Zealand	2,000	5,800				
Squid						
<i>Squid, Dried</i>	20	214	10.70			
<i>Squid, Frozen Other Form</i>	4,170	30,227	7.25			
<i>Squid, Frozen Tubes/Steaks</i>	6,156	27,754	4.51	240	1,495	6.23
Total for Squid	10,346	58,195		240	1,495	
Tuna, Yellowfin						
<i>Finfish, Processed Cans or Jars, Whole o</i>	220	1,578	7.17			
Total for Tuna, Yellowfin	220	1,578				
Total for Vanuatu	27,238	256,174		1,742	23,326	

NETT	Jan 2009 -- Dec 2009			Month-to-Date: December - 2009		
	Weight (kg)	FOB* Value (\$NZ)	Unit Value	Weight (kg)	FOB* Value (\$NZ)	Unit Value
Vietnam						
Alfonsino						
<i>Finfish, Frozen Headed and Guttred</i>	13,200	109,830	8.32			
Total for Alfonsino	13,200	109,830				
Mackerel, Blue						
<i>Finfish, Frozen Whole</i>	52,400	52,732	1.01			
Total for Mackerel, Blue	52,400	52,732				
Mackerel, Jack						
<i>Finfish, Frozen Fillets</i>	171,000	261,157	1.53			
<i>Finfish, Frozen Headed and Guttred</i>	371,740	835,771	2.25	100,140	205,342	2.05
<i>Finfish, Frozen Other form</i>	345,640	457,688	1.32	19,000	23,749	1.25
Total for Mackerel, Jack	888,380	1,554,616		119,140	229,091	
Monkfish (Stargazer)						
<i>Finfish, Frozen Other form</i>	110	1,364	12.40	60	754	12.57
Total for Monkfish (Stargazer)	110	1,364		60	754	
Mussels						
<i>Mussels, HS Frozen</i>	4,260	29,315	6.88	1,560	8,644	5.54
<i>Mussels, Whole Chilled</i>	2,820	33,380	11.84			
<i>Mussels, Whole Frozen</i>	6,060	18,654	3.08			
Total for Mussels	13,140	81,349		1,560	8,644	
Other chilled finfish						
<i>Finfish, Chilled Other form</i>	230	3,020	13.13			
Total for Other chilled finfish	230	3,020				
Paua						
<i>Other Molluscs, Canned or otherwise pr</i>	2,244	166,149	74.04			
Total for Paua	2,244	166,149				
Salmon, Other						
<i>Finfish, Frozen Headed and Guttred</i>	18,460	150,655	8.16			
Total for Salmon, Other	18,460	150,655				
Shrimps & Prawns						
<i>Other Crustacea, Live, Chilled or Frozen</i>	40,889	538,142	13.16	6,480	70,423	10.87
Total for Shrimps & Prawns	40,889	538,142		6,480	70,423	
Tuna, Skipjack						
<i>Finfish, Frozen Whole</i>	578,145	1,192,329	2.06			
Total for Tuna, Skipjack	578,145	1,192,329				
Total for Vietnam	1,607,198	3,850,186		127,240	308,912	

NETT	Jan 2009 -- Dec 2009			Month-to-Date: December - 2009		
	Weight (kg)	FOB* Value (\$NZ)	Unit Value	Weight (kg)	FOB* Value (\$NZ)	Unit Value
Wallis And Futuna Islands						
Hoki						
<i>Finfish, Frozen Fillets</i>	5	27	5.40			
Total for Hoki	5	27				
Mackerel						
<i>Finfish, Processed Cans or Jars, Whole o</i>	1,062	5,902	5.56			
Total for Mackerel	1,062	5,902				
Mussels						
<i>Mussels, HS Frozen</i>	458	3,123	6.82			
<i>Mussels, Live</i>	75	206	2.75	60	165	2.75
<i>Mussels, Meat Frozen</i>	132	1,043	7.90			
Total for Mussels	665	4,372		60	165	
Octopus						
<i>Other Molluscs, Live, Chilled or Frozen</i>	5,375	29,992	5.58			
Total for Octopus	5,375	29,992				
Other preparations						
<i>Other,</i>	5	151	30.20			
Total for Other preparations	5	151				
Oysters						
<i>Oysters, Chilled or Frozen</i>	380	3,006	7.91	120	920	7.67
Total for Oysters	380	3,006		120	920	
Salmon, Pacific						
<i>Finfish, Chilled Headed and Guttled</i>	64	857	13.39	42	567	13.50
<i>Finfish, Processed Smoked</i>	184	8,201	44.57	40	2,880	72.00
Total for Salmon, Pacific	248	9,058		82	3,447	
Scallops						
<i>Other Molluscs, Live, Chilled or Frozen</i>	374	6,660	17.81			
Total for Scallops	374	6,660				
Squid						
<i>Squid, Frozen Tubes/Steaks</i>	165	507	3.07			
Total for Squid	165	507				
Total for Wallis And Futuna Isla	8,279	59,675		262	4,532	

<i>NETT</i>	<i>Jan 2009 -- Dec 2009</i>			<i>Month-to-Date: December - 2009</i>		
	<i>Weight (kg)</i>	<i>FOB* Value (\$NZ)</i>	<i>Unit Value</i>	<i>Weight (kg)</i>	<i>FOB* Value (\$NZ)</i>	<i>Unit Value</i>
<i>Grand Total</i>	286,603,628	1,422,874,729		24,854,636	121,613,209	

FOB - Free on board. The value of export goods, including raw material, processing, packaging, storage and transportation up to the point where the goods are about to leave the country as exports. FOB does not include storage, export transport or insurance cost to get the goods to the export market.*