



**New Zealand Seafood Exports**

**Calendar Year to December 2010**

**Report 10B  
Seafood Exports Country by Species**

## Exports of Seafood Produce for 12 Months ending December 2010

Prepared by the Information Centre, NZ Seafood Industry Council (SeaFIC), from official export figures collected by NZ Customs and supplied by Statistics New Zealand.

| NETT                              | 2009             |                        | 2010             |                        | % Change on 2009 |               |
|-----------------------------------|------------------|------------------------|------------------|------------------------|------------------|---------------|
|                                   | Tonnes           | NZ\$FOB*               | Tonnes           | NZ\$FOB*               | Volume           | Value         |
| <b>Finfish</b>                    |                  |                        |                  |                        |                  |               |
| <b>Fresh</b>                      |                  |                        |                  |                        |                  |               |
| <i>Fillets</i>                    | 779.5            | \$10,886,804           | 1,028.1          | \$16,368,228           | 31.88%           | 50.35%        |
| <i>H&amp;G</i>                    | 2,581.8          | \$28,916,373           | 2,468.6          | \$26,251,951           | -4.38%           | -9.21%        |
| <i>Live</i>                       | 322.8            | \$2,228,902            | 402.0            | \$2,815,734            | 24.53%           | 26.33%        |
| <i>Other Forms</i>                | 1,469.2          | \$17,181,197           | 1,560.0          | \$17,621,706           | 6.18%            | 2.56%         |
| <i>Whole</i>                      | 6,466.2          | \$71,474,912           | 7,525.2          | \$83,981,580           | 16.38%           | 17.50%        |
| <b>Fresh Total</b>                | <b>11,619.5</b>  | <b>\$130,688,188</b>   | <b>12,983.9</b>  | <b>\$147,039,199</b>   | <b>11.74%</b>    | <b>12.51%</b> |
| <b>Frozen</b>                     |                  |                        |                  |                        |                  |               |
| <i>Fillets</i>                    | 19,675.1         | \$164,833,960          | 22,379.6         | \$185,824,968          | 13.75%           | 12.73%        |
| <i>H&amp;G</i>                    | 57,679.0         | \$177,823,209          | 63,887.5         | \$162,305,580          | 10.76%           | -8.73%        |
| <i>Other Forms</i>                | 43,374.0         | \$134,021,416          | 38,288.3         | \$112,697,595          | -11.73%          | -15.91%       |
| <i>Whole</i>                      | 35,578.8         | \$81,600,666           | 47,053.7         | \$86,731,328           | 32.25%           | 6.29%         |
| <b>Frozen Total</b>               | <b>156,306.9</b> | <b>\$558,279,251</b>   | <b>171,609.1</b> | <b>\$547,559,471</b>   | <b>9.79%</b>     | <b>-1.92%</b> |
| <b>Processed</b>                  |                  |                        |                  |                        |                  |               |
| <i>&amp; Other Fish Meat</i>      | 22,164.4         | \$48,452,529           | 20,195.6         | \$52,845,528           | -8.88%           | 9.07%         |
| <i>Meal, Blocks, Minced</i>       | 9,179.3          | \$55,161,818           | 14,919.7         | \$69,893,977           | 62.54%           | 26.71%        |
| <i>Prepared</i>                   | 8,153.4          | \$58,916,388           | 7,512.6          | \$53,627,460           | -7.86%           | -8.98%        |
| <i>Smoked, Salted or in Brine</i> | 209.3            | \$7,124,990            | 183.7            | \$5,681,594            | -12.25%          | -20.26%       |
| <b>Processed Total</b>            | <b>39,706.4</b>  | <b>\$169,655,725</b>   | <b>42,811.6</b>  | <b>\$182,048,559</b>   | <b>7.82%</b>     | <b>7.30%</b>  |
| <b>Finfish Total</b>              | <b>207,632.8</b> | <b>\$858,623,164</b>   | <b>227,404.6</b> | <b>\$876,647,229</b>   | <b>9.52%</b>     | <b>2.10%</b>  |
| <b>Other Crustacea</b>            |                  |                        |                  |                        |                  |               |
| <b>Other Crustacea</b>            |                  |                        |                  |                        |                  |               |
| <i>Fresh or Frozen</i>            | 558.9            | \$18,786,497           | 579.3            | \$15,844,223           | 3.65%            | -15.66%       |
| <i>Processed</i>                  | 778.6            | \$11,429,808           | 879.1            | \$14,714,506           | 12.92%           | 28.74%        |
| <b>Other Crustacea Total</b>      | <b>1,337.4</b>   | <b>\$30,216,305</b>    | <b>1,458.4</b>   | <b>\$30,558,729</b>    | <b>9.05%</b>     | <b>1.13%</b>  |
| <b>Other Crustacea Total</b>      | <b>1,337.4</b>   | <b>\$30,216,305</b>    | <b>1,458.4</b>   | <b>\$30,558,729</b>    | <b>9.05%</b>     | <b>1.13%</b>  |
| <b>Rock Lobster</b>               |                  |                        |                  |                        |                  |               |
| <b>Rock Lobster</b>               |                  |                        |                  |                        |                  |               |
| <i>Live</i>                       | 2,342.1          | \$179,430,768          | 2,714.1          | \$224,282,538          | 15.89%           | 25.00%        |
| <i>Other Forms</i>                | 3.7              | \$249,331              | 1.2              | \$102,600              | -67.30%          | -58.85%       |
| <i>Tails</i>                      | 24.9             | \$1,506,480            | 26.9             | \$1,814,124            | 8.21%            | 20.42%        |
| <i>Whole</i>                      | 76.0             | \$3,044,800            | 82.6             | \$3,095,651            | 8.79%            | 1.67%         |
| <b>Rock Lobster Total</b>         | <b>2,446.6</b>   | <b>\$184,231,379</b>   | <b>2,824.9</b>   | <b>\$229,294,913</b>   | <b>15.46%</b>    | <b>24.46%</b> |
| <b>Rock Lobster Total</b>         | <b>2,446.6</b>   | <b>\$184,231,379</b>   | <b>2,824.9</b>   | <b>\$229,294,913</b>   | <b>15.46%</b>    | <b>24.46%</b> |
| <b>Shellfish</b>                  |                  |                        |                  |                        |                  |               |
| <b>Fresh or Frozen</b>            |                  |                        |                  |                        |                  |               |
| <i>Mussels</i>                    | 33,052.4         | \$185,059,793          | 33,311.8         | \$152,190,643          | 0.78%            | -17.76%       |
| <i>Other</i>                      | 1,000.0          | \$6,483,329            | 1,116.8          | \$8,879,727            | 11.68%           | 36.96%        |
| <i>Oysters</i>                    | 2,090.4          | \$16,140,222           | 2,242.9          | \$17,445,391           | 7.29%            | 8.09%         |
| <i>Scallops</i>                   | 63.7             | \$1,252,155            | 50.2             | \$783,389              | -21.26%          | -37.44%       |
| <i>Squid</i>                      | 38,007.2         | \$75,453,424           | 28,968.2         | \$89,410,976           | -23.78%          | 18.50%        |
| <b>Fresh or Frozen Total</b>      | <b>74,213.7</b>  | <b>\$284,388,923</b>   | <b>65,689.8</b>  | <b>\$268,710,126</b>   | <b>-11.49%</b>   | <b>-5.51%</b> |
| <b>Processed</b>                  |                  |                        |                  |                        |                  |               |
| <i>Abalone</i>                    | 878.3            | \$47,502,026           | 1,116.0          | \$61,777,542           | 27.07%           | 30.05%        |
| <i>Mussels</i>                    | 789.8            | \$17,406,900           | 815.5            | \$19,166,592           | 3.25%            | 10.11%        |
| <i>Other</i>                      | 206.8            | \$1,609,371            | 996.5            | \$7,774,527            | 381.92%          | 383.08%       |
| <b>Processed Total</b>            | <b>1,874.9</b>   | <b>\$66,518,297</b>    | <b>2,928.0</b>   | <b>\$88,718,661</b>    | <b>56.17%</b>    | <b>33.37%</b> |
| <b>Shellfish Total</b>            | <b>76,088.6</b>  | <b>\$350,907,220</b>   | <b>68,617.8</b>  | <b>\$357,428,787</b>   | <b>-9.82%</b>    | <b>1.86%</b>  |
| <b>Grand Total</b>                | <b>287,505.4</b> | <b>\$1,423,978,068</b> | <b>300,305.7</b> | <b>\$1,493,929,658</b> | <b>4.45%</b>     | <b>4.91%</b>  |

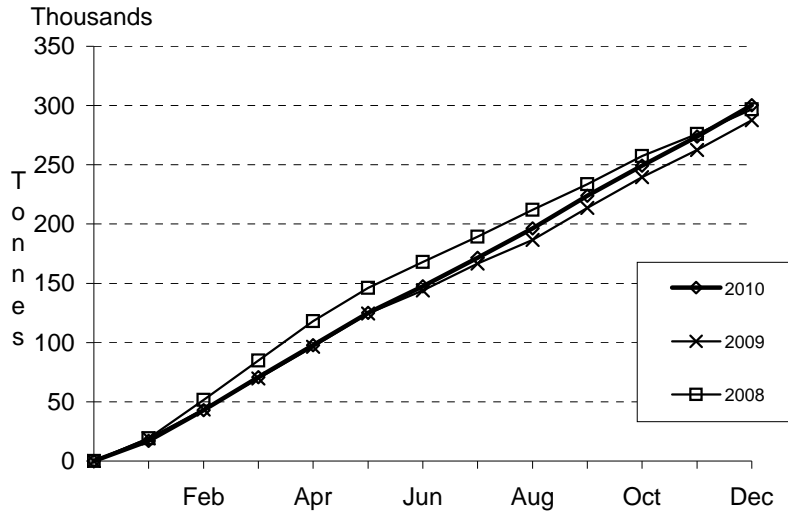
FOB\* - Free on board. The value of export goods, including raw material, processing, packaging, storage and transportation up to the point where the goods are about to leave the country as exports. FOB does not include storage, export transport or insurance cost to get the goods to the export market.





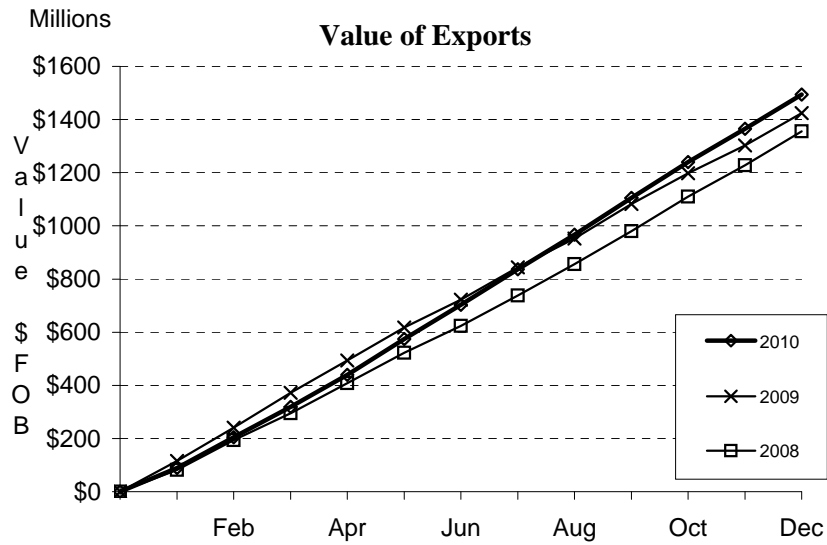
**Seafood Export Statistics for 2010  
Against 2009 & 2008 Figures**

**Volume Exported**



**Seafood Export Statistics for 2010  
Against 2009 & 2008 Figures**

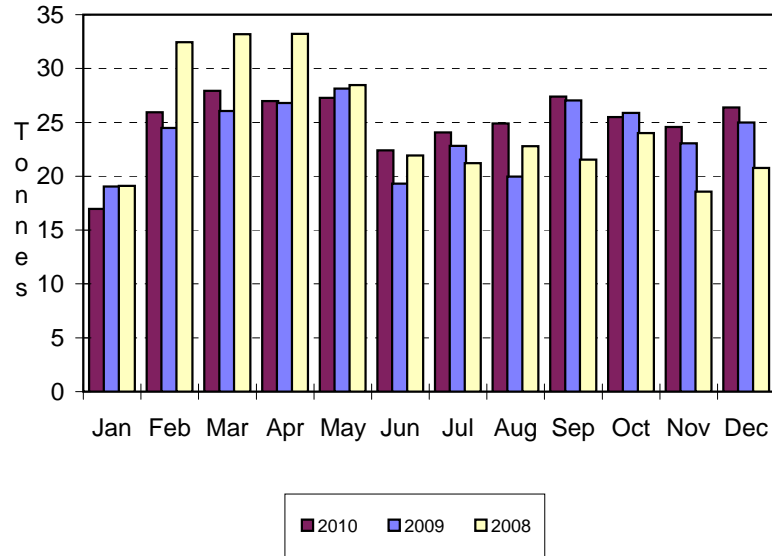
**Value of Exports**



**Seafood Export Statistics for Individual Months of 2010  
Comparison against 2009 & 2008 Figures**

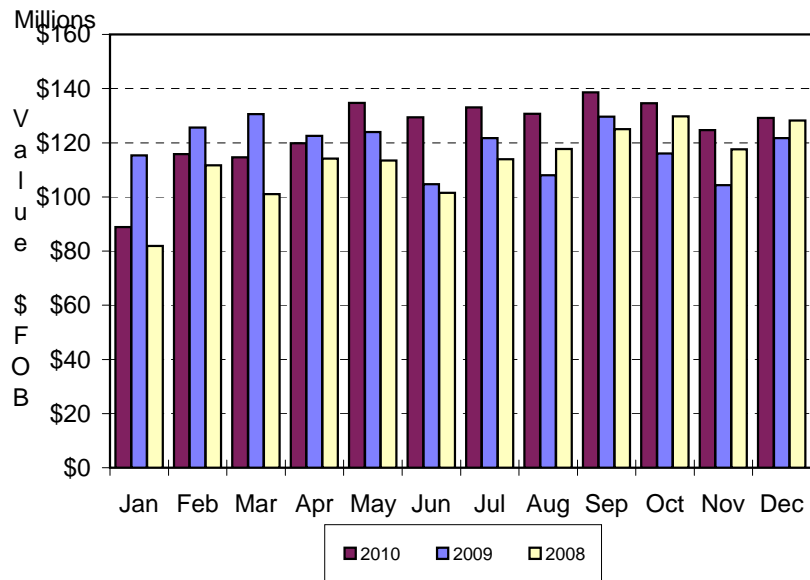
Thousands

**Volume Exported**



**Seafood Export Statistics for Individual Months of 2010  
Comparison against 2009 & 2008 Figures**

**Value of Exports**



*Nett Weight Volume (kg's) of Live/Chilled/Frozen Finfish for December 2010*

| <i>Species Name</i>       | <i>Live</i> | <i>Frozen Whole</i> | <i>Chilled Whole</i> | <i>Frozen Fillets</i> | <i>Chilled Fillets</i> | <i>Frozen H&amp;G</i> | <i>Chilled H&amp;G</i> | <i>Species Total</i> | <i>% of Finfish</i> |
|---------------------------|-------------|---------------------|----------------------|-----------------------|------------------------|-----------------------|------------------------|----------------------|---------------------|
| Alfonsino                 | 0           | 15,503              | 0                    | 0                     | 0                      | 102,540               | 0                      | 118,043              | 0.84%               |
| Antarctic Toothfish       | 0           | 0                   | 0                    | 0                     | 0                      | 0                     | 0                      | 0                    | 0.00%               |
| Barracouta                | 0           | 185,136             | 0                    | 165,180               | 0                      | 578,492               | 0                      | 928,808              | 6.57%               |
| Bluenose                  | 0           | 0                   | 33,876               | 120                   | 12,350                 | 0                     | 57,660                 | 104,006              | 0.74%               |
| Cardinal Fish             | 0           | 0                   | 0                    | 20,060                | 0                      | 13,440                | 0                      | 33,500               | 0.24%               |
| Carp                      | 0           | 0                   | 0                    | 0                     | 0                      | 0                     | 0                      | 0                    | 0.00%               |
| Coalfish                  | 0           | 0                   | 0                    | 0                     | 0                      | 0                     | 0                      | 0                    | 0.00%               |
| Cod                       | 0           | 0                   | 2                    | 0                     | 0                      | 0                     | 2,487                  | 2,489                | 0.02%               |
| Cod, Blue                 | 0           | 0                   | 0                    | 715                   | 150                    | 0                     | 0                      | 865                  | 0.01%               |
| Cod, Red                  | 0           | 1,690               | 0                    | 17,543                | 1,942                  | 90,692                | 0                      | 111,867              | 0.79%               |
| Eels                      | 42,669      | 105,931             | 135                  | 0                     | 0                      | 0                     | 0                      | 148,735              | 1.05%               |
| Elephant Fish             | 0           | 0                   | 0                    | 450                   | 0                      | 0                     | 0                      | 450                  | 0.00%               |
| Flounder                  | 0           | 24,040              | 29,699               | 100                   | 2,838                  | 0                     | 2,751                  | 59,428               | 0.42%               |
| Ghostshark                | 0           | 9,072               | 0                    | 16,470                | 174                    | 43,456                | 0                      | 69,172               | 0.49%               |
| Groper                    | 0           | 0                   | 9,438                | 0                     | 5,355                  | 0                     | 14,061                 | 28,854               | 0.20%               |
| Gurnard                   | 0           | 1,008               | 4,673                | 1,010                 | 6,419                  | 0                     | 0                      | 13,110               | 0.09%               |
| Haddock                   | 0           | 0                   | 0                    | 0                     | 0                      | 0                     | 0                      | 0                    | 0.00%               |
| Hake                      | 0           | 0                   | 0                    | 27,947                | 0                      | 80,610                | 0                      | 108,557              | 0.77%               |
| Halibut                   | 0           | 0                   | 0                    | 0                     | 0                      | 0                     | 0                      | 0                    | 0.00%               |
| Herrings                  | 0           | 4                   | 0                    | 0                     | 0                      | 0                     | 0                      | 4                    | 0.00%               |
| Hoki                      | 0           | 2,936               | 0                    | 918,727               | 99                     | 1,332,253             | 0                      | 2,254,015            | 15.95%              |
| John Dory                 | 0           | 0                   | 33,118               | 1,270                 | 4,796                  | 0                     | 242                    | 39,426               | 0.28%               |
| Kahawai                   | 0           | 236,260             | 0                    | 0                     | 0                      | 0                     | 0                      | 236,260              | 1.67%               |
| Kingfish, Yellowtail      | 0           | 0                   | 541                  | 0                     | 133                    | 0                     | 15                     | 689                  | 0.00%               |
| Leatherjacket             | 0           | 5,350               | 0                    | 0                     | 0                      | 0                     | 0                      | 5,350                | 0.04%               |
| Ling                      | 0           | 53,929              | 0                    | 230,851               | 14,878                 | 131,398               | 0                      | 431,056              | 3.05%               |
| Livers and Roe            | 0           | 105,879             | 10                   | 0                     | 0                      | 0                     | 0                      | 105,889              | 0.75%               |
| Mackerel                  | 0           | 0                   | 0                    | 0                     | 0                      | 0                     | 0                      | 0                    | 0.00%               |
| Mackerel, Blue            | 0           | 333,875             | 0                    | 0                     | 0                      | 0                     | 0                      | 333,875              | 2.36%               |
| Mackerel, Jack            | 0           | 1,886,350           | 0                    | 0                     | 0                      | 33,600                | 0                      | 1,919,950            | 13.58%              |
| Mackerel, Other(exl Jack) | 0           | 0                   | 0                    | 0                     | 0                      | 0                     | 0                      | 0                    | 0.00%               |
| Moki                      | 0           | 0                   | 0                    | 0                     | 282                    | 0                     | 0                      | 282                  | 0.00%               |
| Monkfish                  | 0           | 0                   | 0                    | 30,645                | 8,855                  | 0                     | 0                      | 39,500               | 0.28%               |
| Monkfish (Stargazer)      | 0           | 0                   | 0                    | 0                     | 0                      | 1,450                 | 350                    | 1,800                | 0.01%               |
| Mullet                    | 0           | 0                   | 0                    | 0                     | 0                      | 0                     | 0                      | 0                    | 0.00%               |
| Orange Roughy             | 0           | 16,324              | 0                    | 188,755               | 7,843                  | 0                     | 0                      | 212,922              | 1.51%               |
| Oreo Dory, Black          | 0           | 22                  | 0                    | 0                     | 0                      | 372,027               | 0                      | 372,049              | 2.63%               |
| Oreo Dory, Other          | 0           | 13,360              | 0                    | 0                     | 0                      | 29,975                | 0                      | 43,335               | 0.31%               |
| Oreo Dory, Smooth         | 0           | 0                   | 0                    | 200,070               | 484                    | 0                     | 0                      | 200,554              | 1.42%               |
| Ornamental Fish           | 0           | 0                   | 0                    | 0                     | 0                      | 0                     | 0                      | 0                    | 0.00%               |
| Other Flatfish            | 0           | 0                   | 169                  | 0                     | 0                      | 0                     | 1,193                  | 1,362                | 0.01%               |
| Patagonian Toothfish      | 0           | 0                   | 0                    | 0                     | 0                      | 0                     | 0                      | 0                    | 0.00%               |
| Plaice                    | 0           | 0                   | 0                    | 0                     | 0                      | 0                     | 0                      | 0                    | 0.00%               |
| Salmon                    | 0           | 0                   | 0                    | 0                     | 0                      | 0                     | 0                      | 0                    | 0.00%               |
| Salmon, Atlantic          | 0           | 0                   | 0                    | 0                     | 0                      | 0                     | 0                      | 0                    | 0.00%               |
| Salmon, Atlantic & Danube | 0           | 0                   | 0                    | 0                     | 0                      | 0                     | 0                      | 0                    | 0.00%               |
| Salmon, Other             | 0           | 714                 | 0                    | 0                     | 0                      | 446,791               | 0                      | 447,505              | 3.17%               |
| Salmon, Pacific           | 0           | 0                   | 257,613              | 0                     | 0                      | 0                     | 2,299                  | 259,912              | 1.84%               |
| Salmon, Sockeye           | 0           | 0                   | 0                    | 0                     | 0                      | 15,317                | 0                      | 15,317               | 0.11%               |
| Salmonidae                | 0           | 0                   | 0                    | 60,306                | 14,089                 | 0                     | 0                      | 74,395               | 0.53%               |
| School shark              | 0           | 0                   | 0                    | 84,020                | 0                      | 0                     | 0                      | 84,020               | 0.59%               |
| Sea Bass                  | 0           | 40,344              | 0                    | 0                     | 0                      | 0                     | 0                      | 40,344               | 0.29%               |
| Sea Perch                 | 0           | 0                   | 0                    | 0                     | 0                      | 0                     | 0                      | 0                    | 0.00%               |
| Skate                     | 0           | 0                   | 0                    | 53,582                | 0                      | 0                     | 0                      | 53,582               | 0.38%               |
| Snapper                   | 0           | 144,276             | 286,326              | 0                     | 2,798                  | 0                     | 38                     | 433,438              | 3.07%               |
| Sole                      | 0           | 400                 | 15                   | 0                     | 0                      | 0                     | 0                      | 415                  | 0.00%               |
| Sole, Lemon               | 0           | 20,810              | 51                   | 0                     | 200                    | 0                     | 6                      | 21,067               | 0.15%               |
| Sole, New Zealand         | 0           | 10,020              | 878                  | 100                   | 148                    | 540                   | 0                      | 11,686               | 0.08%               |
| Southern Blue Whiting     | 0           | 0                   | 0                    | 0                     | 0                      | 657,482               | 0                      | 657,482              | 4.65%               |
| Spotted Dogfish ( Rig )   | 0           | 0                   | 0                    | 45,080                | 751                    | 0                     | 0                      | 45,831               | 0.32%               |
| Swordfish                 | 0           | 0                   | 465                  | 0                     | 0                      | 0                     | 1,804                  | 2,269                | 0.02%               |
| Toothfish, Other          | 0           | 0                   | 0                    | 0                     | 0                      | 0                     | 0                      | 0                    | 0.00%               |
| Trevally                  | 0           | 116,920             | 2,035                | 0                     | 203                    | 0                     | 0                      | 119,158              | 0.84%               |
| Trout                     | 0           | 0                   | 0                    | 0                     | 0                      | 0                     | 0                      | 0                    | 0.00%               |
| Tuna, Albacore/Longfinned | 0           | 29,927              | 0                    | 0                     | 0                      | 0                     | 0                      | 29,927               | 0.21%               |
| Tuna, Bigeye              | 0           | 0                   | 1,045                | 0                     | 0                      | 0                     | 6,124                  | 7,169                | 0.05%               |
| Tuna, Bluefin             | 0           | 0                   | 447                  | 0                     | 0                      | 0                     | 0                      | 447                  | 0.00%               |
| Tuna, Other               | 0           | 0                   | 235                  | 0                     | 0                      | 0                     | 3,500                  | 3,735                | 0.03%               |
| Tuna, Skipjack            | 0           | 3,350,739           | 0                    | 0                     | 0                      | 0                     | 0                      | 3,350,739            | 23.70%              |
| Tuna, Southern Bluefin    | 0           | 0                   | 354                  | 0                     | 0                      | 0                     | 20                     | 374                  | 0.00%               |
| Tuna, Yellowfin           | 0           | 0                   | 0                    | 0                     | 0                      | 0                     | 0                      | 0                    | 0.00%               |
| Tunas & AtBonito can,jar  | 0           | 0                   | 0                    | 0                     | 0                      | 0                     | 0                      | 0                    | 0.00%               |
| Warehou, Blue             | 0           | 0                   | 0                    | 0                     | 0                      | 131,184               | 0                      | 131,184              | 0.93%               |
| Warehou, Other            | 0           | 0                   | 0                    | 0                     | 0                      | 189,221               | 0                      | 189,221              | 1.34%               |
| Warehou, Silver           | 0           | 0                   | 0                    | 0                     | 0                      | 230,067               | 0                      | 230,067              | 1.63%               |
| Warehou, White            | 0           | 0                   | 0                    | 0                     | 0                      | 0                     | 0                      | 0                    | 0.00%               |

| <i>Species Name</i> | <i>Live</i> | <i>Frozen Whole</i> | <i>Chilled Whole</i> | <i>Frozen Fillets</i> | <i>Chilled Fillets</i> | <i>Frozen H&amp;G</i> | <i>Chilled H&amp;G</i> | <i>Species Total</i> | <i>% of Finfish</i> |
|---------------------|-------------|---------------------|----------------------|-----------------------|------------------------|-----------------------|------------------------|----------------------|---------------------|
| Whitebait           | 0           | 375                 | 0                    | 0                     | 0                      | 0                     | 0                      | 375                  | 0.00%               |
|                     | 42,669      | 6,711,194           | 661,125              | 2,063,001             | 84,787                 | 4,480,535             | 92,550                 | 14,135,861           |                     |
|                     | 0.3018%     | 47.4764%            | 4.6769%              | 14.5941%              | 0.5998%                | 31.6962%              | 0.6547%                |                      |                     |



*Nett Weight Volume (kg's) of Live/Chilled/Frozen Finfish for year to December 2010*

| <i>Species Name</i>       | <i>Live</i> | <i>Frozen Whole</i> | <i>Chilled Whole</i> | <i>Frozen Fillets</i> | <i>Chilled Fillets</i> | <i>Frozen H&amp;G</i> | <i>Chilled H&amp;G</i> | <i>Species Total</i> | <i>% of Finfish</i> |
|---------------------------|-------------|---------------------|----------------------|-----------------------|------------------------|-----------------------|------------------------|----------------------|---------------------|
| Alfonsino                 | 0           | 45,335              | 0                    | 0                     | 0                      | 777,433               | 0                      | 822,768              | 0.59%               |
| Antarctic Toothfish       | 0           | 0                   | 0                    | 0                     | 0                      | 338,673               | 0                      | 338,673              | 0.24%               |
| Barracouta                | 0           | 1,995,225           | 0                    | 1,773,520             | 0                      | 11,477,752            | 0                      | 15,246,497           | 10.96%              |
| Bluenose                  | 0           | 1,304               | 278,423              | 1,170                 | 87,662                 | 461                   | 564,225                | 933,245              | 0.67%               |
| Cardinal Fish             | 0           | 0                   | 0                    | 153,062               | 309                    | 167,069               | 0                      | 320,440              | 0.23%               |
| Carp                      | 0           | 0                   | 0                    | 0                     | 0                      | 0                     | 0                      | 0                    | 0.00%               |
| Coalfish                  | 0           | 0                   | 0                    | 0                     | 0                      | 0                     | 0                      | 0                    | 0.00%               |
| Cod                       | 0           | 20                  | 330                  | 0                     | 0                      | 16,921                | 20,573                 | 37,844               | 0.03%               |
| Cod, Blue                 | 0           | 10                  | 0                    | 15,906                | 1,910                  | 0                     | 0                      | 17,826               | 0.01%               |
| Cod, Red                  | 0           | 21,960              | 0                    | 294,910               | 16,459                 | 1,265,439             | 0                      | 1,598,768            | 1.15%               |
| Eels                      | 400,342     | 1,020,804           | 215                  | 0                     | 0                      | 21,526                | 0                      | 1,442,887            | 1.04%               |
| Elephant Fish             | 0           | 0                   | 0                    | 32,060                | 12                     | 0                     | 0                      | 32,072               | 0.02%               |
| Flounder                  | 0           | 288,347             | 279,900              | 4,600                 | 9,286                  | 30                    | 35,315                 | 617,478              | 0.44%               |
| Ghostshark                | 0           | 17,184              | 0                    | 251,038               | 1,833                  | 261,166               | 0                      | 531,221              | 0.38%               |
| Groper                    | 0           | 2                   | 107,625              | 9,599                 | 36,242                 | 2,079                 | 152,092                | 307,639              | 0.22%               |
| Gurnard                   | 0           | 24,880              | 51,251               | 14,730                | 74,443                 | 0                     | 0                      | 165,304              | 0.12%               |
| Haddock                   | 0           | 0                   | 0                    | 0                     | 0                      | 0                     | 0                      | 0                    | 0.00%               |
| Hake                      | 0           | 8,203               | 0                    | 297,553               | 220                    | 2,656,356             | 0                      | 2,962,332            | 2.13%               |
| Halibut                   | 0           | 0                   | 0                    | 0                     | 0                      | 0                     | 0                      | 0                    | 0.00%               |
| Herrings                  | 0           | 20                  | 0                    | 0                     | 0                      | 0                     | 0                      | 20                   | 0.00%               |
| Hoki                      | 0           | 88,271              | 0                    | 9,438,560             | 2,245                  | 20,814,257            | 0                      | 30,343,333           | 21.82%              |
| John Dory                 | 0           | 2,588               | 313,782              | 24,209                | 28,605                 | 750                   | 8,712                  | 378,646              | 0.27%               |
| Kahawai                   | 0           | 2,090,255           | 0                    | 0                     | 0                      | 0                     | 0                      | 2,090,255            | 1.50%               |
| Kingfish, Yellowtail      | 0           | 28                  | 8,551                | 0                     | 336                    | 20                    | 2,648                  | 11,583               | 0.01%               |
| Leatherjacket             | 0           | 5,350               | 146                  | 0                     | 0                      | 126,170               | 0                      | 131,666              | 0.09%               |
| Ling                      | 0           | 113,261             | 0                    | 3,463,291             | 214,895                | 1,184,239             | 0                      | 4,975,686            | 3.58%               |
| Livers and Roe            | 0           | 1,781,202           | 791                  | 0                     | 0                      | 0                     | 0                      | 1,781,993            | 1.28%               |
| Mackerel                  | 0           | 0                   | 0                    | 0                     | 0                      | 0                     | 41                     | 41                   | 0.00%               |
| Mackerel, Blue            | 0           | 5,951,010           | 0                    | 156,472               | 0                      | 159,568               | 0                      | 6,267,050            | 4.51%               |
| Mackerel, Jack            | 0           | 13,708,778          | 0                    | 0                     | 0                      | 6,027,588             | 0                      | 19,736,366           | 14.19%              |
| Mackerel, Other(exl Jack) | 0           | 96                  | 0                    | 0                     | 0                      | 0                     | 0                      | 96                   | 0.00%               |
| Moki                      | 0           | 0                   | 0                    | 0                     | 1,826                  | 0                     | 0                      | 1,826                | 0.00%               |
| Monkfish                  | 0           | 29,784              | 0                    | 223,341               | 86,765                 | 0                     | 0                      | 339,890              | 0.24%               |
| Monkfish (Stargazer)      | 0           | 0                   | 2                    | 0                     | 0                      | 214,896               | 1,094                  | 215,992              | 0.16%               |
| Mullet                    | 0           | 30                  | 233                  | 0                     | 0                      | 0                     | 27                     | 290                  | 0.00%               |
| Orange Roughy             | 0           | 215,795             | 0                    | 2,279,585             | 93,886                 | 4,959                 | 0                      | 2,594,225            | 1.87%               |
| Oreo Dory, Black          | 0           | 1,147               | 0                    | 156,156               | 1,498                  | 1,106,607             | 0                      | 1,265,408            | 0.91%               |
| Oreo Dory, Other          | 0           | 516,960             | 0                    | 0                     | 0                      | 356,417               | 0                      | 873,377              | 0.63%               |
| Oreo Dory, Smooth         | 0           | 0                   | 0                    | 1,257,200             | 3,170                  | 0                     | 0                      | 1,260,370            | 0.91%               |
| Ornamental Fish           | 0           | 0                   | 0                    | 0                     | 0                      | 0                     | 0                      | 0                    | 0.00%               |
| Other Flatfish            | 0           | 28,240              | 7,882                | 0                     | 0                      | 0                     | 9,618                  | 45,740               | 0.03%               |
| Patagonian Toothfish      | 0           | 0                   | 0                    | 0                     | 0                      | 0                     | 0                      | 0                    | 0.00%               |
| Plaice                    | 0           | 0                   | 0                    | 0                     | 0                      | 0                     | 0                      | 0                    | 0.00%               |
| Salmon                    | 0           | 0                   | 0                    | 0                     | 0                      | 0                     | 0                      | 0                    | 0.00%               |
| Salmon, Atlantic          | 0           | 0                   | 0                    | 0                     | 0                      | 0                     | 0                      | 0                    | 0.00%               |
| Salmon, Atlantic & Danube | 0           | 0                   | 0                    | 0                     | 0                      | 0                     | 0                      | 0                    | 0.00%               |
| Salmon, Other             | 0           | 38,871              | 0                    | 0                     | 0                      | 2,639,039             | 0                      | 2,677,910            | 1.93%               |
| Salmon, Pacific           | 0           | 0                   | 2,987,025            | 0                     | 0                      | 0                     | 81,383                 | 3,068,408            | 2.21%               |
| Salmon, Sockeye           | 0           | 815                 | 0                    | 0                     | 0                      | 109,419               | 0                      | 110,234              | 0.08%               |
| Salmonidae                | 0           | 0                   | 0                    | 403,229               | 149,100                | 0                     | 0                      | 552,329              | 0.40%               |
| School shark              | 0           | 130                 | 0                    | 673,100               | 0                      | 1,495                 | 0                      | 674,725              | 0.49%               |
| Sea Bass                  | 0           | 399,130             | 0                    | 0                     | 0                      | 0                     | 0                      | 399,130              | 0.29%               |
| Sea Perch                 | 0           | 0                   | 0                    | 0                     | 0                      | 0                     | 0                      | 0                    | 0.00%               |
| Skate                     | 0           | 0                   | 0                    | 691,844               | 0                      | 0                     | 0                      | 691,844              | 0.50%               |
| Snapper                   | 0           | 849,430             | 2,845,021            | 27,044                | 19,493                 | 0                     | 422                    | 3,741,410            | 2.69%               |
| Sole                      | 0           | 32,942              | 278                  | 0                     | 0                      | 8,820                 | 548                    | 42,588               | 0.03%               |
| Sole, Lemon               | 0           | 491,710             | 871                  | 1,260                 | 1,753                  | 4,480                 | 1,209                  | 501,283              | 0.36%               |
| Sole, New Zealand         | 0           | 265,303             | 6,799                | 1,420                 | 976                    | 3,770                 | 0                      | 278,268              | 0.20%               |
| Southern Blue Whiting     | 0           | 84,030              | 0                    | 85,178                | 0                      | 9,555,301             | 0                      | 9,724,509            | 6.99%               |
| Spotted Dogfish ( Rig )   | 0           | 0                   | 0                    | 256,526               | 9,383                  | 0                     | 0                      | 265,909              | 0.19%               |
| Swordfish                 | 0           | 207                 | 12,686               | 0                     | 215                    | 374                   | 183,991                | 197,473              | 0.14%               |
| Toothfish, Other          | 0           | 0                   | 0                    | 0                     | 0                      | 0                     | 0                      | 0                    | 0.00%               |
| Trevally                  | 0           | 1,350,220           | 22,103               | 35,640                | 2,978                  | 400                   | 3,422                  | 1,414,763            | 1.02%               |
| Trout                     | 0           | 0                   | 0                    | 0                     | 0                      | 0                     | 0                      | 0                    | 0.00%               |
| Tuna, Albacore/Longfinned | 0           | 1,943,834           | 616                  | 0                     | 0                      | 15,243                | 0                      | 1,959,693            | 1.41%               |
| Tuna, Bigeye              | 0           | 0                   | 11,915               | 0                     | 0                      | 0                     | 42,043                 | 53,958               | 0.04%               |
| Tuna, Bluefin             | 0           | 0                   | 112,747              | 0                     | 0                      | 0                     | 2,623                  | 115,370              | 0.08%               |
| Tuna, Other               | 0           | 0                   | 3,055                | 45,993                | 20                     | 434                   | 87,889                 | 137,391              | 0.10%               |
| Tuna, Skipjack            | 0           | 10,599,327          | 0                    | 0                     | 0                      | 0                     | 0                      | 10,599,327           | 7.62%               |
| Tuna, Southern Bluefin    | 0           | 179,929             | 56,447               | 0                     | 0                      | 0                     | 36,772                 | 273,148              | 0.20%               |
| Tuna, Yellowfin           | 0           | 0                   | 1,444                | 0                     | 0                      | 0                     | 566                    | 2,010                | 0.00%               |
| Tunas & AtBonito can,jar  | 0           | 0                   | 0                    | 0                     | 0                      | 0                     | 0                      | 0                    | 0.00%               |
| Warehou, Blue             | 0           | 0                   | 0                    | 2,256                 | 1,091                  | 342,787               | 0                      | 346,134              | 0.25%               |
| Warehou, Other            | 0           | 3,212               | 0                    | 0                     | 0                      | 1,167,334             | 0                      | 1,170,546            | 0.84%               |
| Warehou, Silver           | 0           | 109,738             | 0                    | 29,080                | 0                      | 2,224,052             | 0                      | 2,362,870            | 1.70%               |
| Warehou, White            | 0           | 0                   | 0                    | 338                   | 0                      | 0                     | 0                      | 338                  | 0.00%               |

| <i>Species Name</i> | <i>Live</i> | <i>Frozen Whole</i> | <i>Chilled Whole</i> | <i>Frozen Fillets</i> | <i>Chilled Fillets</i> | <i>Frozen H&amp;G</i> | <i>Chilled H&amp;G</i> | <i>Species Total</i> | <i>% of Finfish</i> |
|---------------------|-------------|---------------------|----------------------|-----------------------|------------------------|-----------------------|------------------------|----------------------|---------------------|
| Whitebait           | 0           | 1,358               | 282                  | 0                     | 0                      | 0                     | 0                      | 1,640                | 0.00%               |
|                     | 400,342     | 44,306,275          | 7,110,420            | 22,099,870            | 846,611                | 63,053,324            | 1,235,213              | 139,052,055          |                     |
|                     | 0.2879%     | 31.8631%            | 5.1135%              | 15.8932%              | 0.6088%                | 45.3451%              | 0.8883%                |                      |                     |

*Value (NZ\$) of Live/Chilled/Frozen Finfish for December 2010*

| <i>Species Name</i>       | <i>Live</i> | <i>Frozen Whole</i> | <i>Chilled Whole</i> | <i>Frozen Fillets</i> | <i>Chilled Fillets</i> | <i>Frozen H&amp;G</i> | <i>Chilled H&amp;G</i> | <i>Species Total</i> | <i>% of Finfish</i> |
|---------------------------|-------------|---------------------|----------------------|-----------------------|------------------------|-----------------------|------------------------|----------------------|---------------------|
| Alfonsino                 | 0           | 73,019              | 0                    | 0                     | 0                      | 872,272               | 0                      | \$945,291            | 1.82%               |
| Antarctic Toothfish       | 0           | 0                   | 0                    | 0                     | 0                      | 0                     | 0                      | \$0                  | 0.00%               |
| Barracouta                | 0           | 228,909             | 0                    | 400,602               | 0                      | 666,988               | 0                      | \$1,296,499          | 2.49%               |
| Bluenose                  | 0           | 0                   | 424,633              | 1,400                 | 149,974                | 0                     | 609,902                | \$1,185,909          | 2.28%               |
| Cardinal Fish             | 0           | 0                   | 0                    | 111,175               | 0                      | 58,833                | 0                      | \$170,008            | 0.33%               |
| Carp                      | 0           | 0                   | 0                    | 0                     | 0                      | 0                     | 0                      | \$0                  | 0.00%               |
| Coalfish                  | 0           | 0                   | 0                    | 0                     | 0                      | 0                     | 0                      | \$0                  | 0.00%               |
| Cod                       | 0           | 0                   | 21                   | 0                     | 0                      | 0                     | 19,027                 | \$19,048             | 0.04%               |
| Cod, Blue                 | 0           | 0                   | 0                    | 17,365                | 4,328                  | 0                     | 0                      | \$21,693             | 0.04%               |
| Cod, Red                  | 0           | 3,347               | 0                    | 117,883               | 14,656                 | 248,192               | 0                      | \$384,078            | 0.74%               |
| Eels                      | 341,832     | 227,318             | 927                  | 0                     | 0                      | 0                     | 0                      | \$570,077            | 1.10%               |
| Elephant Fish             | 0           | 0                   | 0                    | 2,475                 | 0                      | 0                     | 0                      | \$2,475              | 0.00%               |
| Flounder                  | 0           | 215,508             | 266,721              | 759                   | 35,513                 | 0                     | 26,703                 | \$545,204            | 1.05%               |
| Ghostshark                | 0           | 24,784              | 0                    | 112,052               | 1,138                  | 135,317               | 0                      | \$273,291            | 0.53%               |
| Groper                    | 0           | 0                   | 97,638               | 0                     | 106,842                | 0                     | 171,659                | \$376,139            | 0.72%               |
| Gurnard                   | 0           | 1,745               | 41,946               | 10,518                | 84,714                 | 0                     | 0                      | \$138,923            | 0.27%               |
| Haddock                   | 0           | 0                   | 0                    | 0                     | 0                      | 0                     | 0                      | \$0                  | 0.00%               |
| Hake                      | 0           | 0                   | 0                    | 215,229               | 0                      | 335,684               | 0                      | \$550,913            | 1.06%               |
| Halibut                   | 0           | 0                   | 0                    | 0                     | 0                      | 0                     | 0                      | \$0                  | 0.00%               |
| Herrings                  | 0           | 55                  | 0                    | 0                     | 0                      | 0                     | 0                      | \$55                 | 0.00%               |
| Hoki                      | 0           | 3,604               | 0                    | 4,853,272             | 885                    | 2,274,047             | 0                      | \$7,131,808          | 13.72%              |
| John Dory                 | 0           | 0                   | 397,743              | 22,633                | 111,927                | 0                     | 2,360                  | \$534,663            | 1.03%               |
| Kahawai                   | 0           | 219,847             | 0                    | 0                     | 0                      | 0                     | 0                      | \$219,847            | 0.42%               |
| Kingfish, Yellowtail      | 0           | 0                   | 5,887                | 0                     | 1,708                  | 0                     | 145                    | \$7,740              | 0.01%               |
| Leatherjacket             | 0           | 6,346               | 0                    | 0                     | 0                      | 0                     | 0                      | \$6,346              | 0.01%               |
| Ling                      | 0           | 239,512             | 0                    | 2,465,983             | 247,370                | 639,266               | 0                      | \$3,592,131          | 6.91%               |
| Livers and Roe            | 0           | 420,427             | 57                   | 0                     | 0                      | 0                     | 0                      | \$420,484            | 0.81%               |
| Mackerel                  | 0           | 0                   | 0                    | 0                     | 0                      | 0                     | 0                      | \$0                  | 0.00%               |
| Mackerel, Blue            | 0           | 415,514             | 0                    | 0                     | 0                      | 0                     | 0                      | \$415,514            | 0.80%               |
| Mackerel, Jack            | 0           | 2,334,429           | 0                    | 0                     | 0                      | 47,616                | 0                      | \$2,382,045          | 4.58%               |
| Mackerel, Other(exl Jack) | 0           | 0                   | 0                    | 0                     | 0                      | 0                     | 0                      | \$0                  | 0.00%               |
| Moki                      | 0           | 0                   | 0                    | 0                     | 3,500                  | 0                     | 0                      | \$3,500              | 0.01%               |
| Monkfish                  | 0           | 0                   | 0                    | 220,505               | 111,053                | 0                     | 0                      | \$331,558            | 0.64%               |
| Monkfish (Stargazer)      | 0           | 0                   | 0                    | 0                     | 0                      | 6,084                 | 4,760                  | \$10,844             | 0.02%               |
| Mullet                    | 0           | 0                   | 0                    | 0                     | 0                      | 0                     | 0                      | \$0                  | 0.00%               |
| Orange Roughy             | 0           | 49,699              | 0                    | 3,663,569             | 165,297                | 0                     | 0                      | \$3,878,565          | 7.46%               |
| Oreo Dory, Black          | 0           | 58                  | 0                    | 0                     | 0                      | 518,001               | 0                      | \$518,059            | 1.00%               |
| Oreo Dory, Other          | 0           | 18,529              | 0                    | 0                     | 0                      | 85,430                | 0                      | \$103,959            | 0.20%               |
| Oreo Dory, Smooth         | 0           | 0                   | 0                    | 1,451,586             | 6,314                  | 0                     | 0                      | \$1,457,900          | 2.80%               |
| Ornamental Fish           | 0           | 0                   | 0                    | 0                     | 0                      | 0                     | 0                      | \$0                  | 0.00%               |
| Other Flatfish            | 0           | 0                   | 1,528                | 0                     | 0                      | 0                     | 9,557                  | \$11,085             | 0.02%               |
| Patagonian Toothfish      | 0           | 0                   | 0                    | 0                     | 0                      | 0                     | 0                      | \$0                  | 0.00%               |
| Plaice                    | 0           | 0                   | 0                    | 0                     | 0                      | 0                     | 0                      | \$0                  | 0.00%               |
| Salmon                    | 0           | 0                   | 0                    | 0                     | 0                      | 0                     | 0                      | \$0                  | 0.00%               |
| Salmon, Atlantic          | 0           | 0                   | 0                    | 0                     | 0                      | 0                     | 0                      | \$0                  | 0.00%               |
| Salmon, Atlantic & Danube | 0           | 0                   | 0                    | 0                     | 0                      | 0                     | 0                      | \$0                  | 0.00%               |
| Salmon, Other             | 0           | 7,840               | 0                    | 0                     | 0                      | 4,774,274             | 0                      | \$4,782,114          | 9.20%               |
| Salmon, Pacific           | 0           | 0                   | 3,048,504            | 0                     | 0                      | 0                     | 30,601                 | \$3,079,105          | 5.92%               |
| Salmon, Sockeye           | 0           | 0                   | 0                    | 0                     | 0                      | 145,041               | 0                      | \$145,041            | 0.28%               |
| Salmonidae                | 0           | 0                   | 0                    | 1,275,604             | 243,271                | 0                     | 0                      | \$1,518,875          | 2.92%               |
| School shark              | 0           | 0                   | 0                    | 1,035,734             | 0                      | 0                     | 0                      | \$1,035,734          | 1.99%               |
| Sea Bass                  | 0           | 80,045              | 0                    | 0                     | 0                      | 0                     | 0                      | \$80,045             | 0.15%               |
| Sea Perch                 | 0           | 0                   | 0                    | 0                     | 0                      | 0                     | 0                      | \$0                  | 0.00%               |
| Skate                     | 0           | 0                   | 0                    | 175,315               | 0                      | 0                     | 0                      | \$175,315            | 0.34%               |
| Snapper                   | 0           | 969,877             | 3,033,631            | 0                     | 44,813                 | 0                     | 517                    | \$4,048,838          | 7.79%               |
| Sole                      | 0           | 2,370               | 101                  | 0                     | 0                      | 0                     | 0                      | \$2,471              | 0.00%               |
| Sole, Lemon               | 0           | 117,423             | 530                  | 0                     | 1,997                  | 0                     | 42                     | \$119,992            | 0.23%               |
| Sole, New Zealand         | 0           | 50,544              | 7,526                | 336                   | 1,863                  | 2,508                 | 0                      | \$62,777             | 0.12%               |
| Southern Blue Whiting     | 0           | 0                   | 0                    | 0                     | 0                      | 408,474               | 0                      | \$408,474            | 0.79%               |
| Spotted Dogfish ( Rig )   | 0           | 0                   | 0                    | 740,217               | 8,736                  | 0                     | 0                      | \$748,953            | 1.44%               |
| Swordfish                 | 0           | 0                   | 2,813                | 0                     | 0                      | 0                     | 21,907                 | \$24,720             | 0.05%               |
| Toothfish, Other          | 0           | 0                   | 0                    | 0                     | 0                      | 0                     | 0                      | \$0                  | 0.00%               |
| Trevally                  | 0           | 228,927             | 16,211               | 0                     | 2,736                  | 0                     | 0                      | \$247,874            | 0.48%               |
| Trout                     | 0           | 0                   | 0                    | 0                     | 0                      | 0                     | 0                      | \$0                  | 0.00%               |
| Tuna, Albacore/Longfinned | 0           | 91,163              | 0                    | 0                     | 0                      | 0                     | 0                      | \$91,163             | 0.18%               |
| Tuna, Bigeye              | 0           | 0                   | 12,619               | 0                     | 0                      | 0                     | 153,608                | \$166,227            | 0.32%               |
| Tuna, Bluefin             | 0           | 0                   | 5,670                | 0                     | 0                      | 0                     | 0                      | \$5,670              | 0.01%               |
| Tuna, Other               | 0           | 0                   | 6,948                | 0                     | 0                      | 0                     | 35,237                 | \$42,185             | 0.08%               |
| Tuna, Skipjack            | 0           | 4,883,198           | 0                    | 0                     | 0                      | 0                     | 0                      | \$4,883,198          | 9.39%               |
| Tuna, Southern Bluefin    | 0           | 0                   | 10,565               | 0                     | 0                      | 0                     | 213                    | \$10,778             | 0.02%               |
| Tuna, Yellowfin           | 0           | 0                   | 0                    | 0                     | 0                      | 0                     | 0                      | \$0                  | 0.00%               |
| Tunas & AtBonito can,jar  | 0           | 0                   | 0                    | 0                     | 0                      | 0                     | 0                      | \$0                  | 0.00%               |
| Warehou, Blue             | 0           | 0                   | 0                    | 0                     | 0                      | 335,293               | 0                      | \$335,293            | 0.64%               |
| Warehou, Other            | 0           | 0                   | 0                    | 0                     | 0                      | 1,649,916             | 0                      | \$1,649,916          | 3.17%               |
| Warehou, Silver           | 0           | 0                   | 0                    | 0                     | 0                      | 803,985               | 0                      | \$803,985            | 1.55%               |
| Warehou, White            | 0           | 0                   | 0                    | 0                     | 0                      | 0                     | 0                      | \$0                  | 0.00%               |

| <i>Species Name</i> | <i>Live</i> | <i>Frozen Whole</i> | <i>Chilled Whole</i> | <i>Frozen Fillets</i> | <i>Chilled Fillets</i> | <i>Frozen H&amp;G</i> | <i>Chilled H&amp;G</i> | <i>Species Total</i> | <i>% of Finfish</i> |
|---------------------|-------------|---------------------|----------------------|-----------------------|------------------------|-----------------------|------------------------|----------------------|---------------------|
| Whitebait           | 0           | 22,050              | 0                    | 0                     | 0                      | 0                     | 0                      | \$22,050             | 0.04%               |
|                     | \$341,832   | \$10,936,087        | \$7,382,219          | \$16,894,212          | \$1,348,635            | \$14,007,221          | \$1,086,238            | \$51,996,444         |                     |
|                     | 0.6574%     | 21.0324%            | 14.1975%             | 32.4911%              | 2.5937%                | 26.9388%              | 2.0891%                |                      |                     |

*Value (NZ\$) of Live/Chilled/Frozen Finfish for year to December 2010*

| <i>Species Name</i>       | <i>Live</i> | <i>Frozen Whole</i> | <i>Chilled Whole</i> | <i>Frozen Fillets</i> | <i>Chilled Fillets</i> | <i>Frozen H&amp;G</i> | <i>Chilled H&amp;G</i> | <i>Species Total</i> | <i>% of Finfish</i> |
|---------------------------|-------------|---------------------|----------------------|-----------------------|------------------------|-----------------------|------------------------|----------------------|---------------------|
| Alfonsino                 | 0           | 166,248             | 0                    | 0                     | 0                      | 5,940,165             | 0                      | \$6,106,413          | 1.14%               |
| Antarctic Toothfish       | 0           | 0                   | 0                    | 0                     | 0                      | 7,165,239             | 0                      | \$7,165,239          | 1.34%               |
| Barracouta                | 0           | 2,183,949           | 0                    | 4,155,983             | 0                      | 15,210,428            | 0                      | \$21,550,360         | 4.02%               |
| Bluenose                  | 0           | 11,823              | 3,528,706            | 15,465                | 1,074,773              | 4,027                 | 6,382,420              | \$11,017,214         | 2.06%               |
| Cardinal Fish             | 0           | 0                   | 0                    | 919,623               | 2,892                  | 694,239               | 0                      | \$1,616,754          | 0.30%               |
| Carp                      | 0           | 0                   | 0                    | 0                     | 0                      | 0                     | 0                      | \$0                  | 0.00%               |
| Coalfish                  | 0           | 0                   | 0                    | 0                     | 0                      | 0                     | 0                      | \$0                  | 0.00%               |
| Cod                       | 0           | 242                 | 4,888                | 0                     | 0                      | 50,246                | 176,729                | \$232,105            | 0.04%               |
| Cod, Blue                 | 0           | 150                 | 0                    | 217,719               | 47,526                 | 0                     | 0                      | \$265,395            | 0.05%               |
| Cod, Red                  | 0           | 62,770              | 0                    | 1,995,096             | 127,421                | 3,564,869             | 0                      | \$5,750,156          | 1.07%               |
| Eels                      | 2,789,294   | 1,602,180           | 1,927                | 0                     | 0                      | 79,286                | 0                      | \$4,472,687          | 0.83%               |
| Elephant Fish             | 0           | 0                   | 0                    | 282,302               | 154                    | 0                     | 0                      | \$282,456            | 0.05%               |
| Flounder                  | 0           | 2,437,273           | 2,611,431            | 41,676                | 113,971                | 253                   | 313,811                | \$5,518,415          | 1.03%               |
| Ghostshark                | 0           | 46,458              | 0                    | 1,419,558             | 11,980                 | 738,518               | 0                      | \$2,216,514          | 0.41%               |
| Groper                    | 0           | 1                   | 1,085,379            | 87,057                | 712,385                | 13,700                | 1,860,205              | \$3,758,727          | 0.70%               |
| Gurnard                   | 0           | 49,725              | 497,290              | 127,079               | 971,023                | 0                     | 0                      | \$1,645,117          | 0.31%               |
| Haddock                   | 0           | 0                   | 0                    | 0                     | 0                      | 0                     | 0                      | \$0                  | 0.00%               |
| Hake                      | 0           | 21,478              | 0                    | 2,743,630             | 2,396                  | 11,899,081            | 0                      | \$14,666,585         | 2.74%               |
| Halibut                   | 0           | 0                   | 0                    | 0                     | 0                      | 0                     | 0                      | \$0                  | 0.00%               |
| Herrings                  | 0           | 275                 | 0                    | 0                     | 0                      | 0                     | 0                      | \$275                | 0.00%               |
| Hoki                      | 0           | 112,369             | 0                    | 56,110,787            | 19,100                 | 40,803,726            | 0                      | \$97,045,982         | 18.10%              |
| John Dory                 | 0           | 13,607              | 3,690,225            | 185,263               | 625,154                | 7,900                 | 110,338                | \$4,632,487          | 0.86%               |
| Kahawai                   | 0           | 2,029,648           | 0                    | 0                     | 0                      | 0                     | 0                      | \$2,029,648          | 0.38%               |
| Kingfish, Yellowtail      | 0           | 83                  | 94,849               | 0                     | 5,889                  | 265                   | 25,252                 | \$126,338            | 0.02%               |
| Leatherjacket             | 0           | 6,346               | 1,661                | 0                     | 0                      | 576,735               | 0                      | \$584,742            | 0.11%               |
| Ling                      | 0           | 468,779             | 0                    | 30,425,996            | 3,206,525              | 5,398,849             | 0                      | \$39,500,149         | 7.37%               |
| Livers and Roe            | 0           | 8,113,590           | 9,737                | 0                     | 0                      | 0                     | 0                      | \$8,123,327          | 1.52%               |
| Mackerel                  | 0           | 0                   | 0                    | 0                     | 0                      | 0                     | 1,279                  | \$1,279              | 0.00%               |
| Mackerel, Blue            | 0           | 5,993,211           | 0                    | 297,660               | 0                      | 341,841               | 0                      | \$6,632,712          | 1.24%               |
| Mackerel, Jack            | 0           | 14,228,456          | 0                    | 0                     | 0                      | 10,634,330            | 0                      | \$24,862,786         | 4.64%               |
| Mackerel, Other(exl Jack) | 0           | 217                 | 0                    | 0                     | 0                      | 0                     | 0                      | \$217                | 0.00%               |
| Moki                      | 0           | 0                   | 0                    | 0                     | 16,366                 | 0                     | 0                      | \$16,366             | 0.00%               |
| Monkfish                  | 0           | 135,697             | 0                    | 1,697,810             | 1,031,646              | 0                     | 0                      | \$2,865,153          | 0.53%               |
| Monkfish (Stargazer)      | 0           | 0                   | 80                   | 0                     | 0                      | 1,186,002             | 12,087                 | \$1,198,169          | 0.22%               |
| Mullet                    | 0           | 1,080               | 1,996                | 0                     | 0                      | 0                     | 314                    | \$3,390              | 0.00%               |
| Orange Roughy             | 0           | 900,873             | 0                    | 44,373,882            | 1,865,688              | 52,987                | 0                      | \$47,193,430         | 8.80%               |
| Oreo Dory, Black          | 0           | 2,870               | 0                    | 1,436,423             | 13,532                 | 2,291,839             | 0                      | \$3,744,664          | 0.70%               |
| Oreo Dory, Other          | 0           | 691,932             | 0                    | 0                     | 0                      | 1,316,385             | 0                      | \$2,008,317          | 0.37%               |
| Oreo Dory, Smooth         | 0           | 0                   | 0                    | 11,762,248            | 44,206                 | 0                     | 0                      | \$11,806,454         | 2.20%               |
| Ornamental Fish           | 0           | 0                   | 0                    | 0                     | 0                      | 0                     | 0                      | \$0                  | 0.00%               |
| Other Flatfish            | 0           | 200,315             | 76,762               | 0                     | 0                      | 0                     | 73,717                 | \$350,794            | 0.07%               |
| Patagonian Toothfish      | 0           | 0                   | 0                    | 0                     | 0                      | 0                     | 0                      | \$0                  | 0.00%               |
| Plaice                    | 0           | 0                   | 0                    | 0                     | 0                      | 0                     | 0                      | \$0                  | 0.00%               |
| Salmon                    | 0           | 0                   | 0                    | 0                     | 0                      | 0                     | 0                      | \$0                  | 0.00%               |
| Salmon, Atlantic          | 0           | 0                   | 0                    | 0                     | 0                      | 0                     | 0                      | \$0                  | 0.00%               |
| Salmon, Atlantic & Danube | 0           | 0                   | 0                    | 0                     | 0                      | 0                     | 0                      | \$0                  | 0.00%               |
| Salmon, Other             | 0           | 435,378             | 0                    | 0                     | 0                      | 23,647,801            | 0                      | \$24,083,179         | 4.49%               |
| Salmon, Pacific           | 0           | 0                   | 36,495,026           | 0                     | 0                      | 0                     | 1,117,388              | \$37,612,414         | 7.02%               |
| Salmon, Sockeye           | 0           | 23,185              | 0                    | 0                     | 0                      | 846,557               | 0                      | \$869,742            | 0.16%               |
| Salmonidae                | 0           | 0                   | 0                    | 9,166,296             | 3,691,803              | 0                     | 0                      | \$12,858,099         | 2.40%               |
| School shark              | 0           | 40                  | 0                    | 8,051,181             | 0                      | 2,774                 | 0                      | \$8,053,995          | 1.50%               |
| Sea Bass                  | 0           | 774,766             | 0                    | 0                     | 0                      | 0                     | 0                      | \$774,766            | 0.14%               |
| Sea Perch                 | 0           | 0                   | 0                    | 0                     | 0                      | 0                     | 0                      | \$0                  | 0.00%               |
| Skate                     | 0           | 0                   | 0                    | 2,305,229             | 0                      | 0                     | 0                      | \$2,305,229          | 0.43%               |
| Snapper                   | 0           | 5,384,714           | 28,893,957           | 313,612               | 398,545                | 0                     | 4,384                  | \$34,995,212         | 6.53%               |
| Sole                      | 0           | 172,902             | 1,927                | 0                     | 0                      | 35,929                | 3,625                  | \$214,383            | 0.04%               |
| Sole, Lemon               | 0           | 2,368,294           | 7,915                | 17,943                | 16,308                 | 32,720                | 11,365                 | \$2,454,545          | 0.46%               |
| Sole, New Zealand         | 0           | 1,263,985           | 60,725               | 13,555                | 14,747                 | 19,222                | 0                      | \$1,372,234          | 0.26%               |
| Southern Blue Whiting     | 0           | 134,521             | 0                    | 554,520               | 0                      | 9,012,835             | 0                      | \$9,701,876          | 1.81%               |
| Spotted Dogfish ( Rig )   | 0           | 0                   | 0                    | 3,821,990             | 102,862                | 0                     | 0                      | \$3,924,852          | 0.73%               |
| Swordfish                 | 0           | 1,466               | 134,229              | 0                     | 2,846                  | 2,490                 | 2,315,899              | \$2,456,930          | 0.46%               |
| Toothfish, Other          | 0           | 0                   | 0                    | 0                     | 0                      | 0                     | 0                      | \$0                  | 0.00%               |
| Trevally                  | 0           | 2,825,489           | 179,459              | 80,968                | 38,548                 | 1,346                 | 45,072                 | \$3,170,882          | 0.59%               |
| Trout                     | 0           | 0                   | 0                    | 0                     | 0                      | 0                     | 0                      | \$0                  | 0.00%               |
| Tuna, Albacore/Longfinned | 0           | 6,325,329           | 13,220               | 0                     | 0                      | 53,877                | 0                      | \$6,392,426          | 1.19%               |
| Tuna, Bigeye              | 0           | 0                   | 139,694              | 0                     | 0                      | 0                     | 910,898                | \$1,050,592          | 0.20%               |
| Tuna, Bluefin             | 0           | 0                   | 1,423,460            | 0                     | 0                      | 0                     | 48,619                 | \$1,472,079          | 0.27%               |
| Tuna, Other               | 0           | 0                   | 63,746               | 154,443               | 207                    | 1,063                 | 909,460                | \$1,128,919          | 0.21%               |
| Tuna, Skipjack            | 0           | 15,054,857          | 0                    | 0                     | 0                      | 0                     | 0                      | \$15,054,857         | 2.81%               |
| Tuna, Southern Bluefin    | 0           | 6,767,244           | 1,088,375            | 0                     | 0                      | 0                     | 625,377                | \$8,480,996          | 1.58%               |
| Tuna, Yellowfin           | 0           | 0                   | 19,026               | 0                     | 0                      | 0                     | 7,492                  | \$26,518             | 0.00%               |
| Tunas & AtBonito can,jar  | 0           | 0                   | 0                    | 0                     | 0                      | 0                     | 0                      | \$0                  | 0.00%               |
| Warehou, Blue             | 0           | 0                   | 0                    | 13,498                | 9,746                  | 839,343               | 0                      | \$862,587            | 0.16%               |
| Warehou, Other            | 0           | 25,840              | 0                    | 0                     | 0                      | 8,668,951             | 0                      | \$8,694,791          | 1.62%               |
| Warehou, Silver           | 0           | 446,534             | 0                    | 67,015                | 0                      | 8,445,231             | 0                      | \$8,958,780          | 1.67%               |
| Warehou, White            | 0           | 0                   | 0                    | 821                   | 0                      | 0                     | 0                      | \$821                | 0.00%               |

| <i>Species Name</i> | <i>Live</i> | <i>Frozen Whole</i> | <i>Chilled Whole</i> | <i>Frozen Fillets</i> | <i>Chilled Fillets</i> | <i>Frozen H&amp;G</i> | <i>Chilled H&amp;G</i> | <i>Species Total</i> | <i>% of Finfish</i> |
|---------------------|-------------|---------------------|----------------------|-----------------------|------------------------|-----------------------|------------------------|----------------------|---------------------|
| Whitebait           | 0           | 42,419              | 26,810               | 0                     | 0                      | 0                     | 0                      | \$69,229             | 0.01%               |
|                     | \$2,789,294 | \$81,528,608        | \$80,152,500         | \$182,856,328         | \$14,168,239           | \$159,581,049         | \$14,955,731           | \$536,031,749        |                     |
|                     | 0.5204%     | 15.2097%            | 14.9529%             | 34.1130%              | 2.6432%                | 29.7708%              | 2.7901%                |                      |                     |

---

## ***Export of Seafood Products by Selected Countries***

*Prepared by the Information Centre, NZ Seafood Industry Council (SeaFIC), from official export figures collected by NZ Customs and supplied by Statistics New Zealand.*

---

| <b><i>NETT</i></b>                        | <b><i>Jan 2010 -- Dec 2010</i></b> |                                     |                              | <b><i>Month-to-Date: December - 2010</i></b> |                                     |                              |
|---|------------------------------------|-------------------------------------|------------------------------|--|-------------------------------------|------------------------------|
|   | <b><i>Weight<br/>(kg)</i></b>      | <b><i>FOB* Value<br/>(\$NZ)</i></b> | <b><i>Unit<br/>Value</i></b> | <b><i>Weight<br/>(kg)</i></b>                | <b><i>FOB* Value<br/>(\$NZ)</i></b> | <b><i>Unit<br/>Value</i></b> |
| <b>Albania</b>                            |                                    |                                     |                              |  |                                     |                              |
| <b>Southern Blue Whiting</b>              |                                    |                                     |                              |  |                                     |                              |
| <i>Finfish, Frozen Headed and Guttled</i> | 25,000                             | 44,364                              | 1.77                         |  |                                     |                              |
| <b>Total for Southern Blue Whiting</b>    | <b>25,000</b>                      | <b>44,364</b>                       |                              |  |                                     |                              |
| <b>Total for Albania</b>                  | <b>25,000</b>                      | <b>44,364</b>                       |                              |  |                                     |                              |

---

| <b>NETT</b>                                     | <b>Jan 2010 -- Dec 2010</b> |                        |                       | <b>Month-to-Date: December - 2010</b> |                        |                       |
|---|-----------------------------|------------------------|-----------------------|---------------------------------------|------------------------|-----------------------|
|   | <b>Weight<br/>(kg)</b>      | <b>FOB*<br/>(\$NZ)</b> | <b>Value<br/>Unit</b> | <b>Weight<br/>(kg)</b>                | <b>FOB*<br/>(\$NZ)</b> | <b>Value<br/>Unit</b> |
| <b>American Samoa</b>                           |                             |                        |                       |                                       |                        |                       |
| <b>Barracouta</b>                               |                             |                        |                       |                                       |                        |                       |
| <i>Finfish, Frozen Headed and Guttet</i>        | 30                          | 2,250                  | 75.00                 |                                       |                        |                       |
| <b>Total for Barracouta</b>                     | <b>30</b>                   | <b>2,250</b>           |                       |                                       |                        |                       |
| <b>Flounder</b>                                 |                             |                        |                       |                                       |                        |                       |
| <i>Finfish, Frozen Whole</i>                    | 9,857                       | 31,719                 | 3.22                  |                                       |                        |                       |
| <b>Total for Flounder</b>                       | <b>9,857</b>                | <b>31,719</b>          |                       |                                       |                        |                       |
| <b>Mackerel</b>                                 |                             |                        |                       |                                       |                        |                       |
| <i>Finfish, Processed Cans or Jars, Whole o</i> | 500                         | 4,235                  | 8.47                  |                                       |                        |                       |
| <b>Total for Mackerel</b>                       | <b>500</b>                  | <b>4,235</b>           |                       |                                       |                        |                       |
| <b>Mussels</b>                                  |                             |                        |                       |                                       |                        |                       |
| <i>Mussels, HS Frozen</i>                       | 6,770                       | 48,664                 | 7.19                  | 480                                   | 3,103                  | 6.46                  |
| <i>Mussels, Meat Frozen</i>                     | 7,811                       | 73,013                 | 9.35                  | 1,460                                 | 10,294                 | 7.05                  |
| <i>Mussels, Whole Frozen</i>                    | 2,560                       | 10,518                 | 4.11                  | 600                                   | 2,144                  | 3.57                  |
| <b>Total for Mussels</b>                        | <b>17,141</b>               | <b>132,195</b>         |                       | <b>2,540</b>                          | <b>15,541</b>          |                       |
| <b>Oysters</b>                                  |                             |                        |                       |                                       |                        |                       |
| <i>Oysters, Chilled or Frozen</i>               | 1,330                       | 15,423                 | 11.60                 |                                       |                        |                       |
| <b>Total for Oysters</b>                        | <b>1,330</b>                | <b>15,423</b>          |                       |                                       |                        |                       |
| <b>Shrimps &amp; Prawns</b>                     |                             |                        |                       |                                       |                        |                       |
| <i>Other Crustacea, Live, Chilled or Frozen</i> | 160                         | 2,419                  | 15.12                 |                                       |                        |                       |
| <b>Total for Shrimps &amp; Prawns</b>           | <b>160</b>                  | <b>2,419</b>           |                       |                                       |                        |                       |
| <b>Snapper</b>                                  |                             |                        |                       |                                       |                        |                       |
| <i>Finfish, Frozen Whole</i>                    | 400                         | 3,622                  | 9.06                  |                                       |                        |                       |
| <b>Total for Snapper</b>                        | <b>400</b>                  | <b>3,622</b>           |                       |                                       |                        |                       |
| <b>Sole, Lemon</b>                              |                             |                        |                       |                                       |                        |                       |
| <i>Finfish, Frozen Headed and Guttet</i>        | 2,000                       | 16,647                 | 8.32                  |                                       |                        |                       |
| <b>Total for Sole, Lemon</b>                    | <b>2,000</b>                | <b>16,647</b>          |                       |                                       |                        |                       |
| <b>Sole, New Zealand</b>                        |                             |                        |                       |                                       |                        |                       |
| <i>Finfish, Frozen Headed and Guttet</i>        | 1,150                       | 7,196                  | 6.26                  |                                       |                        |                       |
| <i>Finfish, Frozen Whole</i>                    | 2,000                       | 9,573                  | 4.79                  |                                       |                        |                       |
| <b>Total for Sole, New Zealand</b>              | <b>3,150</b>                | <b>16,769</b>          |                       |                                       |                        |                       |
| <b>Squid</b>                                    |                             |                        |                       |                                       |                        |                       |
| <i>Squid, Frozen Other Form</i>                 | 14,953                      | 55,208                 | 3.69                  |                                       |                        |                       |
| <i>Squid, Frozen Whole</i>                      | 2,300                       | 9,133                  | 3.97                  | 300                                   | 1,423                  | 4.74                  |
| <b>Total for Squid</b>                          | <b>17,253</b>               | <b>64,341</b>          |                       | <b>300</b>                            | <b>1,423</b>           |                       |
| <b>Trevally</b>                                 |                             |                        |                       |                                       |                        |                       |
| <i>Finfish, Frozen Whole</i>                    | 500                         | 1,518                  | 3.04                  |                                       |                        |                       |
| <b>Total for Trevally</b>                       | <b>500</b>                  | <b>1,518</b>           |                       |                                       |                        |                       |
| <b>Total for American Samoa</b>                 | <b>52,321</b>               | <b>291,138</b>         |                       | <b>2,840</b>                          | <b>16,964</b>          |                       |



| <i>NETT</i>                     | <i>Jan 2010 -- Dec 2010</i> |                              |                       | <i>Month-to-Date: December - 2010</i> |                              |                       |
|---------------------------------|-----------------------------|------------------------------|-----------------------|---------------------------------------|------------------------------|-----------------------|
|                                 | <i>Weight<br/>(kg)</i>      | <i>FOB* Value<br/>(\$NZ)</i> | <i>Unit<br/>Value</i> | <i>Weight<br/>(kg)</i>                | <i>FOB* Value<br/>(\$NZ)</i> | <i>Unit<br/>Value</i> |
| <b>Angola</b>                   |                             |                              |                       |                                       |                              |                       |
| <b>Mackerel, Jack</b>           |                             |                              |                       |                                       |                              |                       |
| <i>Finfish, Frozen Whole</i>    | 81,000                      | 87,565                       | 1.08                  |                                       |                              |                       |
| <b>Total for Mackerel, Jack</b> | <b>81,000</b>               | <b>87,565</b>                |                       |                                       |                              |                       |
| <b>Total for Angola</b>         | <b>81,000</b>               | <b>87,565</b>                |                       |                                       |                              |                       |

| <i>NETT</i>                      | <i>Jan 2010 -- Dec 2010</i> |                              |                       | <i>Month-to-Date: December - 2010</i> |                              |                       |
|----------------------------------|-----------------------------|------------------------------|-----------------------|---------------------------------------|------------------------------|-----------------------|
|                                  | <i>Weight<br/>(kg)</i>      | <i>FOB* Value<br/>(\$NZ)</i> | <i>Unit<br/>Value</i> | <i>Weight<br/>(kg)</i>                | <i>FOB* Value<br/>(\$NZ)</i> | <i>Unit<br/>Value</i> |
| <b>Argentina</b>                 |                             |                              |                       |                                       |                              |                       |
| <b>Mussels</b>                   |                             |                              |                       |                                       |                              |                       |
| <i>Mussels, Freeze-dried pwd</i> | 612                         | 52,852                       | 86.36                 |                                       |                              |                       |
| <b>Total for Mussels</b>         | 612                         | 52,852                       |                       |                                       |                              |                       |
| <b>Total for Argentina</b>       | 612                         | 52,852                       |                       |                                       |                              |                       |

| <b>NETT</b>                                    | <b>Jan 2010 -- Dec 2010</b> |                              |                       | <b>Month-to-Date: December - 2010</b> |                              |                       |
|--|-----------------------------|------------------------------|-----------------------|---------------------------------------|------------------------------|-----------------------|
|  | <b>Weight<br/>(kg)</b>      | <b>FOB* Value<br/>(\$NZ)</b> | <b>Unit<br/>Value</b> | <b>Weight<br/>(kg)</b>                | <b>FOB* Value<br/>(\$NZ)</b> | <b>Unit<br/>Value</b> |
| <b>Australia</b>                               |                             |                              |                       |                                       |                              |                       |
| <b>Alfonsino</b>                               |                             |                              |                       |                                       |                              |                       |
| <i>Finfish, Frozen Headed and Guttled</i>      | 230                         | 1,945                        | 8.46                  |                                       |                              |                       |
| <b>Total for Alfonsino</b>                     | <b>230</b>                  | <b>1,945</b>                 |                       |                                       |                              |                       |
| <b>Antarctic Toothfish</b>                     |                             |                              |                       |                                       |                              |                       |
| <i>Finfish, Frozen Headed and Guttled</i>      | 12,073                      | 270,044                      | 22.37                 |                                       |                              |                       |
| <b>Total for Antarctic Toothfish</b>           | <b>12,073</b>               | <b>270,044</b>               |                       |                                       |                              |                       |
| <b>Barracouta</b>                              |                             |                              |                       |                                       |                              |                       |
| <i>Finfish, Frozen Fillets</i>                 | 39,390                      | 109,194                      | 2.77                  | 3,780                                 | 10,999                       | 2.91                  |
| <i>Finfish, Frozen Headed and Guttled</i>      | 636,700                     | 629,870                      | 0.99                  | 17,060                                | 27,449                       | 1.61                  |
| <i>Finfish, Frozen Other form</i>              | 318,455                     | 327,322                      | 1.03                  | 32,832                                | 31,820                       | 0.97                  |
| <i>Finfish, Frozen Whole</i>                   | 66,320                      | 56,055                       | 0.85                  |                                       |                              |                       |
| <b>Total for Barracouta</b>                    | <b>1,060,865</b>            | <b>1,122,441</b>             |                       | <b>53,672</b>                         | <b>70,268</b>                |                       |
| <b>Bluenose</b>                                |                             |                              |                       |                                       |                              |                       |
| <i>Finfish, Chilled Fillets</i>                | 83,570                      | 1,024,281                    | 12.26                 | 12,338                                | 149,660                      | 12.13                 |
| <i>Finfish, Chilled Headed and Guttled</i>     | 380,851                     | 4,497,557                    | 11.81                 | 40,616                                | 430,690                      | 10.60                 |
| <i>Finfish, Chilled Other form</i>             | 156,571                     | 1,709,943                    | 10.92                 | 15,150                                | 159,144                      | 10.50                 |
| <i>Finfish, Chilled Whole</i>                  | 228,703                     | 2,849,596                    | 12.46                 | 28,280                                | 342,318                      | 12.10                 |
| <i>Finfish, Frozen Fillets</i>                 | 1,120                       | 14,087                       | 12.58                 | 120                                   | 1,400                        | 11.67                 |
| <i>Finfish, Frozen Other form</i>              | 3,140                       | 28,901                       | 9.20                  |                                       |                              |                       |
| <i>Finfish, Frozen Whole</i>                   | 1,304                       | 11,823                       | 9.07                  |                                       |                              |                       |
| <b>Total for Bluenose</b>                      | <b>855,259</b>              | <b>10,136,188</b>            |                       | <b>96,504</b>                         | <b>1,083,212</b>             |                       |
| <b>Cardinal Fish</b>                           |                             |                              |                       |                                       |                              |                       |
| <i>Finfish, Chilled Fillets</i>                | 129                         | 1,319                        | 10.22                 |                                       |                              |                       |
| <i>Finfish, Frozen Fillets</i>                 | 20                          | 63                           | 3.15                  |                                       |                              |                       |
| <b>Total for Cardinal Fish</b>                 | <b>149</b>                  | <b>1,382</b>                 |                       |                                       |                              |                       |
| <b>Cockles</b>                                 |                             |                              |                       |                                       |                              |                       |
| <i>Other Molluscs, Live, Chilled or Frozen</i> | 54,420                      | 374,564                      | 6.88                  | 12,520                                | 91,803                       | 7.33                  |
| <b>Total for Cockles</b>                       | <b>54,420</b>               | <b>374,564</b>               |                       | <b>12,520</b>                         | <b>91,803</b>                |                       |
| <b>Cod</b>                                     |                             |                              |                       |                                       |                              |                       |
| <i>Finfish, Chilled Headed and Guttled</i>     | 20,558                      | 176,492                      | 8.59                  | 2,487                                 | 19,027                       | 7.65                  |
| <i>Finfish, Chilled Other form</i>             | 24,941                      | 241,000                      | 9.66                  | 1,425                                 | 15,978                       | 11.21                 |
| <i>Finfish, Chilled Whole</i>                  | 330                         | 4,888                        | 14.81                 | 2                                     | 21                           | 10.50                 |
| <i>Finfish, Frozen Headed and Guttled</i>      | 192                         | 2,500                        | 13.02                 |                                       |                              |                       |
| <i>Finfish, Frozen Other form</i>              | 400                         | 2,768                        | 6.92                  |                                       |                              |                       |
| <b>Total for Cod</b>                           | <b>46,421</b>               | <b>427,648</b>               |                       | <b>3,914</b>                          | <b>35,026</b>                |                       |
| <b>Cod, Blue</b>                               |                             |                              |                       |                                       |                              |                       |
| <i>Finfish, Chilled Fillets</i>                | 494                         | 8,443                        | 17.09                 |                                       |                              |                       |
| <i>Finfish, Frozen Fillets</i>                 | 9,840                       | 94,488                       | 9.60                  | 250                                   | 6,110                        | 24.44                 |
| <b>Total for Cod, Blue</b>                     | <b>10,334</b>               | <b>102,931</b>               |                       | <b>250</b>                            | <b>6,110</b>                 |                       |
| <b>Cod, Red</b>                                |                             |                              |                       |                                       |                              |                       |
| <i>Finfish, Chilled Fillets</i>                | 16,459                      | 127,421                      | 7.74                  | 1,942                                 | 14,656                       | 7.55                  |
| <i>Finfish, Frozen Fillets</i>                 | 119,220                     | 940,178                      | 7.89                  | 9,813                                 | 83,856                       | 8.55                  |

| <b>NETT</b>                                    | <b>Jan 2010 -- Dec 2010</b> |                              |                       | <b>Month-to-Date: December - 2010</b> |                              |                       |
|--|-----------------------------|------------------------------|-----------------------|---------------------------------------|------------------------------|-----------------------|
|  | <b>Weight<br/>(kg)</b>      | <b>FOB* Value<br/>(\$NZ)</b> | <b>Unit<br/>Value</b> | <b>Weight<br/>(kg)</b>                | <b>FOB* Value<br/>(\$NZ)</b> | <b>Unit<br/>Value</b> |
| <b>Australia</b>                               |                             |                              |                       |                                       |                              |                       |
| <i>Finfish, Frozen Headed and Guttled</i>      | 20,860                      | 153,429                      | 7.36                  |                                       |                              |                       |
| <i>Finfish, Frozen Other form</i>              | 400                         | 3,473                        | 8.68                  |                                       |                              |                       |
| <i>Finfish, Frozen Whole</i>                   | 2,870                       | 5,615                        | 1.96                  | 1,690                                 | 3,347                        | 1.98                  |
| <b>Total for Cod, Red</b>                      | <b>159,809</b>              | <b>1,230,116</b>             |                       | <b>13,445</b>                         | <b>101,859</b>               |                       |
| <b>Crustaceans</b>                             |                             |                              |                       |                                       |                              |                       |
| <i>Other Crustacea, Canned or otherwise p</i>  | 15,360                      | 356,009                      | 23.18                 |                                       |                              |                       |
| <b>Total for Crustaceans</b>                   | <b>15,360</b>               | <b>356,009</b>               |                       |                                       |                              |                       |
| <b>Crustn, Molluscs extract</b>                |                             |                              |                       |                                       |                              |                       |
| <i>Other Crustacea, Canned or otherwise p</i>  | 837                         | 5,131                        | 6.13                  |                                       |                              |                       |
| <b>Total for Crustn, Molluscs extra</b>        | <b>837</b>                  | <b>5,131</b>                 |                       |                                       |                              |                       |
| <b>Dogfish and Other Sharks</b>                |                             |                              |                       |                                       |                              |                       |
| <i>Finfish, Chilled Headed and Guttled</i>     | 194,587                     | 1,860,402                    | 9.56                  | 11,163                                | 111,052                      | 9.95                  |
| <i>Finfish, Chilled Other form</i>             | 312,952                     | 2,957,854                    | 9.45                  | 21,212                                | 204,195                      | 9.63                  |
| <i>Finfish, Chilled Whole</i>                  | 105,570                     | 911,897                      | 8.64                  | 14,413                                | 130,277                      | 9.04                  |
| <b>Total for Dogfish and Other Sha</b>         | <b>613,109</b>              | <b>5,730,153</b>             |                       | <b>46,788</b>                         | <b>445,524</b>               |                       |
| <b>Eels</b>                                    |                             |                              |                       |                                       |                              |                       |
| <i>Finfish, Chilled Other form</i>             | 835                         | 12,296                       | 14.73                 | 270                                   | 4,277                        | 15.84                 |
| <i>Finfish, Frozen Headed and Guttled</i>      | 46                          | 414                          | 9.00                  |                                       |                              |                       |
| <i>Finfish, Frozen Other form</i>              | 1,378                       | 17,457                       | 12.67                 |                                       |                              |                       |
| <i>Finfish, Processed Smoked</i>               | 4,553                       | 66,026                       | 14.50                 | 553                                   | 6,770                        | 12.24                 |
| <b>Total for Eels</b>                          | <b>6,812</b>                | <b>96,193</b>                |                       | <b>823</b>                            | <b>11,047</b>                |                       |
| <b>Elephant Fish</b>                           |                             |                              |                       |                                       |                              |                       |
| <i>Finfish, Chilled Fillets</i>                | 12                          | 154                          | 12.83                 |                                       |                              |                       |
| <i>Finfish, Frozen Fillets</i>                 | 31,490                      | 278,675                      | 8.85                  |                                       |                              |                       |
| <b>Total for Elephant Fish</b>                 | <b>31,502</b>               | <b>278,829</b>               |                       |                                       |                              |                       |
| <b>Fillet Salted or in Brine</b>               |                             |                              |                       |                                       |                              |                       |
| <i>Finfish, Processed Smoked, Dried, Salte</i> | 115                         | 570                          | 4.96                  |                                       |                              |                       |
| <b>Total for Fillet Salted or in Brine</b>     | <b>115</b>                  | <b>570</b>                   |                       |                                       |                              |                       |
| <b>Finfish extracts</b>                        |                             |                              |                       |                                       |                              |                       |
| <i>Finfish, Processed Other</i>                | 2,133                       | 41,299                       | 19.36                 |                                       |                              |                       |
| <b>Total for Finfish extracts</b>              | <b>2,133</b>                | <b>41,299</b>                |                       |                                       |                              |                       |
| <b>Finfish, fillet blocks</b>                  |                             |                              |                       |                                       |                              |                       |
| <i>Finfish, Processed Other</i>                | 2,295,447                   | 12,813,041                   | 5.58                  | 195,735                               | 980,593                      | 5.01                  |
| <b>Total for Finfish, fillet blocks</b>        | <b>2,295,447</b>            | <b>12,813,041</b>            |                       | <b>195,735</b>                        | <b>980,593</b>               |                       |
| <b>Finfish, minced blocks</b>                  |                             |                              |                       |                                       |                              |                       |
| <i>Finfish, Processed Other</i>                | 160,478                     | 603,107                      | 3.76                  | 17,745                                | 61,367                       | 3.46                  |
| <b>Total for Finfish, minced blocks</b>        | <b>160,478</b>              | <b>603,107</b>               |                       | <b>17,745</b>                         | <b>61,367</b>                |                       |
| <b>Finfish, other fish meat</b>                |                             |                              |                       |                                       |                              |                       |
| <i>Finfish, Processed Other</i>                | 322                         | 2,868                        | 8.91                  |                                       |                              |                       |
| <b>Total for Finfish, other fish meat</b>      | <b>322</b>                  | <b>2,868</b>                 |                       |                                       |                              |                       |

| <b>NETT</b>                                    | <b>Jan 2010 -- Dec 2010</b> |                              |                       | <b>Month-to-Date: December - 2010</b> |                              |                       |
|--|-----------------------------|------------------------------|-----------------------|---------------------------------------|------------------------------|-----------------------|
|  | <b>Weight<br/>(kg)</b>      | <b>FOB* Value<br/>(\$NZ)</b> | <b>Unit<br/>Value</b> | <b>Weight<br/>(kg)</b>                | <b>FOB* Value<br/>(\$NZ)</b> | <b>Unit<br/>Value</b> |
| <b>Australia</b>                               |                             |                              |                       |                                       |                              |                       |
| <b>Fish cakes</b>                              |                             |                              |                       |                                       |                              |                       |
| <i>Finfish, Processed Other</i>                | 99,527                      | 463,293                      | 4.65                  | 3,480                                 | 16,022                       | 4.60                  |
| <b>Total for Fish cakes</b>                    | <b>99,527</b>               | <b>463,293</b>               |                       | <b>3,480</b>                          | <b>16,022</b>                |                       |
| <b>Fish fingers</b>                            |                             |                              |                       |                                       |                              |                       |
| <i>Finfish, Processed Other</i>                | 1,778,961                   | 8,357,910                    | 4.70                  | 128,313                               | 784,504                      | 6.11                  |
| <b>Total for Fish fingers</b>                  | <b>1,778,961</b>            | <b>8,357,910</b>             |                       | <b>128,313</b>                        | <b>784,504</b>               |                       |
| <b>Fish Flours,meals,pellets</b>               |                             |                              |                       |                                       |                              |                       |
| <i>Finfish, Processed Flours,meals,pellets</i> | 196                         | 9,815                        | 50.08                 |                                       |                              |                       |
| <b>Total for Fish Flours,meals,pelle</b>       | <b>196</b>                  | <b>9,815</b>                 |                       |                                       |                              |                       |
| <b>Fish meal fit for human</b>                 |                             |                              |                       |                                       |                              |                       |
| <i>Finfish, Processed Other</i>                | 1,950                       | 85,419                       | 43.80                 | 250                                   | 10,404                       | 41.62                 |
| <b>Total for Fish meal fit for human</b>       | <b>1,950</b>                | <b>85,419</b>                |                       | <b>250</b>                            | <b>10,404</b>                |                       |
| <b>Fish prod unfit for human</b>               |                             |                              |                       |                                       |                              |                       |
| <i>Finfish, Processed Other</i>                | 1,012,343                   | 1,605,558                    | 1.59                  | 127,595                               | 208,000                      | 1.63                  |
| <b>Total for Fish prod unfit for hum</b>       | <b>1,012,343</b>            | <b>1,605,558</b>             |                       | <b>127,595</b>                        | <b>208,000</b>               |                       |
| <b>Flounder</b>                                |                             |                              |                       |                                       |                              |                       |
| <i>Finfish, Chilled Fillets</i>                | 9,286                       | 113,971                      | 12.27                 | 2,838                                 | 35,513                       | 12.51                 |
| <i>Finfish, Chilled Headed and Guttled</i>     | 32,266                      | 281,966                      | 8.74                  | 2,586                                 | 25,001                       | 9.67                  |
| <i>Finfish, Chilled Other form</i>             | 35,953                      | 364,160                      | 10.13                 | 1,227                                 | 11,457                       | 9.34                  |
| <i>Finfish, Chilled Whole</i>                  | 253,526                     | 2,340,202                    | 9.23                  | 26,194                                | 230,099                      | 8.78                  |
| <i>Finfish, Frozen Fillets</i>                 | 4,500                       | 40,917                       | 9.09                  |                                       |                              |                       |
| <i>Finfish, Frozen Other form</i>              | 15,780                      | 151,513                      | 9.60                  |                                       |                              |                       |
| <i>Finfish, Frozen Whole</i>                   | 270,058                     | 2,354,610                    | 8.72                  | 24,000                                | 215,257                      | 8.97                  |
| <b>Total for Flounder</b>                      | <b>621,369</b>              | <b>5,647,339</b>             |                       | <b>56,845</b>                         | <b>517,327</b>               |                       |
| <b>Gemfish</b>                                 |                             |                              |                       |                                       |                              |                       |
| <i>Finfish, Chilled Fillets</i>                | 4,397                       | 44,442                       | 10.11                 | 370                                   | 4,846                        | 13.10                 |
| <i>Finfish, Frozen Whole</i>                   | 24                          | 94                           | 3.92                  |                                       |                              |                       |
| <b>Total for Gemfish</b>                       | <b>4,421</b>                | <b>44,536</b>                |                       | <b>370</b>                            | <b>4,846</b>                 |                       |
| <b>Ghostshark</b>                              |                             |                              |                       |                                       |                              |                       |
| <i>Finfish, Chilled Fillets</i>                | 1,833                       | 11,980                       | 6.54                  | 174                                   | 1,138                        | 6.54                  |
| <i>Finfish, Frozen Fillets</i>                 | 135,550                     | 974,628                      | 7.19                  | 16,440                                | 111,938                      | 6.81                  |
| <i>Finfish, Frozen Other form</i>              | 4,402                       | 13,902                       | 3.16                  |                                       |                              |                       |
| <b>Total for Ghostshark</b>                    | <b>141,785</b>              | <b>1,000,510</b>             |                       | <b>16,614</b>                         | <b>113,076</b>               |                       |
| <b>Groper</b>                                  |                             |                              |                       |                                       |                              |                       |
| <i>Finfish, Chilled Fillets</i>                | 8,693                       | 97,625                       | 11.23                 | 1,669                                 | 17,469                       | 10.47                 |
| <i>Finfish, Chilled Headed and Guttled</i>     | 75,933                      | 865,733                      | 11.40                 | 6,904                                 | 78,490                       | 11.37                 |
| <i>Finfish, Chilled Other form</i>             | 57,927                      | 589,070                      | 10.17                 | 4,214                                 | 37,070                       | 8.80                  |
| <i>Finfish, Chilled Whole</i>                  | 80,108                      | 785,025                      | 9.80                  | 6,504                                 | 60,762                       | 9.34                  |
| <i>Finfish, Frozen Fillets</i>                 | 8                           | 69                           | 8.63                  |                                       |                              |                       |
| <b>Total for Groper</b>                        | <b>222,669</b>              | <b>2,337,522</b>             |                       | <b>19,291</b>                         | <b>193,791</b>               |                       |
| <b>Gurnard</b>                                 |                             |                              |                       |                                       |                              |                       |

| <b>NETT</b>                                | <b>Jan 2010 -- Dec 2010</b> |                        |                                 | <b>Month-to-Date: December - 2010</b> |                        |                                 |
|--|-----------------------------|------------------------|---------------------------------|---------------------------------------|------------------------|---------------------------------|
|  | <b>Weight<br/>(kg)</b>      | <b>FOB*<br/>(\$NZ)</b> | <b>Value<br/>Unit<br/>Value</b> | <b>Weight<br/>(kg)</b>                | <b>FOB*<br/>(\$NZ)</b> | <b>Value<br/>Unit<br/>Value</b> |
| <b>Australia</b>                           |                             |                        |                                 |                                       |                        |                                 |
| <i>Finfish, Chilled Fillets</i>            | 71,860                      | 921,817                | 12.83                           | 6,252                                 | 81,449                 | 13.03                           |
| <i>Finfish, Chilled Other form</i>         | 50                          | 949                    | 18.98                           |                                       |                        |                                 |
| <i>Finfish, Chilled Whole</i>              | 6,720                       | 63,514                 | 9.45                            | 433                                   | 3,450                  | 7.97                            |
| <i>Finfish, Frozen Fillets</i>             | 885                         | 12,914                 | 14.59                           |                                       |                        |                                 |
| <i>Finfish, Frozen Whole</i>               | 12                          | 84                     | 7.00                            |                                       |                        |                                 |
| <b>Total for Gurnard</b>                   | <b>79,527</b>               | <b>999,278</b>         |                                 | <b>6,685</b>                          | <b>84,899</b>          |                                 |
| <b>Hake</b>                                |                             |                        |                                 |                                       |                        |                                 |
| <i>Finfish, Chilled Fillets</i>            | 220                         | 2,396                  | 10.89                           |                                       |                        |                                 |
| <i>Finfish, Frozen Fillets</i>             | 167,468                     | 1,732,436              | 10.34                           | 6,793                                 | 75,715                 | 11.15                           |
| <i>Finfish, Frozen Headed and Guttled</i>  | 10,419                      | 54,233                 | 5.21                            |                                       |                        |                                 |
| <i>Finfish, Frozen Whole</i>               | 940                         | 875                    | 0.93                            |                                       |                        |                                 |
| <b>Total for Hake</b>                      | <b>179,047</b>              | <b>1,789,940</b>       |                                 | <b>6,793</b>                          | <b>75,715</b>          |                                 |
| <b>Herrings</b>                            |                             |                        |                                 |                                       |                        |                                 |
| <i>Finfish, Processed Packed</i>           | 1,471                       | 13,089                 | 8.90                            |                                       |                        |                                 |
| <b>Total for Herrings</b>                  | <b>1,471</b>                | <b>13,089</b>          |                                 |                                       |                        |                                 |
| <b>Hoki</b>                                |                             |                        |                                 |                                       |                        |                                 |
| <i>Finfish, Chilled Fillets</i>            | 2,225                       | 18,954                 | 8.52                            | 99                                    | 885                    | 8.94                            |
| <i>Finfish, Frozen Fillets</i>             | 3,970,834                   | 27,743,307             | 6.99                            | 222,824                               | 1,517,759              | 6.81                            |
| <i>Finfish, Frozen Other form</i>          | 250,869                     | 471,129                | 1.88                            | 23,800                                | 73,422                 | 3.08                            |
| <i>Finfish, Frozen Whole</i>               | 5,316                       | 40,049                 | 7.53                            |                                       |                        |                                 |
| <i>Finfish, Processed Smoked</i>           | 2,245                       | 17,231                 | 7.68                            |                                       |                        |                                 |
| <b>Total for Hoki</b>                      | <b>4,231,489</b>            | <b>28,290,670</b>      |                                 | <b>246,723</b>                        | <b>1,592,066</b>       |                                 |
| <b>John Dory</b>                           |                             |                        |                                 |                                       |                        |                                 |
| <i>Finfish, Chilled Fillets</i>            | 12,471                      | 209,538                | 16.80                           | 2,067                                 | 37,642                 | 18.21                           |
| <i>Finfish, Chilled Headed and Guttled</i> | 6,987                       | 91,618                 | 13.11                           | 124                                   | 2,150                  | 17.34                           |
| <i>Finfish, Chilled Other form</i>         | 19,393                      | 211,240                | 10.89                           | 254                                   | 2,430                  | 9.57                            |
| <i>Finfish, Chilled Whole</i>              | 201,623                     | 2,204,531              | 10.93                           | 21,864                                | 243,186                | 11.12                           |
| <i>Finfish, Frozen Fillets</i>             | 17,798                      | 76,841                 | 4.32                            |                                       |                        |                                 |
| <i>Finfish, Frozen Other form</i>          | 38,532                      | 198,398                | 5.15                            |                                       |                        |                                 |
| <b>Total for John Dory</b>                 | <b>296,804</b>              | <b>2,992,166</b>       |                                 | <b>24,309</b>                         | <b>285,408</b>         |                                 |
| <b>Juices of meat</b>                      |                             |                        |                                 |                                       |                        |                                 |
| <i>Other,</i>                              | 13,770                      | 121,838                | 8.85                            |                                       |                        |                                 |
| <b>Total for Juices of meat</b>            | <b>13,770</b>               | <b>121,838</b>         |                                 |                                       |                        |                                 |
| <b>Kahawai</b>                             |                             |                        |                                 |                                       |                        |                                 |
| <i>Finfish, Frozen Whole</i>               | 446,075                     | 515,494                | 1.16                            | 74,260                                | 72,555                 | 0.98                            |
| <b>Total for Kahawai</b>                   | <b>446,075</b>              | <b>515,494</b>         |                                 | <b>74,260</b>                         | <b>72,555</b>          |                                 |
| <b>KahBarrTuna pack other</b>              |                             |                        |                                 |                                       |                        |                                 |
| <i>Finfish, Processed Packed</i>           | 679,376                     | 3,305,251              | 4.87                            | 45,804                                | 233,028                | 5.09                            |
| <b>Total for KahBarrTuna pack oth</b>      | <b>679,376</b>              | <b>3,305,251</b>       |                                 | <b>45,804</b>                         | <b>233,028</b>         |                                 |
| <b>Kingfish, Yellowtail</b>                |                             |                        |                                 |                                       |                        |                                 |
| <i>Finfish, Chilled Fillets</i>            | 180                         | 2,214                  | 12.30                           | 133                                   | 1,708                  | 12.84                           |
| <i>Finfish, Chilled Headed and Guttled</i> | 240                         | 2,306                  | 9.61                            |                                       |                        |                                 |
| <i>Finfish, Chilled Whole</i>              | 1,097                       | 10,902                 | 9.94                            |                                       |                        |                                 |

| <b>NETT</b>                         | <b>Jan 2010 -- Dec 2010</b> |                              |                       | <b>Month-to-Date: December - 2010</b> |                              |                       |
|-------------------------------------|-----------------------------|------------------------------|-----------------------|---------------------------------------|------------------------------|-----------------------|
|                                     | <b>Weight<br/>(kg)</b>      | <b>FOB* Value<br/>(\$NZ)</b> | <b>Unit<br/>Value</b> | <b>Weight<br/>(kg)</b>                | <b>FOB* Value<br/>(\$NZ)</b> | <b>Unit<br/>Value</b> |
| <b>Australia</b>                    |                             |                              |                       |                                       |                              |                       |
| Total for Kingfish, Yellowtail      | 1,517                       | 15,422                       |                       | 133                                   | 1,708                        |                       |
| <b>Leatherjacket</b>                |                             |                              |                       |                                       |                              |                       |
| Finfish, Chilled Other form         | 111                         | 1,128                        | 10.16                 |                                       |                              |                       |
| Total for Leatherjacket             | 111                         | 1,128                        |                       |                                       |                              |                       |
| <b>Ling</b>                         |                             |                              |                       |                                       |                              |                       |
| Finfish, Chilled Fillets            | 51,782                      | 642,628                      | 12.41                 | 2,900                                 | 43,649                       | 15.05                 |
| Finfish, Frozen Fillets             | 909,762                     | 8,654,449                    | 9.51                  | 107,661                               | 1,095,471                    | 10.18                 |
| Finfish, Frozen Headed and Guttled  | 155,731                     | 746,251                      | 4.79                  |                                       |                              |                       |
| Finfish, Frozen Other form          | 53,525                      | 213,836                      | 4.00                  |                                       |                              |                       |
| Finfish, Frozen Whole               | 111                         | 1,165                        | 10.50                 |                                       |                              |                       |
| Total for Ling                      | 1,170,911                   | 10,258,329                   |                       | 110,561                               | 1,139,120                    |                       |
| <b>Livers and Roe</b>               |                             |                              |                       |                                       |                              |                       |
| Finfish, Chilled Whole              | 734                         | 6,952                        | 9.47                  | 10                                    | 57                           | 5.70                  |
| Finfish, Frozen Whole               | 26,060                      | 210,229                      | 8.07                  | 810                                   | 45,174                       | 55.77                 |
| Total for Livers and Roe            | 26,794                      | 217,181                      |                       | 820                                   | 45,231                       |                       |
| <b>Mackerel</b>                     |                             |                              |                       |                                       |                              |                       |
| Finfish, Processed Smoked           | 802                         | 18,794                       | 23.43                 | 38                                    | 839                          | 22.08                 |
| Total for Mackerel                  | 802                         | 18,794                       |                       | 38                                    | 839                          |                       |
| <b>Mackerel, Blue</b>               |                             |                              |                       |                                       |                              |                       |
| Finfish, Frozen Other form          | 30,140                      | 28,550                       | 0.95                  |                                       |                              |                       |
| Finfish, Frozen Whole               | 755,950                     | 906,749                      | 1.20                  | 150,800                               | 194,731                      | 1.29                  |
| Total for Mackerel, Blue            | 786,090                     | 935,299                      |                       | 150,800                               | 194,731                      |                       |
| <b>Mackerel, Jack</b>               |                             |                              |                       |                                       |                              |                       |
| Finfish, Frozen Headed and Guttled  | 432                         | 690                          | 1.60                  |                                       |                              |                       |
| Finfish, Frozen Other form          | 11,000                      | 9,900                        | 0.90                  |                                       |                              |                       |
| Finfish, Frozen Whole               | 412,880                     | 452,331                      | 1.10                  | 1,200                                 | 1,285                        | 1.07                  |
| Total for Mackerel, Jack            | 424,312                     | 462,921                      |                       | 1,200                                 | 1,285                        |                       |
| <b>Moki</b>                         |                             |                              |                       |                                       |                              |                       |
| Finfish, Chilled Fillets            | 1,826                       | 16,366                       | 8.96                  | 282                                   | 3,500                        | 12.41                 |
| Total for Moki                      | 1,826                       | 16,366                       |                       | 282                                   | 3,500                        |                       |
| <b>Monkfish</b>                     |                             |                              |                       |                                       |                              |                       |
| Finfish, Chilled Fillets            | 85,918                      | 1,015,416                    | 11.82                 | 8,775                                 | 109,463                      | 12.47                 |
| Finfish, Frozen Fillets             | 11                          | 10                           | 0.91                  |                                       |                              |                       |
| Total for Monkfish                  | 85,929                      | 1,015,426                    |                       | 8,775                                 | 109,463                      |                       |
| <b>Monkfish (Stargazer)</b>         |                             |                              |                       |                                       |                              |                       |
| Finfish, Chilled Headed and Guttled | 849                         | 9,409                        | 11.08                 | 150                                   | 2,772                        | 18.48                 |
| Finfish, Frozen Headed and Guttled  | 3,996                       | 23,560                       | 5.90                  |                                       |                              |                       |
| Finfish, Frozen Other form          | 17,152                      | 158,371                      | 9.23                  | 762                                   | 11,572                       | 15.19                 |
| Total for Monkfish (Stargazer)      | 21,997                      | 191,340                      |                       | 912                                   | 14,344                       |                       |
| <b>Mullet</b>                       |                             |                              |                       |                                       |                              |                       |

| <b>NETT</b>                                    | <b>Jan 2010 -- Dec 2010</b> |                              |                       | <b>Month-to-Date: December - 2010</b> |                              |                       |
|--|-----------------------------|------------------------------|-----------------------|---------------------------------------|------------------------------|-----------------------|
|  | <b>Weight<br/>(kg)</b>      | <b>FOB* Value<br/>(\$NZ)</b> | <b>Unit<br/>Value</b> | <b>Weight<br/>(kg)</b>                | <b>FOB* Value<br/>(\$NZ)</b> | <b>Unit<br/>Value</b> |
| <b>Australia</b>                               |                             |                              |                       |                                       |                              |                       |
| <i>Finfish, Chilled Headed and Guttled</i>     | 8                           | 65                           | 8.13                  |                                       |                              |                       |
| <i>Finfish, Chilled Whole</i>                  | 21                          | 106                          | 5.05                  |                                       |                              |                       |
| <b>Total for Mullet</b>                        | <b>29</b>                   | <b>171</b>                   |                       |                                       |                              |                       |
| <b>Mussels</b>                                 |                             |                              |                       |                                       |                              |                       |
| <i>Mussels, Freeze-dried pwd</i>               | 40,477                      | 3,335,301                    | 82.40                 | 4,660                                 | 418,581                      | 89.82                 |
| <i>Mussels, HS Frozen</i>                      | 717,483                     | 3,550,101                    | 4.95                  | 44,016                                | 231,029                      | 5.25                  |
| <i>Mussels, Live</i>                           | 1,705                       | 17,015                       | 9.98                  | 1,705                                 | 17,015                       | 9.98                  |
| <i>Mussels, Meat Chilled/Frsh</i>              | 14                          | 287                          | 20.50                 |                                       |                              |                       |
| <i>Mussels, Meat Frozen</i>                    | 1,090,265                   | 7,045,784                    | 6.46                  | 110,671                               | 695,293                      | 6.28                  |
| <i>Mussels, Other not L/Ch/Fz</i>              | 18,199                      | 113,008                      | 6.21                  | 1,750                                 | 11,633                       | 6.65                  |
| <i>Mussels, Pre'ed/Marinated</i>               | 425,685                     | 3,353,331                    | 7.88                  | 47,619                                | 375,595                      | 7.89                  |
| <i>Mussels, Proc in Can, Jar</i>               | 29,523                      | 302,921                      | 10.26                 | 22,503                                | 230,680                      | 10.25                 |
| <i>Mussels, Smoked</i>                         | 3,945                       | 88,958                       | 22.55                 | 840                                   | 17,273                       | 20.56                 |
| <i>Mussels, Whole Chilled</i>                  | 36                          | 309                          | 8.58                  | 36                                    | 309                          | 8.58                  |
| <i>Mussels, Whole Frozen</i>                   | 771,512                     | 1,942,236                    | 2.52                  | 67,887                                | 182,176                      | 2.68                  |
| <b>Total for Mussels</b>                       | <b>3,098,844</b>            | <b>19,749,251</b>            |                       | <b>301,687</b>                        | <b>2,179,584</b>             |                       |
| <b>Octopus</b>                                 |                             |                              |                       |                                       |                              |                       |
| <i>Other Molluscs, Live, Chilled or Frozen</i> | 30,070                      | 276,528                      | 9.20                  | 325                                   | 2,982                        | 9.18                  |
| <b>Total for Octopus</b>                       | <b>30,070</b>               | <b>276,528</b>               |                       | <b>325</b>                            | <b>2,982</b>                 |                       |
| <b>Orange Roughy</b>                           |                             |                              |                       |                                       |                              |                       |
| <i>Finfish, Chilled Fillets</i>                | 81,988                      | 1,654,036                    | 20.17                 | 6,975                                 | 149,679                      | 21.46                 |
| <i>Finfish, Frozen Fillets</i>                 | 249,760                     | 5,004,236                    | 20.04                 | 27,930                                | 577,918                      | 20.69                 |
| <i>Finfish, Frozen Headed and Guttled</i>      | 2,959                       | 31,252                       | 10.56                 |                                       |                              |                       |
| <i>Finfish, Frozen Other form</i>              | 97,900                      | 71,423                       | 0.73                  |                                       |                              |                       |
| <i>Finfish, Frozen Whole</i>                   | 52,736                      | 500,024                      | 9.48                  | 2,484                                 | 20,134                       | 8.11                  |
| <b>Total for Orange Roughy</b>                 | <b>485,343</b>              | <b>7,260,971</b>             |                       | <b>37,389</b>                         | <b>747,731</b>               |                       |
| <b>Oreo Dory, Black</b>                        |                             |                              |                       |                                       |                              |                       |
| <i>Finfish, Chilled Fillets</i>                | 1,498                       | 13,532                       | 9.03                  |                                       |                              |                       |
| <i>Finfish, Frozen Fillets</i>                 | 70,778                      | 1,040,790                    | 14.70                 |                                       |                              |                       |
| <i>Finfish, Frozen Other form</i>              | 45                          | 265                          | 5.89                  |                                       |                              |                       |
| <i>Finfish, Frozen Whole</i>                   | 1,125                       | 2,812                        | 2.50                  |                                       |                              |                       |
| <b>Total for Oreo Dory, Black</b>              | <b>73,446</b>               | <b>1,057,399</b>             |                       |                                       |                              |                       |
| <b>Oreo Dory, Other</b>                        |                             |                              |                       |                                       |                              |                       |
| <i>Finfish, Frozen Headed and Guttled</i>      | 98,528                      | 490,665                      | 4.98                  |                                       |                              |                       |
| <i>Finfish, Frozen Other form</i>              | 3,675                       | 20,509                       | 5.58                  |                                       |                              |                       |
| <b>Total for Oreo Dory, Other</b>              | <b>102,203</b>              | <b>511,174</b>               |                       |                                       |                              |                       |
| <b>Oreo Dory, Smooth</b>                       |                             |                              |                       |                                       |                              |                       |
| <i>Finfish, Chilled Fillets</i>                | 3,170                       | 44,206                       | 13.95                 | 484                                   | 6,314                        | 13.05                 |
| <i>Finfish, Frozen Fillets</i>                 | 784,806                     | 8,284,871                    | 10.56                 | 62,220                                | 562,648                      | 9.04                  |
| <b>Total for Oreo Dory, Smooth</b>             | <b>787,976</b>              | <b>8,329,077</b>             |                       | <b>62,704</b>                         | <b>568,962</b>               |                       |
| <b>Other chilled fillets</b>                   |                             |                              |                       |                                       |                              |                       |
| <i>Finfish, Chilled Fillets</i>                | 84,942                      | 1,021,970                    | 12.03                 | 7,544                                 | 105,412                      | 13.97                 |
| <b>Total for Other chilled fillets</b>         | <b>84,942</b>               | <b>1,021,970</b>             |                       | <b>7,544</b>                          | <b>105,412</b>               |                       |



| <b>NETT</b>                                     | <b>Jan 2010 -- Dec 2010</b> |                              |                       | <b>Month-to-Date: December - 2010</b> |                              |                       |
|---|-----------------------------|------------------------------|-----------------------|---------------------------------------|------------------------------|-----------------------|
|   | <b>Weight<br/>(kg)</b>      | <b>FOB* Value<br/>(\$NZ)</b> | <b>Unit<br/>Value</b> | <b>Weight<br/>(kg)</b>                | <b>FOB* Value<br/>(\$NZ)</b> | <b>Unit<br/>Value</b> |
| <b>Australia</b>                                |                             |                              |                       |                                       |                              |                       |
| <b>Other chilled finfish</b>                    |                             |                              |                       |                                       |                              |                       |
| <i>Finfish, Chilled Headed and Guttled</i>      | 893,801                     | 8,549,838                    | 9.57                  | 66,109                                | 666,519                      | 10.08                 |
| <i>Finfish, Chilled Other form</i>              | 489,937                     | 4,679,660                    | 9.55                  | 24,104                                | 210,994                      | 8.75                  |
| <i>Finfish, Chilled Whole</i>                   | 193,481                     | 1,934,224                    | 10.00                 | 23,510                                | 223,482                      | 9.51                  |
| <b>Total for Other chilled finfish</b>          | <b>1,577,219</b>            | <b>15,163,722</b>            |                       | <b>113,723</b>                        | <b>1,100,995</b>             |                       |
| <b>Other clams chilled</b>                      |                             |                              |                       |                                       |                              |                       |
| <i>Other Molluscs, Live, Chilled or Frozen</i>  | 8,010                       | 745,992                      | 93.13                 | 513                                   | 56,015                       | 109.19                |
| <b>Total for Other clams chilled</b>            | <b>8,010</b>                | <b>745,992</b>               |                       | <b>513</b>                            | <b>56,015</b>                |                       |
| <b>Other clams frozen</b>                       |                             |                              |                       |                                       |                              |                       |
| <i>Other Molluscs, Live, Chilled or Frozen</i>  | 52,094                      | 432,937                      | 8.31                  | 2,220                                 | 19,049                       | 8.58                  |
| <b>Total for Other clams frozen</b>             | <b>52,094</b>               | <b>432,937</b>               |                       | <b>2,220</b>                          | <b>19,049</b>                |                       |
| <b>Other Crawfish, frozen</b>                   |                             |                              |                       |                                       |                              |                       |
| <i>Other,</i>                                   | 403                         | 16,882                       | 41.89                 | 78                                    | 3,010                        | 38.59                 |
| <b>Total for Other Crawfish, frozen</b>         | <b>403</b>                  | <b>16,882</b>                |                       | <b>78</b>                             | <b>3,010</b>                 |                       |
| <b>Other Crustacea: Ch/Fzn</b>                  |                             |                              |                       |                                       |                              |                       |
| <i>Other Crustacea, Live, Chilled or Frozen</i> | 45                          | 1,691                        | 37.58                 |                                       |                              |                       |
| <b>Total for Other Crustacea: Ch/Fz</b>         | <b>45</b>                   | <b>1,691</b>                 |                       |                                       |                              |                       |
| <b>Other Dogfish/Shark</b>                      |                             |                              |                       |                                       |                              |                       |
| <i>Finfish, Frozen Other form</i>               | 5,160                       | 21,601                       | 4.19                  |                                       |                              |                       |
| <b>Total for Other Dogfish/Shark</b>            | <b>5,160</b>                | <b>21,601</b>                |                       |                                       |                              |                       |
| <b>Other dried excl smoked</b>                  |                             |                              |                       |                                       |                              |                       |
| <i>Other,</i>                                   | 710                         | 134,579                      | 189.55                |                                       |                              |                       |
| <b>Total for Other dried excl smoke</b>         | <b>710</b>                  | <b>134,579</b>               |                       |                                       |                              |                       |
| <b>Other Fish Packed</b>                        |                             |                              |                       |                                       |                              |                       |
| <i>Other,</i>                                   | 354,873                     | 2,787,437                    | 7.85                  | 82,261                                | 926,842                      | 11.27                 |
| <b>Total for Other Fish Packed</b>              | <b>354,873</b>              | <b>2,787,437</b>             |                       | <b>82,261</b>                         | <b>926,842</b>               |                       |
| <b>Other Flatfish</b>                           |                             |                              |                       |                                       |                              |                       |
| <i>Finfish, Chilled Headed and Guttled</i>      | 9,608                       | 73,607                       | 7.66                  | 1,193                                 | 9,557                        | 8.01                  |
| <i>Finfish, Chilled Other form</i>              | 6,168                       | 66,221                       | 10.74                 | 474                                   | 8,145                        | 17.18                 |
| <i>Finfish, Chilled Whole</i>                   | 7,882                       | 76,762                       | 9.74                  | 169                                   | 1,528                        | 9.04                  |
| <i>Finfish, Frozen Whole</i>                    | 5,500                       | 28,624                       | 5.20                  |                                       |                              |                       |
| <b>Total for Other Flatfish</b>                 | <b>29,158</b>               | <b>245,214</b>               |                       | <b>1,836</b>                          | <b>19,230</b>                |                       |
| <b>Other frozen fillets</b>                     |                             |                              |                       |                                       |                              |                       |
| <i>Finfish, Frozen Fillets</i>                  | 63,534                      | 974,381                      | 15.34                 | 6,039                                 | 108,768                      | 18.01                 |
| <b>Total for Other frozen fillets</b>           | <b>63,534</b>               | <b>974,381</b>               |                       | <b>6,039</b>                          | <b>108,768</b>               |                       |
| <b>Other frozen finfish</b>                     |                             |                              |                       |                                       |                              |                       |
| <i>Finfish, Frozen Headed and Guttled</i>       | 13,921                      | 92,564                       | 6.65                  |                                       |                              |                       |
| <i>Finfish, Frozen Other form</i>               | 19,541                      | 281,567                      | 14.41                 | 8,942                                 | 146,852                      | 16.42                 |
| <i>Finfish, Frozen Whole</i>                    | 113,676                     | 261,171                      | 2.30                  | 424                                   | 2,137                        | 5.04                  |

| <b>NETT</b>                              | <b>Jan 2010 -- Dec 2010</b> |                              |                       | <b>Month-to-Date: December - 2010</b> |                              |                       |
|--|-----------------------------|------------------------------|-----------------------|---------------------------------------|------------------------------|-----------------------|
|  | <b>Weight<br/>(kg)</b>      | <b>FOB* Value<br/>(\$NZ)</b> | <b>Unit<br/>Value</b> | <b>Weight<br/>(kg)</b>                | <b>FOB* Value<br/>(\$NZ)</b> | <b>Unit<br/>Value</b> |
| <b>Australia</b>                         |                             |                              |                       |                                       |                              |                       |
| Total for Other frozen finfish           | 147,138                     | 635,302                      |                       | 9,366                                 | 148,989                      |                       |
| <b>Other invertebrate</b>                |                             |                              |                       |                                       |                              |                       |
| Other Molluscs, Live, Chilled or Frozen  | 4,638                       | 386,065                      | 83.24                 | 494                                   | 48,255                       | 97.68                 |
| Total for Other invertebrate             | 4,638                       | 386,065                      |                       | 494                                   | 48,255                       |                       |
| <b>Other Molluscs</b>                    |                             |                              |                       |                                       |                              |                       |
| Other Molluscs, Canned or otherwise pr   | 943,824                     | 7,208,378                    | 7.64                  | 71,131                                | 593,920                      | 8.35                  |
| Other Molluscs, Live, Chilled or Frozen  | 5,932                       | 65,490                       | 11.04                 | 1,200                                 | 14,150                       | 11.79                 |
| Total for Other Molluscs                 | 949,756                     | 7,273,868                    |                       | 72,331                                | 608,070                      |                       |
| <b>Other preparations</b>                |                             |                              |                       |                                       |                              |                       |
| Other,                                   | 3,144,538                   | 24,332,234                   | 7.74                  | 194,392                               | 1,567,227                    | 8.06                  |
| Total for Other preparations             | 3,144,538                   | 24,332,234                   |                       | 194,392                               | 1,567,227                    |                       |
| <b>Other salted, in brine</b>            |                             |                              |                       |                                       |                              |                       |
| Other,                                   | 4,147                       | 5,005                        | 1.21                  |                                       |                              |                       |
| Total for Other salted, in brine         | 4,147                       | 5,005                        |                       |                                       |                              |                       |
| <b>Other smoked fish</b>                 |                             |                              |                       |                                       |                              |                       |
| Other,                                   | 4,828                       | 75,639                       | 15.67                 | 1,431                                 | 14,173                       | 9.90                  |
| Total for Other smoked fish              | 4,828                       | 75,639                       |                       | 1,431                                 | 14,173                       |                       |
| <b>Oysters</b>                           |                             |                              |                       |                                       |                              |                       |
| Oysters, Chilled or Frozen               | 951,012                     | 8,151,200                    | 8.57                  | 82,479                                | 740,339                      | 8.98                  |
| Total for Oysters                        | 951,012                     | 8,151,200                    |                       | 82,479                                | 740,339                      |                       |
| <b>Pastes</b>                            |                             |                              |                       |                                       |                              |                       |
| Other,                                   | 3,141                       | 35,695                       | 11.36                 |                                       |                              |                       |
| Total for Pastes                         | 3,141                       | 35,695                       |                       |                                       |                              |                       |
| <b>Paua</b>                              |                             |                              |                       |                                       |                              |                       |
| Other Molluscs, Live, Chilled or Frozen  | 4,983                       | 390,361                      | 78.34                 | 1,138                                 | 83,724                       | 73.57                 |
| Other Molluscs, Not Live/Chilled/Frozen  | 35,320                      | 2,749,342                    | 77.84                 | 1,711                                 | 126,605                      | 73.99                 |
| Total for Paua                           | 40,303                      | 3,139,703                    |                       | 2,849                                 | 210,329                      |                       |
| <b>Prepared dinners</b>                  |                             |                              |                       |                                       |                              |                       |
| Other,                                   | 20,000                      | 64,737                       | 3.24                  |                                       |                              |                       |
| Total for Prepared dinners               | 20,000                      | 64,737                       |                       |                                       |                              |                       |
| <b>Rock Lobster</b>                      |                             |                              |                       |                                       |                              |                       |
| Rock Lobster, Frozen Whole               | 660                         | 23,124                       | 35.04                 |                                       |                              |                       |
| Total for Rock Lobster                   | 660                         | 23,124                       |                       |                                       |                              |                       |
| <b>Salmon</b>                            |                             |                              |                       |                                       |                              |                       |
| Finfish, Processed Cans or Jars, Whole o | 395                         | 44,095                       | 111.63                | 36                                    | 6,652                        | 184.78                |
| Finfish, Processed Other                 | 27                          | 843                          | 31.22                 | 10                                    | 347                          | 34.70                 |
| Total for Salmon                         | 422                         | 44,938                       |                       | 46                                    | 6,999                        |                       |
| <b>Salmon, Other</b>                     |                             |                              |                       |                                       |                              |                       |

| <b>NETT</b>                                     | <b>Jan 2010 -- Dec 2010</b> |                              |                       | <b>Month-to-Date: December - 2010</b> |                              |                       |
|---|-----------------------------|------------------------------|-----------------------|---------------------------------------|------------------------------|-----------------------|
|   | <b>Weight<br/>(kg)</b>      | <b>FOB* Value<br/>(\$NZ)</b> | <b>Unit<br/>Value</b> | <b>Weight<br/>(kg)</b>                | <b>FOB* Value<br/>(\$NZ)</b> | <b>Unit<br/>Value</b> |
| <b>Australia</b>                                |                             |                              |                       |                                       |                              |                       |
| <i>Finfish, Frozen Headed and Guttled</i>       | 2,178                       | 25,811                       | 11.85                 | 180                                   | 5,738                        | 31.88                 |
| <i>Finfish, Frozen Other form</i>               | 51,881                      | 353,297                      | 6.81                  | 15,439                                | 106,382                      | 6.89                  |
| <i>Finfish, Frozen Whole</i>                    | 5,961                       | 40,174                       | 6.74                  | 714                                   | 7,840                        | 10.98                 |
| <b>Total for Salmon, Other</b>                  | <b>60,020</b>               | <b>419,282</b>               |                       | <b>16,333</b>                         | <b>119,960</b>               |                       |
| <b>Salmon, Pacific</b>                          |                             |                              |                       |                                       |                              |                       |
| <i>Finfish, Chilled Headed and Guttled</i>      | 10,815                      | 173,847                      | 16.07                 |                                       |                              |                       |
| <i>Finfish, Chilled Other form</i>              | 67,571                      | 902,472                      | 13.36                 |                                       |                              |                       |
| <i>Finfish, Chilled Whole</i>                   | 1,337,074                   | 15,839,973                   | 11.85                 | 98,440                                | 1,173,078                    | 11.92                 |
| <i>Finfish, Processed Smoked</i>                | 59,545                      | 1,910,976                    | 32.09                 | 7,136                                 | 220,176                      | 30.85                 |
| <b>Total for Salmon, Pacific</b>                | <b>1,475,005</b>            | <b>18,827,268</b>            |                       | <b>105,576</b>                        | <b>1,393,254</b>             |                       |
| <b>Salmon, Sockeye</b>                          |                             |                              |                       |                                       |                              |                       |
| <i>Finfish, Frozen Headed and Guttled</i>       | 252                         | 3,555                        | 14.11                 |                                       |                              |                       |
| <b>Total for Salmon, Sockeye</b>                | <b>252</b>                  | <b>3,555</b>                 |                       |                                       |                              |                       |
| <b>Salmonidae</b>                               |                             |                              |                       |                                       |                              |                       |
| <i>Finfish, Chilled Fillets</i>                 | 92,103                      | 1,771,087                    | 19.23                 | 11,385                                | 196,877                      | 17.29                 |
| <i>Finfish, Frozen Fillets</i>                  | 10,016                      | 213,682                      | 21.33                 | 426                                   | 7,145                        | 16.77                 |
| <b>Total for Salmonidae</b>                     | <b>102,119</b>              | <b>1,984,769</b>             |                       | <b>11,811</b>                         | <b>204,022</b>               |                       |
| <b>Sardines</b>                                 |                             |                              |                       |                                       |                              |                       |
| <i>Finfish, Frozen Other form</i>               | 182                         | 1,648                        | 9.05                  |                                       |                              |                       |
| <b>Total for Sardines</b>                       | <b>182</b>                  | <b>1,648</b>                 |                       |                                       |                              |                       |
| <b>Scallops</b>                                 |                             |                              |                       |                                       |                              |                       |
| <i>Other Molluscs, Canned or otherwise pr</i>   | 80                          | 1,178                        | 14.73                 |                                       |                              |                       |
| <i>Other Molluscs, Live, Chilled or Frozen</i>  | 619                         | 26,656                       | 43.06                 | 126                                   | 4,560                        | 36.19                 |
| <b>Total for Scallops</b>                       | <b>699</b>                  | <b>27,834</b>                |                       | <b>126</b>                            | <b>4,560</b>                 |                       |
| <b>School shark</b>                             |                             |                              |                       |                                       |                              |                       |
| <i>Finfish, Frozen Fillets</i>                  | 672,985                     | 8,049,248                    | 11.96                 | 84,020                                | 1,035,734                    | 12.33                 |
| <i>Finfish, Frozen Other form</i>               | 11,140                      | 37,959                       | 3.41                  | 620                                   | 2,108                        | 3.40                  |
| <b>Total for School shark</b>                   | <b>684,125</b>              | <b>8,087,207</b>             |                       | <b>84,640</b>                         | <b>1,037,842</b>             |                       |
| <b>Sea Bass</b>                                 |                             |                              |                       |                                       |                              |                       |
| <i>Finfish, Frozen Other form</i>               | 431                         | 5,170                        | 12.00                 | 70                                    | 905                          | 12.93                 |
| <i>Finfish, Frozen Whole</i>                    | 7,238                       | 12,161                       | 1.68                  |                                       |                              |                       |
| <b>Total for Sea Bass</b>                       | <b>7,669</b>                | <b>17,331</b>                |                       | <b>70</b>                             | <b>905</b>                   |                       |
| <b>Shrimps &amp; Prawns</b>                     |                             |                              |                       |                                       |                              |                       |
| <i>Other Crustacea, Canned or otherwise p</i>   | 80                          | 1,178                        | 14.73                 |                                       |                              |                       |
| <i>Other Crustacea, Live, Chilled or Frozen</i> | 68,973                      | 2,684,529                    | 38.92                 | 6,750                                 | 256,928                      | 38.06                 |
| <b>Total for Shrimps &amp; Prawns</b>           | <b>69,053</b>               | <b>2,685,707</b>             |                       | <b>6,750</b>                          | <b>256,928</b>               |                       |
| <b>Skate</b>                                    |                             |                              |                       |                                       |                              |                       |
| <i>Finfish, Frozen Fillets</i>                  | 24                          | 47                           | 1.96                  |                                       |                              |                       |
| <b>Total for Skate</b>                          | <b>24</b>                   | <b>47</b>                    |                       |                                       |                              |                       |
| <b>Snapper</b>                                  |                             |                              |                       |                                       |                              |                       |

| <b>NETT</b>                                | <b>Jan 2010 -- Dec 2010</b> |                              |                       | <b>Month-to-Date: December - 2010</b> |                              |                       |
|--|-----------------------------|------------------------------|-----------------------|---------------------------------------|------------------------------|-----------------------|
|  | <b>Weight<br/>(kg)</b>      | <b>FOB* Value<br/>(\$NZ)</b> | <b>Unit<br/>Value</b> | <b>Weight<br/>(kg)</b>                | <b>FOB* Value<br/>(\$NZ)</b> | <b>Unit<br/>Value</b> |
| <b>Australia</b>                           |                             |                              |                       |                                       |                              |                       |
| <i>Finfish, Chilled Fillets</i>            | 15,686                      | 313,846                      | 20.01                 | 2,195                                 | 34,404                       | 15.67                 |
| <i>Finfish, Chilled Headed and Guttled</i> | 13                          | 115                          | 8.85                  |                                       |                              |                       |
| <i>Finfish, Chilled Other form</i>         | 2,321                       | 23,257                       | 10.02                 | 1,168                                 | 11,498                       | 9.84                  |
| <i>Finfish, Chilled Whole</i>              | 2,286,179                   | 23,213,084                   | 10.15                 | 245,538                               | 2,573,189                    | 10.48                 |
| <i>Finfish, Frozen Fillets</i>             | 30                          | 803                          | 26.77                 |                                       |                              |                       |
| <i>Finfish, Frozen Other form</i>          | 23                          | 108                          | 4.70                  | 23                                    | 108                          | 4.70                  |
| <i>Finfish, Frozen Whole</i>               | 1,000                       | 6,437                        | 6.44                  |                                       |                              |                       |
| <b>Total for Snapper</b>                   | <b>2,305,252</b>            | <b>23,557,650</b>            |                       | <b>248,924</b>                        | <b>2,619,199</b>             |                       |
| <b>Sole</b>                                |                             |                              |                       |                                       |                              |                       |
| <i>Finfish, Chilled Headed and Guttled</i> | 548                         | 3,625                        | 6.61                  |                                       |                              |                       |
| <i>Finfish, Chilled Other form</i>         | 185                         | 1,704                        | 9.21                  |                                       |                              |                       |
| <i>Finfish, Chilled Whole</i>              | 278                         | 1,927                        | 6.93                  | 15                                    | 101                          | 6.73                  |
| <b>Total for Sole</b>                      | <b>1,011</b>                | <b>7,256</b>                 |                       | <b>15</b>                             | <b>101</b>                   |                       |
| <b>Sole, Lemon</b>                         |                             |                              |                       |                                       |                              |                       |
| <i>Finfish, Chilled Fillets</i>            | 1,703                       | 15,634                       | 9.18                  | 170                                   | 1,580                        | 9.29                  |
| <i>Finfish, Chilled Headed and Guttled</i> | 1,203                       | 11,323                       | 9.41                  |                                       |                              |                       |
| <i>Finfish, Chilled Other form</i>         | 290                         | 1,689                        | 5.82                  |                                       |                              |                       |
| <i>Finfish, Chilled Whole</i>              | 861                         | 7,780                        | 9.04                  | 51                                    | 530                          | 10.39                 |
| <i>Finfish, Frozen Fillets</i>             | 335                         | 5,960                        | 17.79                 |                                       |                              |                       |
| <i>Finfish, Frozen Headed and Guttled</i>  | 2,000                       | 12,000                       | 6.00                  |                                       |                              |                       |
| <i>Finfish, Frozen Other form</i>          | 49,600                      | 280,821                      | 5.66                  | 1,000                                 | 4,947                        | 4.95                  |
| <i>Finfish, Frozen Whole</i>               | 185,300                     | 1,027,335                    | 5.54                  | 18,270                                | 101,549                      | 5.56                  |
| <b>Total for Sole, Lemon</b>               | <b>241,292</b>              | <b>1,362,542</b>             |                       | <b>19,491</b>                         | <b>108,606</b>               |                       |
| <b>Sole, New Zealand</b>                   |                             |                              |                       |                                       |                              |                       |
| <i>Finfish, Chilled Fillets</i>            | 467                         | 4,285                        | 9.18                  | 98                                    | 773                          | 7.89                  |
| <i>Finfish, Chilled Whole</i>              | 6,508                       | 57,177                       | 8.79                  | 838                                   | 7,104                        | 8.48                  |
| <i>Finfish, Frozen Fillets</i>             | 1,210                       | 10,816                       | 8.94                  |                                       |                              |                       |
| <i>Finfish, Frozen Headed and Guttled</i>  | 1,800                       | 8,309                        | 4.62                  |                                       |                              |                       |
| <i>Finfish, Frozen Other form</i>          | 22,910                      | 137,663                      | 6.01                  |                                       |                              |                       |
| <i>Finfish, Frozen Whole</i>               | 61,643                      | 314,583                      | 5.10                  | 6,880                                 | 33,856                       | 4.92                  |
| <b>Total for Sole, New Zealand</b>         | <b>94,538</b>               | <b>532,833</b>               |                       | <b>7,816</b>                          | <b>41,733</b>                |                       |
| <b>Southern Blue Whiting</b>               |                             |                              |                       |                                       |                              |                       |
| <i>Finfish, Frozen Fillets</i>             | 85,018                      | 553,511                      | 6.51                  |                                       |                              |                       |
| <b>Total for Southern Blue Whiting</b>     | <b>85,018</b>               | <b>553,511</b>               |                       |                                       |                              |                       |
| <b>Spotted Dogfish ( Rig )</b>             |                             |                              |                       |                                       |                              |                       |
| <i>Finfish, Chilled Fillets</i>            | 9,319                       | 101,654                      | 10.91                 | 751                                   | 8,736                        | 11.63                 |
| <i>Finfish, Frozen Fillets</i>             | 256,526                     | 3,821,990                    | 14.90                 | 45,080                                | 740,217                      | 16.42                 |
| <b>Total for Spotted Dogfish ( Rig )</b>   | <b>265,845</b>              | <b>3,923,644</b>             |                       | <b>45,831</b>                         | <b>748,953</b>               |                       |
| <b>Squid</b>                               |                             |                              |                       |                                       |                              |                       |
| <i>Squid, Chilled Whole/HG</i>             | 20                          | 106                          | 5.30                  |                                       |                              |                       |
| <i>Squid, Frozen HG</i>                    | 92,422                      | 499,372                      | 5.40                  |                                       |                              |                       |
| <i>Squid, Frozen Other Form</i>            | 399,970                     | 2,489,405                    | 6.22                  |                                       |                              |                       |
| <i>Squid, Frozen Tubes/Steaks</i>          | 632,659                     | 5,483,658                    | 8.67                  | 36,029                                | 328,988                      | 9.13                  |
| <i>Squid, Frozen Whole</i>                 | 1,372,810                   | 5,018,886                    | 3.66                  | 38,460                                | 149,329                      | 3.88                  |
| <i>Squid, Frz Heads&amp;Tentacles</i>      | 90,597                      | 407,299                      | 4.50                  | 8,000                                 | 48,744                       | 6.09                  |

| <b>NETT</b>                                    | <b>Jan 2010 -- Dec 2010</b> |                        |                       | <b>Month-to-Date: December - 2010</b> |                        |                       |
|--|-----------------------------|------------------------|-----------------------|---------------------------------------|------------------------|-----------------------|
|  | <b>Weight<br/>(kg)</b>      | <b>FOB*<br/>(\$NZ)</b> | <b>Value<br/>Unit</b> | <b>Weight<br/>(kg)</b>                | <b>FOB*<br/>(\$NZ)</b> | <b>Value<br/>Unit</b> |
| <b>Australia</b>                               |                             |                        |                       |                                       |                        |                       |
| <b>Total for Squid</b>                         | 2,588,478                   | 13,898,726             |                       | 82,489                                | 527,061                |                       |
| <b>Swordfish</b>                               |                             |                        |                       |                                       |                        |                       |
| <i>Finfish, Chilled Fillets</i>                | 195                         | 2,455                  | 12.59                 |                                       |                        |                       |
| <i>Finfish, Chilled Headed and Guttled</i>     | 61,134                      | 635,073                | 10.39                 | 1,213                                 | 14,215                 | 11.72                 |
| <i>Finfish, Chilled Other form</i>             | 408                         | 4,162                  | 10.20                 |                                       |                        |                       |
| <i>Finfish, Chilled Whole</i>                  | 2,482                       | 24,901                 | 10.03                 |                                       |                        |                       |
| <i>Finfish, Frozen Headed and Guttled</i>      | 374                         | 2,490                  | 6.66                  |                                       |                        |                       |
| <b>Total for Swordfish</b>                     | 64,593                      | 669,081                |                       | 1,213                                 | 14,215                 |                       |
| <b>Tarakihi</b>                                |                             |                        |                       |                                       |                        |                       |
| <i>Finfish, Chilled Fillets</i>                | 85,835                      | 1,053,777              | 12.28                 | 5,155                                 | 60,733                 | 11.78                 |
| <i>Finfish, Chilled Headed and Guttled</i>     | 1,300                       | 14,957                 | 11.51                 |                                       |                        |                       |
| <i>Finfish, Chilled Other form</i>             | 380                         | 1,816                  | 4.78                  | 30                                    | 194                    | 6.47                  |
| <i>Finfish, Chilled Whole</i>                  | 5,014                       | 46,559                 | 9.29                  | 196                                   | 1,968                  | 10.04                 |
| <i>Finfish, Frozen Fillets</i>                 | 13,051                      | 105,231                | 8.06                  | 1,440                                 | 12,124                 | 8.42                  |
| <i>Finfish, Frozen Other form</i>              | 2,148                       | 7,035                  | 3.28                  |                                       |                        |                       |
| <i>Finfish, Frozen Whole</i>                   | 2,640                       | 9,801                  | 3.71                  |                                       |                        |                       |
| <b>Total for Tarakihi</b>                      | 110,368                     | 1,239,176              |                       | 6,821                                 | 75,019                 |                       |
| <b>Trevally</b>                                |                             |                        |                       |                                       |                        |                       |
| <i>Finfish, Chilled Fillets</i>                | 2,653                       | 33,201                 | 12.51                 | 171                                   | 2,202                  | 12.88                 |
| <i>Finfish, Chilled Headed and Guttled</i>     | 3,422                       | 45,072                 | 13.17                 |                                       |                        |                       |
| <i>Finfish, Chilled Other form</i>             | 7,760                       | 43,904                 | 5.66                  | 748                                   | 3,797                  | 5.08                  |
| <i>Finfish, Chilled Whole</i>                  | 11,426                      | 92,301                 | 8.08                  | 1,006                                 | 5,921                  | 5.89                  |
| <i>Finfish, Frozen Fillets</i>                 | 10,350                      | 25,316                 | 2.45                  |                                       |                        |                       |
| <b>Total for Trevally</b>                      | 35,611                      | 239,794                |                       | 1,925                                 | 11,920                 |                       |
| <b>Tuatua</b>                                  |                             |                        |                       |                                       |                        |                       |
| <i>Other Molluscs, Live, Chilled or Frozen</i> | 852                         | 5,177                  | 6.08                  |                                       |                        |                       |
| <b>Total for Tuatua</b>                        | 852                         | 5,177                  |                       |                                       |                        |                       |
| <b>Tuna, Albacore/Longfinned</b>               |                             |                        |                       |                                       |                        |                       |
| <i>Finfish, Chilled Other form</i>             | 68                          | 702                    | 10.32                 |                                       |                        |                       |
| <b>Total for Tuna, Albacore/Longfin</b>        | 68                          | 702                    |                       |                                       |                        |                       |
| <b>Tuna, Bigeye</b>                            |                             |                        |                       |                                       |                        |                       |
| <i>Finfish, Chilled Headed and Guttled</i>     | 5,177                       | 54,011                 | 10.43                 | 2,903                                 | 31,503                 | 10.85                 |
| <i>Finfish, Chilled Other form</i>             | 2,078                       | 23,322                 | 11.22                 |                                       |                        |                       |
| <i>Finfish, Chilled Whole</i>                  | 74                          | 853                    | 11.53                 |                                       |                        |                       |
| <b>Total for Tuna, Bigeye</b>                  | 7,329                       | 78,186                 |                       | 2,903                                 | 31,503                 |                       |
| <b>Tuna, Bluefin</b>                           |                             |                        |                       |                                       |                        |                       |
| <i>Finfish, Chilled Whole</i>                  | 2,561                       | 31,519                 | 12.31                 |                                       |                        |                       |
| <b>Total for Tuna, Bluefin</b>                 | 2,561                       | 31,519                 |                       |                                       |                        |                       |
| <b>Tuna, Other</b>                             |                             |                        |                       |                                       |                        |                       |
| <i>Finfish, Chilled Headed and Guttled</i>     | 52,005                      | 470,529                | 9.05                  | 2,863                                 | 26,739                 | 9.34                  |
| <i>Finfish, Chilled Other form</i>             | 22,716                      | 263,729                | 11.61                 | 996                                   | 11,381                 | 11.43                 |
| <i>Finfish, Processed Cans or Jars, Minced</i> | 3,176                       | 48,359                 | 15.23                 |                                       |                        |                       |

| <b>NETT</b>                                     | <b>Jan 2010 -- Dec 2010</b> |                              |                       | <b>Month-to-Date: December - 2010</b> |                              |                       |
|---|-----------------------------|------------------------------|-----------------------|---------------------------------------|------------------------------|-----------------------|
|   | <b>Weight<br/>(kg)</b>      | <b>FOB* Value<br/>(\$NZ)</b> | <b>Unit<br/>Value</b> | <b>Weight<br/>(kg)</b>                | <b>FOB* Value<br/>(\$NZ)</b> | <b>Unit<br/>Value</b> |
| <b>Australia</b>                                |                             |                              |                       |                                       |                              |                       |
| Total for Tuna, Other                           | 77,897                      | 782,617                      |                       | 3,859                                 | 38,120                       |                       |
| <b>Tuna, Southern Bluefin</b>                   |                             |                              |                       |                                       |                              |                       |
| <i>Finfish, Chilled Headed and Guttled</i>      | 20                          | 213                          | 10.65                 | 20                                    | 213                          | 10.65                 |
| Total for Tuna, Southern Bluefin                | 20                          | 213                          |                       | 20                                    | 213                          |                       |
| <b>Tuna, Yellowfin</b>                          |                             |                              |                       |                                       |                              |                       |
| <i>Finfish, Chilled Other form</i>              | 370                         | 4,390                        | 11.86                 |                                       |                              |                       |
| <i>Finfish, Chilled Whole</i>                   | 498                         | 6,003                        | 12.05                 |                                       |                              |                       |
| <i>Finfish, Processed Cans or Jars, Whole o</i> | 14,853                      | 107,714                      | 7.25                  |                                       |                              |                       |
| Total for Tuna, Yellowfin                       | 15,721                      | 118,107                      |                       |                                       |                              |                       |
| <b>Warehou, Blue</b>                            |                             |                              |                       |                                       |                              |                       |
| <i>Finfish, Chilled Fillets</i>                 | 1,081                       | 9,621                        | 8.90                  |                                       |                              |                       |
| <i>Finfish, Frozen Fillets</i>                  | 2,120                       | 12,953                       | 6.11                  |                                       |                              |                       |
| <i>Finfish, Frozen Headed and Guttled</i>       | 960                         | 2,421                        | 2.52                  |                                       |                              |                       |
| <i>Finfish, Frozen Other form</i>               | 25                          | 60                           | 2.40                  |                                       |                              |                       |
| Total for Warehou, Blue                         | 4,186                       | 25,055                       |                       |                                       |                              |                       |
| <b>Whitebait</b>                                |                             |                              |                       |                                       |                              |                       |
| <i>Finfish, Chilled Whole</i>                   | 270                         | 26,790                       | 99.22                 |                                       |                              |                       |
| <i>Finfish, Frozen Whole</i>                    | 1,248                       | 41,211                       | 33.02                 | 350                                   | 21,700                       | 62.00                 |
| Total for Whitebait                             | 1,518                       | 68,001                       |                       | 350                                   | 21,700                       |                       |
| Total for Australia                             | 37,982,692                  | 286,353,218                  |                       | 3,098,919                             | 25,027,446                   |                       |

| <i>NETT</i>                    | <i>Jan 2010 -- Dec 2010</i> |                              |                       | <i>Month-to-Date: December - 2010</i> |                              |                       |
|--------------------------------|-----------------------------|------------------------------|-----------------------|---------------------------------------|------------------------------|-----------------------|
|                                | <i>Weight<br/>(kg)</i>      | <i>FOB* Value<br/>(\$NZ)</i> | <i>Unit<br/>Value</i> | <i>Weight<br/>(kg)</i>                | <i>FOB* Value<br/>(\$NZ)</i> | <i>Unit<br/>Value</i> |
| <b>Austria</b>                 |                             |                              |                       |                                       |                              |                       |
| <b>Mussels</b>                 |                             |                              |                       |                                       |                              |                       |
| <i>Mussels, HS Frozen</i>      | 87,676                      | 427,525                      | 4.88                  | 29,000                                | 164,530                      | 5.67                  |
| <b>Total for Mussels</b>       | 87,676                      | 427,525                      |                       | 29,000                                | 164,530                      |                       |
| <b>Orange Roughy</b>           |                             |                              |                       |                                       |                              |                       |
| <i>Finfish, Frozen Fillets</i> | 50                          | 1,026                        | 20.52                 |                                       |                              |                       |
| <b>Total for Orange Roughy</b> | 50                          | 1,026                        |                       |                                       |                              |                       |
| <b>Squid</b>                   |                             |                              |                       |                                       |                              |                       |
| <i>Squid, Frozen Whole</i>     | 1,500                       | 5,485                        | 3.66                  |                                       |                              |                       |
| <b>Total for Squid</b>         | 1,500                       | 5,485                        |                       |                                       |                              |                       |
| <b>Total for Austria</b>       | 89,226                      | 434,036                      |                       | 29,000                                | 164,530                      |                       |

| <i>NETT</i>               | <i>Jan 2010 -- Dec 2010</i> |                        |                                 | <i>Month-to-Date: December - 2010</i> |                        |                                 |
|---------------------------|-----------------------------|------------------------|---------------------------------|---------------------------------------|------------------------|---------------------------------|
|                           | <i>Weight<br/>(kg)</i>      | <i>FOB*<br/>(\$NZ)</i> | <i>Value<br/>Unit<br/>Value</i> | <i>Weight<br/>(kg)</i>                | <i>FOB*<br/>(\$NZ)</i> | <i>Value<br/>Unit<br/>Value</i> |
| <b>Barbados</b>           |                             |                        |                                 |                                       |                        |                                 |
| <b>Mussels</b>            |                             |                        |                                 |                                       |                        |                                 |
| <i>Mussels, HS Frozen</i> | 300                         | 1,961                  | 6.54                            |                                       |                        |                                 |
| <b>Total for Mussels</b>  | 300                         | 1,961                  |                                 |                                       |                        |                                 |
| <b>Total for Barbados</b> | 300                         | 1,961                  |                                 |                                       |                        |                                 |



| <b>NETT</b>                               | <b>Jan 2010 -- Dec 2010</b> |                              |                       | <b>Month-to-Date: December - 2010</b> |                              |                       |
|---|-----------------------------|------------------------------|-----------------------|---------------------------------------|------------------------------|-----------------------|
|   | <b>Weight<br/>(kg)</b>      | <b>FOB* Value<br/>(\$NZ)</b> | <b>Unit<br/>Value</b> | <b>Weight<br/>(kg)</b>                | <b>FOB* Value<br/>(\$NZ)</b> | <b>Unit<br/>Value</b> |
| <b>Belarus</b>                            |                             |                              |                       |                                       |                              |                       |
| <b>Cod, Red</b>                           |                             |                              |                       |                                       |                              |                       |
| <i>Finfish, Frozen Other form</i>         | 28,053                      | 70,752                       | 2.52                  | 28,053                                | 70,752                       | 2.52                  |
| <b>Total for Cod, Red</b>                 | <b>28,053</b>               | <b>70,752</b>                |                       | <b>28,053</b>                         | <b>70,752</b>                |                       |
| <b>Ghostshark</b>                         |                             |                              |                       |                                       |                              |                       |
| <i>Finfish, Frozen Other form</i>         | 6,840                       | 15,378                       | 2.25                  | 6,840                                 | 15,378                       | 2.25                  |
| <b>Total for Ghostshark</b>               | <b>6,840</b>                | <b>15,378</b>                |                       | <b>6,840</b>                          | <b>15,378</b>                |                       |
| <b>Mackerel, Jack</b>                     |                             |                              |                       |                                       |                              |                       |
| <i>Finfish, Frozen Other form</i>         | 3,560                       | 6,480                        | 1.82                  | 3,560                                 | 6,480                        | 1.82                  |
| <b>Total for Mackerel, Jack</b>           | <b>3,560</b>                | <b>6,480</b>                 |                       | <b>3,560</b>                          | <b>6,480</b>                 |                       |
| <b>Other frozen finfish</b>               |                             |                              |                       |                                       |                              |                       |
| <i>Finfish, Frozen Headed and Guttled</i> | 16,620                      | 52,449                       | 3.16                  |                                       |                              |                       |
| <i>Finfish, Frozen Other form</i>         | 2,496                       | 5,566                        | 2.23                  | 2,496                                 | 5,566                        | 2.23                  |
| <b>Total for Other frozen finfish</b>     | <b>19,116</b>               | <b>58,015</b>                |                       | <b>2,496</b>                          | <b>5,566</b>                 |                       |
| <b>Total for Belarus</b>                  | <b>57,569</b>               | <b>150,625</b>               |                       | <b>40,949</b>                         | <b>98,176</b>                |                       |

| <b>NETT</b>                                    | <b>Jan 2010 -- Dec 2010</b> |                              |                       | <b>Month-to-Date: December - 2010</b> |                              |                       |
|--|-----------------------------|------------------------------|-----------------------|---------------------------------------|------------------------------|-----------------------|
|  | <b>Weight<br/>(kg)</b>      | <b>FOB* Value<br/>(\$NZ)</b> | <b>Unit<br/>Value</b> | <b>Weight<br/>(kg)</b>                | <b>FOB* Value<br/>(\$NZ)</b> | <b>Unit<br/>Value</b> |
| <b>Belgium</b>                                 |                             |                              |                       |                                       |                              |                       |
| <b>Cod, Red</b>                                |                             |                              |                       |                                       |                              |                       |
| <i>Finfish, Frozen Fillets</i>                 | 15                          | 88                           | 5.87                  |                                       |                              |                       |
| <b>Total for Cod, Red</b>                      | <b>15</b>                   | <b>88</b>                    |                       |                                       |                              |                       |
| <b>Eels</b>                                    |                             |                              |                       |                                       |                              |                       |
| <i>Finfish, Chilled Live</i>                   | 26,030                      | 231,576                      | 8.90                  | 6,310                                 | 56,254                       | 8.92                  |
| <i>Finfish, Frozen Other form</i>              | 71,196                      | 920,893                      | 12.93                 | 11,748                                | 151,799                      | 12.92                 |
| <b>Total for Eels</b>                          | <b>97,226</b>               | <b>1,152,469</b>             |                       | <b>18,058</b>                         | <b>208,053</b>               |                       |
| <b>Finfish, fillet blocks</b>                  |                             |                              |                       |                                       |                              |                       |
| <i>Finfish, Processed Other</i>                | 20,250                      | 115,342                      | 5.70                  |                                       |                              |                       |
| <b>Total for Finfish, fillet blocks</b>        | <b>20,250</b>               | <b>115,342</b>               |                       |                                       |                              |                       |
| <b>Fish prod unfit for human</b>               |                             |                              |                       |                                       |                              |                       |
| <i>Finfish, Processed Other</i>                | 30,268                      | 187,285                      | 6.19                  | 30,268                                | 187,285                      | 6.19                  |
| <b>Total for Fish prod unfit for hum</b>       | <b>30,268</b>               | <b>187,285</b>               |                       | <b>30,268</b>                         | <b>187,285</b>               |                       |
| <b>Hoki</b>                                    |                             |                              |                       |                                       |                              |                       |
| <i>Finfish, Frozen Fillets</i>                 | 109,854                     | 619,122                      | 5.64                  |                                       |                              |                       |
| <b>Total for Hoki</b>                          | <b>109,854</b>              | <b>619,122</b>               |                       |                                       |                              |                       |
| <b>Monkfish</b>                                |                             |                              |                       |                                       |                              |                       |
| <i>Finfish, Frozen Fillets</i>                 | 20,255                      | 159,541                      | 7.88                  | 1,000                                 | 9,656                        | 9.66                  |
| <b>Total for Monkfish</b>                      | <b>20,255</b>               | <b>159,541</b>               |                       | <b>1,000</b>                          | <b>9,656</b>                 |                       |
| <b>Mussels</b>                                 |                             |                              |                       |                                       |                              |                       |
| <i>Mussels, Freeze-dried pwd</i>               | 1,500                       | 56,924                       | 37.95                 | 750                                   | 27,626                       | 36.83                 |
| <i>Mussels, HS Frozen</i>                      | 234,636                     | 1,032,993                    | 4.40                  | 35,420                                | 184,525                      | 5.21                  |
| <b>Total for Mussels</b>                       | <b>236,136</b>              | <b>1,089,917</b>             |                       | <b>36,170</b>                         | <b>212,151</b>               |                       |
| <b>Orange Roughy</b>                           |                             |                              |                       |                                       |                              |                       |
| <i>Finfish, Frozen Fillets</i>                 | 5,000                       | 105,632                      | 21.13                 |                                       |                              |                       |
| <b>Total for Orange Roughy</b>                 | <b>5,000</b>                | <b>105,632</b>               |                       |                                       |                              |                       |
| <b>Oreo Dory, Black</b>                        |                             |                              |                       |                                       |                              |                       |
| <i>Finfish, Frozen Headed and Guttled</i>      | 110                         | 297                          | 2.70                  |                                       |                              |                       |
| <b>Total for Oreo Dory, Black</b>              | <b>110</b>                  | <b>297</b>                   |                       |                                       |                              |                       |
| <b>Oreo Dory, Smooth</b>                       |                             |                              |                       |                                       |                              |                       |
| <i>Finfish, Frozen Fillets</i>                 | 38,740                      | 334,426                      | 8.63                  | 1,725                                 | 16,348                       | 9.48                  |
| <b>Total for Oreo Dory, Smooth</b>             | <b>38,740</b>               | <b>334,426</b>               |                       | <b>1,725</b>                          | <b>16,348</b>                |                       |
| <b>Other Fish Packed</b>                       |                             |                              |                       |                                       |                              |                       |
| <i>Other,</i>                                  | 90,700                      | 1,161,947                    | 12.81                 | 15,200                                | 184,652                      | 12.15                 |
| <b>Total for Other Fish Packed</b>             | <b>90,700</b>               | <b>1,161,947</b>             |                       | <b>15,200</b>                         | <b>184,652</b>               |                       |
| <b>Other Molluscs</b>                          |                             |                              |                       |                                       |                              |                       |
| <i>Other Molluscs, Live, Chilled or Frozen</i> | 360                         | 29,179                       | 81.05                 |                                       |                              |                       |
| <b>Total for Other Molluscs</b>                | <b>360</b>                  | <b>29,179</b>                |                       |                                       |                              |                       |

| <i>NETT</i>                                     | <i>Jan 2010 -- Dec 2010</i> |                              |                       | <i>Month-to-Date: December - 2010</i> |                              |                       |
|---|-----------------------------|------------------------------|-----------------------|---------------------------------------|------------------------------|-----------------------|
|   | <i>Weight<br/>(kg)</i>      | <i>FOB* Value<br/>(\$NZ)</i> | <i>Unit<br/>Value</i> | <i>Weight<br/>(kg)</i>                | <i>FOB* Value<br/>(\$NZ)</i> | <i>Unit<br/>Value</i> |
| <b>Belgium</b>                                  |                             |                              |                       |                                       |                              |                       |
| <b>Shrimps &amp; Prawns</b>                     |                             |                              |                       |                                       |                              |                       |
| <i>Other Crustacea, Live, Chilled or Frozen</i> | 240                         | 7,180                        | 29.92                 |                                       |                              |                       |
| <b>Total for Shrimps &amp; Prawns</b>           | <b>240</b>                  | <b>7,180</b>                 |                       |                                       |                              |                       |
| <b>Skate</b>                                    |                             |                              |                       |                                       |                              |                       |
| <i>Finfish, Frozen Fillets</i>                  | 76,410                      | 263,092                      | 3.44                  |                                       |                              |                       |
| <b>Total for Skate</b>                          | <b>76,410</b>               | <b>263,092</b>               |                       |                                       |                              |                       |
| <b>Spiny Dogfish</b>                            |                             |                              |                       |                                       |                              |                       |
| <i>Finfish, Frozen Other form</i>               | 29,050                      | 111,777                      | 3.85                  |                                       |                              |                       |
| <b>Total for Spiny Dogfish</b>                  | <b>29,050</b>               | <b>111,777</b>               |                       |                                       |                              |                       |
| <b>Total for Belgium</b>                        | <b>754,614</b>              | <b>5,337,294</b>             |                       | <b>102,421</b>                        | <b>818,145</b>               |                       |

| <i>NETT</i>                       | <i>Jan 2010 -- Dec 2010</i> |                              |                       | <i>Month-to-Date: December - 2010</i> |                              |                       |
|-----------------------------------|-----------------------------|------------------------------|-----------------------|---------------------------------------|------------------------------|-----------------------|
|                                   | <i>Weight<br/>(kg)</i>      | <i>FOB* Value<br/>(\$NZ)</i> | <i>Unit<br/>Value</i> | <i>Weight<br/>(kg)</i>                | <i>FOB* Value<br/>(\$NZ)</i> | <i>Unit<br/>Value</i> |
| <b>Benin</b>                      |                             |                              |                       |                                       |                              |                       |
| <b>Kahawai</b>                    |                             |                              |                       |                                       |                              |                       |
| <i>Finfish, Frozen Whole</i>      | 54,000                      | 44,391                       | 0.82                  |                                       |                              |                       |
| <b>Total for Kahawai</b>          | <b>54,000</b>               | <b>44,391</b>                |                       |                                       |                              |                       |
| <b>Mackerel, Jack</b>             |                             |                              |                       |                                       |                              |                       |
| <i>Finfish, Frozen Other form</i> | 33,420                      | 30,919                       | 0.93                  |                                       |                              |                       |
| <b>Total for Mackerel, Jack</b>   | <b>33,420</b>               | <b>30,919</b>                |                       |                                       |                              |                       |
| <b>Total for Benin</b>            | <b>87,420</b>               | <b>75,310</b>                |                       |                                       |                              |                       |

| <b>NETT</b>                                    | <b>Jan 2010 -- Dec 2010</b> |                              |                       | <b>Month-to-Date: December - 2010</b> |                              |                       |
|--|-----------------------------|------------------------------|-----------------------|---------------------------------------|------------------------------|-----------------------|
|  | <b>Weight<br/>(kg)</b>      | <b>FOB* Value<br/>(\$NZ)</b> | <b>Unit<br/>Value</b> | <b>Weight<br/>(kg)</b>                | <b>FOB* Value<br/>(\$NZ)</b> | <b>Unit<br/>Value</b> |
| <b>Brunei Darussalam</b>                       |                             |                              |                       |                                       |                              |                       |
| <b>Fish fingers</b>                            |                             |                              |                       |                                       |                              |                       |
| <i>Finfish, Processed Other</i>                | 8,189                       | 37,090                       | 4.53                  |                                       |                              |                       |
| <b>Total for Fish fingers</b>                  | <b>8,189</b>                | <b>37,090</b>                |                       |                                       |                              |                       |
| <b>Monkfish (Stargazer)</b>                    |                             |                              |                       |                                       |                              |                       |
| <i>Finfish, Frozen Other form</i>              | 475                         | 4,185                        | 8.81                  |                                       |                              |                       |
| <b>Total for Monkfish (Stargazer)</b>          | <b>475</b>                  | <b>4,185</b>                 |                       |                                       |                              |                       |
| <b>Mussels</b>                                 |                             |                              |                       |                                       |                              |                       |
| <i>Mussels, HS Frozen</i>                      | 12,876                      | 75,906                       | 5.90                  |                                       |                              |                       |
| <i>Mussels, Meat Frozen</i>                    | 600                         | 2,615                        | 4.36                  |                                       |                              |                       |
| <b>Total for Mussels</b>                       | <b>13,476</b>               | <b>78,521</b>                |                       |                                       |                              |                       |
| <b>Other preparations</b>                      |                             |                              |                       |                                       |                              |                       |
| <i>Other,</i>                                  | 17,566                      | 109,876                      | 6.26                  |                                       |                              |                       |
| <b>Total for Other preparations</b>            | <b>17,566</b>               | <b>109,876</b>               |                       |                                       |                              |                       |
| <b>Oysters</b>                                 |                             |                              |                       |                                       |                              |                       |
| <i>Oysters, Chilled or Frozen</i>              | 5,720                       | 44,229                       | 7.73                  |                                       |                              |                       |
| <b>Total for Oysters</b>                       | <b>5,720</b>                | <b>44,229</b>                |                       |                                       |                              |                       |
| <b>Scallops</b>                                |                             |                              |                       |                                       |                              |                       |
| <i>Other Molluscs, Live, Chilled or Frozen</i> | 200                         | 5,916                        | 29.58                 |                                       |                              |                       |
| <b>Total for Scallops</b>                      | <b>200</b>                  | <b>5,916</b>                 |                       |                                       |                              |                       |
| <b>Squid</b>                                   |                             |                              |                       |                                       |                              |                       |
| <i>Squid, Frozen Whole</i>                     | 10,703                      | 15,469                       | 1.45                  |                                       |                              |                       |
| <b>Total for Squid</b>                         | <b>10,703</b>               | <b>15,469</b>                |                       |                                       |                              |                       |
| <b>Trevally</b>                                |                             |                              |                       |                                       |                              |                       |
| <i>Finfish, Frozen Whole</i>                   | 108,990                     | 229,034                      | 2.10                  | 12,540                                | 31,350                       | 2.50                  |
| <b>Total for Trevally</b>                      | <b>108,990</b>              | <b>229,034</b>               |                       | <b>12,540</b>                         | <b>31,350</b>                |                       |
| <b>Total for Brunei Darussalam</b>             | <b>165,319</b>              | <b>524,320</b>               |                       | <b>12,540</b>                         | <b>31,350</b>                |                       |

| <b>NETT</b>                               | <b>Jan 2010 -- Dec 2010</b> |                        |                                 | <b>Month-to-Date: December - 2010</b> |                        |                                 |
|---|-----------------------------|------------------------|---------------------------------|---------------------------------------|------------------------|---------------------------------|
|   | <b>Weight<br/>(kg)</b>      | <b>FOB*<br/>(\$NZ)</b> | <b>Value<br/>Unit<br/>Value</b> | <b>Weight<br/>(kg)</b>                | <b>FOB*<br/>(\$NZ)</b> | <b>Value<br/>Unit<br/>Value</b> |
| <b>Bulgaria</b>                           |                             |                        |                                 |                                       |                        |                                 |
| <b>Alfonsino</b>                          |                             |                        |                                 |                                       |                        |                                 |
| <i>Finfish, Frozen Other form</i>         | 540                         | 1,301                  | 2.41                            |                                       |                        |                                 |
| <b>Total for Alfonsino</b>                | <b>540</b>                  | <b>1,301</b>           |                                 |                                       |                        |                                 |
| <b>Barracouta</b>                         |                             |                        |                                 |                                       |                        |                                 |
| <i>Finfish, Frozen Fillets</i>            | 2,910                       | 6,626                  | 2.28                            | 2,910                                 | 6,626                  | 2.28                            |
| <i>Finfish, Frozen Headed and Guttled</i> | 16,500                      | 19,160                 | 1.16                            |                                       |                        |                                 |
| <i>Finfish, Frozen Other form</i>         | 24,840                      | 30,654                 | 1.23                            |                                       |                        |                                 |
| <b>Total for Barracouta</b>               | <b>44,250</b>               | <b>56,440</b>          |                                 | <b>2,910</b>                          | <b>6,626</b>           |                                 |
| <b>Cardinal Fish</b>                      |                             |                        |                                 |                                       |                        |                                 |
| <i>Finfish, Frozen Other form</i>         | 1,657                       | 3,590                  | 2.17                            | 1,360                                 | 2,916                  | 2.14                            |
| <b>Total for Cardinal Fish</b>            | <b>1,657</b>                | <b>3,590</b>           |                                 | <b>1,360</b>                          | <b>2,916</b>           |                                 |
| <b>Cod, Red</b>                           |                             |                        |                                 |                                       |                        |                                 |
| <i>Finfish, Frozen Other form</i>         | 3,034                       | 6,283                  | 2.07                            |                                       |                        |                                 |
| <b>Total for Cod, Red</b>                 | <b>3,034</b>                | <b>6,283</b>           |                                 |                                       |                        |                                 |
| <b>Gemfish</b>                            |                             |                        |                                 |                                       |                        |                                 |
| <i>Finfish, Frozen Fillets</i>            | 570                         | 2,311                  | 4.05                            |                                       |                        |                                 |
| <i>Finfish, Frozen Other form</i>         | 1,914                       | 4,613                  | 2.41                            |                                       |                        |                                 |
| <b>Total for Gemfish</b>                  | <b>2,484</b>                | <b>6,924</b>           |                                 |                                       |                        |                                 |
| <b>Ghostshark</b>                         |                             |                        |                                 |                                       |                        |                                 |
| <i>Finfish, Frozen Other form</i>         | 4,173                       | 9,206                  | 2.21                            |                                       |                        |                                 |
| <b>Total for Ghostshark</b>               | <b>4,173</b>                | <b>9,206</b>           |                                 |                                       |                        |                                 |
| <b>Hoki</b>                               |                             |                        |                                 |                                       |                        |                                 |
| <i>Finfish, Frozen Fillets</i>            | 2,590                       | 9,338                  | 3.61                            | 2,590                                 | 9,338                  | 3.61                            |
| <i>Finfish, Frozen Headed and Guttled</i> | 808                         | 1,607                  | 1.99                            |                                       |                        |                                 |
| <i>Finfish, Frozen Other form</i>         | 15                          | 30                     | 2.00                            |                                       |                        |                                 |
| <b>Total for Hoki</b>                     | <b>3,413</b>                | <b>10,975</b>          |                                 | <b>2,590</b>                          | <b>9,338</b>           |                                 |
| <b>Ling</b>                               |                             |                        |                                 |                                       |                        |                                 |
| <i>Finfish, Frozen Fillets</i>            | 1,590                       | 3,510                  | 2.21                            |                                       |                        |                                 |
| <i>Finfish, Frozen Other form</i>         | 798                         | 2,485                  | 3.11                            |                                       |                        |                                 |
| <b>Total for Ling</b>                     | <b>2,388</b>                | <b>5,995</b>           |                                 |                                       |                        |                                 |
| <b>Mackerel, Blue</b>                     |                             |                        |                                 |                                       |                        |                                 |
| <i>Finfish, Frozen Whole</i>              | 16,150                      | 18,623                 | 1.15                            |                                       |                        |                                 |
| <b>Total for Mackerel, Blue</b>           | <b>16,150</b>               | <b>18,623</b>          |                                 |                                       |                        |                                 |
| <b>Monkfish (Stargazer)</b>               |                             |                        |                                 |                                       |                        |                                 |
| <i>Finfish, Frozen Other form</i>         | 1,070                       | 2,578                  | 2.41                            |                                       |                        |                                 |
| <b>Total for Monkfish (Stargazer)</b>     | <b>1,070</b>                | <b>2,578</b>           |                                 |                                       |                        |                                 |
| <b>Oreo Dory, Other</b>                   |                             |                        |                                 |                                       |                        |                                 |
| <i>Finfish, Frozen Other form</i>         | 483                         | 1,165                  | 2.41                            |                                       |                        |                                 |
| <b>Total for Oreo Dory, Other</b>         | <b>483</b>                  | <b>1,165</b>           |                                 |                                       |                        |                                 |

| <b>NETT</b>                               | <b>Jan 2010 -- Dec 2010</b> |                        |                       | <b>Month-to-Date: December - 2010</b> |                        |                       |
|---|-----------------------------|------------------------|-----------------------|---------------------------------------|------------------------|-----------------------|
|   | <b>Weight<br/>(kg)</b>      | <b>FOB*<br/>(\$NZ)</b> | <b>Value<br/>Unit</b> | <b>Weight<br/>(kg)</b>                | <b>FOB*<br/>(\$NZ)</b> | <b>Value<br/>Unit</b> |
| <b>Bulgaria</b>                           |                             |                        |                       |                                       |                        |                       |
| <b>Oreo Dory, Smooth</b>                  |                             |                        |                       |                                       |                        |                       |
| <i>Finfish, Frozen Fillets</i>            | 900                         | 3,686                  | 4.10                  |                                       |                        |                       |
| <b>Total for Oreo Dory, Smooth</b>        | <b>900</b>                  | <b>3,686</b>           |                       |                                       |                        |                       |
| <b>Other chilled fillets</b>              |                             |                        |                       |                                       |                        |                       |
| <i>Finfish, Chilled Fillets</i>           | 36                          | 87                     | 2.42                  |                                       |                        |                       |
| <b>Total for Other chilled fillets</b>    | <b>36</b>                   | <b>87</b>              |                       |                                       |                        |                       |
| <b>Other frozen fillets</b>               |                             |                        |                       |                                       |                        |                       |
| <i>Finfish, Frozen Fillets</i>            | 13,230                      | 52,549                 | 3.97                  |                                       |                        |                       |
| <b>Total for Other frozen fillets</b>     | <b>13,230</b>               | <b>52,549</b>          |                       |                                       |                        |                       |
| <b>Other frozen finfish</b>               |                             |                        |                       |                                       |                        |                       |
| <i>Finfish, Frozen Headed and Guttled</i> | 903                         | 1,576                  | 1.75                  | 903                                   | 1,576                  | 1.75                  |
| <i>Finfish, Frozen Other form</i>         | 2,671                       | 4,028                  | 1.51                  | 1,743                                 | 2,577                  | 1.48                  |
| <b>Total for Other frozen finfish</b>     | <b>3,574</b>                | <b>5,604</b>           |                       | <b>2,646</b>                          | <b>4,153</b>           |                       |
| <b>Other species can, jar</b>             |                             |                        |                       |                                       |                        |                       |
| <i>Other,</i>                             | 13,880                      | 55,012                 | 3.96                  |                                       |                        |                       |
| <b>Total for Other species can, jar</b>   | <b>13,880</b>               | <b>55,012</b>          |                       |                                       |                        |                       |
| <b>Prepared dinners</b>                   |                             |                        |                       |                                       |                        |                       |
| <i>Other,</i>                             | 290                         | 1,216                  | 4.19                  |                                       |                        |                       |
| <b>Total for Prepared dinners</b>         | <b>290</b>                  | <b>1,216</b>           |                       |                                       |                        |                       |
| <b>School shark</b>                       |                             |                        |                       |                                       |                        |                       |
| <i>Finfish, Frozen Fillets</i>            | 40                          | 163                    | 4.08                  |                                       |                        |                       |
| <b>Total for School shark</b>             | <b>40</b>                   | <b>163</b>             |                       |                                       |                        |                       |
| <b>Southern Blue Whiting</b>              |                             |                        |                       |                                       |                        |                       |
| <i>Finfish, Frozen Other form</i>         | 35,000                      | 61,294                 | 1.75                  |                                       |                        |                       |
| <b>Total for Southern Blue Whiting</b>    | <b>35,000</b>               | <b>61,294</b>          |                       |                                       |                        |                       |
| <b>Squid</b>                              |                             |                        |                       |                                       |                        |                       |
| <i>Squid, Frozen Other Form</i>           | 5,340                       | 20,427                 | 3.83                  |                                       |                        |                       |
| <i>Squid, Frozen Whole</i>                | 1,365                       | 2,907                  | 2.13                  |                                       |                        |                       |
| <b>Total for Squid</b>                    | <b>6,705</b>                | <b>23,334</b>          |                       |                                       |                        |                       |
| <b>Tarakihi</b>                           |                             |                        |                       |                                       |                        |                       |
| <i>Finfish, Frozen Fillets</i>            | 300                         | 1,147                  | 3.82                  |                                       |                        |                       |
| <b>Total for Tarakihi</b>                 | <b>300</b>                  | <b>1,147</b>           |                       |                                       |                        |                       |
| <b>Tuna, Albacore/Longfinned</b>          |                             |                        |                       |                                       |                        |                       |
| <i>Finfish, Frozen Other form</i>         | 145                         | 553                    | 3.81                  |                                       |                        |                       |
| <b>Total for Tuna, Albacore/Longfin</b>   | <b>145</b>                  | <b>553</b>             |                       |                                       |                        |                       |
| <b>Warehou, Blue</b>                      |                             |                        |                       |                                       |                        |                       |
| <i>Finfish, Frozen Fillets</i>            | 126                         | 448                    | 3.56                  |                                       |                        |                       |
| <i>Finfish, Frozen Other form</i>         | 11,496                      | 26,143                 | 2.27                  | 5,616                                 | 12,788                 | 2.28                  |

| <i>NETT</i>                       | <i>Jan 2010 -- Dec 2010</i> |                              |                       | <i>Month-to-Date: December - 2010</i> |                              |                       |
|-----------------------------------|-----------------------------|------------------------------|-----------------------|---------------------------------------|------------------------------|-----------------------|
|                                   | <i>Weight<br/>(kg)</i>      | <i>FOB* Value<br/>(\$NZ)</i> | <i>Unit<br/>Value</i> | <i>Weight<br/>(kg)</i>                | <i>FOB* Value<br/>(\$NZ)</i> | <i>Unit<br/>Value</i> |
| <b>Bulgaria</b>                   |                             |                              |                       |                                       |                              |                       |
| Total for Warehou, Blue           | 11,622                      | 26,591                       |                       | 5,616                                 | 12,788                       |                       |
| <b>Warehou, Other</b>             |                             |                              |                       |                                       |                              |                       |
| <i>Finfish, Frozen Other form</i> | 140                         | 395                          | 2.82                  |                                       |                              |                       |
| Total for Warehou, Other          | 140                         | 395                          |                       |                                       |                              |                       |
| <b>Warehou, Silver</b>            |                             |                              |                       |                                       |                              |                       |
| <i>Finfish, Frozen Other form</i> | 6,852                       | 16,964                       | 2.48                  | 960                                   | 2,696                        | 2.81                  |
| Total for Warehou, Silver         | 6,852                       | 16,964                       |                       | 960                                   | 2,696                        |                       |
| <b>Total for Bulgaria</b>         | <b>172,356</b>              | <b>371,675</b>               |                       | <b>16,082</b>                         | <b>38,517</b>                |                       |



| <i>NETT</i>                     | <i>Jan 2010 -- Dec 2010</i> |                              |                       | <i>Month-to-Date: December - 2010</i> |                              |                       |
|---------------------------------|-----------------------------|------------------------------|-----------------------|---------------------------------------|------------------------------|-----------------------|
|                                 | <i>Weight<br/>(kg)</i>      | <i>FOB* Value<br/>(\$NZ)</i> | <i>Unit<br/>Value</i> | <i>Weight<br/>(kg)</i>                | <i>FOB* Value<br/>(\$NZ)</i> | <i>Unit<br/>Value</i> |
| <b>Cameroon</b>                 |                             |                              |                       |                                       |                              |                       |
| <b>Mackerel, Blue</b>           |                             |                              |                       |                                       |                              |                       |
| <i>Finfish, Frozen Whole</i>    | 54,000                      | 60,995                       | 1.13                  | 54,000                                | 60,995                       | 1.13                  |
| <b>Total for Mackerel, Blue</b> | <b>54,000</b>               | <b>60,995</b>                |                       | <b>54,000</b>                         | <b>60,995</b>                |                       |
| <b>Mackerel, Jack</b>           |                             |                              |                       |                                       |                              |                       |
| <i>Finfish, Frozen Whole</i>    | 270,000                     | 296,795                      | 1.10                  |                                       |                              |                       |
| <b>Total for Mackerel, Jack</b> | <b>270,000</b>              | <b>296,795</b>               |                       |                                       |                              |                       |
| <b>Total for Cameroon</b>       | <b>324,000</b>              | <b>357,790</b>               |                       | <b>54,000</b>                         | <b>60,995</b>                |                       |

| <b>NETT</b> | <b>Jan 2010 -- Dec 2010</b> |                              |                       | <b>Month-to-Date: December - 2010</b> |                              |                       |
|-------------|-----------------------------|------------------------------|-----------------------|---------------------------------------|------------------------------|-----------------------|
|             | <b>Weight<br/>(kg)</b>      | <b>FOB* Value<br/>(\$NZ)</b> | <b>Unit<br/>Value</b> | <b>Weight<br/>(kg)</b>                | <b>FOB* Value<br/>(\$NZ)</b> | <b>Unit<br/>Value</b> |

## Canada

### Antarctic Toothfish

|   |               |                |       |  |  |  |
|---|---------------|----------------|-------|--|--|--|
| <i>Finfish, Frozen Headed and Guttled</i> | 35,223        | 778,742        | 22.11 |  |  |  |
| <b>Total for Antarctic Toothfish</b>      | <b>35,223</b> | <b>778,742</b> |       |  |  |  |

### Barracouta

|                                |            |            |      |  |  |  |
|--------------------------------|------------|------------|------|--|--|--|
| <i>Finfish, Frozen Fillets</i> | 300        | 759        | 2.53 |  |  |  |
| <b>Total for Barracouta</b>    | <b>300</b> | <b>759</b> |      |  |  |  |

### Cod, Red

|                                |              |               |      |            |              |      |
|--------------------------------|--------------|---------------|------|------------|--------------|------|
| <i>Finfish, Frozen Fillets</i> | 8,250        | 52,433        | 6.36 | 750        | 5,095        | 6.79 |
| <b>Total for Cod, Red</b>      | <b>8,250</b> | <b>52,433</b> |      | <b>750</b> | <b>5,095</b> |      |

### Crustn, Molluscs extract

|   |            |               |        |  |  |  |
|---|------------|---------------|--------|--|--|--|
| <i>Other Crustacea, Canned or otherwise p</i> | 150        | 38,208        | 254.72 |  |  |  |
| <b>Total for Crustn, Molluscs extra</b>       | <b>150</b> | <b>38,208</b> |        |  |  |  |

### Eels

|                              |               |                |       |              |               |       |
|------------------------------|---------------|----------------|-------|--------------|---------------|-------|
| <i>Finfish, Chilled Live</i> | 17,797        | 214,402        | 12.05 | 3,471        | 45,564        | 13.13 |
| <b>Total for Eels</b>        | <b>17,797</b> | <b>214,402</b> |       | <b>3,471</b> | <b>45,564</b> |       |

### Fish meal fit for human

|  |            |               |       |  |  |  |
|--|------------|---------------|-------|--|--|--|
| <i>Finfish, Processed Other</i>          | 400        | 17,059        | 42.65 |  |  |  |
| <b>Total for Fish meal fit for human</b> | <b>400</b> | <b>17,059</b> |       |  |  |  |

### Fish prod unfit for human

|  |                |                |      |               |               |      |
|--|----------------|----------------|------|---------------|---------------|------|
| <i>Finfish, Processed Other</i>          | 102,621        | 153,657        | 1.50 | 48,248        | 58,078        | 1.20 |
| <b>Total for Fish prod unfit for hum</b> | <b>102,621</b> | <b>153,657</b> |      | <b>48,248</b> | <b>58,078</b> |      |

### Ghostshark

|                                |           |           |      |           |           |      |
|--------------------------------|-----------|-----------|------|-----------|-----------|------|
| <i>Finfish, Frozen Fillets</i> | 10        | 64        | 6.40 | 10        | 64        | 6.40 |
| <b>Total for Ghostshark</b>    | <b>10</b> | <b>64</b> |      | <b>10</b> | <b>64</b> |      |

### Hoki

|                                |               |                |      |              |               |      |
|--------------------------------|---------------|----------------|------|--------------|---------------|------|
| <i>Finfish, Frozen Fillets</i> | 62,746        | 323,421        | 5.15 | 3,060        | 14,789        | 4.83 |
| <b>Total for Hoki</b>          | <b>62,746</b> | <b>323,421</b> |      | <b>3,060</b> | <b>14,789</b> |      |

### Leatherjacket

|   |               |               |      |  |  |  |
|---|---------------|---------------|------|--|--|--|
| <i>Finfish, Frozen Headed and Guttled</i> | 20,500        | 88,397        | 4.31 |  |  |  |
| <b>Total for Leatherjacket</b>            | <b>20,500</b> | <b>88,397</b> |      |  |  |  |

### Ling

|   |               |                |      |              |               |       |
|---|---------------|----------------|------|--------------|---------------|-------|
| <i>Finfish, Frozen Fillets</i>            | 25,710        | 256,957        | 9.99 | 5,000        | 57,013        | 11.40 |
| <i>Finfish, Frozen Headed and Guttled</i> | 9,802         | 39,070         | 3.99 |              |               |       |
| <i>Finfish, Frozen Other form</i>         | 24,290        | 46,309         | 1.91 |              |               |       |
| <i>Finfish, Frozen Whole</i>              | 14,688        | 76,810         | 5.23 |              |               |       |
| <b>Total for Ling</b>                     | <b>74,490</b> | <b>419,146</b> |      | <b>5,000</b> | <b>57,013</b> |       |

### Mackerel, Jack

|                              |    |    |      |  |  |  |
|------------------------------|----|----|------|--|--|--|
| <i>Finfish, Frozen Whole</i> | 20 | 75 | 3.75 |  |  |  |
|------------------------------|----|----|------|--|--|--|

| <b>NETT</b>                              | <b>Jan 2010 -- Dec 2010</b> |                              |                       | <b>Month-to-Date: December - 2010</b> |                              |                       |
|--|-----------------------------|------------------------------|-----------------------|---------------------------------------|------------------------------|-----------------------|
|  | <b>Weight<br/>(kg)</b>      | <b>FOB* Value<br/>(\$NZ)</b> | <b>Unit<br/>Value</b> | <b>Weight<br/>(kg)</b>                | <b>FOB* Value<br/>(\$NZ)</b> | <b>Unit<br/>Value</b> |
| <b>Canada</b>                            |                             |                              |                       |                                       |                              |                       |
| Total for Mackerel, Jack                 | 20                          | 75                           |                       |                                       |                              |                       |
| <b>Monkfish</b>                          |                             |                              |                       |                                       |                              |                       |
| Finfish, Frozen Fillets                  | 1,500                       | 13,410                       | 8.94                  |                                       |                              |                       |
| Total for Monkfish                       | 1,500                       | 13,410                       |                       |                                       |                              |                       |
| <b>Mussels</b>                           |                             |                              |                       |                                       |                              |                       |
| Mussels, Freeze-dried pwd                | 2,170                       | 144,305                      | 66.50                 | 495                                   | 47,870                       | 96.71                 |
| Mussels, HS Frozen                       | 1,472,115                   | 6,702,150                    | 4.55                  | 194,438                               | 1,000,636                    | 5.15                  |
| Mussels, Live                            | 127                         | 1,042                        | 8.20                  | 127                                   | 1,042                        | 8.20                  |
| Mussels, Meat Frozen                     | 54,297                      | 360,055                      | 6.63                  | 1,800                                 | 11,070                       | 6.15                  |
| Total for Mussels                        | 1,528,709                   | 7,207,552                    |                       | 196,860                               | 1,060,618                    |                       |
| <b>Orange Roughy</b>                     |                             |                              |                       |                                       |                              |                       |
| Finfish, Frozen Fillets                  | 88,810                      | 1,905,313                    | 21.45                 | 5,000                                 | 94,732                       | 18.95                 |
| Total for Orange Roughy                  | 88,810                      | 1,905,313                    |                       | 5,000                                 | 94,732                       |                       |
| <b>Oreo Dory, Black</b>                  |                             |                              |                       |                                       |                              |                       |
| Finfish, Frozen Headed and Guttled       | 4,400                       | 11,020                       | 2.50                  |                                       |                              |                       |
| Total for Oreo Dory, Black               | 4,400                       | 11,020                       |                       |                                       |                              |                       |
| <b>Other invertebrate</b>                |                             |                              |                       |                                       |                              |                       |
| Other Molluscs, Live, Chilled or Frozen  | 3,687                       | 108,884                      | 29.53                 | 506                                   | 12,044                       | 23.80                 |
| Total for Other invertebrate             | 3,687                       | 108,884                      |                       | 506                                   | 12,044                       |                       |
| <b>Oysters</b>                           |                             |                              |                       |                                       |                              |                       |
| Oysters, Chilled or Frozen               | 950                         | 6,472                        | 6.81                  |                                       |                              |                       |
| Total for Oysters                        | 950                         | 6,472                        |                       |                                       |                              |                       |
| <b>Paua</b>                              |                             |                              |                       |                                       |                              |                       |
| Other Molluscs, Not Live/Chilled/Frozen  | 47                          | 2,531                        | 53.85                 |                                       |                              |                       |
| Total for Paua                           | 47                          | 2,531                        |                       |                                       |                              |                       |
| <b>Salmon, Pacific</b>                   |                             |                              |                       |                                       |                              |                       |
| Finfish, Chilled Whole                   | 37,720                      | 458,577                      | 12.16                 | 2,119                                 | 19,762                       | 9.33                  |
| Finfish, Processed Smoked                | 1                           | 10                           | 10.00                 |                                       |                              |                       |
| Total for Salmon, Pacific                | 37,721                      | 458,587                      |                       | 2,119                                 | 19,762                       |                       |
| <b>Salmonidae</b>                        |                             |                              |                       |                                       |                              |                       |
| Finfish, Chilled Fillets                 | 1,365                       | 31,600                       | 23.15                 |                                       |                              |                       |
| Finfish, Frozen Fillets                  | 43,682                      | 1,174,801                    | 26.89                 | 7,610                                 | 188,007                      | 24.71                 |
| Total for Salmonidae                     | 45,047                      | 1,206,401                    |                       | 7,610                                 | 188,007                      |                       |
| <b>Sea Bass</b>                          |                             |                              |                       |                                       |                              |                       |
| Finfish, Frozen Whole                    | 10                          | 75                           | 7.50                  |                                       |                              |                       |
| Total for Sea Bass                       | 10                          | 75                           |                       |                                       |                              |                       |
| <b>Shrimps &amp; Prawns</b>              |                             |                              |                       |                                       |                              |                       |
| Other Crustacea, Live, Chilled or Frozen | 560                         | 23,289                       | 41.59                 |                                       |                              |                       |

| <b>NETT</b>                | <b>Jan 2010 -- Dec 2010</b> |                              |                       | <b>Month-to-Date: December - 2010</b> |                              |                       |
|----------------------------|-----------------------------|------------------------------|-----------------------|---------------------------------------|------------------------------|-----------------------|
|                            | <b>Weight<br/>(kg)</b>      | <b>FOB* Value<br/>(\$NZ)</b> | <b>Unit<br/>Value</b> | <b>Weight<br/>(kg)</b>                | <b>FOB* Value<br/>(\$NZ)</b> | <b>Unit<br/>Value</b> |
| <b>Canada</b>              |                             |                              |                       |                                       |                              |                       |
| Total for Shrimps & Prawns | 560                         | 23,289                       |                       |                                       |                              |                       |
| <b>Skate</b>               |                             |                              |                       |                                       |                              |                       |
| Finfish, Frozen Fillets    | 1,500                       | 5,427                        | 3.62                  |                                       |                              |                       |
| Total for Skate            | 1,500                       | 5,427                        |                       |                                       |                              |                       |
| <b>Snapper</b>             |                             |                              |                       |                                       |                              |                       |
| Finfish, Frozen Whole      | 3,000                       | 15,180                       | 5.06                  |                                       |                              |                       |
| Total for Snapper          | 3,000                       | 15,180                       |                       |                                       |                              |                       |
| <b>Sole, Lemon</b>         |                             |                              |                       |                                       |                              |                       |
| Finfish, Frozen Whole      | 30                          | 64                           | 2.13                  | 30                                    | 64                           | 2.13                  |
| Total for Sole, Lemon      | 30                          | 64                           |                       | 30                                    | 64                           |                       |
| <b>Squid</b>               |                             |                              |                       |                                       |                              |                       |
| Squid, Frozen Other Form   | 4,000                       | 5,783                        | 1.45                  |                                       |                              |                       |
| Squid, Frozen Tubes/Steaks | 255                         | 964                          | 3.78                  |                                       |                              |                       |
| Squid, Frozen Whole        | 580                         | 1,915                        | 3.30                  |                                       |                              |                       |
| Squid, Frz Heads&Tentacles | 18,640                      | 87,872                       | 4.71                  |                                       |                              |                       |
| Total for Squid            | 23,475                      | 96,534                       |                       |                                       |                              |                       |
| <b>Tarakihi</b>            |                             |                              |                       |                                       |                              |                       |
| Finfish, Frozen Fillets    | 10                          | 75                           | 7.50                  |                                       |                              |                       |
| Total for Tarakihi         | 10                          | 75                           |                       |                                       |                              |                       |
| <b>Trevally</b>            |                             |                              |                       |                                       |                              |                       |
| Finfish, Frozen Fillets    | 3,000                       | 8,483                        | 2.83                  |                                       |                              |                       |
| Finfish, Frozen Whole      | 6,120                       | 16,515                       | 2.70                  |                                       |                              |                       |
| Total for Trevally         | 9,120                       | 24,998                       |                       |                                       |                              |                       |
| <b>Total for Canada</b>    | <b>2,071,083</b>            | <b>13,172,175</b>            |                       | <b>272,664</b>                        | <b>1,555,830</b>             |                       |

| <i>NETT</i>                          | <i>Jan 2010 -- Dec 2010</i> |                              |                       | <i>Month-to-Date: December - 2010</i> |                              |                       |
|--------------------------------------|-----------------------------|------------------------------|-----------------------|---------------------------------------|------------------------------|-----------------------|
|                                      | <i>Weight<br/>(kg)</i>      | <i>FOB* Value<br/>(\$NZ)</i> | <i>Unit<br/>Value</i> | <i>Weight<br/>(kg)</i>                | <i>FOB* Value<br/>(\$NZ)</i> | <i>Unit<br/>Value</i> |
| <b>Chile</b>                         |                             |                              |                       |                                       |                              |                       |
| <b>Antarctic Toothfish</b>           |                             |                              |                       |                                       |                              |                       |
| <i>Finfish, Frozen Other form</i>    | 17,437                      | 362,841                      | 20.81                 |                                       |                              |                       |
| <b>Total for Antarctic Toothfish</b> | <b>17,437</b>               | <b>362,841</b>               |                       |                                       |                              |                       |
| <b>Total for Chile</b>               | <b>17,437</b>               | <b>362,841</b>               |                       |                                       |                              |                       |

| <b>NETT</b>                               | <b>Jan 2010 -- Dec 2010</b> |                              |                       | <b>Month-to-Date: December - 2010</b> |                              |                       |
|---|-----------------------------|------------------------------|-----------------------|---------------------------------------|------------------------------|-----------------------|
|   | <b>Weight<br/>(kg)</b>      | <b>FOB* Value<br/>(\$NZ)</b> | <b>Unit<br/>Value</b> | <b>Weight<br/>(kg)</b>                | <b>FOB* Value<br/>(\$NZ)</b> | <b>Unit<br/>Value</b> |
| <b>China, Peoples Republic Of</b>         |                             |                              |                       |                                       |                              |                       |
| <b>Alfonsino</b>                          |                             |                              |                       |                                       |                              |                       |
| <i>Finfish, Frozen Headed and Guttled</i> | 203,560                     | 1,476,830                    | 7.26                  | 30,690                                | 269,838                      | 8.79                  |
| <i>Finfish, Frozen Other form</i>         | 322,227                     | 2,298,127                    | 7.13                  | 59,860                                | 565,023                      | 9.44                  |
| <i>Finfish, Frozen Whole</i>              | 1,880                       | 9,052                        | 4.81                  |                                       |                              |                       |
| <b>Total for Alfonsino</b>                | <b>527,667</b>              | <b>3,784,009</b>             |                       | <b>90,550</b>                         | <b>834,861</b>               |                       |
| <b>Antarctic Toothfish</b>                |                             |                              |                       |                                       |                              |                       |
| <i>Finfish, Frozen Other form</i>         | 69,971                      | 598,151                      | 8.55                  |                                       |                              |                       |
| <b>Total for Antarctic Toothfish</b>      | <b>69,971</b>               | <b>598,151</b>               |                       |                                       |                              |                       |
| <b>Barracouta</b>                         |                             |                              |                       |                                       |                              |                       |
| <i>Finfish, Frozen Headed and Guttled</i> | 3,606,714                   | 4,169,872                    | 1.16                  | 332,452                               | 341,274                      | 1.03                  |
| <i>Finfish, Frozen Other form</i>         | 1,506,025                   | 1,929,727                    | 1.28                  |                                       |                              |                       |
| <i>Finfish, Frozen Whole</i>              | 1,231,681                   | 1,058,247                    | 0.86                  | 110,904                               | 124,066                      | 1.12                  |
| <b>Total for Barracouta</b>               | <b>6,344,420</b>            | <b>7,157,846</b>             |                       | <b>443,356</b>                        | <b>465,340</b>               |                       |
| <b>Cardinal Fish</b>                      |                             |                              |                       |                                       |                              |                       |
| <i>Finfish, Frozen Fillets</i>            | 3,870                       | 11,591                       | 3.00                  |                                       |                              |                       |
| <i>Finfish, Frozen Headed and Guttled</i> | 154,274                     | 643,383                      | 4.17                  | 13,440                                | 58,833                       | 4.38                  |
| <i>Finfish, Frozen Other form</i>         | 56,920                      | 251,082                      | 4.41                  |                                       |                              |                       |
| <b>Total for Cardinal Fish</b>            | <b>215,064</b>              | <b>906,056</b>               |                       | <b>13,440</b>                         | <b>58,833</b>                |                       |
| <b>Cod</b>                                |                             |                              |                       |                                       |                              |                       |
| <i>Finfish, Frozen Headed and Guttled</i> | 100                         | 1,401                        | 14.01                 |                                       |                              |                       |
| <b>Total for Cod</b>                      | <b>100</b>                  | <b>1,401</b>                 |                       |                                       |                              |                       |
| <b>Cod, Blue</b>                          |                             |                              |                       |                                       |                              |                       |
| <i>Finfish, Frozen Fillets</i>            | 410                         | 12,080                       | 29.46                 | 120                                   | 3,970                        | 33.08                 |
| <b>Total for Cod, Blue</b>                | <b>410</b>                  | <b>12,080</b>                |                       | <b>120</b>                            | <b>3,970</b>                 |                       |
| <b>Cod, Red</b>                           |                             |                              |                       |                                       |                              |                       |
| <i>Finfish, Frozen Other form</i>         | 20                          | 188                          | 9.40                  |                                       |                              |                       |
| <b>Total for Cod, Red</b>                 | <b>20</b>                   | <b>188</b>                   |                       |                                       |                              |                       |
| <b>Finfish, fillet blocks</b>             |                             |                              |                       |                                       |                              |                       |
| <i>Finfish, Processed Other</i>           | 23,100                      | 139,570                      | 6.04                  |                                       |                              |                       |
| <b>Total for Finfish, fillet blocks</b>   | <b>23,100</b>               | <b>139,570</b>               |                       |                                       |                              |                       |
| <b>Finfish, minced blocks</b>             |                             |                              |                       |                                       |                              |                       |
| <i>Finfish, Processed Other</i>           | 17,963                      | 41,882                       | 2.33                  |                                       |                              |                       |
| <b>Total for Finfish, minced blocks</b>   | <b>17,963</b>               | <b>41,882</b>                |                       |                                       |                              |                       |
| <b>Finfish, other fish meat</b>           |                             |                              |                       |                                       |                              |                       |
| <i>Finfish, Processed Other</i>           | 40,926                      | 337,809                      | 8.25                  | 18,240                                | 164,952                      | 9.04                  |
| <b>Total for Finfish, other fish meat</b> | <b>40,926</b>               | <b>337,809</b>               |                       | <b>18,240</b>                         | <b>164,952</b>               |                       |
| <b>Fish prod unfit for human</b>          |                             |                              |                       |                                       |                              |                       |
| <i>Finfish, Processed Other</i>           | 15,404,027                  | 39,610,090                   | 2.57                  | 553,956                               | 1,363,623                    | 2.46                  |
| <b>Total for Fish prod unfit for hum</b>  | <b>15,404,027</b>           | <b>39,610,090</b>            |                       | <b>553,956</b>                        | <b>1,363,623</b>             |                       |

| <b>NETT</b> | <b>Jan 2010 -- Dec 2010</b> |                              |                       | <b>Month-to-Date: December - 2010</b> |                              |                       |
|-------------|-----------------------------|------------------------------|-----------------------|---------------------------------------|------------------------------|-----------------------|
|             | <b>Weight<br/>(kg)</b>      | <b>FOB* Value<br/>(\$NZ)</b> | <b>Unit<br/>Value</b> | <b>Weight<br/>(kg)</b>                | <b>FOB* Value<br/>(\$NZ)</b> | <b>Unit<br/>Value</b> |

## China, Peoples Republic Of

### Gemfish

|   |              |               |      |  |  |  |
|---|--------------|---------------|------|--|--|--|
| <i>Finfish, Frozen Headed and Guttled</i> | 1,560        | 9,647         | 6.18 |  |  |  |
| <i>Finfish, Frozen Other form</i>         | 5,314        | 23,081        | 4.34 |  |  |  |
| <b>Total for Gemfish</b>                  | <b>6,874</b> | <b>32,728</b> |      |  |  |  |

### Ghostshark

|                                   |                |                |      |  |  |  |
|-----------------------------------|----------------|----------------|------|--|--|--|
| <i>Finfish, Frozen Fillets</i>    | 86,088         | 296,493        | 3.44 |  |  |  |
| <i>Finfish, Frozen Other form</i> | 40,440         | 97,846         | 2.42 |  |  |  |
| <b>Total for Ghostshark</b>       | <b>126,528</b> | <b>394,339</b> |      |  |  |  |

### Gurnard

|                              |               |               |      |  |  |  |
|------------------------------|---------------|---------------|------|--|--|--|
| <i>Finfish, Frozen Whole</i> | 12,360        | 25,730        | 2.08 |  |  |  |
| <b>Total for Gurnard</b>     | <b>12,360</b> | <b>25,730</b> |      |  |  |  |

### Hake

|   |                |                  |      |              |               |      |
|---|----------------|------------------|------|--------------|---------------|------|
| <i>Finfish, Frozen Headed and Guttled</i> | 305,640        | 1,254,505        | 4.10 | 6,882        | 31,578        | 4.59 |
| <i>Finfish, Frozen Other form</i>         | 199,891        | 880,208          | 4.40 |              |               |      |
| <b>Total for Hake</b>                     | <b>505,531</b> | <b>2,134,713</b> |      | <b>6,882</b> | <b>31,578</b> |      |

### Hoki

|   |                   |                   |      |                  |                  |      |
|---|-------------------|-------------------|------|------------------|------------------|------|
| <i>Finfish, Frozen Fillets</i>            | 55,488            | 186,315           | 3.36 |                  |                  |      |
| <i>Finfish, Frozen Headed and Guttled</i> | 17,383,629        | 31,632,097        | 1.82 | 1,235,399        | 1,982,987        | 1.61 |
| <i>Finfish, Frozen Other form</i>         | 947,267           | 2,327,001         | 2.46 | 348,406          | 905,068          | 2.60 |
| <i>Finfish, Frozen Whole</i>              | 20,700            | 15,647            | 0.76 |                  |                  |      |
| <b>Total for Hoki</b>                     | <b>18,407,084</b> | <b>34,161,060</b> |      | <b>1,583,805</b> | <b>2,888,055</b> |      |

### John Dory

|                                |            |              |      |  |  |  |
|--------------------------------|------------|--------------|------|--|--|--|
| <i>Finfish, Frozen Fillets</i> | 720        | 1,872        | 2.60 |  |  |  |
| <b>Total for John Dory</b>     | <b>720</b> | <b>1,872</b> |      |  |  |  |

### Leatherjacket

|   |               |               |      |  |  |  |
|---|---------------|---------------|------|--|--|--|
| <i>Finfish, Frozen Headed and Guttled</i> | 22,020        | 99,946        | 4.54 |  |  |  |
| <b>Total for Leatherjacket</b>            | <b>22,020</b> | <b>99,946</b> |      |  |  |  |

### Ling

|   |                |                  |       |               |                |      |
|---|----------------|------------------|-------|---------------|----------------|------|
| <i>Finfish, Chilled Fillets</i>           | 1,200          | 14,772           | 12.31 |               |                |      |
| <i>Finfish, Frozen Fillets</i>            | 70,626         | 454,224          | 6.43  |               |                |      |
| <i>Finfish, Frozen Headed and Guttled</i> | 213,690        | 993,479          | 4.65  | 27,699        | 125,921        | 4.55 |
| <i>Finfish, Frozen Other form</i>         | 34,488         | 172,213          | 4.99  |               |                |      |
| <i>Finfish, Frozen Whole</i>              | 31,093         | 102,847          | 3.31  |               |                |      |
| <b>Total for Ling</b>                     | <b>351,097</b> | <b>1,737,535</b> |       | <b>27,699</b> | <b>125,921</b> |      |

### Livers and Roe

|                                 |               |                |        |  |  |  |
|---------------------------------|---------------|----------------|--------|--|--|--|
| <i>Finfish, Frozen Whole</i>    | 36,640        | 117,184        | 3.20   |  |  |  |
| <i>Finfish, Processed Dried</i> | 10            | 1,500          | 150.00 |  |  |  |
| <b>Total for Livers and Roe</b> | <b>36,650</b> | <b>118,684</b> |        |  |  |  |

### Mackerel, Jack

|   |           |           |      |        |         |      |
|---|-----------|-----------|------|--------|---------|------|
| <i>Finfish, Frozen Headed and Guttled</i> | 1,237,456 | 2,386,112 | 1.93 |        |         |      |
| <i>Finfish, Frozen Other form</i>         | 2,464,644 | 5,342,497 | 2.17 | 67,480 | 160,754 | 2.38 |

| <b>NETT</b> | <b>Jan 2010 -- Dec 2010</b> |                              |                       | <b>Month-to-Date: December - 2010</b> |                              |                       |
|-------------|-----------------------------|------------------------------|-----------------------|---------------------------------------|------------------------------|-----------------------|
|             | <b>Weight<br/>(kg)</b>      | <b>FOB* Value<br/>(\$NZ)</b> | <b>Unit<br/>Value</b> | <b>Weight<br/>(kg)</b>                | <b>FOB* Value<br/>(\$NZ)</b> | <b>Unit<br/>Value</b> |

## China, Peoples Republic Of

|                          |           |           |  |        |         |  |
|--------------------------|-----------|-----------|--|--------|---------|--|
| Total for Mackerel, Jack | 3,702,100 | 7,728,609 |  | 67,480 | 160,754 |  |
|--------------------------|-----------|-----------|--|--------|---------|--|

## Monkfish

|                         |    |     |      |  |  |  |
|-------------------------|----|-----|------|--|--|--|
| Finfish, Frozen Fillets | 30 | 282 | 9.40 |  |  |  |
|-------------------------|----|-----|------|--|--|--|

|                    |    |     |  |  |  |  |
|--------------------|----|-----|--|--|--|--|
| Total for Monkfish | 30 | 282 |  |  |  |  |
|--------------------|----|-----|--|--|--|--|

## Monkfish (Stargazer)

|                                    |        |         |      |       |       |      |
|------------------------------------|--------|---------|------|-------|-------|------|
| Finfish, Frozen Headed and Guttred | 95,618 | 627,978 | 6.57 | 1,200 | 4,638 | 3.87 |
|------------------------------------|--------|---------|------|-------|-------|------|

|                            |        |         |      |  |  |  |
|----------------------------|--------|---------|------|--|--|--|
| Finfish, Frozen Other form | 65,600 | 416,428 | 6.35 |  |  |  |
|----------------------------|--------|---------|------|--|--|--|

|                                |         |           |  |       |       |  |
|--------------------------------|---------|-----------|--|-------|-------|--|
| Total for Monkfish (Stargazer) | 161,218 | 1,044,406 |  | 1,200 | 4,638 |  |
|--------------------------------|---------|-----------|--|-------|-------|--|

## Mussels

|                           |     |       |       |  |  |  |
|---------------------------|-----|-------|-------|--|--|--|
| Mussels, Freeze-dried pwd | 135 | 5,687 | 42.13 |  |  |  |
|---------------------------|-----|-------|-------|--|--|--|

|                    |         |         |      |  |  |  |
|--------------------|---------|---------|------|--|--|--|
| Mussels, HS Frozen | 130,372 | 618,176 | 4.74 |  |  |  |
|--------------------|---------|---------|------|--|--|--|

|                      |        |        |      |  |  |  |
|----------------------|--------|--------|------|--|--|--|
| Mussels, Meat Frozen | 13,460 | 91,357 | 6.79 |  |  |  |
|----------------------|--------|--------|------|--|--|--|

|                            |    |     |      |  |  |  |
|----------------------------|----|-----|------|--|--|--|
| Mussels, Other not L/Ch/Fz | 90 | 528 | 5.87 |  |  |  |
|----------------------------|----|-----|------|--|--|--|

|                           |        |        |      |  |  |  |
|---------------------------|--------|--------|------|--|--|--|
| Mussels, Pre'ed/Marinated | 20,140 | 88,299 | 4.38 |  |  |  |
|---------------------------|--------|--------|------|--|--|--|

|                       |       |       |      |  |  |  |
|-----------------------|-------|-------|------|--|--|--|
| Mussels, Whole Frozen | 3,150 | 9,510 | 3.02 |  |  |  |
|-----------------------|-------|-------|------|--|--|--|

|                   |         |         |  |  |  |  |
|-------------------|---------|---------|--|--|--|--|
| Total for Mussels | 167,347 | 813,557 |  |  |  |  |
|-------------------|---------|---------|--|--|--|--|

## Orange Roughy

|                         |       |        |       |  |  |  |
|-------------------------|-------|--------|-------|--|--|--|
| Finfish, Frozen Fillets | 1,050 | 19,766 | 18.82 |  |  |  |
|-------------------------|-------|--------|-------|--|--|--|

|                            |         |           |      |  |  |  |
|----------------------------|---------|-----------|------|--|--|--|
| Finfish, Frozen Other form | 438,530 | 1,161,686 | 2.65 |  |  |  |
|----------------------------|---------|-----------|------|--|--|--|

|                       |         |         |      |  |  |  |
|-----------------------|---------|---------|------|--|--|--|
| Finfish, Frozen Whole | 125,870 | 241,790 | 1.92 |  |  |  |
|-----------------------|---------|---------|------|--|--|--|

|                         |         |           |  |  |  |  |
|-------------------------|---------|-----------|--|--|--|--|
| Total for Orange Roughy | 565,450 | 1,423,242 |  |  |  |  |
|-------------------------|---------|-----------|--|--|--|--|

## Oreo Dory, Black

|                         |        |         |      |  |  |  |
|-------------------------|--------|---------|------|--|--|--|
| Finfish, Frozen Fillets | 58,168 | 136,481 | 2.35 |  |  |  |
|-------------------------|--------|---------|------|--|--|--|

|                                    |         |           |      |         |         |      |
|------------------------------------|---------|-----------|------|---------|---------|------|
| Finfish, Frozen Headed and Guttred | 731,159 | 1,491,150 | 2.04 | 245,157 | 319,699 | 1.30 |
|------------------------------------|---------|-----------|------|---------|---------|------|

|                            |         |           |      |  |  |  |
|----------------------------|---------|-----------|------|--|--|--|
| Finfish, Frozen Other form | 696,291 | 1,062,298 | 1.53 |  |  |  |
|----------------------------|---------|-----------|------|--|--|--|

|                            |           |           |  |         |         |  |
|----------------------------|-----------|-----------|--|---------|---------|--|
| Total for Oreo Dory, Black | 1,485,618 | 2,689,929 |  | 245,157 | 319,699 |  |
|----------------------------|-----------|-----------|--|---------|---------|--|

## Oreo Dory, Other

|                                    |         |         |      |        |        |      |
|------------------------------------|---------|---------|------|--------|--------|------|
| Finfish, Frozen Headed and Guttred | 245,225 | 786,511 | 3.21 | 29,975 | 85,430 | 2.85 |
|------------------------------------|---------|---------|------|--------|--------|------|

|                            |         |         |      |  |  |  |
|----------------------------|---------|---------|------|--|--|--|
| Finfish, Frozen Other form | 548,159 | 826,478 | 1.51 |  |  |  |
|----------------------------|---------|---------|------|--|--|--|

|                            |         |           |  |        |        |  |
|----------------------------|---------|-----------|--|--------|--------|--|
| Total for Oreo Dory, Other | 793,384 | 1,612,989 |  | 29,975 | 85,430 |  |
|----------------------------|---------|-----------|--|--------|--------|--|

## Other clams frozen

|   |     |       |      |  |  |  |
|---|-----|-------|------|--|--|--|
| Other Molluscs, Live, Chilled or Frozen | 504 | 3,036 | 6.02 |  |  |  |
|---|-----|-------|------|--|--|--|

|                              |     |       |  |  |  |  |
|------------------------------|-----|-------|--|--|--|--|
| Total for Other clams frozen | 504 | 3,036 |  |  |  |  |
|------------------------------|-----|-------|--|--|--|--|

## Other Crawfish, frozen

|        |     |       |       |  |  |  |
|--------|-----|-------|-------|--|--|--|
| Other, | 111 | 6,081 | 54.78 |  |  |  |
|--------|-----|-------|-------|--|--|--|

|                                  |     |       |  |  |  |  |
|----------------------------------|-----|-------|--|--|--|--|
| Total for Other Crawfish, frozen | 111 | 6,081 |  |  |  |  |
|----------------------------------|-----|-------|--|--|--|--|

## Other dried excl smoked

|        |    |       |       |  |  |  |
|--------|----|-------|-------|--|--|--|
| Other, | 50 | 3,345 | 66.90 |  |  |  |
|--------|----|-------|-------|--|--|--|

|                                  |    |       |  |  |  |  |
|----------------------------------|----|-------|--|--|--|--|
| Total for Other dried excl smoke | 50 | 3,345 |  |  |  |  |
|----------------------------------|----|-------|--|--|--|--|

## Other Flatfish



| <b>NETT</b>                                    | <b>Jan 2010 -- Dec 2010</b> |                              |                       | <b>Month-to-Date: December - 2010</b> |                              |                       |
|--|-----------------------------|------------------------------|-----------------------|---------------------------------------|------------------------------|-----------------------|
|  | <b>Weight<br/>(kg)</b>      | <b>FOB* Value<br/>(\$NZ)</b> | <b>Unit<br/>Value</b> | <b>Weight<br/>(kg)</b>                | <b>FOB* Value<br/>(\$NZ)</b> | <b>Unit<br/>Value</b> |
| <b>China, Peoples Republic Of</b>              |                             |                              |                       |                                       |                              |                       |
| <i>Finfish, Frozen Whole</i>                   | 21,920                      | 159,855                      | 7.29                  |                                       |                              |                       |
| <b>Total for Other Flatfish</b>                | <b>21,920</b>               | <b>159,855</b>               |                       |                                       |                              |                       |
| <b>Other frozen fillets</b>                    |                             |                              |                       |                                       |                              |                       |
| <i>Finfish, Frozen Fillets</i>                 | 295                         | 8,060                        | 27.32                 |                                       |                              |                       |
| <b>Total for Other frozen fillets</b>          | <b>295</b>                  | <b>8,060</b>                 |                       |                                       |                              |                       |
| <b>Other frozen finfish</b>                    |                             |                              |                       |                                       |                              |                       |
| <i>Finfish, Frozen Headed and Guttled</i>      | 194,098                     | 777,470                      | 4.01                  |                                       |                              |                       |
| <i>Finfish, Frozen Other form</i>              | 3,569,297                   | 6,241,505                    | 1.75                  | 239,311                               | 385,499                      | 1.61                  |
| <i>Finfish, Frozen Whole</i>                   | 490,047                     | 1,195,238                    | 2.44                  |                                       |                              |                       |
| <b>Total for Other frozen finfish</b>          | <b>4,253,442</b>            | <b>8,214,213</b>             |                       | <b>239,311</b>                        | <b>385,499</b>               |                       |
| <b>Other invertebrate</b>                      |                             |                              |                       |                                       |                              |                       |
| <i>Other Molluscs, Live, Chilled or Frozen</i> | 5,570                       | 161,505                      | 29.00                 |                                       |                              |                       |
| <b>Total for Other invertebrate</b>            | <b>5,570</b>                | <b>161,505</b>               |                       |                                       |                              |                       |
| <b>Other Molluscs</b>                          |                             |                              |                       |                                       |                              |                       |
| <i>Other Molluscs, Live, Chilled or Frozen</i> | 468                         | 7,585                        | 16.21                 |                                       |                              |                       |
| <b>Total for Other Molluscs</b>                | <b>468</b>                  | <b>7,585</b>                 |                       |                                       |                              |                       |
| <b>Oysters</b>                                 |                             |                              |                       |                                       |                              |                       |
| <i>Oysters, Chilled or Frozen</i>              | 89,636                      | 645,989                      | 7.21                  | 499                                   | 4,877                        | 9.77                  |
| <b>Total for Oysters</b>                       | <b>89,636</b>               | <b>645,989</b>               |                       | <b>499</b>                            | <b>4,877</b>                 |                       |
| <b>Paua</b>                                    |                             |                              |                       |                                       |                              |                       |
| <i>Other Molluscs, Live, Chilled or Frozen</i> | 632                         | 34,059                       | 53.89                 |                                       |                              |                       |
| <b>Total for Paua</b>                          | <b>632</b>                  | <b>34,059</b>                |                       |                                       |                              |                       |
| <b>Rock Lobster</b>                            |                             |                              |                       |                                       |                              |                       |
| <i>Rock Lobster, Chilled Live</i>              | 490,229                     | 38,875,424                   | 79.30                 | 87,846                                | 5,901,784                    | 67.18                 |
| <i>Rock Lobster, Frozen Tails</i>              | 30                          | 1,906                        | 63.53                 |                                       |                              |                       |
| <i>Rock Lobster, Frozen Whole</i>              | 480                         | 8,587                        | 17.89                 |                                       |                              |                       |
| <b>Total for Rock Lobster</b>                  | <b>490,739</b>              | <b>38,885,917</b>            |                       | <b>87,846</b>                         | <b>5,901,784</b>             |                       |
| <b>Salmon, Other</b>                           |                             |                              |                       |                                       |                              |                       |
| <i>Finfish, Frozen Headed and Guttled</i>      | 91,250                      | 988,869                      | 10.84                 | 18,250                                | 196,405                      | 10.76                 |
| <b>Total for Salmon, Other</b>                 | <b>91,250</b>               | <b>988,869</b>               |                       | <b>18,250</b>                         | <b>196,405</b>               |                       |
| <b>Salmonidae</b>                              |                             |                              |                       |                                       |                              |                       |
| <i>Finfish, Frozen Fillets</i>                 | 40                          | 880                          | 22.00                 |                                       |                              |                       |
| <b>Total for Salmonidae</b>                    | <b>40</b>                   | <b>880</b>                   |                       |                                       |                              |                       |
| <b>Scallops</b>                                |                             |                              |                       |                                       |                              |                       |
| <i>Other Molluscs, Live, Chilled or Frozen</i> | 200                         | 7,020                        | 35.10                 |                                       |                              |                       |
| <b>Total for Scallops</b>                      | <b>200</b>                  | <b>7,020</b>                 |                       |                                       |                              |                       |
| <b>Sea Bass</b>                                |                             |                              |                       |                                       |                              |                       |
| <i>Finfish, Frozen Other form</i>              | 26,833                      | 115,141                      | 4.29                  |                                       |                              |                       |
| <i>Finfish, Frozen Whole</i>                   | 188,552                     | 486,672                      | 2.58                  |                                       |                              |                       |

| <b>NETT</b>                              | <b>Jan 2010 -- Dec 2010</b> |                              |                       | <b>Month-to-Date: December - 2010</b> |                              |                       |
|--|-----------------------------|------------------------------|-----------------------|---------------------------------------|------------------------------|-----------------------|
|  | <b>Weight<br/>(kg)</b>      | <b>FOB* Value<br/>(\$NZ)</b> | <b>Unit<br/>Value</b> | <b>Weight<br/>(kg)</b>                | <b>FOB* Value<br/>(\$NZ)</b> | <b>Unit<br/>Value</b> |
| <b>China, Peoples Republic Of</b>        |                             |                              |                       |                                       |                              |                       |
| Total for Sea Bass                       | 215,385                     | 601,813                      |                       |                                       |                              |                       |
| <b>Shrimps &amp; Prawns</b>              |                             |                              |                       |                                       |                              |                       |
| Other Crustacea, Live, Chilled or Frozen | 4,196                       | 112,680                      | 26.85                 |                                       |                              |                       |
| Total for Shrimps & Prawns               | 4,196                       | 112,680                      |                       |                                       |                              |                       |
| <b>Skate</b>                             |                             |                              |                       |                                       |                              |                       |
| Finfish, Frozen Fillets                  | 4,438                       | 14,171                       | 3.19                  |                                       |                              |                       |
| Total for Skate                          | 4,438                       | 14,171                       |                       |                                       |                              |                       |
| <b>Snapper</b>                           |                             |                              |                       |                                       |                              |                       |
| Finfish, Chilled Whole                   | 200                         | 1,813                        | 9.07                  |                                       |                              |                       |
| Finfish, Frozen Whole                    | 57,050                      | 149,432                      | 2.62                  | 14,590                                | 54,391                       | 3.73                  |
| Total for Snapper                        | 57,250                      | 151,245                      |                       | 14,590                                | 54,391                       |                       |
| <b>Sole, Lemon</b>                       |                             |                              |                       |                                       |                              |                       |
| Finfish, Frozen Whole                    | 36,170                      | 193,893                      | 5.36                  |                                       |                              |                       |
| Total for Sole, Lemon                    | 36,170                      | 193,893                      |                       |                                       |                              |                       |
| <b>Sole, New Zealand</b>                 |                             |                              |                       |                                       |                              |                       |
| Finfish, Frozen Whole                    | 75,540                      | 357,095                      | 4.73                  |                                       |                              |                       |
| Total for Sole, New Zealand              | 75,540                      | 357,095                      |                       |                                       |                              |                       |
| <b>Southern Blue Whiting</b>             |                             |                              |                       |                                       |                              |                       |
| Finfish, Frozen Headed and Guttled       | 7,911,737                   | 5,996,419                    | 0.76                  | 471,080                               | 146,769                      | 0.31                  |
| Finfish, Frozen Other form               | 4,453,031                   | 7,478,300                    | 1.68                  | 416,848                               | 615,907                      | 1.48                  |
| Finfish, Frozen Whole                    | 84,000                      | 134,491                      | 1.60                  |                                       |                              |                       |
| Total for Southern Blue Whiting          | 12,448,768                  | 13,609,210                   |                       | 887,928                               | 762,676                      |                       |
| <b>Squid</b>                             |                             |                              |                       |                                       |                              |                       |
| Squid, Frozen HG                         | 431,332                     | 1,301,425                    | 3.02                  |                                       |                              |                       |
| Squid, Frozen Other Form                 | 5,709                       | 18,930                       | 3.32                  |                                       |                              |                       |
| Squid, Frozen Tubes/Steaks               | 20,275                      | 80,663                       | 3.98                  |                                       |                              |                       |
| Squid, Frozen Whole                      | 7,229,176                   | 19,164,184                   | 2.65                  |                                       |                              |                       |
| Squid, Frz Heads&Tentacles               | 237,223                     | 818,458                      | 3.45                  |                                       |                              |                       |
| Total for Squid                          | 7,923,715                   | 21,383,660                   |                       |                                       |                              |                       |
| <b>Tarakihi</b>                          |                             |                              |                       |                                       |                              |                       |
| Finfish, Frozen Headed and Guttled       | 460                         | 696                          | 1.51                  |                                       |                              |                       |
| Finfish, Frozen Whole                    | 15,260                      | 27,675                       | 1.81                  |                                       |                              |                       |
| Total for Tarakihi                       | 15,720                      | 28,371                       |                       |                                       |                              |                       |
| <b>Warehou, Blue</b>                     |                             |                              |                       |                                       |                              |                       |
| Finfish, Frozen Headed and Guttled       | 72,960                      | 186,316                      | 2.55                  | 19,824                                | 59,867                       | 3.02                  |
| Finfish, Frozen Other form               | 39,216                      | 83,117                       | 2.12                  | 6,720                                 | 19,052                       | 2.84                  |
| Total for Warehou, Blue                  | 112,176                     | 269,433                      |                       | 26,544                                | 78,919                       |                       |
| <b>Warehou, Other</b>                    |                             |                              |                       |                                       |                              |                       |
| Finfish, Frozen Headed and Guttled       | 437,764                     | 3,528,154                    | 8.06                  | 123,720                               | 1,038,131                    | 8.39                  |
| Finfish, Frozen Other form               | 38,447                      | 277,893                      | 7.23                  | 8,208                                 | 79,536                       | 9.69                  |

| <i>NETT</i>                               | <i>Jan 2010 -- Dec 2010</i> |                              |                       | <i>Month-to-Date: December - 2010</i> |                              |                       |
|---|-----------------------------|------------------------------|-----------------------|---------------------------------------|------------------------------|-----------------------|
|   | <i>Weight<br/>(kg)</i>      | <i>FOB* Value<br/>(\$NZ)</i> | <i>Unit<br/>Value</i> | <i>Weight<br/>(kg)</i>                | <i>FOB* Value<br/>(\$NZ)</i> | <i>Unit<br/>Value</i> |
| <b>China, Peoples Republic Of</b>         |                             |                              |                       |                                       |                              |                       |
| <b>Total for Warehou, Other</b>           | 476,211                     | 3,806,047                    |                       | 131,928                               | 1,117,667                    |                       |
| <b>Warehou, Silver</b>                    |                             |                              |                       |                                       |                              |                       |
| <i>Finfish, Frozen Fillets</i>            | 949                         | 3,268                        | 3.44                  |                                       |                              |                       |
| <i>Finfish, Frozen Headed and Guttred</i> | 605,745                     | 2,064,008                    | 3.41                  | 159,722                               | 592,999                      | 3.71                  |
| <i>Finfish, Frozen Other form</i>         | 481,860                     | 1,660,951                    | 3.45                  | 50,712                                | 192,129                      | 3.79                  |
| <i>Finfish, Frozen Whole</i>              | 17,928                      | 66,211                       | 3.69                  |                                       |                              |                       |
| <b>Total for Warehou, Silver</b>          | 1,106,482                   | 3,794,438                    |                       | 210,434                               | 785,128                      |                       |
| <b>Total for China, Peoples Republi</b>   | 76,418,587                  | 200,057,173                  |                       | 4,699,190                             | 15,795,000                   |                       |

| <i>NETT</i>                     | <i>Jan 2010 -- Dec 2010</i> |                              |                       | <i>Month-to-Date: December - 2010</i> |                              |                       |
|---------------------------------|-----------------------------|------------------------------|-----------------------|---------------------------------------|------------------------------|-----------------------|
|                                 | <i>Weight<br/>(kg)</i>      | <i>FOB* Value<br/>(\$NZ)</i> | <i>Unit<br/>Value</i> | <i>Weight<br/>(kg)</i>                | <i>FOB* Value<br/>(\$NZ)</i> | <i>Unit<br/>Value</i> |
| <b>Colombia</b>                 |                             |                              |                       |                                       |                              |                       |
| <b>Mackerel, Jack</b>           |                             |                              |                       |                                       |                              |                       |
| <i>Finfish, Frozen Whole</i>    | 15,120                      | 13,321                       | 0.88                  |                                       |                              |                       |
| <b>Total for Mackerel, Jack</b> | 15,120                      | 13,321                       |                       |                                       |                              |                       |
| <b>Mussels</b>                  |                             |                              |                       |                                       |                              |                       |
| <i>Mussels, HS Frozen</i>       | 6,532                       | 29,458                       | 4.51                  |                                       |                              |                       |
| <b>Total for Mussels</b>        | 6,532                       | 29,458                       |                       |                                       |                              |                       |
| <b>Total for Colombia</b>       | 21,652                      | 42,779                       |                       |                                       |                              |                       |

| <i>NETT</i>                     | <i>Jan 2010 -- Dec 2010</i> |                        |                                 | <i>Month-to-Date: December - 2010</i> |                        |                                 |
|---------------------------------|-----------------------------|------------------------|---------------------------------|---------------------------------------|------------------------|---------------------------------|
|                                 | <i>Weight<br/>(kg)</i>      | <i>FOB*<br/>(\$NZ)</i> | <i>Value<br/>Unit<br/>Value</i> | <i>Weight<br/>(kg)</i>                | <i>FOB*<br/>(\$NZ)</i> | <i>Value<br/>Unit<br/>Value</i> |
| <b>Comoros</b>                  |                             |                        |                                 |                                       |                        |                                 |
| <b>Mackerel, Jack</b>           |                             |                        |                                 |                                       |                        |                                 |
| <i>Finfish, Frozen Whole</i>    | 81,180                      | 101,363                | 1.25                            |                                       |                        |                                 |
| <b>Total for Mackerel, Jack</b> | <b>81,180</b>               | <b>101,363</b>         |                                 |                                       |                        |                                 |
| <b>Total for Comoros</b>        | <b>81,180</b>               | <b>101,363</b>         |                                 |                                       |                        |                                 |

| <i>NETT</i>                       | <i>Jan 2010 -- Dec 2010</i> |                                  |                       | <i>Month-to-Date: December - 2010</i> |                                  |                       |
|-----------------------------------|-----------------------------|----------------------------------|-----------------------|---------------------------------------|----------------------------------|-----------------------|
|                                   | <i>Weight<br/>(kg)</i>      | <i>FOB*<br/>Value<br/>(\$NZ)</i> | <i>Unit<br/>Value</i> | <i>Weight<br/>(kg)</i>                | <i>FOB*<br/>Value<br/>(\$NZ)</i> | <i>Unit<br/>Value</i> |
| <b>Congo</b>                      |                             |                                  |                       |                                       |                                  |                       |
| <b>Kahawai</b>                    |                             |                                  |                       |                                       |                                  |                       |
| <i>Finfish, Frozen Whole</i>      | 27,000                      | 23,190                           | 0.86                  | 27,000                                | 23,190                           | 0.86                  |
| <b>Total for Kahawai</b>          | <b>27,000</b>               | <b>23,190</b>                    |                       | <b>27,000</b>                         | <b>23,190</b>                    |                       |
| <b>Mackerel, Jack</b>             |                             |                                  |                       |                                       |                                  |                       |
| <i>Finfish, Frozen Other form</i> | 27,000                      | 39,822                           | 1.47                  |                                       |                                  |                       |
| <i>Finfish, Frozen Whole</i>      | 753,440                     | 748,869                          | 0.99                  |                                       |                                  |                       |
| <b>Total for Mackerel, Jack</b>   | <b>780,440</b>              | <b>788,691</b>                   |                       |                                       |                                  |                       |
| <b>Total for Congo</b>            | <b>807,440</b>              | <b>811,881</b>                   |                       | <b>27,000</b>                         | <b>23,190</b>                    |                       |

| <b>NETT</b>                                     | <b>Jan 2010 -- Dec 2010</b> |                        |                       | <b>Month-to-Date: December - 2010</b> |                        |                       |
|---|-----------------------------|------------------------|-----------------------|---------------------------------------|------------------------|-----------------------|
|   | <b>Weight<br/>(kg)</b>      | <b>FOB*<br/>(\$NZ)</b> | <b>Value<br/>Unit</b> | <b>Weight<br/>(kg)</b>                | <b>FOB*<br/>(\$NZ)</b> | <b>Value<br/>Unit</b> |
| <b>Cook Islands</b>                             |                             |                        |                       |                                       |                        |                       |
| <b>Anchovies</b>                                |                             |                        |                       |                                       |                        |                       |
| <i>Finfish, Processed Cans or Jars, Whole o</i> | 21                          | 1,067                  | 50.81                 |                                       |                        |                       |
| <b>Total for Anchovies</b>                      | <b>21</b>                   | <b>1,067</b>           |                       |                                       |                        |                       |
| <b>Bluenose</b>                                 |                             |                        |                       |                                       |                        |                       |
| <i>Finfish, Frozen Fillets</i>                  | 50                          | 1,378                  | 27.56                 |                                       |                        |                       |
| <b>Total for Bluenose</b>                       | <b>50</b>                   | <b>1,378</b>           |                       |                                       |                        |                       |
| <b>Crab</b>                                     |                             |                        |                       |                                       |                        |                       |
| <i>Other Crustacea, Canned or otherwise p</i>   | 130                         | 1,431                  | 11.01                 |                                       |                        |                       |
| <i>Other Crustacea, Live, Chilled or Frozen</i> | 448                         | 3,741                  | 8.35                  |                                       |                        |                       |
| <b>Total for Crab</b>                           | <b>578</b>                  | <b>5,172</b>           |                       |                                       |                        |                       |
| <b>Crustaceans</b>                              |                             |                        |                       |                                       |                        |                       |
| <i>Other Crustacea, Canned or otherwise p</i>   | 923                         | 7,509                  | 8.14                  | 32                                    | 316                    | 9.88                  |
| <i>Other Crustacea, Live, Chilled or Frozen</i> | 1,695                       | 33,056                 | 19.50                 |                                       |                        |                       |
| <b>Total for Crustaceans</b>                    | <b>2,618</b>                | <b>40,565</b>          |                       | <b>32</b>                             | <b>316</b>             |                       |
| <b>Eels</b>                                     |                             |                        |                       |                                       |                        |                       |
| <i>Finfish, Processed Smoked</i>                | 1                           | 67                     | 67.00                 |                                       |                        |                       |
| <b>Total for Eels</b>                           | <b>1</b>                    | <b>67</b>              |                       |                                       |                        |                       |
| <b>Finfish extracts</b>                         |                             |                        |                       |                                       |                        |                       |
| <i>Finfish, Processed Other</i>                 | 121                         | 990                    | 8.18                  |                                       |                        |                       |
| <b>Total for Finfish extracts</b>               | <b>121</b>                  | <b>990</b>             |                       |                                       |                        |                       |
| <b>Finfish, minced blocks</b>                   |                             |                        |                       |                                       |                        |                       |
| <i>Finfish, Processed Other</i>                 | 250                         | 2,391                  | 9.56                  |                                       |                        |                       |
| <b>Total for Finfish, minced blocks</b>         | <b>250</b>                  | <b>2,391</b>           |                       |                                       |                        |                       |
| <b>Finfish, other fish meat</b>                 |                             |                        |                       |                                       |                        |                       |
| <i>Finfish, Processed Other</i>                 | 50                          | 281                    | 5.62                  |                                       |                        |                       |
| <b>Total for Finfish, other fish meat</b>       | <b>50</b>                   | <b>281</b>             |                       |                                       |                        |                       |
| <b>Fish cakes</b>                               |                             |                        |                       |                                       |                        |                       |
| <i>Finfish, Processed Other</i>                 | 420                         | 2,552                  | 6.08                  |                                       |                        |                       |
| <b>Total for Fish cakes</b>                     | <b>420</b>                  | <b>2,552</b>           |                       |                                       |                        |                       |
| <b>Fish fingers</b>                             |                             |                        |                       |                                       |                        |                       |
| <i>Finfish, Processed Other</i>                 | 2,018                       | 22,488                 | 11.14                 |                                       |                        |                       |
| <b>Total for Fish fingers</b>                   | <b>2,018</b>                | <b>22,488</b>          |                       |                                       |                        |                       |
| <b>Flounder</b>                                 |                             |                        |                       |                                       |                        |                       |
| <i>Finfish, Chilled Whole</i>                   | 148                         | 1,602                  | 10.82                 | 40                                    | 518                    | 12.95                 |
| <i>Finfish, Frozen Whole</i>                    | 263                         | 2,864                  | 10.89                 | 40                                    | 251                    | 6.28                  |
| <b>Total for Flounder</b>                       | <b>411</b>                  | <b>4,466</b>           |                       | <b>80</b>                             | <b>769</b>             |                       |
| <b>Gurnard</b>                                  |                             |                        |                       |                                       |                        |                       |
| <i>Finfish, Frozen Whole</i>                    | 40                          | 440                    | 11.00                 |                                       |                        |                       |

| <b>NETT</b> | <b>Jan 2010 -- Dec 2010</b> |                              |                       | <b>Month-to-Date: December - 2010</b> |                              |                       |
|-------------|-----------------------------|------------------------------|-----------------------|---------------------------------------|------------------------------|-----------------------|
|             | <b>Weight<br/>(kg)</b>      | <b>FOB* Value<br/>(\$NZ)</b> | <b>Unit<br/>Value</b> | <b>Weight<br/>(kg)</b>                | <b>FOB* Value<br/>(\$NZ)</b> | <b>Unit<br/>Value</b> |

### Cook Islands

|                   |    |     |  |  |  |  |
|-------------------|----|-----|--|--|--|--|
| Total for Gurnard | 40 | 440 |  |  |  |  |
|-------------------|----|-----|--|--|--|--|

### Hoki

|                         |    |     |      |  |  |  |
|-------------------------|----|-----|------|--|--|--|
| Finfish, Frozen Fillets | 71 | 541 | 7.62 |  |  |  |
|-------------------------|----|-----|------|--|--|--|

|                |    |     |  |  |  |  |
|----------------|----|-----|--|--|--|--|
| Total for Hoki | 71 | 541 |  |  |  |  |
|----------------|----|-----|--|--|--|--|

### John Dory

|                          |   |     |       |  |  |  |
|--------------------------|---|-----|-------|--|--|--|
| Finfish, Chilled Fillets | 5 | 183 | 36.60 |  |  |  |
|--------------------------|---|-----|-------|--|--|--|

|                     |   |     |  |  |  |  |
|---------------------|---|-----|--|--|--|--|
| Total for John Dory | 5 | 183 |  |  |  |  |
|---------------------|---|-----|--|--|--|--|

### KahBarrTuna pack other

|                           |     |       |       |    |       |       |
|---------------------------|-----|-------|-------|----|-------|-------|
| Finfish, Processed Packed | 203 | 5,205 | 25.64 | 40 | 1,292 | 32.30 |
|---------------------------|-----|-------|-------|----|-------|-------|

|                                |     |       |  |    |       |  |
|--------------------------------|-----|-------|--|----|-------|--|
| Total for KahBarrTuna pack oth | 203 | 5,205 |  | 40 | 1,292 |  |
|--------------------------------|-----|-------|--|----|-------|--|

### Livers and Roe

|                        |   |    |       |  |  |  |
|------------------------|---|----|-------|--|--|--|
| Finfish, Chilled Whole | 4 | 51 | 12.75 |  |  |  |
|------------------------|---|----|-------|--|--|--|

|                          |   |    |  |  |  |  |
|--------------------------|---|----|--|--|--|--|
| Total for Livers and Roe | 4 | 51 |  |  |  |  |
|--------------------------|---|----|--|--|--|--|

### Mackerel

|  |        |         |      |     |       |      |
|--|--------|---------|------|-----|-------|------|
| Finfish, Processed Cans or Jars, Whole o | 35,613 | 201,165 | 5.65 | 955 | 5,138 | 5.38 |
|--|--------|---------|------|-----|-------|------|

|                    |        |         |  |     |       |  |
|--------------------|--------|---------|--|-----|-------|--|
| Total for Mackerel | 35,613 | 201,165 |  | 955 | 5,138 |  |
|--------------------|--------|---------|--|-----|-------|--|

### Mussels

|                    |     |       |      |    |     |      |
|--------------------|-----|-------|------|----|-----|------|
| Mussels, HS Frozen | 840 | 7,620 | 9.07 | 74 | 670 | 9.05 |
|--------------------|-----|-------|------|----|-----|------|

|               |       |        |      |     |       |      |
|---------------|-------|--------|------|-----|-------|------|
| Mussels, Live | 4,351 | 15,226 | 3.50 | 590 | 3,218 | 5.45 |
|---------------|-------|--------|------|-----|-------|------|

|                            |    |     |      |  |  |  |
|----------------------------|----|-----|------|--|--|--|
| Mussels, Meat Chilled/Frsh | 18 | 113 | 6.28 |  |  |  |
|----------------------------|----|-----|------|--|--|--|

|                      |     |       |      |  |  |  |
|----------------------|-----|-------|------|--|--|--|
| Mussels, Meat Frozen | 970 | 7,578 | 7.81 |  |  |  |
|----------------------|-----|-------|------|--|--|--|

|                            |       |       |      |     |     |      |
|----------------------------|-------|-------|------|-----|-----|------|
| Mussels, Other not L/Ch/Fz | 1,737 | 5,377 | 3.10 | 220 | 675 | 3.07 |
|----------------------------|-------|-------|------|-----|-----|------|

|                           |     |       |      |    |     |      |
|---------------------------|-----|-------|------|----|-----|------|
| Mussels, Pre'ed/Marinated | 638 | 4,652 | 7.29 | 26 | 217 | 8.35 |
|---------------------------|-----|-------|------|----|-----|------|

|                        |     |     |      |  |  |  |
|------------------------|-----|-----|------|--|--|--|
| Mussels, Whole Chilled | 110 | 320 | 2.91 |  |  |  |
|------------------------|-----|-----|------|--|--|--|

|                       |     |       |      |  |  |  |
|-----------------------|-----|-------|------|--|--|--|
| Mussels, Whole Frozen | 320 | 1,611 | 5.03 |  |  |  |
|-----------------------|-----|-------|------|--|--|--|

|                   |       |        |  |     |       |  |
|-------------------|-------|--------|--|-----|-------|--|
| Total for Mussels | 8,984 | 42,497 |  | 910 | 4,780 |  |
|-------------------|-------|--------|--|-----|-------|--|

### Octopus

|   |     |       |      |  |  |  |
|---|-----|-------|------|--|--|--|
| Other Molluscs, Live, Chilled or Frozen | 158 | 1,188 | 7.52 |  |  |  |
|---|-----|-------|------|--|--|--|

|                   |     |       |  |  |  |  |
|-------------------|-----|-------|--|--|--|--|
| Total for Octopus | 158 | 1,188 |  |  |  |  |
|-------------------|-----|-------|--|--|--|--|

### Other chilled fillets

|                          |     |       |       |    |     |       |
|--------------------------|-----|-------|-------|----|-----|-------|
| Finfish, Chilled Fillets | 231 | 3,690 | 15.97 | 26 | 876 | 33.69 |
|--------------------------|-----|-------|-------|----|-----|-------|

|                                 |     |       |  |    |     |  |
|---------------------------------|-----|-------|--|----|-----|--|
| Total for Other chilled fillets | 231 | 3,690 |  | 26 | 876 |  |
|---------------------------------|-----|-------|--|----|-----|--|

### Other clams chilled

|   |    |     |       |  |  |  |
|---|----|-----|-------|--|--|--|
| Other Molluscs, Live, Chilled or Frozen | 13 | 735 | 56.54 |  |  |  |
|---|----|-----|-------|--|--|--|

|                               |    |     |  |  |  |  |
|-------------------------------|----|-----|--|--|--|--|
| Total for Other clams chilled | 13 | 735 |  |  |  |  |
|-------------------------------|----|-----|--|--|--|--|

### Other clams frozen

|   |     |     |      |  |  |  |
|---|-----|-----|------|--|--|--|
| Other Molluscs, Live, Chilled or Frozen | 100 | 880 | 8.80 |  |  |  |
|---|-----|-----|------|--|--|--|

|                              |     |     |  |  |  |  |
|------------------------------|-----|-----|--|--|--|--|
| Total for Other clams frozen | 100 | 880 |  |  |  |  |
|------------------------------|-----|-----|--|--|--|--|

### Other Crawfish, frozen



| <b>NETT</b>                                     | <b>Jan 2010 -- Dec 2010</b> |                              |                       | <b>Month-to-Date: December - 2010</b> |                              |                       |
|---|-----------------------------|------------------------------|-----------------------|---------------------------------------|------------------------------|-----------------------|
|   | <b>Weight<br/>(kg)</b>      | <b>FOB* Value<br/>(\$NZ)</b> | <b>Unit<br/>Value</b> | <b>Weight<br/>(kg)</b>                | <b>FOB* Value<br/>(\$NZ)</b> | <b>Unit<br/>Value</b> |
| <b>Cook Islands</b>                             |                             |                              |                       |                                       |                              |                       |
| <i>Other,</i>                                   | 198                         | 1,296                        | 6.55                  |                                       |                              |                       |
| <b>Total for Other Crawfish, frozen</b>         | <b>198</b>                  | <b>1,296</b>                 |                       |                                       |                              |                       |
| <b>Other Crustacea: Ch/Fzn</b>                  |                             |                              |                       |                                       |                              |                       |
| <i>Other Crustacea, Canned or otherwise p</i>   | 50                          | 349                          | 6.98                  |                                       |                              |                       |
| <i>Other Crustacea, Live, Chilled or Frozen</i> | 122                         | 4,279                        | 35.07                 |                                       |                              |                       |
| <b>Total for Other Crustacea: Ch/Fz</b>         | <b>172</b>                  | <b>4,628</b>                 |                       |                                       |                              |                       |
| <b>Other frozen finfish</b>                     |                             |                              |                       |                                       |                              |                       |
| <i>Finfish, Frozen Other form</i>               | 1,017                       | 3,356                        | 3.30                  | 1,017                                 | 3,356                        | 3.30                  |
| <i>Finfish, Frozen Whole</i>                    | 20                          | 242                          | 12.10                 |                                       |                              |                       |
| <b>Total for Other frozen finfish</b>           | <b>1,037</b>                | <b>3,598</b>                 |                       | <b>1,017</b>                          | <b>3,356</b>                 |                       |
| <b>Other Molluscs</b>                           |                             |                              |                       |                                       |                              |                       |
| <i>Other Molluscs, Canned or otherwise pr</i>   | 3,450                       | 24,946                       | 7.23                  |                                       |                              |                       |
| <b>Total for Other Molluscs</b>                 | <b>3,450</b>                | <b>24,946</b>                |                       |                                       |                              |                       |
| <b>Other preparations</b>                       |                             |                              |                       |                                       |                              |                       |
| <i>Other,</i>                                   | 288                         | 1,663                        | 5.77                  | 20                                    | 108                          | 5.40                  |
| <b>Total for Other preparations</b>             | <b>288</b>                  | <b>1,663</b>                 |                       | <b>20</b>                             | <b>108</b>                   |                       |
| <b>Other species can, jar</b>                   |                             |                              |                       |                                       |                              |                       |
| <i>Other,</i>                                   | 572                         | 3,769                        | 6.59                  |                                       |                              |                       |
| <b>Total for Other species can, jar</b>         | <b>572</b>                  | <b>3,769</b>                 |                       |                                       |                              |                       |
| <b>Oysters</b>                                  |                             |                              |                       |                                       |                              |                       |
| <i>Oysters, Chilled or Frozen</i>               | 4,833                       | 48,219                       | 9.98                  | 305                                   | 7,465                        | 24.48                 |
| <b>Total for Oysters</b>                        | <b>4,833</b>                | <b>48,219</b>                |                       | <b>305</b>                            | <b>7,465</b>                 |                       |
| <b>Pastes</b>                                   |                             |                              |                       |                                       |                              |                       |
| <i>Other,</i>                                   | 43                          | 982                          | 22.84                 |                                       |                              |                       |
| <b>Total for Pastes</b>                         | <b>43</b>                   | <b>982</b>                   |                       |                                       |                              |                       |
| <b>Paua</b>                                     |                             |                              |                       |                                       |                              |                       |
| <i>Other Molluscs, Live, Chilled or Frozen</i>  | 3                           | 313                          | 104.33                |                                       |                              |                       |
| <b>Total for Paua</b>                           | <b>3</b>                    | <b>313</b>                   |                       |                                       |                              |                       |
| <b>Prepared dinners</b>                         |                             |                              |                       |                                       |                              |                       |
| <i>Other,</i>                                   | 204                         | 234                          | 1.15                  |                                       |                              |                       |
| <b>Total for Prepared dinners</b>               | <b>204</b>                  | <b>234</b>                   |                       |                                       |                              |                       |
| <b>Rock Lobster</b>                             |                             |                              |                       |                                       |                              |                       |
| <i>Rock Lobster, Chilled Live</i>               | 100                         | 7,297                        | 72.97                 |                                       |                              |                       |
| <i>Rock Lobster, Frozen Whole</i>               | 321                         | 13,405                       | 41.76                 | 60                                    | 2,280                        | 38.00                 |
| <b>Total for Rock Lobster</b>                   | <b>421</b>                  | <b>20,702</b>                |                       | <b>60</b>                             | <b>2,280</b>                 |                       |
| <b>Salmon</b>                                   |                             |                              |                       |                                       |                              |                       |
| <i>Finfish, Processed Cans or Jars, Whole o</i> | 9,144                       | 67,519                       | 7.38                  | 668                                   | 3,903                        | 5.84                  |
| <b>Total for Salmon</b>                         | <b>9,144</b>                | <b>67,519</b>                |                       | <b>668</b>                            | <b>3,903</b>                 |                       |

| <b>NETT</b>                                     | <b>Jan 2010 -- Dec 2010</b> |                        |                                 | <b>Month-to-Date: December - 2010</b> |                        |                                 |
|---|-----------------------------|------------------------|---------------------------------|---------------------------------------|------------------------|---------------------------------|
|   | <b>Weight<br/>(kg)</b>      | <b>FOB*<br/>(\$NZ)</b> | <b>Value<br/>Unit<br/>Value</b> | <b>Weight<br/>(kg)</b>                | <b>FOB*<br/>(\$NZ)</b> | <b>Value<br/>Unit<br/>Value</b> |
| <b>Cook Islands</b>                             |                             |                        |                                 |                                       |                        |                                 |
| <b>Salmon, Other</b>                            |                             |                        |                                 |                                       |                        |                                 |
| <i>Finfish, Frozen Headed and Guttled</i>       | 11                          | 474                    | 43.09                           |                                       |                        |                                 |
| <b>Total for Salmon, Other</b>                  | <b>11</b>                   | <b>474</b>             |                                 |                                       |                        |                                 |
| <b>Salmon, Pacific</b>                          |                             |                        |                                 |                                       |                        |                                 |
| <i>Finfish, Chilled Headed and Guttled</i>      | 11                          | 405                    | 36.82                           |                                       |                        |                                 |
| <i>Finfish, Chilled Whole</i>                   | 983                         | 15,961                 | 16.24                           |                                       |                        |                                 |
| <b>Total for Salmon, Pacific</b>                | <b>994</b>                  | <b>16,366</b>          |                                 |                                       |                        |                                 |
| <b>Salmon, Sockeye</b>                          |                             |                        |                                 |                                       |                        |                                 |
| <i>Finfish, Frozen Headed and Guttled</i>       | 387                         | 6,485                  | 16.76                           | 255                                   | 3,005                  | 11.78                           |
| <b>Total for Salmon, Sockeye</b>                | <b>387</b>                  | <b>6,485</b>           |                                 | <b>255</b>                            | <b>3,005</b>           |                                 |
| <b>Salmonidae</b>                               |                             |                        |                                 |                                       |                        |                                 |
| <i>Finfish, Chilled Fillets</i>                 | 437                         | 14,847                 | 33.97                           | 28                                    | 833                    | 29.75                           |
| <i>Finfish, Frozen Fillets</i>                  | 218                         | 4,100                  | 18.81                           |                                       |                        |                                 |
| <b>Total for Salmonidae</b>                     | <b>655</b>                  | <b>18,947</b>          |                                 | <b>28</b>                             | <b>833</b>             |                                 |
| <b>Sardines</b>                                 |                             |                        |                                 |                                       |                        |                                 |
| <i>Finfish, Frozen Whole</i>                    | 2,807                       | 8,163                  | 2.91                            |                                       |                        |                                 |
| <i>Finfish, Processed Cans or Jars, Minced</i>  | 940                         | 8,110                  | 8.63                            |                                       |                        |                                 |
| <i>Finfish, Processed Cans or Jars, Whole o</i> | 1,353                       | 24,263                 | 17.93                           | 58                                    | 816                    | 14.07                           |
| <b>Total for Sardines</b>                       | <b>5,100</b>                | <b>40,536</b>          |                                 | <b>58</b>                             | <b>816</b>             |                                 |
| <b>Scallops</b>                                 |                             |                        |                                 |                                       |                        |                                 |
| <i>Other Molluscs, Canned or otherwise pr</i>   | 200                         | 3,430                  | 17.15                           |                                       |                        |                                 |
| <i>Other Molluscs, Live, Chilled or Frozen</i>  | 3,412                       | 53,513                 | 15.68                           | 183                                   | 1,378                  | 7.53                            |
| <b>Total for Scallops</b>                       | <b>3,612</b>                | <b>56,943</b>          |                                 | <b>183</b>                            | <b>1,378</b>           |                                 |
| <b>Shrimps &amp; Prawns</b>                     |                             |                        |                                 |                                       |                        |                                 |
| <i>Other Crustacea, Canned or otherwise p</i>   | 80                          | 1,504                  | 18.80                           |                                       |                        |                                 |
| <i>Other Crustacea, Live, Chilled or Frozen</i> | 21,546                      | 241,002                | 11.19                           | 1,749                                 | 16,809                 | 9.61                            |
| <b>Total for Shrimps &amp; Prawns</b>           | <b>21,626</b>               | <b>242,506</b>         |                                 | <b>1,749</b>                          | <b>16,809</b>          |                                 |
| <b>Snapper</b>                                  |                             |                        |                                 |                                       |                        |                                 |
| <i>Finfish, Chilled Fillets</i>                 | 522                         | 8,478                  | 16.24                           |                                       |                        |                                 |
| <i>Finfish, Chilled Whole</i>                   | 36                          | 428                    | 11.89                           |                                       |                        |                                 |
| <i>Finfish, Frozen Fillets</i>                  | 70                          | 1,455                  | 20.79                           |                                       |                        |                                 |
| <i>Finfish, Frozen Other form</i>               | 71                          | 950                    | 13.38                           |                                       |                        |                                 |
| <i>Finfish, Frozen Whole</i>                    | 531                         | 6,356                  | 11.97                           | 33                                    | 401                    | 12.15                           |
| <b>Total for Snapper</b>                        | <b>1,230</b>                | <b>17,667</b>          |                                 | <b>33</b>                             | <b>401</b>             |                                 |
| <b>Spiny Dogfish</b>                            |                             |                        |                                 |                                       |                        |                                 |
| <i>Finfish, Frozen Other form</i>               | 800                         | 7,320                  | 9.15                            |                                       |                        |                                 |
| <b>Total for Spiny Dogfish</b>                  | <b>800</b>                  | <b>7,320</b>           |                                 |                                       |                        |                                 |
| <b>Squid</b>                                    |                             |                        |                                 |                                       |                        |                                 |
| <i>Squid, Frozen HG</i>                         | 200                         | 1,235                  | 6.18                            |                                       |                        |                                 |
| <i>Squid, Frozen Other Form</i>                 | 33,218                      | 108,286                | 3.26                            |                                       |                        |                                 |
| <i>Squid, Frozen Tubes/Steaks</i>               | 1,128                       | 10,439                 | 9.25                            | 154                                   | 1,834                  | 11.91                           |

| <b>NETT</b>                                     | <b>Jan 2010 -- Dec 2010</b> |                              |                       | <b>Month-to-Date: December - 2010</b> |                              |                       |
|---|-----------------------------|------------------------------|-----------------------|---------------------------------------|------------------------------|-----------------------|
|   | <b>Weight<br/>(kg)</b>      | <b>FOB* Value<br/>(\$NZ)</b> | <b>Unit<br/>Value</b> | <b>Weight<br/>(kg)</b>                | <b>FOB* Value<br/>(\$NZ)</b> | <b>Unit<br/>Value</b> |
| <b>Cook Islands</b>                             |                             |                              |                       |                                       |                              |                       |
| <i>Squid, Frozen Whole</i>                      | 30                          | 284                          | 9.47                  |                                       |                              |                       |
| <i>Squid, Other not chl/frz</i>                 | 200                         | 1,581                        | 7.91                  |                                       |                              |                       |
| <b>Total for Squid</b>                          | <b>34,776</b>               | <b>121,825</b>               |                       | <b>154</b>                            | <b>1,834</b>                 |                       |
| <b>Surimi, Other species</b>                    |                             |                              |                       |                                       |                              |                       |
| <i>Finfish, Surimi Other</i>                    | 538                         | 3,405                        | 6.33                  | 96                                    | 653                          | 6.80                  |
| <b>Total for Surimi, Other species</b>          | <b>538</b>                  | <b>3,405</b>                 |                       | <b>96</b>                             | <b>653</b>                   |                       |
| <b>Tuna, Albacore/Longfinned</b>                |                             |                              |                       |                                       |                              |                       |
| <i>Finfish, Frozen Whole</i>                    | 10,550                      | 47,008                       | 4.46                  |                                       |                              |                       |
| <b>Total for Tuna, Albacore/Longfin</b>         | <b>10,550</b>               | <b>47,008</b>                |                       |                                       |                              |                       |
| <b>Tuna, Bluefin</b>                            |                             |                              |                       |                                       |                              |                       |
| <i>Finfish, Chilled Other form</i>              | 8                           | 297                          | 37.13                 |                                       |                              |                       |
| <b>Total for Tuna, Bluefin</b>                  | <b>8</b>                    | <b>297</b>                   |                       |                                       |                              |                       |
| <b>Tuna, Yellowfin</b>                          |                             |                              |                       |                                       |                              |                       |
| <i>Finfish, Processed Cans or Jars, Whole o</i> | 11,349                      | 111,102                      | 9.79                  | 424                                   | 4,432                        | 10.45                 |
| <b>Total for Tuna, Yellowfin</b>                | <b>11,349</b>               | <b>111,102</b>               |                       | <b>424</b>                            | <b>4,432</b>                 |                       |
| <b>Total for Cook Islands</b>                   | <b>163,961</b>              | <b>1,206,742</b>             |                       | <b>7,093</b>                          | <b>60,444</b>                |                       |

| <b>NETT</b>                                   | <b>Jan 2010 -- Dec 2010</b> |                              |                       | <b>Month-to-Date: December - 2010</b> |                              |                       |
|---|-----------------------------|------------------------------|-----------------------|---------------------------------------|------------------------------|-----------------------|
|   | <b>Weight<br/>(kg)</b>      | <b>FOB* Value<br/>(\$NZ)</b> | <b>Unit<br/>Value</b> | <b>Weight<br/>(kg)</b>                | <b>FOB* Value<br/>(\$NZ)</b> | <b>Unit<br/>Value</b> |
| <b>Costa Rica</b>                             |                             |                              |                       |                                       |                              |                       |
| <b>Fish fingers</b>                           |                             |                              |                       |                                       |                              |                       |
| <i>Finfish, Processed Other</i>               | 2,004                       | 7,860                        | 3.92                  |                                       |                              |                       |
| <b>Total for Fish fingers</b>                 | <b>2,004</b>                | <b>7,860</b>                 |                       |                                       |                              |                       |
| <b>Mussels</b>                                |                             |                              |                       |                                       |                              |                       |
| <i>Mussels, HS Frozen</i>                     | 19,491                      | 90,196                       | 4.63                  |                                       |                              |                       |
| <b>Total for Mussels</b>                      | <b>19,491</b>               | <b>90,196</b>                |                       |                                       |                              |                       |
| <b>Other Molluscs</b>                         |                             |                              |                       |                                       |                              |                       |
| <i>Other Molluscs, Canned or otherwise pr</i> | 3,000                       | 14,726                       | 4.91                  |                                       |                              |                       |
| <b>Total for Other Molluscs</b>               | <b>3,000</b>                | <b>14,726</b>                |                       |                                       |                              |                       |
| <b>Other preparations</b>                     |                             |                              |                       |                                       |                              |                       |
| <i>Other,</i>                                 | 2,700                       | 10,379                       | 3.84                  |                                       |                              |                       |
| <b>Total for Other preparations</b>           | <b>2,700</b>                | <b>10,379</b>                |                       |                                       |                              |                       |
| <b>Total for Costa Rica</b>                   | <b>27,195</b>               | <b>123,161</b>               |                       |                                       |                              |                       |

| <i>NETT</i>                     | <i>Jan 2010 -- Dec 2010</i> |                              |                       | <i>Month-to-Date: December - 2010</i> |                              |                       |
|---------------------------------|-----------------------------|------------------------------|-----------------------|---------------------------------------|------------------------------|-----------------------|
|                                 | <i>Weight<br/>(kg)</i>      | <i>FOB* Value<br/>(\$NZ)</i> | <i>Unit<br/>Value</i> | <i>Weight<br/>(kg)</i>                | <i>FOB* Value<br/>(\$NZ)</i> | <i>Unit<br/>Value</i> |
| <b>Cote D'Ivoire</b>            |                             |                              |                       |                                       |                              |                       |
| <b>Kahawai</b>                  |                             |                              |                       |                                       |                              |                       |
| <i>Finfish, Frozen Whole</i>    | 297,000                     | 238,279                      | 0.80                  | 27,000                                | 23,142                       | 0.86                  |
| <b>Total for Kahawai</b>        | <b>297,000</b>              | <b>238,279</b>               |                       | <b>27,000</b>                         | <b>23,142</b>                |                       |
| <b>Mackerel, Jack</b>           |                             |                              |                       |                                       |                              |                       |
| <i>Finfish, Frozen Whole</i>    | 945,000                     | 930,828                      | 0.99                  | 108,000                               | 116,312                      | 1.08                  |
| <b>Total for Mackerel, Jack</b> | <b>945,000</b>              | <b>930,828</b>               |                       | <b>108,000</b>                        | <b>116,312</b>               |                       |
| <b>Total for Cote D'Ivoire</b>  | <b>1,242,000</b>            | <b>1,169,107</b>             |                       | <b>135,000</b>                        | <b>139,454</b>               |                       |

| <i>NETT</i>                              | <i>Jan 2010 -- Dec 2010</i> |                              |                       | <i>Month-to-Date: December - 2010</i> |                              |                       |
|--|-----------------------------|------------------------------|-----------------------|---------------------------------------|------------------------------|-----------------------|
|  | <i>Weight<br/>(kg)</i>      | <i>FOB* Value<br/>(\$NZ)</i> | <i>Unit<br/>Value</i> | <i>Weight<br/>(kg)</i>                | <i>FOB* Value<br/>(\$NZ)</i> | <i>Unit<br/>Value</i> |
| <b>Croatia</b>                           |                             |                              |                       |                                       |                              |                       |
| <b>Fish meal fit for human</b>           |                             |                              |                       |                                       |                              |                       |
| <i>Finfish, Processed Other</i>          | 350                         | 28,158                       | 80.45                 |                                       |                              |                       |
| <b>Total for Fish meal fit for human</b> | <b>350</b>                  | <b>28,158</b>                |                       |                                       |                              |                       |
| <b>Mackerel, Jack</b>                    |                             |                              |                       |                                       |                              |                       |
| <i>Finfish, Frozen Whole</i>             | 20                          | 18                           | 0.90                  |                                       |                              |                       |
| <b>Total for Mackerel, Jack</b>          | <b>20</b>                   | <b>18</b>                    |                       |                                       |                              |                       |
| <b>Squid</b>                             |                             |                              |                       |                                       |                              |                       |
| <i>Squid, Frozen Whole</i>               | 725,730                     | 1,630,508                    | 2.25                  |                                       |                              |                       |
| <b>Total for Squid</b>                   | <b>725,730</b>              | <b>1,630,508</b>             |                       |                                       |                              |                       |
| <b>Total for Croatia</b>                 | <b>726,100</b>              | <b>1,658,684</b>             |                       |                                       |                              |                       |

| <i>NETT</i>                     | <i>Jan 2010 -- Dec 2010</i> |                              |                       | <i>Month-to-Date: December - 2010</i> |                              |                       |
|---------------------------------|-----------------------------|------------------------------|-----------------------|---------------------------------------|------------------------------|-----------------------|
|                                 | <i>Weight<br/>(kg)</i>      | <i>FOB* Value<br/>(\$NZ)</i> | <i>Unit<br/>Value</i> | <i>Weight<br/>(kg)</i>                | <i>FOB* Value<br/>(\$NZ)</i> | <i>Unit<br/>Value</i> |
| <b>Cuba</b>                     |                             |                              |                       |                                       |                              |                       |
| <b>Mackerel, Blue</b>           |                             |                              |                       |                                       |                              |                       |
| <i>Finfish, Frozen Whole</i>    | 25                          | 8                            | 0.32                  |                                       |                              |                       |
| <b>Total for Mackerel, Blue</b> | 25                          | 8                            |                       |                                       |                              |                       |
| <b>Mackerel, Jack</b>           |                             |                              |                       |                                       |                              |                       |
| <i>Finfish, Frozen Whole</i>    | 102,000                     | 92,085                       | 0.90                  |                                       |                              |                       |
| <b>Total for Mackerel, Jack</b> | 102,000                     | 92,085                       |                       |                                       |                              |                       |
| <b>Total for Cuba</b>           | 102,025                     | 92,093                       |                       |                                       |                              |                       |

| <b>NETT</b>                               | <b>Jan 2010 -- Dec 2010</b> |                        |                       | <b>Month-to-Date: December - 2010</b> |                        |                       |
|---|-----------------------------|------------------------|-----------------------|---------------------------------------|------------------------|-----------------------|
|   | <b>Weight<br/>(kg)</b>      | <b>FOB*<br/>(\$NZ)</b> | <b>Value<br/>Unit</b> | <b>Weight<br/>(kg)</b>                | <b>FOB*<br/>(\$NZ)</b> | <b>Value<br/>Unit</b> |
| <b>Cyprus</b>                             |                             |                        |                       |                                       |                        |                       |
| <b>Fish cakes</b>                         |                             |                        |                       |                                       |                        |                       |
| <i>Finfish, Processed Other</i>           | 2,172                       | 7,210                  | 3.32                  |                                       |                        |                       |
| <b>Total for Fish cakes</b>               | <b>2,172</b>                | <b>7,210</b>           |                       |                                       |                        |                       |
| <b>Fish fingers</b>                       |                             |                        |                       |                                       |                        |                       |
| <i>Finfish, Processed Other</i>           | 6,230                       | 20,364                 | 3.27                  |                                       |                        |                       |
| <b>Total for Fish fingers</b>             | <b>6,230</b>                | <b>20,364</b>          |                       |                                       |                        |                       |
| <b>Gurnard</b>                            |                             |                        |                       |                                       |                        |                       |
| <i>Finfish, Chilled Whole</i>             | 21                          | 147                    | 7.00                  |                                       |                        |                       |
| <b>Total for Gurnard</b>                  | <b>21</b>                   | <b>147</b>             |                       |                                       |                        |                       |
| <b>Hoki</b>                               |                             |                        |                       |                                       |                        |                       |
| <i>Finfish, Frozen Fillets</i>            | 145,575                     | 863,151                | 5.93                  | 2,750                                 | 14,793                 | 5.38                  |
| <b>Total for Hoki</b>                     | <b>145,575</b>              | <b>863,151</b>         |                       | <b>2,750</b>                          | <b>14,793</b>          |                       |
| <b>John Dory</b>                          |                             |                        |                       |                                       |                        |                       |
| <i>Finfish, Chilled Whole</i>             | 708                         | 10,093                 | 14.26                 |                                       |                        |                       |
| <b>Total for John Dory</b>                | <b>708</b>                  | <b>10,093</b>          |                       |                                       |                        |                       |
| <b>Ling</b>                               |                             |                        |                       |                                       |                        |                       |
| <i>Finfish, Frozen Headed and Guttled</i> | 31                          | 177                    | 5.71                  |                                       |                        |                       |
| <b>Total for Ling</b>                     | <b>31</b>                   | <b>177</b>             |                       |                                       |                        |                       |
| <b>Monkfish (Stargazer)</b>               |                             |                        |                       |                                       |                        |                       |
| <i>Finfish, Frozen Headed and Guttled</i> | 800                         | 3,935                  | 4.92                  |                                       |                        |                       |
| <b>Total for Monkfish (Stargazer)</b>     | <b>800</b>                  | <b>3,935</b>           |                       |                                       |                        |                       |
| <b>Mussels</b>                            |                             |                        |                       |                                       |                        |                       |
| <i>Mussels, HS Frozen</i>                 | 116,091                     | 528,661                | 4.55                  | 1,634                                 | 7,640                  | 4.68                  |
| <b>Total for Mussels</b>                  | <b>116,091</b>              | <b>528,661</b>         |                       | <b>1,634</b>                          | <b>7,640</b>           |                       |
| <b>Other Fish Packed</b>                  |                             |                        |                       |                                       |                        |                       |
| <i>Other,</i>                             | 177,146                     | 1,078,058              | 6.09                  | 6,862                                 | 38,361                 | 5.59                  |
| <b>Total for Other Fish Packed</b>        | <b>177,146</b>              | <b>1,078,058</b>       |                       | <b>6,862</b>                          | <b>38,361</b>          |                       |
| <b>Other preparations</b>                 |                             |                        |                       |                                       |                        |                       |
| <i>Other,</i>                             | 61,847                      | 280,710                | 4.54                  | 9,822                                 | 42,809                 | 4.36                  |
| <b>Total for Other preparations</b>       | <b>61,847</b>               | <b>280,710</b>         |                       | <b>9,822</b>                          | <b>42,809</b>          |                       |
| <b>Oysters</b>                            |                             |                        |                       |                                       |                        |                       |
| <i>Oysters, Chilled or Frozen</i>         | 1,000                       | 5,360                  | 5.36                  |                                       |                        |                       |
| <b>Total for Oysters</b>                  | <b>1,000</b>                | <b>5,360</b>           |                       |                                       |                        |                       |
| <b>Skate</b>                              |                             |                        |                       |                                       |                        |                       |
| <i>Finfish, Frozen Fillets</i>            | 250                         | 881                    | 3.52                  |                                       |                        |                       |
| <b>Total for Skate</b>                    | <b>250</b>                  | <b>881</b>             |                       |                                       |                        |                       |
| <b>Snapper</b>                            |                             |                        |                       |                                       |                        |                       |



| <b>NETT</b>                   | <i>Jan 2010 -- Dec 2010</i> |                              |                       | <i>Month-to-Date: December - 2010</i> |                              |                       |
|-------------------------------|-----------------------------|------------------------------|-----------------------|---------------------------------------|------------------------------|-----------------------|
|                               | <i>Weight<br/>(kg)</i>      | <i>FOB* Value<br/>(\$NZ)</i> | <i>Unit<br/>Value</i> | <i>Weight<br/>(kg)</i>                | <i>FOB* Value<br/>(\$NZ)</i> | <i>Unit<br/>Value</i> |
| <b>Cyprus</b>                 |                             |                              |                       |                                       |                              |                       |
| <i>Finfish, Chilled Whole</i> | 20,515                      | 256,381                      | 12.50                 | 781                                   | 8,983                        | 11.50                 |
| <i>Finfish, Frozen Whole</i>  | 10,830                      | 71,478                       | 6.60                  |                                       |                              |                       |
| <b>Total for Snapper</b>      | <b>31,345</b>               | <b>327,859</b>               |                       | <b>781</b>                            | <b>8,983</b>                 |                       |
| <b>Sole, Lemon</b>            |                             |                              |                       |                                       |                              |                       |
| <i>Finfish, Frozen Whole</i>  | 1,020                       | 5,700                        | 5.59                  | 1,000                                 | 5,597                        | 5.60                  |
| <b>Total for Sole, Lemon</b>  | <b>1,020</b>                | <b>5,700</b>                 |                       | <b>1,000</b>                          | <b>5,597</b>                 |                       |
| <b>Total for Cyprus</b>       | <b>544,236</b>              | <b>3,132,306</b>             |                       | <b>22,849</b>                         | <b>118,183</b>               |                       |

| <b>NETT</b>                                  | <b>Jan 2010 -- Dec 2010</b> |                              |                       | <b>Month-to-Date: December - 2010</b> |                              |                       |
|--|-----------------------------|------------------------------|-----------------------|---------------------------------------|------------------------------|-----------------------|
|  | <b>Weight<br/>(kg)</b>      | <b>FOB* Value<br/>(\$NZ)</b> | <b>Unit<br/>Value</b> | <b>Weight<br/>(kg)</b>                | <b>FOB* Value<br/>(\$NZ)</b> | <b>Unit<br/>Value</b> |
| <b>Denmark</b>                               |                             |                              |                       |                                       |                              |                       |
| <b>Extracts &amp; Juices of Aq V</b>         |                             |                              |                       |                                       |                              |                       |
| <i>Other,</i>                                | 4,370                       | 444,350                      | 101.68                |                                       |                              |                       |
| <b>Total for Extracts &amp; Juices of Aq</b> | <b>4,370</b>                | <b>444,350</b>               |                       |                                       |                              |                       |
| <b>Hoki</b>                                  |                             |                              |                       |                                       |                              |                       |
| <i>Finfish, Frozen Fillets</i>               | 6,405                       | 32,578                       | 5.09                  |                                       |                              |                       |
| <b>Total for Hoki</b>                        | <b>6,405</b>                | <b>32,578</b>                |                       |                                       |                              |                       |
| <b>Livers and Roe</b>                        |                             |                              |                       |                                       |                              |                       |
| <i>Finfish, Frozen Whole</i>                 | 82,250                      | 176,914                      | 2.15                  |                                       |                              |                       |
| <b>Total for Livers and Roe</b>              | <b>82,250</b>               | <b>176,914</b>               |                       |                                       |                              |                       |
| <b>Mussels</b>                               |                             |                              |                       |                                       |                              |                       |
| <i>Mussels, Freeze-dried pwd</i>             | 1,640                       | 146,500                      | 89.33                 |                                       |                              |                       |
| <i>Mussels, HS Frozen</i>                    | 269,032                     | 1,159,987                    | 4.31                  | 69,276                                | 337,301                      | 4.87                  |
| <i>Mussels, Meat Frozen</i>                  | 24,920                      | 127,934                      | 5.13                  |                                       |                              |                       |
| <i>Mussels, Powder in capsule</i>            | 2,300                       | 221,400                      | 96.26                 |                                       |                              |                       |
| <b>Total for Mussels</b>                     | <b>297,892</b>              | <b>1,655,821</b>             |                       | <b>69,276</b>                         | <b>337,301</b>               |                       |
| <b>Orange Roughy</b>                         |                             |                              |                       |                                       |                              |                       |
| <i>Finfish, Frozen Fillets</i>               | 4,000                       | 74,912                       | 18.73                 | 4,000                                 | 74,912                       | 18.73                 |
| <b>Total for Orange Roughy</b>               | <b>4,000</b>                | <b>74,912</b>                |                       | <b>4,000</b>                          | <b>74,912</b>                |                       |
| <b>Oreo Dory, Black</b>                      |                             |                              |                       |                                       |                              |                       |
| <i>Finfish, Frozen Fillets</i>               | 27,210                      | 259,152                      | 9.52                  |                                       |                              |                       |
| <b>Total for Oreo Dory, Black</b>            | <b>27,210</b>               | <b>259,152</b>               |                       |                                       |                              |                       |
| <b>Oreo Dory, Smooth</b>                     |                             |                              |                       |                                       |                              |                       |
| <i>Finfish, Frozen Fillets</i>               | 73,300                      | 502,933                      | 6.86                  | 22,290                                | 153,915                      | 6.91                  |
| <b>Total for Oreo Dory, Smooth</b>           | <b>73,300</b>               | <b>502,933</b>               |                       | <b>22,290</b>                         | <b>153,915</b>               |                       |
| <b>Oysters</b>                               |                             |                              |                       |                                       |                              |                       |
| <i>Oysters, Chilled or Frozen</i>            | 1,080                       | 14,519                       | 13.44                 |                                       |                              |                       |
| <b>Total for Oysters</b>                     | <b>1,080</b>                | <b>14,519</b>                |                       |                                       |                              |                       |
| <b>Snapper</b>                               |                             |                              |                       |                                       |                              |                       |
| <i>Finfish, Frozen Whole</i>                 | 3,831                       | 15,284                       | 3.99                  |                                       |                              |                       |
| <b>Total for Snapper</b>                     | <b>3,831</b>                | <b>15,284</b>                |                       |                                       |                              |                       |
| <b>Total for Denmark</b>                     | <b>500,338</b>              | <b>3,176,463</b>             |                       | <b>95,566</b>                         | <b>566,128</b>               |                       |

| <i>NETT</i>                               | <i>Jan 2010 -- Dec 2010</i> |                              |                       | <i>Month-to-Date: December - 2010</i> |                              |                       |
|---|-----------------------------|------------------------------|-----------------------|---------------------------------------|------------------------------|-----------------------|
|   | <i>Weight<br/>(kg)</i>      | <i>FOB* Value<br/>(\$NZ)</i> | <i>Unit<br/>Value</i> | <i>Weight<br/>(kg)</i>                | <i>FOB* Value<br/>(\$NZ)</i> | <i>Unit<br/>Value</i> |
| <b>Dominican Republic</b>                 |                             |                              |                       |                                       |                              |                       |
| <b>Hoki</b>                               |                             |                              |                       |                                       |                              |                       |
| <i>Finfish, Frozen Headed and Guttled</i> | 24,924                      | 52,990                       | 2.13                  |                                       |                              |                       |
| <b>Total for Hoki</b>                     | 24,924                      | 52,990                       |                       |                                       |                              |                       |
| <b>Mussels</b>                            |                             |                              |                       |                                       |                              |                       |
| <i>Mussels, HS Frozen</i>                 | 185,566                     | 899,971                      | 4.85                  | 40,203                                | 209,812                      | 5.22                  |
| <b>Total for Mussels</b>                  | 185,566                     | 899,971                      |                       | 40,203                                | 209,812                      |                       |
| <b>Total for Dominican Republic</b>       | 210,490                     | 952,961                      |                       | 40,203                                | 209,812                      |                       |

| <b>NETT</b>                       | <i>Jan 2010 -- Dec 2010</i> |                              |                       | <i>Month-to-Date: December - 2010</i> |                              |                       |
|-----------------------------------|-----------------------------|------------------------------|-----------------------|---------------------------------------|------------------------------|-----------------------|
|                                   | <i>Weight<br/>(kg)</i>      | <i>FOB* Value<br/>(\$NZ)</i> | <i>Unit<br/>Value</i> | <i>Weight<br/>(kg)</i>                | <i>FOB* Value<br/>(\$NZ)</i> | <i>Unit<br/>Value</i> |
| <b>Egypt</b>                      |                             |                              |                       |                                       |                              |                       |
| <b>Hoki</b>                       |                             |                              |                       |                                       |                              |                       |
| <i>Finfish, Frozen Fillets</i>    | 14,004                      | 71,748                       | 5.12                  |                                       |                              |                       |
| <b>Total for Hoki</b>             | <b>14,004</b>               | <b>71,748</b>                |                       |                                       |                              |                       |
| <b>Mackerel, Jack</b>             |                             |                              |                       |                                       |                              |                       |
| <i>Finfish, Frozen Whole</i>      | 135,000                     | 114,875                      | 0.85                  |                                       |                              |                       |
| <b>Total for Mackerel, Jack</b>   | <b>135,000</b>              | <b>114,875</b>               |                       |                                       |                              |                       |
| <b>Mussels</b>                    |                             |                              |                       |                                       |                              |                       |
| <i>Mussels, HS Frozen</i>         | 42,552                      | 165,585                      | 3.89                  |                                       |                              |                       |
| <b>Total for Mussels</b>          | <b>42,552</b>               | <b>165,585</b>               |                       |                                       |                              |                       |
| <b>Oysters</b>                    |                             |                              |                       |                                       |                              |                       |
| <i>Oysters, Chilled or Frozen</i> | 371                         | 3,951                        | 10.65                 |                                       |                              |                       |
| <b>Total for Oysters</b>          | <b>371</b>                  | <b>3,951</b>                 |                       |                                       |                              |                       |
| <b>Snapper</b>                    |                             |                              |                       |                                       |                              |                       |
| <i>Finfish, Frozen Whole</i>      | 1,500                       | 8,085                        | 5.39                  |                                       |                              |                       |
| <b>Total for Snapper</b>          | <b>1,500</b>                | <b>8,085</b>                 |                       |                                       |                              |                       |
| <b>Total for Egypt</b>            | <b>193,427</b>              | <b>364,244</b>               |                       |                                       |                              |                       |

| <i>NETT</i>                        | <i>Jan 2010 -- Dec 2010</i> |                              |                       | <i>Month-to-Date: December - 2010</i> |                              |                       |
|------------------------------------|-----------------------------|------------------------------|-----------------------|---------------------------------------|------------------------------|-----------------------|
|                                    | <i>Weight<br/>(kg)</i>      | <i>FOB* Value<br/>(\$NZ)</i> | <i>Unit<br/>Value</i> | <i>Weight<br/>(kg)</i>                | <i>FOB* Value<br/>(\$NZ)</i> | <i>Unit<br/>Value</i> |
| <b>Equatorial Guinea</b>           |                             |                              |                       |                                       |                              |                       |
| <b>Kahawai</b>                     |                             |                              |                       |                                       |                              |                       |
| <i>Finfish, Frozen Whole</i>       | 162,000                     | 120,208                      | 0.74                  |                                       |                              |                       |
| <b>Total for Kahawai</b>           | <b>162,000</b>              | <b>120,208</b>               |                       |                                       |                              |                       |
| <b>Mackerel, Jack</b>              |                             |                              |                       |                                       |                              |                       |
| <i>Finfish, Frozen Other form</i>  | 16,800                      | 15,065                       | 0.90                  |                                       |                              |                       |
| <b>Total for Mackerel, Jack</b>    | <b>16,800</b>               | <b>15,065</b>                |                       |                                       |                              |                       |
| <b>Total for Equatorial Guinea</b> | <b>178,800</b>              | <b>135,273</b>               |                       |                                       |                              |                       |

| <i>NETT</i>                             | <i>Jan 2010 -- Dec 2010</i> |                              |                       | <i>Month-to-Date: December - 2010</i> |                              |                       |
|---|-----------------------------|------------------------------|-----------------------|---------------------------------------|------------------------------|-----------------------|
|   | <i>Weight<br/>(kg)</i>      | <i>FOB* Value<br/>(\$NZ)</i> | <i>Unit<br/>Value</i> | <i>Weight<br/>(kg)</i>                | <i>FOB* Value<br/>(\$NZ)</i> | <i>Unit<br/>Value</i> |
| <b>Estonia</b>                          |                             |                              |                       |                                       |                              |                       |
| <b>Finfish, fillet blocks</b>           |                             |                              |                       |                                       |                              |                       |
| <i>Finfish, Processed Other</i>         | 51,390                      | 82,512                       | 1.61                  |                                       |                              |                       |
| <b>Total for Finfish, fillet blocks</b> | <b>51,390</b>               | <b>82,512</b>                |                       |                                       |                              |                       |
| <b>Finfish, minced blocks</b>           |                             |                              |                       |                                       |                              |                       |
| <i>Finfish, Processed Other</i>         | 377,941                     | 580,968                      | 1.54                  | 20,273                                | 23,076                       | 1.14                  |
| <b>Total for Finfish, minced blocks</b> | <b>377,941</b>              | <b>580,968</b>               |                       | <b>20,273</b>                         | <b>23,076</b>                |                       |
| <b>Total for Estonia</b>                | <b>429,331</b>              | <b>663,480</b>               |                       | <b>20,273</b>                         | <b>23,076</b>                |                       |

| <b>NETT</b>                                     | <b>Jan 2010 -- Dec 2010</b> |                        |                       | <b>Month-to-Date: December - 2010</b> |                        |                       |
|---|-----------------------------|------------------------|-----------------------|---------------------------------------|------------------------|-----------------------|
|   | <b>Weight<br/>(kg)</b>      | <b>FOB*<br/>(\$NZ)</b> | <b>Value<br/>Unit</b> | <b>Weight<br/>(kg)</b>                | <b>FOB*<br/>(\$NZ)</b> | <b>Value<br/>Unit</b> |
| <b>Fiji</b>                                     |                             |                        |                       |                                       |                        |                       |
| <b>Anchovies</b>                                |                             |                        |                       |                                       |                        |                       |
| <i>Finfish, Processed Cans or Jars, Whole o</i> | 1                           | 168                    | 168.00                |                                       |                        |                       |
| <b>Total for Anchovies</b>                      | <b>1</b>                    | <b>168</b>             |                       |                                       |                        |                       |
| <b>Crab</b>                                     |                             |                        |                       |                                       |                        |                       |
| <i>Other Crustacea, Canned or otherwise p</i>   | 6                           | 174                    | 29.00                 |                                       |                        |                       |
| <i>Other Crustacea, Live, Chilled or Frozen</i> | 0                           | 58                     |                       |                                       |                        |                       |
| <b>Total for Crab</b>                           | <b>6</b>                    | <b>232</b>             |                       |                                       |                        |                       |
| <b>Crustaceans</b>                              |                             |                        |                       |                                       |                        |                       |
| <i>Other Crustacea, Canned or otherwise p</i>   | 200                         | 2,456                  | 12.28                 | 200                                   | 2,456                  | 12.28                 |
| <i>Other Crustacea, Live, Chilled or Frozen</i> | 0                           | 10                     |                       |                                       |                        |                       |
| <b>Total for Crustaceans</b>                    | <b>200</b>                  | <b>2,466</b>           |                       | <b>200</b>                            | <b>2,456</b>           |                       |
| <b>Fish cakes</b>                               |                             |                        |                       |                                       |                        |                       |
| <i>Finfish, Processed Other</i>                 | 10,898                      | 35,385                 | 3.25                  | 906                                   | 2,449                  | 2.70                  |
| <b>Total for Fish cakes</b>                     | <b>10,898</b>               | <b>35,385</b>          |                       | <b>906</b>                            | <b>2,449</b>           |                       |
| <b>Fish meal fit for human</b>                  |                             |                        |                       |                                       |                        |                       |
| <i>Finfish, Processed Other</i>                 | 10,350                      | 64,399                 | 6.22                  | 5,350                                 | 37,551                 | 7.02                  |
| <b>Total for Fish meal fit for human</b>        | <b>10,350</b>               | <b>64,399</b>          |                       | <b>5,350</b>                          | <b>37,551</b>          |                       |
| <b>Groper</b>                                   |                             |                        |                       |                                       |                        |                       |
| <i>Finfish, Chilled Fillets</i>                 | 2                           | 67                     | 33.50                 |                                       |                        |                       |
| <b>Total for Groper</b>                         | <b>2</b>                    | <b>67</b>              |                       |                                       |                        |                       |
| <b>Hoki</b>                                     |                             |                        |                       |                                       |                        |                       |
| <i>Finfish, Frozen Fillets</i>                  | 144                         | 1,169                  | 8.12                  |                                       |                        |                       |
| <i>Finfish, Frozen Whole</i>                    | 96                          | 779                    | 8.11                  |                                       |                        |                       |
| <b>Total for Hoki</b>                           | <b>240</b>                  | <b>1,948</b>           |                       |                                       |                        |                       |
| <b>Livers and Roe</b>                           |                             |                        |                       |                                       |                        |                       |
| <i>Finfish, Chilled Whole</i>                   | 1                           | 297                    | 297.00                |                                       |                        |                       |
| <b>Total for Livers and Roe</b>                 | <b>1</b>                    | <b>297</b>             |                       |                                       |                        |                       |
| <b>Mackerel</b>                                 |                             |                        |                       |                                       |                        |                       |
| <i>Finfish, Processed Cans or Jars, Whole o</i> | 26                          | 264                    | 10.15                 | 26                                    | 264                    | 10.15                 |
| <b>Total for Mackerel</b>                       | <b>26</b>                   | <b>264</b>             |                       | <b>26</b>                             | <b>264</b>             |                       |
| <b>Mackerel, Blue</b>                           |                             |                        |                       |                                       |                        |                       |
| <i>Finfish, Frozen Whole</i>                    | 402,225                     | 438,332                | 1.09                  |                                       |                        |                       |
| <b>Total for Mackerel, Blue</b>                 | <b>402,225</b>              | <b>438,332</b>         |                       |                                       |                        |                       |
| <b>Mackerel, Jack</b>                           |                             |                        |                       |                                       |                        |                       |
| <i>Finfish, Frozen Headed and Guttled</i>       | 86,600                      | 158,062                | 1.83                  |                                       |                        |                       |
| <i>Finfish, Frozen Other form</i>               | 67,840                      | 103,301                | 1.52                  |                                       |                        |                       |
| <i>Finfish, Frozen Whole</i>                    | 121,705                     | 117,298                | 0.96                  |                                       |                        |                       |
| <b>Total for Mackerel, Jack</b>                 | <b>276,145</b>              | <b>378,661</b>         |                       |                                       |                        |                       |

| <b>NETT</b>                                    | <b>Jan 2010 -- Dec 2010</b> |                              |                       | <b>Month-to-Date: December - 2010</b> |                              |                       |
|--|-----------------------------|------------------------------|-----------------------|---------------------------------------|------------------------------|-----------------------|
|  | <b>Weight<br/>(kg)</b>      | <b>FOB* Value<br/>(\$NZ)</b> | <b>Unit<br/>Value</b> | <b>Weight<br/>(kg)</b>                | <b>FOB* Value<br/>(\$NZ)</b> | <b>Unit<br/>Value</b> |
| <b>Fiji</b>                                    |                             |                              |                       |                                       |                              |                       |
| <b>Mussels</b>                                 |                             |                              |                       |                                       |                              |                       |
| <i>Mussels, HS Frozen</i>                      | 13,134                      | 75,829                       | 5.77                  |                                       |                              |                       |
| <i>Mussels, Live</i>                           | 256                         | 953                          | 3.72                  | 32                                    | 120                          | 3.75                  |
| <i>Mussels, Meat Frozen</i>                    | 2,030                       | 16,227                       | 7.99                  |                                       |                              |                       |
| <i>Mussels, Whole Frozen</i>                   | 20                          | 865                          | 43.25                 |                                       |                              |                       |
| <b>Total for Mussels</b>                       | <b>15,440</b>               | <b>93,874</b>                |                       | <b>32</b>                             | <b>120</b>                   |                       |
| <b>Octopus</b>                                 |                             |                              |                       |                                       |                              |                       |
| <i>Other Molluscs, Live, Chilled or Frozen</i> | 900                         | 6,277                        | 6.97                  | 100                                   | 716                          | 7.16                  |
| <b>Total for Octopus</b>                       | <b>900</b>                  | <b>6,277</b>                 |                       | <b>100</b>                            | <b>716</b>                   |                       |
| <b>Other Crustacea: Ch/Fzn</b>                 |                             |                              |                       |                                       |                              |                       |
| <i>Other Crustacea, Canned or otherwise p</i>  | 2,625                       | 2,671                        | 1.02                  |                                       |                              |                       |
| <b>Total for Other Crustacea: Ch/Fz</b>        | <b>2,625</b>                | <b>2,671</b>                 |                       |                                       |                              |                       |
| <b>Other frozen fillets</b>                    |                             |                              |                       |                                       |                              |                       |
| <i>Finfish, Frozen Fillets</i>                 | 44                          | 579                          | 13.16                 | 24                                    | 189                          | 7.88                  |
| <b>Total for Other frozen fillets</b>          | <b>44</b>                   | <b>579</b>                   |                       | <b>24</b>                             | <b>189</b>                   |                       |
| <b>Other frozen finfish</b>                    |                             |                              |                       |                                       |                              |                       |
| <i>Finfish, Frozen Other form</i>              | 2                           | 23                           | 11.50                 |                                       |                              |                       |
| <b>Total for Other frozen finfish</b>          | <b>2</b>                    | <b>23</b>                    |                       |                                       |                              |                       |
| <b>Other invertebrate</b>                      |                             |                              |                       |                                       |                              |                       |
| <i>Other Molluscs, Live, Chilled or Frozen</i> | 2,510                       | 15,590                       | 6.21                  | 100                                   | 755                          | 7.55                  |
| <b>Total for Other invertebrate</b>            | <b>2,510</b>                | <b>15,590</b>                |                       | <b>100</b>                            | <b>755</b>                   |                       |
| <b>Other preparations</b>                      |                             |                              |                       |                                       |                              |                       |
| <i>Other,</i>                                  | 200                         | 790                          | 3.95                  | 200                                   | 790                          | 3.95                  |
| <b>Total for Other preparations</b>            | <b>200</b>                  | <b>790</b>                   |                       | <b>200</b>                            | <b>790</b>                   |                       |
| <b>Oysters</b>                                 |                             |                              |                       |                                       |                              |                       |
| <i>Oysters, Chilled or Frozen</i>              | 6,513                       | 44,708                       | 6.86                  | 2,238                                 | 15,582                       | 6.96                  |
| <b>Total for Oysters</b>                       | <b>6,513</b>                | <b>44,708</b>                |                       | <b>2,238</b>                          | <b>15,582</b>                |                       |
| <b>Rock Lobster</b>                            |                             |                              |                       |                                       |                              |                       |
| <i>Rock Lobster, Frozen Tails</i>              | 27                          | 3,214                        | 119.04                |                                       |                              |                       |
| <i>Rock Lobster, Frozen Whole</i>              | 99                          | 11,212                       | 113.25                | 45                                    | 5,660                        | 125.78                |
| <b>Total for Rock Lobster</b>                  | <b>126</b>                  | <b>14,426</b>                |                       | <b>45</b>                             | <b>5,660</b>                 |                       |
| <b>Salmon</b>                                  |                             |                              |                       |                                       |                              |                       |
| <i>Finfish, Processed Other</i>                | 30                          | 1,467                        | 48.90                 | 30                                    | 1,467                        | 48.90                 |
| <b>Total for Salmon</b>                        | <b>30</b>                   | <b>1,467</b>                 |                       | <b>30</b>                             | <b>1,467</b>                 |                       |
| <b>Salmon, Other</b>                           |                             |                              |                       |                                       |                              |                       |
| <i>Finfish, Frozen Other form</i>              | 1,367                       | 26,031                       | 19.04                 | 45                                    | 2,223                        | 49.40                 |
| <b>Total for Salmon, Other</b>                 | <b>1,367</b>                | <b>26,031</b>                |                       | <b>45</b>                             | <b>2,223</b>                 |                       |
| <b>Salmon, Pacific</b>                         |                             |                              |                       |                                       |                              |                       |



| <b>NETT</b>                                     | <b>Jan 2010 -- Dec 2010</b> |                              |                       | <b>Month-to-Date: December - 2010</b> |                              |                       |
|---|-----------------------------|------------------------------|-----------------------|---------------------------------------|------------------------------|-----------------------|
|   | <b>Weight<br/>(kg)</b>      | <b>FOB* Value<br/>(\$NZ)</b> | <b>Unit<br/>Value</b> | <b>Weight<br/>(kg)</b>                | <b>FOB* Value<br/>(\$NZ)</b> | <b>Unit<br/>Value</b> |
| <b>Fiji</b>                                     |                             |                              |                       |                                       |                              |                       |
| <i>Finfish, Chilled Headed and Guttled</i>      | 67                          | 2,148                        | 32.06                 | 44                                    | 1,432                        | 32.55                 |
| <i>Finfish, Chilled Whole</i>                   | 467                         | 8,268                        | 17.70                 | 52                                    | 965                          | 18.56                 |
| <b>Total for Salmon, Pacific</b>                | <b>534</b>                  | <b>10,416</b>                |                       | <b>96</b>                             | <b>2,397</b>                 |                       |
| <b>Scallops</b>                                 |                             |                              |                       |                                       |                              |                       |
| <i>Other Molluscs, Live, Chilled or Frozen</i>  | 3,459                       | 56,136                       | 16.23                 | 815                                   | 13,475                       | 16.53                 |
| <b>Total for Scallops</b>                       | <b>3,459</b>                | <b>56,136</b>                |                       | <b>815</b>                            | <b>13,475</b>                |                       |
| <b>Shrimps &amp; Prawns</b>                     |                             |                              |                       |                                       |                              |                       |
| <i>Other Crustacea, Live, Chilled or Frozen</i> | 22,301                      | 256,812                      | 11.52                 | 1,437                                 | 18,883                       | 13.14                 |
| <b>Total for Shrimps &amp; Prawns</b>           | <b>22,301</b>               | <b>256,812</b>               |                       | <b>1,437</b>                          | <b>18,883</b>                |                       |
| <b>Snapper</b>                                  |                             |                              |                       |                                       |                              |                       |
| <i>Finfish, Chilled Fillets</i>                 | 2                           | 252                          | 126.00                |                                       |                              |                       |
| <i>Finfish, Frozen Whole</i>                    | 14,924                      | 19,551                       | 1.31                  |                                       |                              |                       |
| <b>Total for Snapper</b>                        | <b>14,926</b>               | <b>19,803</b>                |                       |                                       |                              |                       |
| <b>Squid</b>                                    |                             |                              |                       |                                       |                              |                       |
| <i>Squid, Chilled Other Form</i>                | 4,240                       | 22,763                       | 5.37                  | 750                                   | 4,225                        | 5.63                  |
| <i>Squid, Frozen Other Form</i>                 | 279                         | 2,104                        | 7.54                  | 108                                   | 570                          | 5.28                  |
| <i>Squid, Frozen Tubes/Steaks</i>               | 6,674                       | 42,815                       | 6.42                  |                                       |                              |                       |
| <i>Squid, Frozen Whole</i>                      | 600                         | 4,140                        | 6.90                  |                                       |                              |                       |
| <i>Squid, Other not chl/frz</i>                 | 200                         | 1,160                        | 5.80                  |                                       |                              |                       |
| <b>Total for Squid</b>                          | <b>11,993</b>               | <b>72,982</b>                |                       | <b>858</b>                            | <b>4,795</b>                 |                       |
| <b>Surimi, Other species</b>                    |                             |                              |                       |                                       |                              |                       |
| <i>Finfish, Surimi Other</i>                    | 4,040                       | 20,123                       | 4.98                  |                                       |                              |                       |
| <b>Total for Surimi, Other species</b>          | <b>4,040</b>                | <b>20,123</b>                |                       |                                       |                              |                       |
| <b>Trevally</b>                                 |                             |                              |                       |                                       |                              |                       |
| <i>Finfish, Frozen Whole</i>                    | 31,720                      | 59,776                       | 1.88                  | 15,500                                | 21,923                       | 1.41                  |
| <b>Total for Trevally</b>                       | <b>31,720</b>               | <b>59,776</b>                |                       | <b>15,500</b>                         | <b>21,923</b>                |                       |
| <b>Tuna, Bluefin</b>                            |                             |                              |                       |                                       |                              |                       |
| <i>Finfish, Chilled Other form</i>              | 1                           | 22                           | 22.00                 |                                       |                              |                       |
| <b>Total for Tuna, Bluefin</b>                  | <b>1</b>                    | <b>22</b>                    |                       |                                       |                              |                       |
| <b>Tuna, Skipjack</b>                           |                             |                              |                       |                                       |                              |                       |
| <i>Finfish, Chilled Other form</i>              | 3                           | 141                          | 47.00                 |                                       |                              |                       |
| <b>Total for Tuna, Skipjack</b>                 | <b>3</b>                    | <b>141</b>                   |                       |                                       |                              |                       |
| <b>Whitebait</b>                                |                             |                              |                       |                                       |                              |                       |
| <i>Finfish, Frozen Whole</i>                    | 55                          | 560                          | 10.18                 | 25                                    | 350                          | 14.00                 |
| <b>Total for Whitebait</b>                      | <b>55</b>                   | <b>560</b>                   |                       | <b>25</b>                             | <b>350</b>                   |                       |
| <b>Total for Fiji</b>                           | <b>818,883</b>              | <b>1,625,426</b>             |                       | <b>28,027</b>                         | <b>132,045</b>               |                       |

| <i>NETT</i>                      | <i>Jan 2010 -- Dec 2010</i> |                              |                       | <i>Month-to-Date: December - 2010</i> |                              |                       |
|----------------------------------|-----------------------------|------------------------------|-----------------------|---------------------------------------|------------------------------|-----------------------|
|                                  | <i>Weight<br/>(kg)</i>      | <i>FOB* Value<br/>(\$NZ)</i> | <i>Unit<br/>Value</i> | <i>Weight<br/>(kg)</i>                | <i>FOB* Value<br/>(\$NZ)</i> | <i>Unit<br/>Value</i> |
| <b>Finland</b>                   |                             |                              |                       |                                       |                              |                       |
| <b>Mussels</b>                   |                             |                              |                       |                                       |                              |                       |
| <i>Mussels, Freeze-dried pwd</i> | 1,100                       | 43,903                       | 39.91                 |                                       |                              |                       |
| <b>Total for Mussels</b>         | <b>1,100</b>                | <b>43,903</b>                |                       |                                       |                              |                       |
| <b>Total for Finland</b>         | <b>1,100</b>                | <b>43,903</b>                |                       |                                       |                              |                       |

| <b>NETT</b>                                   | <b>Jan 2010 -- Dec 2010</b> |                              |                       | <b>Month-to-Date: December - 2010</b> |                              |                       |
|---|-----------------------------|------------------------------|-----------------------|---------------------------------------|------------------------------|-----------------------|
|   | <b>Weight<br/>(kg)</b>      | <b>FOB* Value<br/>(\$NZ)</b> | <b>Unit<br/>Value</b> | <b>Weight<br/>(kg)</b>                | <b>FOB* Value<br/>(\$NZ)</b> | <b>Unit<br/>Value</b> |
| <b>France</b>                                 |                             |                              |                       |                                       |                              |                       |
| <b>Bluenose</b>                               |                             |                              |                       |                                       |                              |                       |
| <i>Finfish, Chilled Other form</i>            | 400                         | 6,270                        | 15.68                 | 400                                   | 6,270                        | 15.68                 |
| <b>Total for Bluenose</b>                     | <b>400</b>                  | <b>6,270</b>                 |                       | <b>400</b>                            | <b>6,270</b>                 |                       |
| <b>Cod, Red</b>                               |                             |                              |                       |                                       |                              |                       |
| <i>Finfish, Frozen Fillets</i>                | 42,520                      | 280,275                      | 6.59                  |                                       |                              |                       |
| <b>Total for Cod, Red</b>                     | <b>42,520</b>               | <b>280,275</b>               |                       |                                       |                              |                       |
| <b>Crustaceans</b>                            |                             |                              |                       |                                       |                              |                       |
| <i>Other Crustacea, Canned or otherwise p</i> | 1,000                       | 19,286                       | 19.29                 |                                       |                              |                       |
| <b>Total for Crustaceans</b>                  | <b>1,000</b>                | <b>19,286</b>                |                       |                                       |                              |                       |
| <b>Eels</b>                                   |                             |                              |                       |                                       |                              |                       |
| <i>Finfish, Frozen Other form</i>             | 15,000                      | 225,234                      | 15.02                 |                                       |                              |                       |
| <b>Total for Eels</b>                         | <b>15,000</b>               | <b>225,234</b>               |                       |                                       |                              |                       |
| <b>Finfish, fillet blocks</b>                 |                             |                              |                       |                                       |                              |                       |
| <i>Finfish, Processed Other</i>               | 2,978,833                   | 13,683,421                   | 4.59                  | 177,750                               | 797,970                      | 4.49                  |
| <b>Total for Finfish, fillet blocks</b>       | <b>2,978,833</b>            | <b>13,683,421</b>            |                       | <b>177,750</b>                        | <b>797,970</b>               |                       |
| <b>Finfish, minced blocks</b>                 |                             |                              |                       |                                       |                              |                       |
| <i>Finfish, Processed Other</i>               | 43,875                      | 89,477                       | 2.04                  |                                       |                              |                       |
| <b>Total for Finfish, minced blocks</b>       | <b>43,875</b>               | <b>89,477</b>                |                       |                                       |                              |                       |
| <b>Finfish, other fish meat</b>               |                             |                              |                       |                                       |                              |                       |
| <i>Finfish, Processed Other</i>               | 5,855                       | 19,205                       | 3.28                  |                                       |                              |                       |
| <b>Total for Finfish, other fish meat</b>     | <b>5,855</b>                | <b>19,205</b>                |                       |                                       |                              |                       |
| <b>Fish prod unfit for human</b>              |                             |                              |                       |                                       |                              |                       |
| <i>Finfish, Processed Other</i>               | 27,195                      | 184,142                      | 6.77                  |                                       |                              |                       |
| <b>Total for Fish prod unfit for hum</b>      | <b>27,195</b>               | <b>184,142</b>               |                       |                                       |                              |                       |
| <b>Gurnard</b>                                |                             |                              |                       |                                       |                              |                       |
| <i>Finfish, Chilled Whole</i>                 | 135                         | 3,117                        | 23.09                 | 135                                   | 3,117                        | 23.09                 |
| <b>Total for Gurnard</b>                      | <b>135</b>                  | <b>3,117</b>                 |                       | <b>135</b>                            | <b>3,117</b>                 |                       |
| <b>Hoki</b>                                   |                             |                              |                       |                                       |                              |                       |
| <i>Finfish, Frozen Fillets</i>                | 957,598                     | 5,500,797                    | 5.74                  | 153,047                               | 759,135                      | 4.96                  |
| <i>Finfish, Frozen Other form</i>             | 554,508                     | 1,572,711                    | 2.84                  | 115,575                               | 363,748                      | 3.15                  |
| <b>Total for Hoki</b>                         | <b>1,512,106</b>            | <b>7,073,508</b>             |                       | <b>268,622</b>                        | <b>1,122,883</b>             |                       |
| <b>John Dory</b>                              |                             |                              |                       |                                       |                              |                       |
| <i>Finfish, Chilled Headed and Guttled</i>    | 118                         | 210                          | 1.78                  | 118                                   | 210                          | 1.78                  |
| <b>Total for John Dory</b>                    | <b>118</b>                  | <b>210</b>                   |                       | <b>118</b>                            | <b>210</b>                   |                       |
| <b>Mussels</b>                                |                             |                              |                       |                                       |                              |                       |
| <i>Mussels, Freeze-dried pwd</i>              | 1,400                       | 59,053                       | 42.18                 |                                       |                              |                       |
| <i>Mussels, HS Frozen</i>                     | 532,382                     | 2,194,264                    | 4.12                  | 74,066                                | 383,031                      | 5.17                  |
| <i>Mussels, Meat Frozen</i>                   | 28                          | 158                          | 5.64                  |                                       |                              |                       |

| <b>NETT</b>                              | <b>Jan 2010 -- Dec 2010</b> |                              |                       | <b>Month-to-Date: December - 2010</b> |                              |                       |
|--|-----------------------------|------------------------------|-----------------------|---------------------------------------|------------------------------|-----------------------|
|  | <b>Weight<br/>(kg)</b>      | <b>FOB* Value<br/>(\$NZ)</b> | <b>Unit<br/>Value</b> | <b>Weight<br/>(kg)</b>                | <b>FOB* Value<br/>(\$NZ)</b> | <b>Unit<br/>Value</b> |
| <b>France</b>                            |                             |                              |                       |                                       |                              |                       |
| Total for Mussels                        | 533,810                     | 2,253,475                    |                       | 74,066                                | 383,031                      |                       |
| <b>Orange Roughy</b>                     |                             |                              |                       |                                       |                              |                       |
| Finfish, Frozen Fillets                  | 59,525                      | 1,201,041                    | 20.18                 | 18,000                                | 372,742                      | 20.71                 |
| Total for Orange Roughy                  | 59,525                      | 1,201,041                    |                       | 18,000                                | 372,742                      |                       |
| <b>Oreo Dory, Smooth</b>                 |                             |                              |                       |                                       |                              |                       |
| Finfish, Frozen Fillets                  | 138,905                     | 1,093,764                    | 7.87                  | 18,610                                | 141,181                      | 7.59                  |
| Total for Oreo Dory, Smooth              | 138,905                     | 1,093,764                    |                       | 18,610                                | 141,181                      |                       |
| <b>Other Molluscs</b>                    |                             |                              |                       |                                       |                              |                       |
| Other Molluscs, Live, Chilled or Frozen  | 1,200                       | 64,953                       | 54.13                 |                                       |                              |                       |
| Total for Other Molluscs                 | 1,200                       | 64,953                       |                       |                                       |                              |                       |
| <b>Paua</b>                              |                             |                              |                       |                                       |                              |                       |
| Other Molluscs, Canned or otherwise pr   | 2,652                       | 163,926                      | 61.81                 | 510                                   | 34,118                       | 66.90                 |
| Other Molluscs, Not Live/Chilled/Frozen  | 25                          | 1,029                        | 41.16                 |                                       |                              |                       |
| Total for Paua                           | 2,677                       | 164,955                      |                       | 510                                   | 34,118                       |                       |
| <b>Scallops</b>                          |                             |                              |                       |                                       |                              |                       |
| Other Molluscs, Live, Chilled or Frozen  | 11,500                      | 260,995                      | 22.70                 |                                       |                              |                       |
| Total for Scallops                       | 11,500                      | 260,995                      |                       |                                       |                              |                       |
| <b>Shrimps &amp; Prawns</b>              |                             |                              |                       |                                       |                              |                       |
| Other Crustacea, Live, Chilled or Frozen | 1,020                       | 43,422                       | 42.57                 | 510                                   | 20,454                       | 40.11                 |
| Total for Shrimps & Prawns               | 1,020                       | 43,422                       |                       | 510                                   | 20,454                       |                       |
| <b>Skate</b>                             |                             |                              |                       |                                       |                              |                       |
| Finfish, Frozen Fillets                  | 112,730                     | 391,059                      | 3.47                  | 4,445                                 | 15,787                       | 3.55                  |
| Total for Skate                          | 112,730                     | 391,059                      |                       | 4,445                                 | 15,787                       |                       |
| <b>Snapper</b>                           |                             |                              |                       |                                       |                              |                       |
| Finfish, Chilled Whole                   | 1,139                       | 26,808                       | 23.54                 | 1,139                                 | 26,808                       | 23.54                 |
| Total for Snapper                        | 1,139                       | 26,808                       |                       | 1,139                                 | 26,808                       |                       |
| <b>Sole, Lemon</b>                       |                             |                              |                       |                                       |                              |                       |
| Finfish, Frozen Whole                    | 10                          | 92                           | 9.20                  |                                       |                              |                       |
| Total for Sole, Lemon                    | 10                          | 92                           |                       |                                       |                              |                       |
| <b>Spiny Dogfish</b>                     |                             |                              |                       |                                       |                              |                       |
| Finfish, Frozen Headed and Guttled       | 95,260                      | 397,616                      | 4.17                  |                                       |                              |                       |
| Total for Spiny Dogfish                  | 95,260                      | 397,616                      |                       |                                       |                              |                       |
| <b>Trevally</b>                          |                             |                              |                       |                                       |                              |                       |
| Finfish, Frozen Fillets                  | 22,290                      | 47,169                       | 2.12                  |                                       |                              |                       |
| Finfish, Frozen Whole                    | 218,430                     | 488,780                      | 2.24                  |                                       |                              |                       |
| Total for Trevally                       | 240,720                     | 535,949                      |                       |                                       |                              |                       |
| <b>Total for France</b>                  | <b>5,825,533</b>            | <b>28,018,274</b>            |                       | <b>564,305</b>                        | <b>2,924,571</b>             |                       |

| <b>NETT</b> | <b>Jan 2010 -- Dec 2010</b> |                              |                       | <b>Month-to-Date: December - 2010</b> |                              |                       |
|-------------|-----------------------------|------------------------------|-----------------------|---------------------------------------|------------------------------|-----------------------|
|             | <b>Weight<br/>(kg)</b>      | <b>FOB* Value<br/>(\$NZ)</b> | <b>Unit<br/>Value</b> | <b>Weight<br/>(kg)</b>                | <b>FOB* Value<br/>(\$NZ)</b> | <b>Unit<br/>Value</b> |

## French Polynesia

### Alfonsino

|                              |           |           |      |  |  |  |
|------------------------------|-----------|-----------|------|--|--|--|
| <i>Finfish, Frozen Whole</i> | 10        | 93        | 9.30 |  |  |  |
| <b>Total for Alfonsino</b>   | <b>10</b> | <b>93</b> |      |  |  |  |

### Caviar

|                                 |           |              |       |           |              |       |
|---------------------------------|-----------|--------------|-------|-----------|--------------|-------|
| <i>Finfish, Processed Other</i> | 60        | 1,018        | 16.97 | 60        | 1,018        | 16.97 |
| <b>Total for Caviar</b>         | <b>60</b> | <b>1,018</b> |       | <b>60</b> | <b>1,018</b> |       |

### Cockles

|  |              |              |      |            |              |      |
|--|--------------|--------------|------|------------|--------------|------|
| <i>Other Molluscs, Live, Chilled or Frozen</i> | 1,470        | 7,727        | 5.26 | 560        | 2,494        | 4.45 |
| <b>Total for Cockles</b>                       | <b>1,470</b> | <b>7,727</b> |      | <b>560</b> | <b>2,494</b> |      |

### Crab

|   |            |            |      |  |  |  |
|---|------------|------------|------|--|--|--|
| <i>Other Crustacea, Canned or otherwise p</i> | 100        | 599        | 5.99 |  |  |  |
| <b>Total for Crab</b>                         | <b>100</b> | <b>599</b> |      |  |  |  |

### Fish cakes

|                                 |               |               |      |            |              |      |
|---------------------------------|---------------|---------------|------|------------|--------------|------|
| <i>Finfish, Processed Other</i> | 11,797        | 51,578        | 4.37 | 465        | 2,250        | 4.84 |
| <b>Total for Fish cakes</b>     | <b>11,797</b> | <b>51,578</b> |      | <b>465</b> | <b>2,250</b> |      |

### Fish meal fit for human

|  |           |            |       |  |  |  |
|--|-----------|------------|-------|--|--|--|
| <i>Finfish, Processed Other</i>          | 10        | 160        | 16.00 |  |  |  |
| <b>Total for Fish meal fit for human</b> | <b>10</b> | <b>160</b> |       |  |  |  |

### Fish prod unfit for human

|  |              |              |      |  |  |  |
|--|--------------|--------------|------|--|--|--|
| <i>Finfish, Processed Other</i>          | 1,348        | 1,765        | 1.31 |  |  |  |
| <b>Total for Fish prod unfit for hum</b> | <b>1,348</b> | <b>1,765</b> |      |  |  |  |

### Flounder

|  |              |               |       |            |              |       |
|--|--------------|---------------|-------|------------|--------------|-------|
| <i>Finfish, Chilled Headed and Guttled</i> | 3,021        | 31,449        | 10.41 | 165        | 1,702        | 10.32 |
| <i>Finfish, Chilled Whole</i>              | 2,082        | 32,922        | 15.81 | 330        | 3,840        | 11.64 |
| <i>Finfish, Frozen Headed and Guttled</i>  | 30           | 253           | 8.43  |            |              |       |
| <b>Total for Flounder</b>                  | <b>5,133</b> | <b>64,624</b> |       | <b>495</b> | <b>5,542</b> |       |

### Groper

|                                 |           |            |       |  |  |  |
|---------------------------------|-----------|------------|-------|--|--|--|
| <i>Finfish, Chilled Fillets</i> | 29        | 952        | 32.83 |  |  |  |
| <b>Total for Groper</b>         | <b>29</b> | <b>952</b> |       |  |  |  |

### Gurnard

|                                 |           |            |       |  |  |  |
|---------------------------------|-----------|------------|-------|--|--|--|
| <i>Finfish, Chilled Fillets</i> | 15        | 334        | 22.27 |  |  |  |
| <b>Total for Gurnard</b>        | <b>15</b> | <b>334</b> |       |  |  |  |

### Hoki

|                                |               |                |      |            |              |      |
|--------------------------------|---------------|----------------|------|------------|--------------|------|
| <i>Finfish, Frozen Fillets</i> | 25,858        | 205,182        | 7.93 | 320        | 2,080        | 6.50 |
| <b>Total for Hoki</b>          | <b>25,858</b> | <b>205,182</b> |      | <b>320</b> | <b>2,080</b> |      |

### John Dory

|                                 |           |            |       |           |            |       |
|---------------------------------|-----------|------------|-------|-----------|------------|-------|
| <i>Finfish, Chilled Fillets</i> | 10        | 329        | 32.90 | 10        | 329        | 32.90 |
| <b>Total for John Dory</b>      | <b>10</b> | <b>329</b> |       | <b>10</b> | <b>329</b> |       |

| <b>NETT</b> | <b>Jan 2010 -- Dec 2010</b> |                        |                       | <b>Month-to-Date: December - 2010</b> |                        |                       |
|-------------|-----------------------------|------------------------|-----------------------|---------------------------------------|------------------------|-----------------------|
|             | <b>Weight<br/>(kg)</b>      | <b>FOB*<br/>(\$NZ)</b> | <b>Value<br/>Unit</b> | <b>Weight<br/>(kg)</b>                | <b>FOB*<br/>(\$NZ)</b> | <b>Value<br/>Unit</b> |

## French Polynesia

### KahBarrTuna pack other

|                                       |              |              |      |            |              |      |
|---------------------------------------|--------------|--------------|------|------------|--------------|------|
| <i>Finfish, Processed Packed</i>      | 1,605        | 6,085        | 3.79 | 460        | 1,717        | 3.73 |
| <b>Total for KahBarrTuna pack oth</b> | <b>1,605</b> | <b>6,085</b> |      | <b>460</b> | <b>1,717</b> |      |

### Leatherjacket

|                                |            |              |       |  |  |  |
|--------------------------------|------------|--------------|-------|--|--|--|
| <i>Finfish, Chilled Whole</i>  | 146        | 1,661        | 11.38 |  |  |  |
| <b>Total for Leatherjacket</b> | <b>146</b> | <b>1,661</b> |       |  |  |  |

### Livers and Roe

|                                 |           |              |       |  |  |  |
|---------------------------------|-----------|--------------|-------|--|--|--|
| <i>Finfish, Chilled Whole</i>   | 52        | 2,437        | 46.87 |  |  |  |
| <b>Total for Livers and Roe</b> | <b>52</b> | <b>2,437</b> |       |  |  |  |

### Mackerel

|                                  |           |              |       |          |            |       |
|----------------------------------|-----------|--------------|-------|----------|------------|-------|
| <i>Finfish, Processed Smoked</i> | 42        | 1,341        | 31.93 | 6        | 243        | 40.50 |
| <b>Total for Mackerel</b>        | <b>42</b> | <b>1,341</b> |       | <b>6</b> | <b>243</b> |       |

### Monkfish

|                                |            |              |       |  |  |  |
|--------------------------------|------------|--------------|-------|--|--|--|
| <i>Finfish, Frozen Fillets</i> | 100        | 1,250        | 12.50 |  |  |  |
| <b>Total for Monkfish</b>      | <b>100</b> | <b>1,250</b> |       |  |  |  |

### Mussels

|                                  |                |                |       |               |                |       |
|----------------------------------|----------------|----------------|-------|---------------|----------------|-------|
| <i>Mussels, HS Fresh/Chld</i>    | 0              | 25             |       |               |                |       |
| <i>Mussels, HS Frozen</i>        | 39,204         | 240,664        | 6.14  | 2,132         | 12,624         | 5.92  |
| <i>Mussels, Live</i>             | 40,234         | 118,982        | 2.96  | 22,195        | 63,726         | 2.87  |
| <i>Mussels, Meat Frozen</i>      | 23             | 216            | 9.39  | 23            | 216            | 9.39  |
| <i>Mussels, Pre'ed/Marinated</i> | 253            | 2,496          | 9.87  | 117           | 1,284          | 10.97 |
| <i>Mussels, Smoked</i>           | 167            | 5,846          | 35.01 | 20            | 785            | 39.25 |
| <i>Mussels, Whole Chilled</i>    | 1,991          | 6,361          | 3.19  | 1,991         | 6,361          | 3.19  |
| <i>Mussels, Whole Frozen</i>     | 51,900         | 152,549        | 2.94  | 22,051        | 66,429         | 3.01  |
| <b>Total for Mussels</b>         | <b>133,772</b> | <b>527,139</b> |       | <b>48,529</b> | <b>151,425</b> |       |

### Octopus

|  |              |               |      |            |              |      |
|--|--------------|---------------|------|------------|--------------|------|
| <i>Other Molluscs, Live, Chilled or Frozen</i> | 4,228        | 30,985        | 7.33 | 863        | 6,925        | 8.02 |
| <b>Total for Octopus</b>                       | <b>4,228</b> | <b>30,985</b> |      | <b>863</b> | <b>6,925</b> |      |

### Other chilled fillets

|  |           |           |      |  |  |  |
|--|-----------|-----------|------|--|--|--|
| <i>Finfish, Chilled Fillets</i>        | 15        | 97        | 6.47 |  |  |  |
| <b>Total for Other chilled fillets</b> | <b>15</b> | <b>97</b> |      |  |  |  |

### Other chilled finfish

|  |            |              |       |           |            |      |
|--|------------|--------------|-------|-----------|------------|------|
| <i>Finfish, Chilled Other form</i>     | 86         | 839          | 9.76  | 40        | 220        | 5.50 |
| <i>Finfish, Chilled Whole</i>          | 87         | 999          | 11.48 |           |            |      |
| <b>Total for Other chilled finfish</b> | <b>173</b> | <b>1,838</b> |       | <b>40</b> | <b>220</b> |      |

### Other Crawfish, frozen

|   |            |               |       |  |  |  |
|---|------------|---------------|-------|--|--|--|
| <i>Other,</i>                           | 580        | 14,592        | 25.16 |  |  |  |
| <b>Total for Other Crawfish, frozen</b> | <b>580</b> | <b>14,592</b> |       |  |  |  |

### Other dried excl smoked

| <b>NETT</b>                                    | <b>Jan 2010 -- Dec 2010</b> |                        |                                 | <b>Month-to-Date: December - 2010</b> |                        |                                 |
|--|-----------------------------|------------------------|---------------------------------|---------------------------------------|------------------------|---------------------------------|
|  | <b>Weight<br/>(kg)</b>      | <b>FOB*<br/>(\$NZ)</b> | <b>Value<br/>Unit<br/>Value</b> | <b>Weight<br/>(kg)</b>                | <b>FOB*<br/>(\$NZ)</b> | <b>Value<br/>Unit<br/>Value</b> |
| <b>French Polynesia</b>                        |                             |                        |                                 |                                       |                        |                                 |
| <i>Other,</i>                                  | 20                          | 1,631                  | 81.55                           | 4                                     | 332                    | 83.00                           |
| <b>Total for Other dried excl smoke</b>        | <b>20</b>                   | <b>1,631</b>           |                                 | <b>4</b>                              | <b>332</b>             |                                 |
| <b>Other Fish Packed</b>                       |                             |                        |                                 |                                       |                        |                                 |
| <i>Other,</i>                                  | 2,370                       | 13,923                 | 5.87                            |                                       |                        |                                 |
| <b>Total for Other Fish Packed</b>             | <b>2,370</b>                | <b>13,923</b>          |                                 |                                       |                        |                                 |
| <b>Other frozen fillets</b>                    |                             |                        |                                 |                                       |                        |                                 |
| <i>Finfish, Frozen Fillets</i>                 | 11,190                      | 56,040                 | 5.01                            | 680                                   | 3,108                  | 4.57                            |
| <b>Total for Other frozen fillets</b>          | <b>11,190</b>               | <b>56,040</b>          |                                 | <b>680</b>                            | <b>3,108</b>           |                                 |
| <b>Other Molluscs</b>                          |                             |                        |                                 |                                       |                        |                                 |
| <i>Other Molluscs, Live, Chilled or Frozen</i> | 1,875                       | 8,143                  | 4.34                            | 355                                   | 1,969                  | 5.55                            |
| <b>Total for Other Molluscs</b>                | <b>1,875</b>                | <b>8,143</b>           |                                 | <b>355</b>                            | <b>1,969</b>           |                                 |
| <b>Other preparations</b>                      |                             |                        |                                 |                                       |                        |                                 |
| <i>Other,</i>                                  | 3,353                       | 21,785                 | 6.50                            | 342                                   | 2,530                  | 7.40                            |
| <b>Total for Other preparations</b>            | <b>3,353</b>                | <b>21,785</b>          |                                 | <b>342</b>                            | <b>2,530</b>           |                                 |
| <b>Oysters</b>                                 |                             |                        |                                 |                                       |                        |                                 |
| <i>Oysters, Chilled or Frozen</i>              | 177,264                     | 1,363,709              | 7.69                            | 87,937                                | 644,375                | 7.33                            |
| <b>Total for Oysters</b>                       | <b>177,264</b>              | <b>1,363,709</b>       |                                 | <b>87,937</b>                         | <b>644,375</b>         |                                 |
| <b>Rock Lobster</b>                            |                             |                        |                                 |                                       |                        |                                 |
| <i>Rock Lobster, Chilled Live</i>              | 287                         | 20,221                 | 70.46                           | 255                                   | 18,842                 | 73.89                           |
| <i>Rock Lobster, Frozen Tails</i>              | 200                         | 20,000                 | 100.00                          |                                       |                        |                                 |
| <b>Total for Rock Lobster</b>                  | <b>487</b>                  | <b>40,221</b>          |                                 | <b>255</b>                            | <b>18,842</b>          |                                 |
| <b>Salmon</b>                                  |                             |                        |                                 |                                       |                        |                                 |
| <i>Finfish, Processed Other</i>                | 402                         | 20,438                 | 50.84                           | 310                                   | 16,612                 | 53.59                           |
| <b>Total for Salmon</b>                        | <b>402</b>                  | <b>20,438</b>          |                                 | <b>310</b>                            | <b>16,612</b>          |                                 |
| <b>Salmon, Other</b>                           |                             |                        |                                 |                                       |                        |                                 |
| <i>Finfish, Frozen Headed and Guttled</i>      | 222                         | 3,881                  | 17.48                           | 222                                   | 3,881                  | 17.48                           |
| <b>Total for Salmon, Other</b>                 | <b>222</b>                  | <b>3,881</b>           |                                 | <b>222</b>                            | <b>3,881</b>           |                                 |
| <b>Salmon, Pacific</b>                         |                             |                        |                                 |                                       |                        |                                 |
| <i>Finfish, Chilled Headed and Guttled</i>     | 265                         | 9,914                  | 37.41                           | 250                                   | 9,830                  | 39.32                           |
| <i>Finfish, Chilled Other form</i>             | 4,136                       | 98,142                 | 23.73                           | 907                                   | 21,454                 | 23.65                           |
| <i>Finfish, Chilled Whole</i>                  | 11,627                      | 188,995                | 16.25                           | 1,414                                 | 23,929                 | 16.92                           |
| <i>Finfish, Processed Smoked</i>               | 3,482                       | 112,010                | 32.17                           | 2,418                                 | 51,561                 | 21.32                           |
| <b>Total for Salmon, Pacific</b>               | <b>19,510</b>               | <b>409,061</b>         |                                 | <b>4,989</b>                          | <b>106,774</b>         |                                 |
| <b>Salmon, Sockeye</b>                         |                             |                        |                                 |                                       |                        |                                 |
| <i>Finfish, Frozen Other form</i>              | 2,041                       | 19,988                 | 9.79                            | 320                                   | 3,424                  | 10.70                           |
| <b>Total for Salmon, Sockeye</b>               | <b>2,041</b>                | <b>19,988</b>          |                                 | <b>320</b>                            | <b>3,424</b>           |                                 |
| <b>Salmonidae</b>                              |                             |                        |                                 |                                       |                        |                                 |
| <i>Finfish, Chilled Fillets</i>                | 6,063                       | 148,858                | 24.55                           | 283                                   | 7,296                  | 25.78                           |
| <i>Finfish, Frozen Fillets</i>                 | 1,020                       | 22,185                 | 21.75                           |                                       |                        |                                 |

| <b>NETT</b>                              | <b>Jan 2010 -- Dec 2010</b> |                              |                       | <b>Month-to-Date: December - 2010</b> |                              |                       |
|--|-----------------------------|------------------------------|-----------------------|---------------------------------------|------------------------------|-----------------------|
|  | <b>Weight<br/>(kg)</b>      | <b>FOB* Value<br/>(\$NZ)</b> | <b>Unit<br/>Value</b> | <b>Weight<br/>(kg)</b>                | <b>FOB* Value<br/>(\$NZ)</b> | <b>Unit<br/>Value</b> |
| <b>French Polynesia</b>                  |                             |                              |                       |                                       |                              |                       |
| Total for Salmonidae                     | 7,083                       | 171,043                      |                       | 283                                   | 7,296                        |                       |
| <b>Scallops</b>                          |                             |                              |                       |                                       |                              |                       |
| Other Molluscs, Live, Chilled or Frozen  | 4,250                       | 63,612                       | 14.97                 | 1,050                                 | 18,676                       | 17.79                 |
| Total for Scallops                       | 4,250                       | 63,612                       |                       | 1,050                                 | 18,676                       |                       |
| <b>Shrimps &amp; Prawns</b>              |                             |                              |                       |                                       |                              |                       |
| Other Crustacea, Live, Chilled or Frozen | 3,895                       | 41,945                       | 10.77                 | 150                                   | 1,765                        | 11.77                 |
| Total for Shrimps & Prawns               | 3,895                       | 41,945                       |                       | 150                                   | 1,765                        |                       |
| <b>Snapper</b>                           |                             |                              |                       |                                       |                              |                       |
| Finfish, Chilled Fillets                 | 1,161                       | 21,207                       | 18.27                 | 441                                   | 6,290                        | 14.26                 |
| Finfish, Chilled Headed and Guttled      | 20                          | 274                          | 13.70                 |                                       |                              |                       |
| Finfish, Chilled Other form              | 40                          | 447                          | 11.18                 |                                       |                              |                       |
| Total for Snapper                        | 1,221                       | 21,928                       |                       | 441                                   | 6,290                        |                       |
| <b>Sole</b>                              |                             |                              |                       |                                       |                              |                       |
| Finfish, Frozen Other form               | 400                         | 1,728                        | 4.32                  |                                       |                              |                       |
| Finfish, Frozen Whole                    | 2,440                       | 9,617                        | 3.94                  |                                       |                              |                       |
| Total for Sole                           | 2,840                       | 11,345                       |                       |                                       |                              |                       |
| <b>Sole, Lemon</b>                       |                             |                              |                       |                                       |                              |                       |
| Finfish, Frozen Headed and Guttled       | 30                          | 129                          | 4.30                  |                                       |                              |                       |
| Finfish, Frozen Whole                    | 100                         | 645                          | 6.45                  |                                       |                              |                       |
| Total for Sole, Lemon                    | 130                         | 774                          |                       |                                       |                              |                       |
| <b>Sole, New Zealand</b>                 |                             |                              |                       |                                       |                              |                       |
| Finfish, Frozen Headed and Guttled       | 820                         | 3,717                        | 4.53                  | 540                                   | 2,508                        | 4.64                  |
| Finfish, Frozen Whole                    | 2,990                       | 18,680                       | 6.25                  | 200                                   | 1,247                        | 6.24                  |
| Total for Sole, New Zealand              | 3,810                       | 22,397                       |                       | 740                                   | 3,755                        |                       |
| <b>Squid</b>                             |                             |                              |                       |                                       |                              |                       |
| Squid, Frozen Other Form                 | 400                         | 3,442                        | 8.61                  | 50                                    | 480                          | 9.60                  |
| Squid, Frozen Tubes/Steaks               | 3,655                       | 17,583                       | 4.81                  | 200                                   | 1,139                        | 5.70                  |
| Total for Squid                          | 4,055                       | 21,025                       |                       | 250                                   | 1,619                        |                       |
| <b>Surimi, Other species</b>             |                             |                              |                       |                                       |                              |                       |
| Finfish, Surimi Other                    | 16,200                      | 81,706                       | 5.04                  | 1,100                                 | 6,136                        | 5.58                  |
| Total for Surimi, Other species          | 16,200                      | 81,706                       |                       | 1,100                                 | 6,136                        |                       |
| <b>Total for French Polynesia</b>        | <b>448,771</b>              | <b>3,316,381</b>             |                       | <b>151,236</b>                        | <b>1,021,627</b>             |                       |



| <b>NETT</b>                               | <b>Jan 2010 -- Dec 2010</b> |                              |                       | <b>Month-to-Date: December - 2010</b> |                              |                       |
|---|-----------------------------|------------------------------|-----------------------|---------------------------------------|------------------------------|-----------------------|
|   | <b>Weight<br/>(kg)</b>      | <b>FOB* Value<br/>(\$NZ)</b> | <b>Unit<br/>Value</b> | <b>Weight<br/>(kg)</b>                | <b>FOB* Value<br/>(\$NZ)</b> | <b>Unit<br/>Value</b> |
| <b>Georgia</b>                            |                             |                              |                       |                                       |                              |                       |
| <b>Alfonsino</b>                          |                             |                              |                       |                                       |                              |                       |
| <i>Finfish, Frozen Headed and Guttled</i> | 696                         | 2,174                        | 3.12                  |                                       |                              |                       |
| <b>Total for Alfonsino</b>                | <b>696</b>                  | <b>2,174</b>                 |                       |                                       |                              |                       |
| <b>Cardinal Fish</b>                      |                             |                              |                       |                                       |                              |                       |
| <i>Finfish, Frozen Headed and Guttled</i> | 1,068                       | 3,791                        | 3.55                  |                                       |                              |                       |
| <b>Total for Cardinal Fish</b>            | <b>1,068</b>                | <b>3,791</b>                 |                       |                                       |                              |                       |
| <b>Kahawai</b>                            |                             |                              |                       |                                       |                              |                       |
| <i>Finfish, Frozen Whole</i>              | 27,200                      | 21,939                       | 0.81                  |                                       |                              |                       |
| <b>Total for Kahawai</b>                  | <b>27,200</b>               | <b>21,939</b>                |                       |                                       |                              |                       |
| <b>Mackerel, Blue</b>                     |                             |                              |                       |                                       |                              |                       |
| <i>Finfish, Frozen Headed and Guttled</i> | 13,804                      | 28,045                       | 2.03                  |                                       |                              |                       |
| <i>Finfish, Frozen Other form</i>         | 118,455                     | 207,190                      | 1.75                  |                                       |                              |                       |
| <i>Finfish, Frozen Whole</i>              | 109,550                     | 98,088                       | 0.90                  |                                       |                              |                       |
| <b>Total for Mackerel, Blue</b>           | <b>241,809</b>              | <b>333,323</b>               |                       |                                       |                              |                       |
| <b>Mackerel, Jack</b>                     |                             |                              |                       |                                       |                              |                       |
| <i>Finfish, Frozen Headed and Guttled</i> | 2,112,804                   | 3,490,038                    | 1.65                  | 33,600                                | 47,616                       | 1.42                  |
| <i>Finfish, Frozen Other form</i>         | 1,907,698                   | 3,157,346                    | 1.66                  | 16,800                                | 30,212                       | 1.80                  |
| <i>Finfish, Frozen Whole</i>              | 28,920                      | 21,168                       | 0.73                  |                                       |                              |                       |
| <b>Total for Mackerel, Jack</b>           | <b>4,049,422</b>            | <b>6,668,552</b>             |                       | <b>50,400</b>                         | <b>77,828</b>                |                       |
| <b>Oreo Dory, Other</b>                   |                             |                              |                       |                                       |                              |                       |
| <i>Finfish, Frozen Whole</i>              | 2,520                       | 2,745                        | 1.09                  |                                       |                              |                       |
| <b>Total for Oreo Dory, Other</b>         | <b>2,520</b>                | <b>2,745</b>                 |                       |                                       |                              |                       |
| <b>Other frozen finfish</b>               |                             |                              |                       |                                       |                              |                       |
| <i>Finfish, Frozen Headed and Guttled</i> | 240                         | 492                          | 2.05                  |                                       |                              |                       |
| <i>Finfish, Frozen Other form</i>         | 1,520                       | 2,827                        | 1.86                  |                                       |                              |                       |
| <i>Finfish, Frozen Whole</i>              | 30,375                      | 87,895                       | 2.89                  |                                       |                              |                       |
| <b>Total for Other frozen finfish</b>     | <b>32,135</b>               | <b>91,214</b>                |                       |                                       |                              |                       |
| <b>Warehou, Silver</b>                    |                             |                              |                       |                                       |                              |                       |
| <i>Finfish, Frozen Headed and Guttled</i> | 79,115                      | 243,384                      | 3.08                  |                                       |                              |                       |
| <i>Finfish, Frozen Other form</i>         | 3,255                       | 11,928                       | 3.66                  |                                       |                              |                       |
| <b>Total for Warehou, Silver</b>          | <b>82,370</b>               | <b>255,312</b>               |                       |                                       |                              |                       |
| <b>Total for Georgia</b>                  | <b>4,437,220</b>            | <b>7,379,050</b>             |                       | <b>50,400</b>                         | <b>77,828</b>                |                       |

| <b>NETT</b>                                    | <b>Jan 2010 -- Dec 2010</b> |                              |                       | <b>Month-to-Date: December - 2010</b> |                              |                       |
|--|-----------------------------|------------------------------|-----------------------|---------------------------------------|------------------------------|-----------------------|
|  | <b>Weight<br/>(kg)</b>      | <b>FOB* Value<br/>(\$NZ)</b> | <b>Unit<br/>Value</b> | <b>Weight<br/>(kg)</b>                | <b>FOB* Value<br/>(\$NZ)</b> | <b>Unit<br/>Value</b> |
| <b>Germany</b>                                 |                             |                              |                       |                                       |                              |                       |
| <b>Barracouta</b>                              |                             |                              |                       |                                       |                              |                       |
| <i>Finfish, Frozen Whole</i>                   | 20,250                      | 80,593                       | 3.98                  |                                       |                              |                       |
| <b>Total for Barracouta</b>                    | <b>20,250</b>               | <b>80,593</b>                |                       |                                       |                              |                       |
| <b>Bluenose</b>                                |                             |                              |                       |                                       |                              |                       |
| <i>Finfish, Chilled Other form</i>             | 82                          | 1,046                        | 12.76                 |                                       |                              |                       |
| <i>Finfish, Chilled Whole</i>                  | 192                         | 2,221                        | 11.57                 |                                       |                              |                       |
| <b>Total for Bluenose</b>                      | <b>274</b>                  | <b>3,267</b>                 |                       |                                       |                              |                       |
| <b>Crustn, Molluscs extract</b>                |                             |                              |                       |                                       |                              |                       |
| <i>Other Crustacea, Canned or otherwise p</i>  | 22,080                      | 2,017,083                    | 91.35                 | 7,200                                 | 40,916                       | 5.68                  |
| <b>Total for Crustn, Molluscs extra</b>        | <b>22,080</b>               | <b>2,017,083</b>             |                       | <b>7,200</b>                          | <b>40,916</b>                |                       |
| <b>Dogfish and Other Sharks</b>                |                             |                              |                       |                                       |                              |                       |
| <i>Finfish, Chilled Other form</i>             | 119                         | 1,110                        | 9.33                  | 21                                    | 192                          | 9.14                  |
| <b>Total for Dogfish and Other Sha</b>         | <b>119</b>                  | <b>1,110</b>                 |                       | <b>21</b>                             | <b>192</b>                   |                       |
| <b>Eels</b>                                    |                             |                              |                       |                                       |                              |                       |
| <i>Finfish, Frozen Headed and Guttled</i>      | 12,000                      | 45,502                       | 3.79                  |                                       |                              |                       |
| <i>Finfish, Frozen Other form</i>              | 10,998                      | 51,885                       | 4.72                  |                                       |                              |                       |
| <i>Finfish, Frozen Whole</i>                   | 2,304                       | 8,024                        | 3.48                  |                                       |                              |                       |
| <b>Total for Eels</b>                          | <b>25,302</b>               | <b>105,411</b>               |                       |                                       |                              |                       |
| <b>Finfish, fillet blocks</b>                  |                             |                              |                       |                                       |                              |                       |
| <i>Finfish, Processed Other</i>                | 5,945,254                   | 28,778,810                   | 4.84                  | 607,500                               | 2,707,148                    | 4.46                  |
| <b>Total for Finfish, fillet blocks</b>        | <b>5,945,254</b>            | <b>28,778,810</b>            |                       | <b>607,500</b>                        | <b>2,707,148</b>             |                       |
| <b>Finfish, minced blocks</b>                  |                             |                              |                       |                                       |                              |                       |
| <i>Finfish, Processed Other</i>                | 101,183                     | 232,556                      | 2.30                  |                                       |                              |                       |
| <b>Total for Finfish, minced blocks</b>        | <b>101,183</b>              | <b>232,556</b>               |                       |                                       |                              |                       |
| <b>Fish Flours,meals,pellets</b>               |                             |                              |                       |                                       |                              |                       |
| <i>Finfish, Processed Flours,meals,pellets</i> | 80                          | 4,240                        | 53.00                 |                                       |                              |                       |
| <b>Total for Fish Flours,meals,pelle</b>       | <b>80</b>                   | <b>4,240</b>                 |                       |                                       |                              |                       |
| <b>Fish meal fit for human</b>                 |                             |                              |                       |                                       |                              |                       |
| <i>Finfish, Processed Other</i>                | 1,500                       | 79,873                       | 53.25                 | 500                                   | 25,446                       | 50.89                 |
| <b>Total for Fish meal fit for human</b>       | <b>1,500</b>                | <b>79,873</b>                |                       | <b>500</b>                            | <b>25,446</b>                |                       |
| <b>Flounder</b>                                |                             |                              |                       |                                       |                              |                       |
| <i>Finfish, Chilled Other form</i>             | 20                          | 223                          | 11.15                 |                                       |                              |                       |
| <b>Total for Flounder</b>                      | <b>20</b>                   | <b>223</b>                   |                       |                                       |                              |                       |
| <b>Groper</b>                                  |                             |                              |                       |                                       |                              |                       |
| <i>Finfish, Chilled Headed and Guttled</i>     | 18                          | 208                          | 11.56                 |                                       |                              |                       |
| <i>Finfish, Chilled Other form</i>             | 125                         | 1,595                        | 12.76                 |                                       |                              |                       |
| <i>Finfish, Chilled Whole</i>                  | 457                         | 5,674                        | 12.42                 | 18                                    | 235                          | 13.06                 |
| <b>Total for Groper</b>                        | <b>600</b>                  | <b>7,477</b>                 |                       | <b>18</b>                             | <b>235</b>                   |                       |

| <b>NETT</b>                                    | <b>Jan 2010 -- Dec 2010</b> |                              |                       | <b>Month-to-Date: December - 2010</b> |                              |                       |
|--|-----------------------------|------------------------------|-----------------------|---------------------------------------|------------------------------|-----------------------|
|  | <b>Weight<br/>(kg)</b>      | <b>FOB* Value<br/>(\$NZ)</b> | <b>Unit<br/>Value</b> | <b>Weight<br/>(kg)</b>                | <b>FOB* Value<br/>(\$NZ)</b> | <b>Unit<br/>Value</b> |
| <b>Germany</b>                                 |                             |                              |                       |                                       |                              |                       |
| <b>Gurnard</b>                                 |                             |                              |                       |                                       |                              |                       |
| <i>Finfish, Chilled Fillets</i>                | 43                          | 688                          | 16.00                 |                                       |                              |                       |
| <i>Finfish, Chilled Other form</i>             | 86                          | 896                          | 10.42                 |                                       |                              |                       |
| <i>Finfish, Chilled Whole</i>                  | 2,189                       | 21,022                       | 9.60                  | 73                                    | 693                          | 9.49                  |
| <i>Finfish, Frozen Fillets</i>                 | 12,735                      | 102,547                      | 8.05                  |                                       |                              |                       |
| <b>Total for Gurnard</b>                       | <b>15,053</b>               | <b>125,153</b>               |                       | <b>73</b>                             | <b>693</b>                   |                       |
| <b>Hake</b>                                    |                             |                              |                       |                                       |                              |                       |
| <i>Finfish, Frozen Fillets</i>                 | 1,530                       | 14,178                       | 9.27                  |                                       |                              |                       |
| <b>Total for Hake</b>                          | <b>1,530</b>                | <b>14,178</b>                |                       |                                       |                              |                       |
| <b>Hoki</b>                                    |                             |                              |                       |                                       |                              |                       |
| <i>Finfish, Frozen Fillets</i>                 | 146,262                     | 686,474                      | 4.69                  | 8,185                                 | 25,466                       | 3.11                  |
| <i>Finfish, Frozen Other form</i>              | 51,300                      | 163,995                      | 3.20                  |                                       |                              |                       |
| <b>Total for Hoki</b>                          | <b>197,562</b>              | <b>850,469</b>               |                       | <b>8,185</b>                          | <b>25,466</b>                |                       |
| <b>John Dory</b>                               |                             |                              |                       |                                       |                              |                       |
| <i>Finfish, Chilled Fillets</i>                | 442                         | 13,483                       | 30.50                 | 55                                    | 1,683                        | 30.60                 |
| <i>Finfish, Chilled Other form</i>             | 796                         | 10,152                       | 12.75                 |                                       |                              |                       |
| <i>Finfish, Chilled Whole</i>                  | 3,866                       | 47,972                       | 12.41                 | 277                                   | 3,464                        | 12.51                 |
| <b>Total for John Dory</b>                     | <b>5,104</b>                | <b>71,607</b>                |                       | <b>332</b>                            | <b>5,147</b>                 |                       |
| <b>Kingfish, Yellowtail</b>                    |                             |                              |                       |                                       |                              |                       |
| <i>Finfish, Chilled Headed and Guttled</i>     | 8                           | 90                           | 11.25                 | 8                                     | 90                           | 11.25                 |
| <i>Finfish, Chilled Other form</i>             | 16                          | 208                          | 13.00                 |                                       |                              |                       |
| <i>Finfish, Chilled Whole</i>                  | 1,843                       | 21,511                       | 11.67                 | 124                                   | 1,318                        | 10.63                 |
| <b>Total for Kingfish, Yellowtail</b>          | <b>1,867</b>                | <b>21,809</b>                |                       | <b>132</b>                            | <b>1,408</b>                 |                       |
| <b>Ling</b>                                    |                             |                              |                       |                                       |                              |                       |
| <i>Finfish, Frozen Fillets</i>                 | 6,257                       | 46,464                       | 7.43                  |                                       |                              |                       |
| <b>Total for Ling</b>                          | <b>6,257</b>                | <b>46,464</b>                |                       |                                       |                              |                       |
| <b>Monkfish</b>                                |                             |                              |                       |                                       |                              |                       |
| <i>Finfish, Frozen Fillets</i>                 | 24,055                      | 188,552                      | 7.84                  | 1,145                                 | 10,912                       | 9.53                  |
| <b>Total for Monkfish</b>                      | <b>24,055</b>               | <b>188,552</b>               |                       | <b>1,145</b>                          | <b>10,912</b>                |                       |
| <b>Mussels</b>                                 |                             |                              |                       |                                       |                              |                       |
| <i>Mussels, Freeze-dried pwd</i>               | 148,593                     | 5,598,340                    | 37.68                 | 9,030                                 | 239,701                      | 26.54                 |
| <i>Mussels, HS Frozen</i>                      | 528,717                     | 2,395,736                    | 4.53                  | 60,312                                | 328,363                      | 5.44                  |
| <i>Mussels, Meat Frozen</i>                    | 39,484                      | 209,825                      | 5.31                  | 504                                   | 3,017                        | 5.99                  |
| <i>Mussels, Whole Frozen</i>                   | 10,610                      | 30,238                       | 2.85                  | 6,390                                 | 18,211                       | 2.85                  |
| <b>Total for Mussels</b>                       | <b>727,404</b>              | <b>8,234,139</b>             |                       | <b>76,236</b>                         | <b>589,292</b>               |                       |
| <b>Octopus</b>                                 |                             |                              |                       |                                       |                              |                       |
| <i>Other Molluscs, Live, Chilled or Frozen</i> | 40                          | 717                          | 17.93                 |                                       |                              |                       |
| <b>Total for Octopus</b>                       | <b>40</b>                   | <b>717</b>                   |                       |                                       |                              |                       |
| <b>Orange Roughy</b>                           |                             |                              |                       |                                       |                              |                       |
| <i>Finfish, Frozen Fillets</i>                 | 6,000                       | 110,932                      | 18.49                 |                                       |                              |                       |

| <b>NETT</b>                              | <b>Jan 2010 -- Dec 2010</b> |                              |                       | <b>Month-to-Date: December - 2010</b> |                              |                       |
|--|-----------------------------|------------------------------|-----------------------|---------------------------------------|------------------------------|-----------------------|
|  | <b>Weight<br/>(kg)</b>      | <b>FOB* Value<br/>(\$NZ)</b> | <b>Unit<br/>Value</b> | <b>Weight<br/>(kg)</b>                | <b>FOB* Value<br/>(\$NZ)</b> | <b>Unit<br/>Value</b> |
| <b>Germany</b>                           |                             |                              |                       |                                       |                              |                       |
| Total for Orange Roughy                  | 6,000                       | 110,932                      |                       |                                       |                              |                       |
| <b>Oreo Dory, Smooth</b>                 |                             |                              |                       |                                       |                              |                       |
| Finfish, Frozen Fillets                  | 70,490                      | 526,362                      | 7.47                  |                                       |                              |                       |
| Total for Oreo Dory, Smooth              | 70,490                      | 526,362                      |                       |                                       |                              |                       |
| <b>Other chilled finfish</b>             |                             |                              |                       |                                       |                              |                       |
| Finfish, Chilled Headed and Guttled      | 34                          | 344                          | 10.12                 |                                       |                              |                       |
| Finfish, Chilled Other form              | 544                         | 6,608                        | 12.15                 | 1                                     | 4                            | 4.00                  |
| Finfish, Chilled Whole                   | 8,467                       | 99,368                       | 11.74                 | 691                                   | 8,637                        | 12.50                 |
| Total for Other chilled finfish          | 9,045                       | 106,320                      |                       | 692                                   | 8,641                        |                       |
| <b>Other Fish Packed</b>                 |                             |                              |                       |                                       |                              |                       |
| Other,                                   | 500                         | 3,328                        | 6.66                  |                                       |                              |                       |
| Total for Other Fish Packed              | 500                         | 3,328                        |                       |                                       |                              |                       |
| <b>Other Flatfish</b>                    |                             |                              |                       |                                       |                              |                       |
| Finfish, Chilled Other form              | 5                           | 49                           | 9.80                  |                                       |                              |                       |
| Total for Other Flatfish                 | 5                           | 49                           |                       |                                       |                              |                       |
| <b>Other frozen fillets</b>              |                             |                              |                       |                                       |                              |                       |
| Finfish, Frozen Fillets                  | 5,975                       | 73,030                       | 12.22                 |                                       |                              |                       |
| Total for Other frozen fillets           | 5,975                       | 73,030                       |                       |                                       |                              |                       |
| <b>Other frozen finfish</b>              |                             |                              |                       |                                       |                              |                       |
| Finfish, Frozen Whole                    | 2,480                       | 10,883                       | 4.39                  |                                       |                              |                       |
| Total for Other frozen finfish           | 2,480                       | 10,883                       |                       |                                       |                              |                       |
| <b>Oysters</b>                           |                             |                              |                       |                                       |                              |                       |
| Oysters, Chilled or Frozen               | 230                         | 1,395                        | 6.07                  |                                       |                              |                       |
| Total for Oysters                        | 230                         | 1,395                        |                       |                                       |                              |                       |
| <b>Shrimps &amp; Prawns</b>              |                             |                              |                       |                                       |                              |                       |
| Other Crustacea, Live, Chilled or Frozen | 11,120                      | 474,085                      | 42.63                 |                                       |                              |                       |
| Total for Shrimps & Prawns               | 11,120                      | 474,085                      |                       |                                       |                              |                       |
| <b>Skate</b>                             |                             |                              |                       |                                       |                              |                       |
| Finfish, Frozen Fillets                  | 3,000                       | 12,613                       | 4.20                  | 1,000                                 | 3,943                        | 3.94                  |
| Total for Skate                          | 3,000                       | 12,613                       |                       | 1,000                                 | 3,943                        |                       |
| <b>Snapper</b>                           |                             |                              |                       |                                       |                              |                       |
| Finfish, Chilled Fillets                 | 26                          | 683                          | 26.27                 | 15                                    | 397                          | 26.47                 |
| Finfish, Chilled Other form              | 33                          | 411                          | 12.45                 |                                       |                              |                       |
| Finfish, Chilled Whole                   | 8,752                       | 105,505                      | 12.05                 | 622                                   | 7,459                        | 11.99                 |
| Total for Snapper                        | 8,811                       | 106,599                      |                       | 637                                   | 7,856                        |                       |
| <b>Spiny Dogfish</b>                     |                             |                              |                       |                                       |                              |                       |
| Finfish, Frozen Headed and Guttled       | 15,475                      | 62,466                       | 4.04                  |                                       |                              |                       |
| Finfish, Frozen Other form               | 32,395                      | 104,220                      | 3.22                  |                                       |                              |                       |

| <b>NETT</b>                 | <b>Jan 2010 -- Dec 2010</b> |                              |                       | <b>Month-to-Date: December - 2010</b> |                              |                       |
|-----------------------------|-----------------------------|------------------------------|-----------------------|---------------------------------------|------------------------------|-----------------------|
|                             | <b>Weight<br/>(kg)</b>      | <b>FOB* Value<br/>(\$NZ)</b> | <b>Unit<br/>Value</b> | <b>Weight<br/>(kg)</b>                | <b>FOB* Value<br/>(\$NZ)</b> | <b>Unit<br/>Value</b> |
| <b>Germany</b>              |                             |                              |                       |                                       |                              |                       |
| Total for Spiny Dogfish     | 47,870                      | 166,686                      |                       |                                       |                              |                       |
| <b>Squid</b>                |                             |                              |                       |                                       |                              |                       |
| Squid, Frozen Other Form    | 5,000                       | 39,083                       | 7.82                  |                                       |                              |                       |
| Squid, Frozen Tubes/Steaks  | 10,160                      | 63,109                       | 6.21                  | 2,500                                 | 21,978                       | 8.79                  |
| Total for Squid             | 15,160                      | 102,192                      |                       | 2,500                                 | 21,978                       |                       |
| <b>Tarakihi</b>             |                             |                              |                       |                                       |                              |                       |
| Finfish, Chilled Whole      | 77                          | 732                          | 9.51                  | 1                                     | 12                           | 12.00                 |
| Total for Tarakihi          | 77                          | 732                          |                       | 1                                     | 12                           |                       |
| <b>Trevally</b>             |                             |                              |                       |                                       |                              |                       |
| Finfish, Chilled Other form | 32                          | 391                          | 12.22                 |                                       |                              |                       |
| Finfish, Chilled Whole      | 210                         | 2,118                        | 10.09                 | 2                                     | 17                           | 8.50                  |
| Total for Trevally          | 242                         | 2,509                        |                       | 2                                     | 17                           |                       |
| <b>Total for Germany</b>    | <b>7,276,539</b>            | <b>42,561,446</b>            |                       | <b>706,174</b>                        | <b>3,449,302</b>             |                       |

| <i>NETT</i>                     | <i>Jan 2010 -- Dec 2010</i> |                              |                       | <i>Month-to-Date: December - 2010</i> |                              |                       |
|---------------------------------|-----------------------------|------------------------------|-----------------------|---------------------------------------|------------------------------|-----------------------|
|                                 | <i>Weight<br/>(kg)</i>      | <i>FOB* Value<br/>(\$NZ)</i> | <i>Unit<br/>Value</i> | <i>Weight<br/>(kg)</i>                | <i>FOB* Value<br/>(\$NZ)</i> | <i>Unit<br/>Value</i> |
| <b>Ghana</b>                    |                             |                              |                       |                                       |                              |                       |
| <b>Mackerel, Blue</b>           |                             |                              |                       |                                       |                              |                       |
| <i>Finfish, Frozen Whole</i>    | 27,000                      | 24,722                       | 0.92                  |                                       |                              |                       |
| <b>Total for Mackerel, Blue</b> | 27,000                      | 24,722                       |                       |                                       |                              |                       |
| <b>Mackerel, Jack</b>           |                             |                              |                       |                                       |                              |                       |
| <i>Finfish, Frozen Whole</i>    | 856,900                     | 1,088,307                    | 1.27                  | 570,500                               | 812,601                      | 1.42                  |
| <b>Total for Mackerel, Jack</b> | 856,900                     | 1,088,307                    |                       | 570,500                               | 812,601                      |                       |
| <b>Total for Ghana</b>          | 883,900                     | 1,113,029                    |                       | 570,500                               | 812,601                      |                       |

| <b>NETT</b>                                | <b>Jan 2010 -- Dec 2010</b> |                              |                       | <b>Month-to-Date: December - 2010</b> |                              |                       |
|--|-----------------------------|------------------------------|-----------------------|---------------------------------------|------------------------------|-----------------------|
|  | <b>Weight<br/>(kg)</b>      | <b>FOB* Value<br/>(\$NZ)</b> | <b>Unit<br/>Value</b> | <b>Weight<br/>(kg)</b>                | <b>FOB* Value<br/>(\$NZ)</b> | <b>Unit<br/>Value</b> |
| <b>Greece</b>                              |                             |                              |                       |                                       |                              |                       |
| <b>Groper</b>                              |                             |                              |                       |                                       |                              |                       |
| <i>Finfish, Chilled Headed and Guttled</i> | 4                           | 61                           | 15.25                 |                                       |                              |                       |
| <b>Total for Groper</b>                    | <b>4</b>                    | <b>61</b>                    |                       |                                       |                              |                       |
| <b>Gurnard</b>                             |                             |                              |                       |                                       |                              |                       |
| <i>Finfish, Chilled Whole</i>              | 2,367                       | 28,857                       | 12.19                 | 108                                   | 751                          | 6.95                  |
| <b>Total for Gurnard</b>                   | <b>2,367</b>                | <b>28,857</b>                |                       | <b>108</b>                            | <b>751</b>                   |                       |
| <b>John Dory</b>                           |                             |                              |                       |                                       |                              |                       |
| <i>Finfish, Chilled Whole</i>              | 274                         | 3,553                        | 12.97                 |                                       |                              |                       |
| <b>Total for John Dory</b>                 | <b>274</b>                  | <b>3,553</b>                 |                       |                                       |                              |                       |
| <b>Kingfish, Yellowtail</b>                |                             |                              |                       |                                       |                              |                       |
| <i>Finfish, Chilled Headed and Guttled</i> | 19                          | 222                          | 11.68                 |                                       |                              |                       |
| <b>Total for Kingfish, Yellowtail</b>      | <b>19</b>                   | <b>222</b>                   |                       |                                       |                              |                       |
| <b>Mackerel, Jack</b>                      |                             |                              |                       |                                       |                              |                       |
| <i>Finfish, Frozen Whole</i>               | 20                          | 18                           | 0.90                  |                                       |                              |                       |
| <b>Total for Mackerel, Jack</b>            | <b>20</b>                   | <b>18</b>                    |                       |                                       |                              |                       |
| <b>Mussels</b>                             |                             |                              |                       |                                       |                              |                       |
| <i>Mussels, HS Frozen</i>                  | 203,373                     | 851,374                      | 4.19                  | 9,264                                 | 53,378                       | 5.76                  |
| <i>Mussels, Meat Frozen</i>                | 57,890                      | 330,019                      | 5.70                  |                                       |                              |                       |
| <b>Total for Mussels</b>                   | <b>261,263</b>              | <b>1,181,393</b>             |                       | <b>9,264</b>                          | <b>53,378</b>                |                       |
| <b>Oreo Dory, Other</b>                    |                             |                              |                       |                                       |                              |                       |
| <i>Finfish, Frozen Other form</i>          | 9,888                       | 34,557                       | 3.49                  |                                       |                              |                       |
| <b>Total for Oreo Dory, Other</b>          | <b>9,888</b>                | <b>34,557</b>                |                       |                                       |                              |                       |
| <b>Other chilled finfish</b>               |                             |                              |                       |                                       |                              |                       |
| <i>Finfish, Chilled Headed and Guttled</i> | 130                         | 1,819                        | 13.99                 |                                       |                              |                       |
| <i>Finfish, Chilled Whole</i>              | 706                         | 9,547                        | 13.52                 | 92                                    | 1,286                        | 13.98                 |
| <b>Total for Other chilled finfish</b>     | <b>836</b>                  | <b>11,366</b>                |                       | <b>92</b>                             | <b>1,286</b>                 |                       |
| <b>Other frozen finfish</b>                |                             |                              |                       |                                       |                              |                       |
| <i>Finfish, Frozen Other form</i>          | 39,181                      | 56,187                       | 1.43                  |                                       |                              |                       |
| <b>Total for Other frozen finfish</b>      | <b>39,181</b>               | <b>56,187</b>                |                       |                                       |                              |                       |
| <b>Snapper</b>                             |                             |                              |                       |                                       |                              |                       |
| <i>Finfish, Chilled Whole</i>              | 54,138                      | 614,590                      | 11.35                 | 2,042                                 | 22,703                       | 11.12                 |
| <i>Finfish, Frozen Whole</i>               | 1,000                       | 6,489                        | 6.49                  | 1,000                                 | 6,489                        | 6.49                  |
| <b>Total for Snapper</b>                   | <b>55,138</b>               | <b>621,079</b>               |                       | <b>3,042</b>                          | <b>29,192</b>                |                       |
| <b>Southern Blue Whiting</b>               |                             |                              |                       |                                       |                              |                       |
| <i>Finfish, Frozen Other form</i>          | 495                         | 837                          | 1.69                  |                                       |                              |                       |
| <b>Total for Southern Blue Whiting</b>     | <b>495</b>                  | <b>837</b>                   |                       |                                       |                              |                       |
| <b>Squid</b>                               |                             |                              |                       |                                       |                              |                       |
| <i>Squid, Frozen Other Form</i>            | 36,960                      | 175,630                      | 4.75                  |                                       |                              |                       |

| <b>NETT</b>                   | <b>Jan 2010 -- Dec 2010</b> |                              |                       | <b>Month-to-Date: December - 2010</b> |                              |                       |
|-------------------------------|-----------------------------|------------------------------|-----------------------|---------------------------------------|------------------------------|-----------------------|
|                               | <b>Weight<br/>(kg)</b>      | <b>FOB* Value<br/>(\$NZ)</b> | <b>Unit<br/>Value</b> | <b>Weight<br/>(kg)</b>                | <b>FOB* Value<br/>(\$NZ)</b> | <b>Unit<br/>Value</b> |
| <b>Greece</b>                 |                             |                              |                       |                                       |                              |                       |
| <i>Squid, Frozen Whole</i>    | 2,679,448                   | 8,379,328                    | 3.13                  | 37,852                                | 115,308                      | 3.05                  |
| <b>Total for Squid</b>        | <b>2,716,408</b>            | <b>8,554,958</b>             |                       | <b>37,852</b>                         | <b>115,308</b>               |                       |
| <b>Tarakihi</b>               |                             |                              |                       |                                       |                              |                       |
| <i>Finfish, Chilled Whole</i> | 2                           | 27                           | 13.50                 |                                       |                              |                       |
| <b>Total for Tarakihi</b>     | <b>2</b>                    | <b>27</b>                    |                       |                                       |                              |                       |
| <b>Trevally</b>               |                             |                              |                       |                                       |                              |                       |
| <i>Finfish, Chilled Whole</i> | 1                           | 15                           | 15.00                 |                                       |                              |                       |
| <b>Total for Trevally</b>     | <b>1</b>                    | <b>15</b>                    |                       |                                       |                              |                       |
| <b>Total for Greece</b>       | <b>3,085,896</b>            | <b>10,493,130</b>            |                       | <b>50,358</b>                         | <b>199,915</b>               |                       |



| <b>NETT</b>                                     | <b>Jan 2010 -- Dec 2010</b> |                              |                       | <b>Month-to-Date: December - 2010</b> |                              |                       |
|---|-----------------------------|------------------------------|-----------------------|---------------------------------------|------------------------------|-----------------------|
|   | <b>Weight<br/>(kg)</b>      | <b>FOB* Value<br/>(\$NZ)</b> | <b>Unit<br/>Value</b> | <b>Weight<br/>(kg)</b>                | <b>FOB* Value<br/>(\$NZ)</b> | <b>Unit<br/>Value</b> |
| <b>Guam</b>                                     |                             |                              |                       |                                       |                              |                       |
| <b>Cod, Red</b>                                 |                             |                              |                       |                                       |                              |                       |
| <i>Finfish, Frozen Fillets</i>                  | 35                          | 353                          | 10.09                 |                                       |                              |                       |
| <b>Total for Cod, Red</b>                       | <b>35</b>                   | <b>353</b>                   |                       |                                       |                              |                       |
| <b>Mussels</b>                                  |                             |                              |                       |                                       |                              |                       |
| <i>Mussels, HS Frozen</i>                       | 62,764                      | 274,025                      | 4.37                  |                                       |                              |                       |
| <i>Mussels, Meat Frozen</i>                     | 10,428                      | 66,479                       | 6.38                  |                                       |                              |                       |
| <i>Mussels, Whole Frozen</i>                    | 11,286                      | 33,823                       | 3.00                  |                                       |                              |                       |
| <b>Total for Mussels</b>                        | <b>84,478</b>               | <b>374,327</b>               |                       |                                       |                              |                       |
| <b>Other clams frozen</b>                       |                             |                              |                       |                                       |                              |                       |
| <i>Other Molluscs, Live, Chilled or Frozen</i>  | 250                         | 2,188                        | 8.75                  |                                       |                              |                       |
| <b>Total for Other clams frozen</b>             | <b>250</b>                  | <b>2,188</b>                 |                       |                                       |                              |                       |
| <b>Other preparations</b>                       |                             |                              |                       |                                       |                              |                       |
| <i>Other,</i>                                   | 15                          | 71                           | 4.73                  |                                       |                              |                       |
| <b>Total for Other preparations</b>             | <b>15</b>                   | <b>71</b>                    |                       |                                       |                              |                       |
| <b>Oysters</b>                                  |                             |                              |                       |                                       |                              |                       |
| <i>Oysters, Chilled or Frozen</i>               | 38,829                      | 278,701                      | 7.18                  | 30                                    | 522                          | 17.40                 |
| <b>Total for Oysters</b>                        | <b>38,829</b>               | <b>278,701</b>               |                       | <b>30</b>                             | <b>522</b>                   |                       |
| <b>Salmon, Other</b>                            |                             |                              |                       |                                       |                              |                       |
| <i>Finfish, Frozen Other form</i>               | 43                          | 208                          | 4.84                  |                                       |                              |                       |
| <b>Total for Salmon, Other</b>                  | <b>43</b>                   | <b>208</b>                   |                       |                                       |                              |                       |
| <b>Salmon, Pacific</b>                          |                             |                              |                       |                                       |                              |                       |
| <i>Finfish, Chilled Headed and Guttled</i>      | 263                         | 5,632                        | 21.41                 |                                       |                              |                       |
| <i>Finfish, Processed Smoked</i>                | 3,509                       | 35,236                       | 10.04                 |                                       |                              |                       |
| <b>Total for Salmon, Pacific</b>                | <b>3,772</b>                | <b>40,868</b>                |                       |                                       |                              |                       |
| <b>Salmon, Sockeye</b>                          |                             |                              |                       |                                       |                              |                       |
| <i>Finfish, Frozen Other form</i>               | 5,525                       | 172,714                      | 31.26                 |                                       |                              |                       |
| <b>Total for Salmon, Sockeye</b>                | <b>5,525</b>                | <b>172,714</b>               |                       |                                       |                              |                       |
| <b>Salmonidae</b>                               |                             |                              |                       |                                       |                              |                       |
| <i>Finfish, Frozen Fillets</i>                  | 3,965                       | 111,763                      | 28.19                 |                                       |                              |                       |
| <b>Total for Salmonidae</b>                     | <b>3,965</b>                | <b>111,763</b>               |                       |                                       |                              |                       |
| <b>Shrimps &amp; Prawns</b>                     |                             |                              |                       |                                       |                              |                       |
| <i>Other Crustacea, Live, Chilled or Frozen</i> | 120                         | 3,801                        | 31.68                 |                                       |                              |                       |
| <b>Total for Shrimps &amp; Prawns</b>           | <b>120</b>                  | <b>3,801</b>                 |                       |                                       |                              |                       |
| <b>Squid</b>                                    |                             |                              |                       |                                       |                              |                       |
| <i>Squid, Frozen Whole</i>                      | 4,986                       | 22,121                       | 4.44                  |                                       |                              |                       |
| <b>Total for Squid</b>                          | <b>4,986</b>                | <b>22,121</b>                |                       |                                       |                              |                       |
| <b>Total for Guam</b>                           | <b>142,018</b>              | <b>1,007,115</b>             |                       | <b>30</b>                             | <b>522</b>                   |                       |

| <i>NETT</i>                     | <i>Jan 2010 -- Dec 2010</i> |                              |                       | <i>Month-to-Date: December - 2010</i> |                              |                       |
|---------------------------------|-----------------------------|------------------------------|-----------------------|---------------------------------------|------------------------------|-----------------------|
|                                 | <i>Weight<br/>(kg)</i>      | <i>FOB* Value<br/>(\$NZ)</i> | <i>Unit<br/>Value</i> | <i>Weight<br/>(kg)</i>                | <i>FOB* Value<br/>(\$NZ)</i> | <i>Unit<br/>Value</i> |
| <b>Guinea</b>                   |                             |                              |                       |                                       |                              |                       |
| <b>Kahawai</b>                  |                             |                              |                       |                                       |                              |                       |
| <i>Finfish, Frozen Whole</i>    | 52,000                      | 38,655                       | 0.74                  |                                       |                              |                       |
| <b>Total for Kahawai</b>        | <b>52,000</b>               | <b>38,655</b>                |                       |                                       |                              |                       |
| <b>Mackerel, Blue</b>           |                             |                              |                       |                                       |                              |                       |
| <i>Finfish, Frozen Whole</i>    | 2,575                       | 2,231                        | 0.87                  |                                       |                              |                       |
| <b>Total for Mackerel, Blue</b> | <b>2,575</b>                | <b>2,231</b>                 |                       |                                       |                              |                       |
| <b>Mackerel, Jack</b>           |                             |                              |                       |                                       |                              |                       |
| <i>Finfish, Frozen Whole</i>    | 40,160                      | 34,556                       | 0.86                  |                                       |                              |                       |
| <b>Total for Mackerel, Jack</b> | <b>40,160</b>               | <b>34,556</b>                |                       |                                       |                              |                       |
| <b>Total for Guinea</b>         | <b>94,735</b>               | <b>75,442</b>                |                       |                                       |                              |                       |

| <b>NETT</b>                                     | <b>Jan 2010 -- Dec 2010</b> |                              |                       | <b>Month-to-Date: December - 2010</b> |                              |                       |
|---|-----------------------------|------------------------------|-----------------------|---------------------------------------|------------------------------|-----------------------|
|   | <b>Weight<br/>(kg)</b>      | <b>FOB* Value<br/>(\$NZ)</b> | <b>Unit<br/>Value</b> | <b>Weight<br/>(kg)</b>                | <b>FOB* Value<br/>(\$NZ)</b> | <b>Unit<br/>Value</b> |
| <b>Hong Kong</b>                                |                             |                              |                       |                                       |                              |                       |
| <b>Alfonsino</b>                                |                             |                              |                       |                                       |                              |                       |
| <i>Finfish, Frozen Headed and Guttred</i>       | 10                          | 100                          | 10.00                 |                                       |                              |                       |
| <b>Total for Alfonsino</b>                      | <b>10</b>                   | <b>100</b>                   |                       |                                       |                              |                       |
| <b>Antarctic Toothfish</b>                      |                             |                              |                       |                                       |                              |                       |
| <i>Finfish, Frozen Headed and Guttred</i>       | 8,378                       | 187,124                      | 22.34                 |                                       |                              |                       |
| <b>Total for Antarctic Toothfish</b>            | <b>8,378</b>                | <b>187,124</b>               |                       |                                       |                              |                       |
| <b>Bluenose</b>                                 |                             |                              |                       |                                       |                              |                       |
| <i>Finfish, Chilled Fillets</i>                 | 26                          | 680                          | 26.15                 |                                       |                              |                       |
| <i>Finfish, Chilled Headed and Guttred</i>      | 245                         | 4,063                        | 16.58                 |                                       |                              |                       |
| <i>Finfish, Chilled Other form</i>              | 97                          | 1,592                        | 16.41                 |                                       |                              |                       |
| <i>Finfish, Chilled Whole</i>                   | 201                         | 2,852                        | 14.19                 | 68                                    | 933                          | 13.72                 |
| <b>Total for Bluenose</b>                       | <b>569</b>                  | <b>9,187</b>                 |                       | <b>68</b>                             | <b>933</b>                   |                       |
| <b>Cardinal Fish</b>                            |                             |                              |                       |                                       |                              |                       |
| <i>Finfish, Chilled Fillets</i>                 | 180                         | 1,573                        | 8.74                  |                                       |                              |                       |
| <b>Total for Cardinal Fish</b>                  | <b>180</b>                  | <b>1,573</b>                 |                       |                                       |                              |                       |
| <b>Cockles</b>                                  |                             |                              |                       |                                       |                              |                       |
| <i>Other Molluscs, Live, Chilled or Frozen</i>  | 1,480                       | 10,015                       | 6.77                  | 700                                   | 4,840                        | 6.91                  |
| <b>Total for Cockles</b>                        | <b>1,480</b>                | <b>10,015</b>                |                       | <b>700</b>                            | <b>4,840</b>                 |                       |
| <b>Cod</b>                                      |                             |                              |                       |                                       |                              |                       |
| <i>Finfish, Chilled Other form</i>              | 10                          | 177                          | 17.70                 |                                       |                              |                       |
| <i>Finfish, Frozen Whole</i>                    | 20                          | 242                          | 12.10                 |                                       |                              |                       |
| <b>Total for Cod</b>                            | <b>30</b>                   | <b>419</b>                   |                       |                                       |                              |                       |
| <b>Cod, Blue</b>                                |                             |                              |                       |                                       |                              |                       |
| <i>Finfish, Chilled Fillets</i>                 | 1,096                       | 29,122                       | 26.57                 | 110                                   | 3,036                        | 27.60                 |
| <i>Finfish, Frozen Fillets</i>                  | 3,550                       | 83,111                       | 23.41                 | 340                                   | 7,235                        | 21.28                 |
| <i>Finfish, Processed Smoked</i>                | 6                           | 231                          | 38.50                 |                                       |                              |                       |
| <b>Total for Cod, Blue</b>                      | <b>4,652</b>                | <b>112,464</b>               |                       | <b>450</b>                            | <b>10,271</b>                |                       |
| <b>Cod, Red</b>                                 |                             |                              |                       |                                       |                              |                       |
| <i>Finfish, Frozen Fillets</i>                  | 100                         | 410                          | 4.10                  | 60                                    | 242                          | 4.03                  |
| <b>Total for Cod, Red</b>                       | <b>100</b>                  | <b>410</b>                   |                       | <b>60</b>                             | <b>242</b>                   |                       |
| <b>Crustaceans</b>                              |                             |                              |                       |                                       |                              |                       |
| <i>Other Crustacea, Canned or otherwise p</i>   | 507                         | 3,063                        | 6.04                  | 28                                    | 346                          | 12.36                 |
| <i>Other Crustacea, Live, Chilled or Frozen</i> | 1,575                       | 64,913                       | 41.21                 |                                       |                              |                       |
| <b>Total for Crustaceans</b>                    | <b>2,082</b>                | <b>67,976</b>                |                       | <b>28</b>                             | <b>346</b>                   |                       |
| <b>Eels</b>                                     |                             |                              |                       |                                       |                              |                       |
| <i>Finfish, Chilled Live</i>                    | 36,587                      | 437,807                      | 11.97                 | 3,349                                 | 37,745                       | 11.27                 |
| <i>Finfish, Chilled Other form</i>              | 585                         | 6,834                        | 11.68                 |                                       |                              |                       |
| <i>Finfish, Frozen Headed and Guttred</i>       | 1,200                       | 14,468                       | 12.06                 |                                       |                              |                       |
| <i>Finfish, Frozen Other form</i>               | 1,008                       | 16,122                       | 15.99                 |                                       |                              |                       |
| <i>Finfish, Processed Smoked</i>                | 31                          | 1,185                        | 38.23                 |                                       |                              |                       |

| <b>NETT</b>                             | <b>Jan 2010 -- Dec 2010</b> |                              |                       | <b>Month-to-Date: December - 2010</b> |                              |                       |
|---|-----------------------------|------------------------------|-----------------------|---------------------------------------|------------------------------|-----------------------|
|   | <b>Weight<br/>(kg)</b>      | <b>FOB* Value<br/>(\$NZ)</b> | <b>Unit<br/>Value</b> | <b>Weight<br/>(kg)</b>                | <b>FOB* Value<br/>(\$NZ)</b> | <b>Unit<br/>Value</b> |
| <b>Hong Kong</b>                        |                             |                              |                       |                                       |                              |                       |
| Total for Eels                          | 39,411                      | 476,416                      |                       | 3,349                                 | 37,745                       |                       |
| <b>Elephant Fish</b>                    |                             |                              |                       |                                       |                              |                       |
| Finfish, Frozen Fillets                 | 320                         | 2,315                        | 7.23                  | 200                                   | 1,163                        | 5.82                  |
| Finfish, Frozen Other form              | 31,098                      | 569,365                      | 18.31                 | 8,830                                 | 159,269                      | 18.04                 |
| Total for Elephant Fish                 | 31,418                      | 571,680                      |                       | 9,030                                 | 160,432                      |                       |
| <b>Fillet Salted or in Brine</b>        |                             |                              |                       |                                       |                              |                       |
| Finfish, Processed Smoked, Dried, Salte | 57                          | 5,932                        | 104.07                | 55                                    | 5,507                        | 100.13                |
| Total for Fillet Salted or in Brine     | 57                          | 5,932                        |                       | 55                                    | 5,507                        |                       |
| <b>Finfish extracts</b>                 |                             |                              |                       |                                       |                              |                       |
| Finfish, Processed Other                | 22                          | 260                          | 11.82                 | 22                                    | 260                          | 11.82                 |
| Total for Finfish extracts              | 22                          | 260                          |                       | 22                                    | 260                          |                       |
| <b>Finfish, other fish meat</b>         |                             |                              |                       |                                       |                              |                       |
| Finfish, Processed Other                | 11,672                      | 166,980                      | 14.31                 |                                       |                              |                       |
| Total for Finfish, other fish meat      | 11,672                      | 166,980                      |                       |                                       |                              |                       |
| <b>Fish fingers</b>                     |                             |                              |                       |                                       |                              |                       |
| Finfish, Processed Other                | 49,999                      | 235,873                      | 4.72                  | 4,158                                 | 16,851                       | 4.05                  |
| Total for Fish fingers                  | 49,999                      | 235,873                      |                       | 4,158                                 | 16,851                       |                       |
| <b>Fish prod unfit for human</b>        |                             |                              |                       |                                       |                              |                       |
| Finfish, Processed Other                | 22                          | 3,500                        | 159.09                |                                       |                              |                       |
| Total for Fish prod unfit for hum       | 22                          | 3,500                        |                       |                                       |                              |                       |
| <b>Flounder</b>                         |                             |                              |                       |                                       |                              |                       |
| Finfish, Chilled Other form             | 24                          | 604                          | 25.17                 |                                       |                              |                       |
| Finfish, Chilled Whole                  | 10,608                      | 97,699                       | 9.21                  | 1,937                                 | 18,605                       | 9.61                  |
| Finfish, Frozen Whole                   | 1,248                       | 8,258                        | 6.62                  |                                       |                              |                       |
| Total for Flounder                      | 11,880                      | 106,561                      |                       | 1,937                                 | 18,605                       |                       |
| <b>Ghostshark</b>                       |                             |                              |                       |                                       |                              |                       |
| Finfish, Frozen Fillets                 | 20                          | 88                           | 4.40                  |                                       |                              |                       |
| Finfish, Frozen Other form              | 45,265                      | 742,881                      | 16.41                 | 15,148                                | 257,964                      | 17.03                 |
| Total for Ghostshark                    | 45,285                      | 742,969                      |                       | 15,148                                | 257,964                      |                       |
| <b>Groper</b>                           |                             |                              |                       |                                       |                              |                       |
| Finfish, Chilled Fillets                | 37                          | 1,025                        | 27.70                 | 12                                    | 302                          | 25.17                 |
| Finfish, Chilled Headed and Guttred     | 91                          | 1,825                        | 20.05                 |                                       |                              |                       |
| Finfish, Chilled Other form             | 268                         | 6,846                        | 25.54                 | 41                                    | 1,059                        | 25.83                 |
| Finfish, Chilled Whole                  | 1,796                       | 21,993                       | 12.25                 | 240                                   | 2,755                        | 11.48                 |
| Total for Groper                        | 2,192                       | 31,689                       |                       | 293                                   | 4,116                        |                       |
| <b>Gurnard</b>                          |                             |                              |                       |                                       |                              |                       |
| Finfish, Chilled Fillets                | 485                         | 10,143                       | 20.91                 | 40                                    | 828                          | 20.70                 |
| Finfish, Chilled Other form             | 250                         | 5,034                        | 20.14                 |                                       |                              |                       |
| Finfish, Chilled Whole                  | 799                         | 8,460                        | 10.59                 | 81                                    | 732                          | 9.04                  |
| Finfish, Frozen Fillets                 | 100                         | 1,100                        | 11.00                 |                                       |                              |                       |

| <b>NETT</b>                        | <b>Jan 2010 -- Dec 2010</b> |                              |                       | <b>Month-to-Date: December - 2010</b> |                              |                       |
|------------------------------------|-----------------------------|------------------------------|-----------------------|---------------------------------------|------------------------------|-----------------------|
|                                    | <b>Weight<br/>(kg)</b>      | <b>FOB* Value<br/>(\$NZ)</b> | <b>Unit<br/>Value</b> | <b>Weight<br/>(kg)</b>                | <b>FOB* Value<br/>(\$NZ)</b> | <b>Unit<br/>Value</b> |
| <b>Hong Kong</b>                   |                             |                              |                       |                                       |                              |                       |
| Total for Gurnard                  | 1,634                       | 24,737                       |                       | 121                                   | 1,560                        |                       |
| <b>Hoki</b>                        |                             |                              |                       |                                       |                              |                       |
| Finfish, Frozen Fillets            | 17,721                      | 89,859                       | 5.07                  | 13,260                                | 61,630                       | 4.65                  |
| Total for Hoki                     | 17,721                      | 89,859                       |                       | 13,260                                | 61,630                       |                       |
| <b>John Dory</b>                   |                             |                              |                       |                                       |                              |                       |
| Finfish, Chilled Fillets           | 118                         | 3,742                        | 31.71                 | 40                                    | 1,294                        | 32.35                 |
| Finfish, Chilled Other form        | 54                          | 1,915                        | 35.46                 |                                       |                              |                       |
| Finfish, Chilled Whole             | 4,481                       | 61,736                       | 13.78                 | 689                                   | 9,204                        | 13.36                 |
| Total for John Dory                | 4,653                       | 67,393                       |                       | 729                                   | 10,498                       |                       |
| <b>KahBarrTuna pack other</b>      |                             |                              |                       |                                       |                              |                       |
| Finfish, Processed Packed          | 340                         | 64,000                       | 188.24                |                                       |                              |                       |
| Total for KahBarrTuna pack oth     | 340                         | 64,000                       |                       |                                       |                              |                       |
| <b>Kingfish, Yellowtail</b>        |                             |                              |                       |                                       |                              |                       |
| Finfish, Chilled Whole             | 1,004                       | 11,525                       | 11.48                 | 111                                   | 1,097                        | 9.88                  |
| Total for Kingfish, Yellowtail     | 1,004                       | 11,525                       |                       | 111                                   | 1,097                        |                       |
| <b>Ling</b>                        |                             |                              |                       |                                       |                              |                       |
| Finfish, Chilled Fillets           | 788                         | 16,105                       | 20.44                 | 122                                   | 2,414                        | 19.79                 |
| Finfish, Frozen Fillets            | 1,383,350                   | 13,219,655                   | 9.56                  | 78,720                                | 863,207                      | 10.97                 |
| Finfish, Frozen Whole              | 15,337                      | 30,568                       | 1.99                  | 15,337                                | 30,568                       | 1.99                  |
| Total for Ling                     | 1,399,475                   | 13,266,328                   |                       | 94,179                                | 896,189                      |                       |
| <b>Mackerel</b>                    |                             |                              |                       |                                       |                              |                       |
| Finfish, Processed Smoked          | 1,086                       | 19,101                       | 17.59                 | 85                                    | 1,753                        | 20.62                 |
| Total for Mackerel                 | 1,086                       | 19,101                       |                       | 85                                    | 1,753                        |                       |
| <b>Mackerel, Blue</b>              |                             |                              |                       |                                       |                              |                       |
| Finfish, Frozen Whole              | 60                          | 126                          | 2.10                  |                                       |                              |                       |
| Total for Mackerel, Blue           | 60                          | 126                          |                       |                                       |                              |                       |
| <b>Mackerel, Jack</b>              |                             |                              |                       |                                       |                              |                       |
| Finfish, Frozen Headed and Guttred | 17,940                      | 37,732                       | 2.10                  |                                       |                              |                       |
| Total for Mackerel, Jack           | 17,940                      | 37,732                       |                       |                                       |                              |                       |
| <b>Monkfish</b>                    |                             |                              |                       |                                       |                              |                       |
| Finfish, Chilled Fillets           | 440                         | 8,228                        | 18.70                 | 60                                    | 1,122                        | 18.70                 |
| Finfish, Frozen Fillets            | 3,190                       | 37,345                       | 11.71                 | 490                                   | 6,827                        | 13.93                 |
| Total for Monkfish                 | 3,630                       | 45,573                       |                       | 550                                   | 7,949                        |                       |
| <b>Monkfish (Stargazer)</b>        |                             |                              |                       |                                       |                              |                       |
| Finfish, Frozen Headed and Guttred | 2,020                       | 14,829                       | 7.34                  |                                       |                              |                       |
| Finfish, Frozen Other form         | 1,020                       | 11,879                       | 11.65                 |                                       |                              |                       |
| Total for Monkfish (Stargazer)     | 3,040                       | 26,708                       |                       |                                       |                              |                       |
| <b>Mussels</b>                     |                             |                              |                       |                                       |                              |                       |
| Mussels, Freeze-dried pwd          | 60                          | 6,800                        | 113.33                |                                       |                              |                       |

| <b>NETT</b>                                     | <b>Jan 2010 -- Dec 2010</b> |                              |                       | <b>Month-to-Date: December - 2010</b> |                              |                       |  |
|---|-----------------------------|------------------------------|-----------------------|---------------------------------------|------------------------------|-----------------------|--|
|   | <b>Weight<br/>(kg)</b>      | <b>FOB* Value<br/>(\$NZ)</b> | <b>Unit<br/>Value</b> | <b>Weight<br/>(kg)</b>                | <b>FOB* Value<br/>(\$NZ)</b> | <b>Unit<br/>Value</b> |  |
| <b>Hong Kong</b>                                |                             |                              |                       |                                       |                              |                       |  |
| <i>Mussels, HS Frozen</i>                       | 1,302,455                   | 6,283,710                    | 4.82                  | 246,755                               | 1,338,393                    | 5.42                  |  |
| <i>Mussels, Live</i>                            | 27,783                      | 108,416                      | 3.90                  | 2,787                                 | 11,053                       | 3.97                  |  |
| <i>Mussels, Meat Frozen</i>                     | 303,704                     | 1,877,939                    | 6.18                  | 28,372                                | 185,483                      | 6.54                  |  |
| <i>Mussels, Powder in capsule</i>               | 443                         | 38,941                       | 87.90                 |                                       |                              |                       |  |
| <i>Mussels, Pre'ed/Marinated</i>                | 789                         | 3,495                        | 4.43                  |                                       |                              |                       |  |
| <i>Mussels, Smoked</i>                          | 972                         | 26,624                       | 27.39                 | 88                                    | 2,556                        | 29.05                 |  |
| <i>Mussels, Whole Chilled</i>                   | 8,498                       | 37,836                       | 4.45                  | 2,130                                 | 9,697                        | 4.55                  |  |
| <i>Mussels, Whole Frozen</i>                    | 200                         | 4,148                        | 20.74                 |                                       |                              |                       |  |
| <b>Total for Mussels</b>                        | <b>1,644,904</b>            | <b>8,387,909</b>             |                       | <b>280,132</b>                        | <b>1,547,182</b>             |                       |  |
| <b>Orange Roughy</b>                            |                             |                              |                       |                                       |                              |                       |  |
| <i>Finfish, Chilled Fillets</i>                 | 321                         | 6,105                        | 19.02                 | 42                                    | 1,102                        | 26.24                 |  |
| <i>Finfish, Frozen Fillets</i>                  | 16,798                      | 258,298                      | 15.38                 | 4,100                                 | 37,522                       | 9.15                  |  |
| <i>Finfish, Frozen Whole</i>                    | 2,010                       | 48,399                       | 24.08                 |                                       |                              |                       |  |
| <b>Total for Orange Roughy</b>                  | <b>19,129</b>               | <b>312,802</b>               |                       | <b>4,142</b>                          | <b>38,624</b>                |                       |  |
| <b>Oreo Dory, Smooth</b>                        |                             |                              |                       |                                       |                              |                       |  |
| <i>Finfish, Frozen Fillets</i>                  | 7,400                       | 51,574                       | 6.97                  | 500                                   | 2,887                        | 5.77                  |  |
| <b>Total for Oreo Dory, Smooth</b>              | <b>7,400</b>                | <b>51,574</b>                |                       | <b>500</b>                            | <b>2,887</b>                 |                       |  |
| <b>Other chilled fillets</b>                    |                             |                              |                       |                                       |                              |                       |  |
| <i>Finfish, Chilled Fillets</i>                 | 2,124                       | 17,866                       | 8.41                  | 90                                    | 1,505                        | 16.72                 |  |
| <b>Total for Other chilled fillets</b>          | <b>2,124</b>                | <b>17,866</b>                |                       | <b>90</b>                             | <b>1,505</b>                 |                       |  |
| <b>Other chilled finfish</b>                    |                             |                              |                       |                                       |                              |                       |  |
| <i>Finfish, Chilled Headed and Guttled</i>      | 133                         | 863                          | 6.49                  |                                       |                              |                       |  |
| <i>Finfish, Chilled Other form</i>              | 161                         | 1,335                        | 8.29                  | 25                                    | 247                          | 9.88                  |  |
| <i>Finfish, Chilled Whole</i>                   | 2,446                       | 30,253                       | 12.37                 | 331                                   | 3,597                        | 10.87                 |  |
| <b>Total for Other chilled finfish</b>          | <b>2,740</b>                | <b>32,451</b>                |                       | <b>356</b>                            | <b>3,844</b>                 |                       |  |
| <b>Other clams chilled</b>                      |                             |                              |                       |                                       |                              |                       |  |
| <i>Other Molluscs, Live, Chilled or Frozen</i>  | 3,561                       | 71,937                       | 20.20                 | 90                                    | 618                          | 6.87                  |  |
| <b>Total for Other clams chilled</b>            | <b>3,561</b>                | <b>71,937</b>                |                       | <b>90</b>                             | <b>618</b>                   |                       |  |
| <b>Other clams frozen</b>                       |                             |                              |                       |                                       |                              |                       |  |
| <i>Other Molluscs, Live, Chilled or Frozen</i>  | 2,060                       | 15,795                       | 7.67                  |                                       |                              |                       |  |
| <b>Total for Other clams frozen</b>             | <b>2,060</b>                | <b>15,795</b>                |                       |                                       |                              |                       |  |
| <b>Other Crawfish, frozen</b>                   |                             |                              |                       |                                       |                              |                       |  |
| <i>Other,</i>                                   | 10                          | 620                          | 62.00                 |                                       |                              |                       |  |
| <b>Total for Other Crawfish, frozen</b>         | <b>10</b>                   | <b>620</b>                   |                       |                                       |                              |                       |  |
| <b>Other Crustacea: Ch/Fzn</b>                  |                             |                              |                       |                                       |                              |                       |  |
| <i>Other Crustacea, Live, Chilled or Frozen</i> | 28                          | 869                          | 31.04                 |                                       |                              |                       |  |
| <b>Total for Other Crustacea: Ch/Fz</b>         | <b>28</b>                   | <b>869</b>                   |                       |                                       |                              |                       |  |
| <b>Other Dogfish/Shark</b>                      |                             |                              |                       |                                       |                              |                       |  |
| <i>Finfish, Frozen Other form</i>               | 2,298                       | 67,603                       | 29.42                 |                                       |                              |                       |  |
| <b>Total for Other Dogfish/Shark</b>            | <b>2,298</b>                | <b>67,603</b>                |                       |                                       |                              |                       |  |

| <b>NETT</b>                                    | <b>Jan 2010 -- Dec 2010</b> |                              |                       | <b>Month-to-Date: December - 2010</b> |                              |                       |
|--|-----------------------------|------------------------------|-----------------------|---------------------------------------|------------------------------|-----------------------|
|  | <b>Weight<br/>(kg)</b>      | <b>FOB* Value<br/>(\$NZ)</b> | <b>Unit<br/>Value</b> | <b>Weight<br/>(kg)</b>                | <b>FOB* Value<br/>(\$NZ)</b> | <b>Unit<br/>Value</b> |
| <b>Hong Kong</b>                               |                             |                              |                       |                                       |                              |                       |
| <b>Other dried excl smoked</b>                 |                             |                              |                       |                                       |                              |                       |
| <i>Other,</i>                                  | 7,739                       | 1,152,502                    | 148.92                | 1,462                                 | 214,528                      | 146.74                |
| <b>Total for Other dried excl smoke</b>        | <b>7,739</b>                | <b>1,152,502</b>             |                       | <b>1,462</b>                          | <b>214,528</b>               |                       |
| <b>Other Fish Packed</b>                       |                             |                              |                       |                                       |                              |                       |
| <i>Other,</i>                                  | 218,023                     | 1,155,945                    | 5.30                  | 61,268                                | 313,907                      | 5.12                  |
| <b>Total for Other Fish Packed</b>             | <b>218,023</b>              | <b>1,155,945</b>             |                       | <b>61,268</b>                         | <b>313,907</b>               |                       |
| <b>Other Flatfish</b>                          |                             |                              |                       |                                       |                              |                       |
| <i>Finfish, Chilled Other form</i>             | 290                         | 4,515                        | 15.57                 |                                       |                              |                       |
| <i>Finfish, Frozen Other form</i>              | 250                         | 1,287                        | 5.15                  |                                       |                              |                       |
| <i>Finfish, Frozen Whole</i>                   | 820                         | 11,836                       | 14.43                 |                                       |                              |                       |
| <b>Total for Other Flatfish</b>                | <b>1,360</b>                | <b>17,638</b>                |                       |                                       |                              |                       |
| <b>Other frozen finfish</b>                    |                             |                              |                       |                                       |                              |                       |
| <i>Finfish, Frozen Other form</i>              | 17,104                      | 70,174                       | 4.10                  |                                       |                              |                       |
| <i>Finfish, Frozen Whole</i>                   | 23,962                      | 28,626                       | 1.19                  |                                       |                              |                       |
| <b>Total for Other frozen finfish</b>          | <b>41,066</b>               | <b>98,800</b>                |                       |                                       |                              |                       |
| <b>Other invertebrate</b>                      |                             |                              |                       |                                       |                              |                       |
| <i>Other Molluscs, Live, Chilled or Frozen</i> | 7,522                       | 257,800                      | 34.27                 |                                       |                              |                       |
| <b>Total for Other invertebrate</b>            | <b>7,522</b>                | <b>257,800</b>               |                       |                                       |                              |                       |
| <b>Other live fish</b>                         |                             |                              |                       |                                       |                              |                       |
| <i>Finfish, Chilled Live</i>                   | 1,693                       | 26,440                       | 15.62                 |                                       |                              |                       |
| <b>Total for Other live fish</b>               | <b>1,693</b>                | <b>26,440</b>                |                       |                                       |                              |                       |
| <b>Other Molluscs</b>                          |                             |                              |                       |                                       |                              |                       |
| <i>Other Molluscs, Canned or otherwise pr</i>  | 22,495                      | 121,037                      | 5.38                  |                                       |                              |                       |
| <i>Other Molluscs, Live, Chilled or Frozen</i> | 21,587                      | 305,096                      | 14.13                 | 1,300                                 | 18,982                       | 14.60                 |
| <b>Total for Other Molluscs</b>                | <b>44,082</b>               | <b>426,133</b>               |                       | <b>1,300</b>                          | <b>18,982</b>                |                       |
| <b>Other preparations</b>                      |                             |                              |                       |                                       |                              |                       |
| <i>Other,</i>                                  | 250,572                     | 1,399,536                    | 5.59                  | 6,720                                 | 33,848                       | 5.04                  |
| <b>Total for Other preparations</b>            | <b>250,572</b>              | <b>1,399,536</b>             |                       | <b>6,720</b>                          | <b>33,848</b>                |                       |
| <b>Other smoked fish</b>                       |                             |                              |                       |                                       |                              |                       |
| <i>Other,</i>                                  | 133                         | 12,663                       | 95.21                 | 21                                    | 877                          | 41.76                 |
| <b>Total for Other smoked fish</b>             | <b>133</b>                  | <b>12,663</b>                |                       | <b>21</b>                             | <b>877</b>                   |                       |
| <b>Oysters</b>                                 |                             |                              |                       |                                       |                              |                       |
| <i>Oysters, Chilled or Frozen</i>              | 378,522                     | 2,529,611                    | 6.68                  | 33,459                                | 261,401                      | 7.81                  |
| <b>Total for Oysters</b>                       | <b>378,522</b>              | <b>2,529,611</b>             |                       | <b>33,459</b>                         | <b>261,401</b>               |                       |
| <b>Paua</b>                                    |                             |                              |                       |                                       |                              |                       |
| <i>Other Molluscs, Canned or otherwise pr</i>  | 504,665                     | 29,166,876                   | 57.79                 | 67,197                                | 4,153,510                    | 61.81                 |
| <i>Other Molluscs, Live, Chilled or Frozen</i> | 3,180                       | 149,103                      | 46.89                 | 2,300                                 | 89,353                       | 38.85                 |
| <i>Other Molluscs, Not Live/Chilled/Frozen</i> | 32,226                      | 2,147,957                    | 66.65                 | 1,458                                 | 66,873                       | 45.87                 |
| <b>Total for Paua</b>                          | <b>540,071</b>              | <b>31,463,936</b>            |                       | <b>70,955</b>                         | <b>4,309,736</b>             |                       |

| <b>NETT</b>                                     | <b>Jan 2010 -- Dec 2010</b> |                              |                       | <b>Month-to-Date: December - 2010</b> |                              |                       |
|---|-----------------------------|------------------------------|-----------------------|---------------------------------------|------------------------------|-----------------------|
|   | <b>Weight<br/>(kg)</b>      | <b>FOB* Value<br/>(\$NZ)</b> | <b>Unit<br/>Value</b> | <b>Weight<br/>(kg)</b>                | <b>FOB* Value<br/>(\$NZ)</b> | <b>Unit<br/>Value</b> |
| <b>Hong Kong</b>                                |                             |                              |                       |                                       |                              |                       |
| <b>Rock Lobster</b>                             |                             |                              |                       |                                       |                              |                       |
| <i>Rock Lobster, Chilled Live</i>               | 2,139,329                   | 178,807,683                  | 83.58                 | 9,523                                 | 661,080                      | 69.42                 |
| <i>Rock Lobster, Frozen Other form</i>          | 10                          | 10                           | 1.00                  |                                       |                              |                       |
| <i>Rock Lobster, Frozen Tails</i>               | 608                         | 23,700                       | 38.98                 |                                       |                              |                       |
| <i>Rock Lobster, Frozen Whole</i>               | 5,450                       | 234,976                      | 43.11                 |                                       |                              |                       |
| <b>Total for Rock Lobster</b>                   | <b>2,145,397</b>            | <b>179,066,369</b>           |                       | <b>9,523</b>                          | <b>661,080</b>               |                       |
| <b>Salmon</b>                                   |                             |                              |                       |                                       |                              |                       |
| <i>Finfish, Processed Cans or Jars, Whole o</i> | 1                           | 2                            | 2.00                  | 1                                     | 2                            | 2.00                  |
| <i>Finfish, Processed Other</i>                 | 289                         | 10,523                       | 36.41                 | 150                                   | 5,789                        | 38.59                 |
| <b>Total for Salmon</b>                         | <b>290</b>                  | <b>10,525</b>                |                       | <b>151</b>                            | <b>5,791</b>                 |                       |
| <b>Salmon, Other</b>                            |                             |                              |                       |                                       |                              |                       |
| <i>Finfish, Frozen Headed and Guttled</i>       | 2,050                       | 18,224                       | 8.89                  |                                       |                              |                       |
| <i>Finfish, Frozen Other form</i>               | 15                          | 446                          | 29.73                 |                                       |                              |                       |
| <b>Total for Salmon, Other</b>                  | <b>2,065</b>                | <b>18,670</b>                |                       |                                       |                              |                       |
| <b>Salmon, Pacific</b>                          |                             |                              |                       |                                       |                              |                       |
| <i>Finfish, Chilled Headed and Guttled</i>      | 50                          | 953                          | 19.06                 |                                       |                              |                       |
| <i>Finfish, Chilled Other form</i>              | 432                         | 14,651                       | 33.91                 |                                       |                              |                       |
| <i>Finfish, Chilled Whole</i>                   | 159,746                     | 2,170,497                    | 13.59                 | 10,458                                | 137,518                      | 13.15                 |
| <i>Finfish, Processed Smoked</i>                | 10,952                      | 415,128                      | 37.90                 | 1,734                                 | 66,168                       | 38.16                 |
| <b>Total for Salmon, Pacific</b>                | <b>171,180</b>              | <b>2,601,229</b>             |                       | <b>12,192</b>                         | <b>203,686</b>               |                       |
| <b>Salmonidae</b>                               |                             |                              |                       |                                       |                              |                       |
| <i>Finfish, Chilled Fillets</i>                 | 3,278                       | 92,260                       | 28.15                 | 311                                   | 9,256                        | 29.76                 |
| <i>Finfish, Frozen Fillets</i>                  | 182                         | 6,707                        | 36.85                 |                                       |                              |                       |
| <b>Total for Salmonidae</b>                     | <b>3,460</b>                | <b>98,967</b>                |                       | <b>311</b>                            | <b>9,256</b>                 |                       |
| <b>Scallops</b>                                 |                             |                              |                       |                                       |                              |                       |
| <i>Other Molluscs, Live, Chilled or Frozen</i>  | 568                         | 6,366                        | 11.21                 |                                       |                              |                       |
| <b>Total for Scallops</b>                       | <b>568</b>                  | <b>6,366</b>                 |                       |                                       |                              |                       |
| <b>School shark</b>                             |                             |                              |                       |                                       |                              |                       |
| <i>Finfish, Frozen Fillets</i>                  | 75                          | 1,770                        | 23.60                 |                                       |                              |                       |
| <i>Finfish, Frozen Other form</i>               | 14,860                      | 619,192                      | 41.67                 | 975                                   | 34,066                       | 34.94                 |
| <b>Total for School shark</b>                   | <b>14,935</b>               | <b>620,962</b>               |                       | <b>975</b>                            | <b>34,066</b>                |                       |
| <b>Shrimps &amp; Prawns</b>                     |                             |                              |                       |                                       |                              |                       |
| <i>Other Crustacea, Live, Chilled or Frozen</i> | 31,601                      | 757,210                      | 23.96                 | 1,124                                 | 54,047                       | 48.08                 |
| <b>Total for Shrimps &amp; Prawns</b>           | <b>31,601</b>               | <b>757,210</b>               |                       | <b>1,124</b>                          | <b>54,047</b>                |                       |
| <b>Skate</b>                                    |                             |                              |                       |                                       |                              |                       |
| <i>Finfish, Frozen Fillets</i>                  | 1,200                       | 7,444                        | 6.20                  |                                       |                              |                       |
| <b>Total for Skate</b>                          | <b>1,200</b>                | <b>7,444</b>                 |                       |                                       |                              |                       |
| <b>Snapper</b>                                  |                             |                              |                       |                                       |                              |                       |
| <i>Finfish, Chilled Fillets</i>                 | 78                          | 1,075                        | 13.78                 | 12                                    | 168                          | 14.00                 |
| <i>Finfish, Chilled Headed and Guttled</i>      | 49                          | 671                          | 13.69                 | 38                                    | 517                          | 13.61                 |
| <i>Finfish, Chilled Other form</i>              | 14                          | 119                          | 8.50                  |                                       |                              |                       |



| <b>NETT</b>                               | <b>Jan 2010 -- Dec 2010</b> |                              |                       | <b>Month-to-Date: December - 2010</b> |                              |                       |
|---|-----------------------------|------------------------------|-----------------------|---------------------------------------|------------------------------|-----------------------|
|   | <b>Weight<br/>(kg)</b>      | <b>FOB* Value<br/>(\$NZ)</b> | <b>Unit<br/>Value</b> | <b>Weight<br/>(kg)</b>                | <b>FOB* Value<br/>(\$NZ)</b> | <b>Unit<br/>Value</b> |
| <b>Hong Kong</b>                          |                             |                              |                       |                                       |                              |                       |
| <i>Finfish, Chilled Whole</i>             | 4,405                       | 55,647                       | 12.63                 | 615                                   | 7,053                        | 11.47                 |
| <b>Total for Snapper</b>                  | <b>4,546</b>                | <b>57,512</b>                |                       | <b>665</b>                            | <b>7,738</b>                 |                       |
| <b>Sole</b>                               |                             |                              |                       |                                       |                              |                       |
| <i>Finfish, Frozen Headed and Guttled</i> | 6,360                       | 23,160                       | 3.64                  |                                       |                              |                       |
| <i>Finfish, Frozen Other form</i>         | 4,844                       | 23,682                       | 4.89                  | 820                                   | 3,857                        | 4.70                  |
| <b>Total for Sole</b>                     | <b>11,204</b>               | <b>46,842</b>                |                       | <b>820</b>                            | <b>3,857</b>                 |                       |
| <b>Sole, Lemon</b>                        |                             |                              |                       |                                       |                              |                       |
| <i>Finfish, Frozen Fillets</i>            | 125                         | 2,125                        | 17.00                 |                                       |                              |                       |
| <i>Finfish, Frozen Whole</i>              | 18,990                      | 95,041                       | 5.00                  | 1,000                                 | 4,520                        | 4.52                  |
| <b>Total for Sole, Lemon</b>              | <b>19,115</b>               | <b>97,166</b>                |                       | <b>1,000</b>                          | <b>4,520</b>                 |                       |
| <b>Sole, New Zealand</b>                  |                             |                              |                       |                                       |                              |                       |
| <i>Finfish, Chilled Fillets</i>           | 449                         | 9,200                        | 20.49                 | 50                                    | 1,090                        | 21.80                 |
| <i>Finfish, Chilled Whole</i>             | 70                          | 1,183                        | 16.90                 |                                       |                              |                       |
| <i>Finfish, Frozen Fillets</i>            | 110                         | 2,403                        | 21.85                 |                                       |                              |                       |
| <i>Finfish, Frozen Other form</i>         | 11,070                      | 42,891                       | 3.87                  |                                       |                              |                       |
| <i>Finfish, Frozen Whole</i>              | 87,830                      | 430,963                      | 4.91                  | 2,730                                 | 14,150                       | 5.18                  |
| <b>Total for Sole, New Zealand</b>        | <b>99,529</b>               | <b>486,640</b>               |                       | <b>2,780</b>                          | <b>15,240</b>                |                       |
| <b>Spiny Dogfish</b>                      |                             |                              |                       |                                       |                              |                       |
| <i>Finfish, Frozen Other form</i>         | 30,505                      | 529,168                      | 17.35                 | 3,000                                 | 50,344                       | 16.78                 |
| <b>Total for Spiny Dogfish</b>            | <b>30,505</b>               | <b>529,168</b>               |                       | <b>3,000</b>                          | <b>50,344</b>                |                       |
| <b>Spotted Dogfish ( Rig )</b>            |                             |                              |                       |                                       |                              |                       |
| <i>Finfish, Frozen Other form</i>         | 4,570                       | 111,988                      | 24.51                 | 170                                   | 2,799                        | 16.46                 |
| <b>Total for Spotted Dogfish ( Rig )</b>  | <b>4,570</b>                | <b>111,988</b>               |                       | <b>170</b>                            | <b>2,799</b>                 |                       |
| <b>Squid</b>                              |                             |                              |                       |                                       |                              |                       |
| <i>Squid, Frozen Other Form</i>           | 280,240                     | 431,381                      | 1.54                  | 19,330                                | 25,970                       | 1.34                  |
| <i>Squid, Frozen Tubes/Steaks</i>         | 9,000                       | 15,099                       | 1.68                  |                                       |                              |                       |
| <i>Squid, Frozen Whole</i>                | 4,360                       | 15,158                       | 3.48                  |                                       |                              |                       |
| <i>Squid, Frz Heads&amp;Tentacles</i>     | 212,750                     | 1,127,774                    | 5.30                  |                                       |                              |                       |
| <b>Total for Squid</b>                    | <b>506,350</b>              | <b>1,589,412</b>             |                       | <b>19,330</b>                         | <b>25,970</b>                |                       |
| <b>Swordfish</b>                          |                             |                              |                       |                                       |                              |                       |
| <i>Finfish, Chilled Fillets</i>           | 20                          | 391                          | 19.55                 |                                       |                              |                       |
| <b>Total for Swordfish</b>                | <b>20</b>                   | <b>391</b>                   |                       |                                       |                              |                       |
| <b>Tarakihi</b>                           |                             |                              |                       |                                       |                              |                       |
| <i>Finfish, Chilled Fillets</i>           | 697                         | 14,255                       | 20.45                 | 72                                    | 1,424                        | 19.78                 |
| <i>Finfish, Chilled Whole</i>             | 1,611                       | 20,762                       | 12.89                 | 159                                   | 1,355                        | 8.52                  |
| <i>Finfish, Frozen Fillets</i>            | 46                          | 724                          | 15.74                 |                                       |                              |                       |
| <b>Total for Tarakihi</b>                 | <b>2,354</b>                | <b>35,741</b>                |                       | <b>231</b>                            | <b>2,779</b>                 |                       |
| <b>Toothfish, Other</b>                   |                             |                              |                       |                                       |                              |                       |
| <i>Finfish, Frozen Other form</i>         | 300                         | 2,665                        | 8.88                  |                                       |                              |                       |
| <b>Total for Toothfish, Other</b>         | <b>300</b>                  | <b>2,665</b>                 |                       |                                       |                              |                       |

| <b>NETT</b>                                    | <b>Jan 2010 -- Dec 2010</b> |                              |                       | <b>Month-to-Date: December - 2010</b> |                              |                       |
|--|-----------------------------|------------------------------|-----------------------|---------------------------------------|------------------------------|-----------------------|
|  | <b>Weight<br/>(kg)</b>      | <b>FOB* Value<br/>(\$NZ)</b> | <b>Unit<br/>Value</b> | <b>Weight<br/>(kg)</b>                | <b>FOB* Value<br/>(\$NZ)</b> | <b>Unit<br/>Value</b> |
| <b>Hong Kong</b>                               |                             |                              |                       |                                       |                              |                       |
| <b>Trevally</b>                                |                             |                              |                       |                                       |                              |                       |
| <i>Finfish, Chilled Fillets</i>                | 312                         | 5,190                        | 16.63                 | 32                                    | 534                          | 16.69                 |
| <i>Finfish, Chilled Other form</i>             | 8                           | 164                          | 20.50                 |                                       |                              |                       |
| <i>Finfish, Chilled Whole</i>                  | 435                         | 5,898                        | 13.56                 | 17                                    | 155                          | 9.12                  |
| <b>Total for Trevally</b>                      | <b>755</b>                  | <b>11,252</b>                |                       | <b>49</b>                             | <b>689</b>                   |                       |
| <b>Tuatua</b>                                  |                             |                              |                       |                                       |                              |                       |
| <i>Other Molluscs, Live, Chilled or Frozen</i> | 30                          | 127                          | 4.23                  |                                       |                              |                       |
| <b>Total for Tuatua</b>                        | <b>30</b>                   | <b>127</b>                   |                       |                                       |                              |                       |
| <b>Tuna, Bigeye</b>                            |                             |                              |                       |                                       |                              |                       |
| <i>Finfish, Chilled Headed and Guttled</i>     | 208                         | 4,033                        | 19.39                 | 19                                    | 462                          | 24.32                 |
| <i>Finfish, Chilled Whole</i>                  | 154                         | 1,896                        | 12.31                 |                                       |                              |                       |
| <b>Total for Tuna, Bigeye</b>                  | <b>362</b>                  | <b>5,929</b>                 |                       | <b>19</b>                             | <b>462</b>                   |                       |
| <b>Tuna, Bluefin</b>                           |                             |                              |                       |                                       |                              |                       |
| <i>Finfish, Chilled Whole</i>                  | 109                         | 1,386                        | 12.72                 |                                       |                              |                       |
| <b>Total for Tuna, Bluefin</b>                 | <b>109</b>                  | <b>1,386</b>                 |                       |                                       |                              |                       |
| <b>Tuna, Other</b>                             |                             |                              |                       |                                       |                              |                       |
| <i>Finfish, Chilled Fillets</i>                | 20                          | 207                          | 10.35                 |                                       |                              |                       |
| <i>Finfish, Chilled Other form</i>             | 109                         | 1,373                        | 12.60                 |                                       |                              |                       |
| <b>Total for Tuna, Other</b>                   | <b>129</b>                  | <b>1,580</b>                 |                       |                                       |                              |                       |
| <b>Tuna, Southern Bluefin</b>                  |                             |                              |                       |                                       |                              |                       |
| <i>Finfish, Chilled Whole</i>                  | 110                         | 2,051                        | 18.65                 |                                       |                              |                       |
| <b>Total for Tuna, Southern Bluefin</b>        | <b>110</b>                  | <b>2,051</b>                 |                       |                                       |                              |                       |
| <b>Warehou, Blue</b>                           |                             |                              |                       |                                       |                              |                       |
| <i>Finfish, Chilled Fillets</i>                | 10                          | 125                          | 12.50                 |                                       |                              |                       |
| <b>Total for Warehou, Blue</b>                 | <b>10</b>                   | <b>125</b>                   |                       |                                       |                              |                       |
| <b>Total for Hong Kong</b>                     | <b>7,885,753</b>            | <b>250,052,357</b>           |                       | <b>657,168</b>                        | <b>9,329,051</b>             |                       |

| <b>NETT</b>                                  | <i>Jan 2010 -- Dec 2010</i> |                              |                       | <i>Month-to-Date: December - 2010</i> |                              |                       |
|--|-----------------------------|------------------------------|-----------------------|---------------------------------------|------------------------------|-----------------------|
|  | <i>Weight<br/>(kg)</i>      | <i>FOB* Value<br/>(\$NZ)</i> | <i>Unit<br/>Value</i> | <i>Weight<br/>(kg)</i>                | <i>FOB* Value<br/>(\$NZ)</i> | <i>Unit<br/>Value</i> |
| <b>Hungary</b>                               |                             |                              |                       |                                       |                              |                       |
| <b>Extracts &amp; Juices of Aq V</b>         |                             |                              |                       |                                       |                              |                       |
| <i>Other,</i>                                | 1,023                       | 90,789                       | 88.75                 |                                       |                              |                       |
| <b>Total for Extracts &amp; Juices of Aq</b> | <b>1,023</b>                | <b>90,789</b>                |                       |                                       |                              |                       |
| <b>Finfish extracts</b>                      |                             |                              |                       |                                       |                              |                       |
| <i>Finfish, Processed Other</i>              | 650                         | 59,682                       | 91.82                 |                                       |                              |                       |
| <b>Total for Finfish extracts</b>            | <b>650</b>                  | <b>59,682</b>                |                       |                                       |                              |                       |
| <b>Mussels</b>                               |                             |                              |                       |                                       |                              |                       |
| <i>Mussels, Freeze-dried pwd</i>             | 268                         | 10,975                       | 40.95                 |                                       |                              |                       |
| <i>Mussels, Other not L/Ch/Fz</i>            | 240                         | 26,234                       | 109.31                |                                       |                              |                       |
| <i>Mussels, Powder in capsule</i>            | 60                          | 5,350                        | 89.17                 |                                       |                              |                       |
| <b>Total for Mussels</b>                     | <b>568</b>                  | <b>42,559</b>                |                       |                                       |                              |                       |
| <b>Total for Hungary</b>                     | <b>2,241</b>                | <b>193,030</b>               |                       |                                       |                              |                       |

| <b>NETT</b>                                     | <b>Jan 2010 -- Dec 2010</b> |                              |                       | <b>Month-to-Date: December - 2010</b> |                              |                       |
|---|-----------------------------|------------------------------|-----------------------|---------------------------------------|------------------------------|-----------------------|
|   | <b>Weight<br/>(kg)</b>      | <b>FOB* Value<br/>(\$NZ)</b> | <b>Unit<br/>Value</b> | <b>Weight<br/>(kg)</b>                | <b>FOB* Value<br/>(\$NZ)</b> | <b>Unit<br/>Value</b> |
| <b>India</b>                                    |                             |                              |                       |                                       |                              |                       |
| <b>Barracouta</b>                               |                             |                              |                       |                                       |                              |                       |
| <i>Finfish, Frozen Fillets</i>                  | 100                         | 213                          | 2.13                  |                                       |                              |                       |
| <b>Total for Barracouta</b>                     | <b>100</b>                  | <b>213</b>                   |                       |                                       |                              |                       |
| <b>Extracts &amp; Juices of Aq V</b>            |                             |                              |                       |                                       |                              |                       |
| <i>Other,</i>                                   | 440                         | 35,218                       | 80.04                 |                                       |                              |                       |
| <b>Total for Extracts &amp; Juices of Aq</b>    | <b>440</b>                  | <b>35,218</b>                |                       |                                       |                              |                       |
| <b>Fish fingers</b>                             |                             |                              |                       |                                       |                              |                       |
| <i>Finfish, Processed Other</i>                 | 5,642                       | 23,837                       | 4.22                  |                                       |                              |                       |
| <b>Total for Fish fingers</b>                   | <b>5,642</b>                | <b>23,837</b>                |                       |                                       |                              |                       |
| <b>Hoki</b>                                     |                             |                              |                       |                                       |                              |                       |
| <i>Finfish, Frozen Fillets</i>                  | 108                         | 763                          | 7.06                  |                                       |                              |                       |
| <b>Total for Hoki</b>                           | <b>108</b>                  | <b>763</b>                   |                       |                                       |                              |                       |
| <b>Mussels</b>                                  |                             |                              |                       |                                       |                              |                       |
| <i>Mussels, Freeze-dried pwd</i>                | 520                         | 53,420                       | 102.73                |                                       |                              |                       |
| <i>Mussels, HS Frozen</i>                       | 120                         | 488                          | 4.07                  |                                       |                              |                       |
| <i>Mussels, Other not L/Ch/Fz</i>               | 21                          | 2,800                        | 133.33                |                                       |                              |                       |
| <i>Mussels, Powder in capsule</i>               | 340                         | 21,882                       | 64.36                 |                                       |                              |                       |
| <i>Mussels, Pre'ed/Marinated</i>                | 40                          | 2,800                        | 70.00                 |                                       |                              |                       |
| <b>Total for Mussels</b>                        | <b>1,041</b>                | <b>81,390</b>                |                       |                                       |                              |                       |
| <b>Other frozen fillets</b>                     |                             |                              |                       |                                       |                              |                       |
| <i>Finfish, Frozen Fillets</i>                  | 1,000                       | 6,643                        | 6.64                  |                                       |                              |                       |
| <b>Total for Other frozen fillets</b>           | <b>1,000</b>                | <b>6,643</b>                 |                       |                                       |                              |                       |
| <b>Other preparations</b>                       |                             |                              |                       |                                       |                              |                       |
| <i>Other,</i>                                   | 4,057                       | 17,368                       | 4.28                  |                                       |                              |                       |
| <b>Total for Other preparations</b>             | <b>4,057</b>                | <b>17,368</b>                |                       |                                       |                              |                       |
| <b>Shrimps &amp; Prawns</b>                     |                             |                              |                       |                                       |                              |                       |
| <i>Other Crustacea, Live, Chilled or Frozen</i> | 2,820                       | 3,384                        | 1.20                  |                                       |                              |                       |
| <b>Total for Shrimps &amp; Prawns</b>           | <b>2,820</b>                | <b>3,384</b>                 |                       |                                       |                              |                       |
| <b>Total for India</b>                          | <b>15,208</b>               | <b>168,816</b>               |                       |                                       |                              |                       |

| <b>NETT</b>                                    | <b>Jan 2010 -- Dec 2010</b> |                                  |                       | <b>Month-to-Date: December - 2010</b> |                                  |                       |
|--|-----------------------------|----------------------------------|-----------------------|---------------------------------------|----------------------------------|-----------------------|
|  | <b>Weight<br/>(kg)</b>      | <b>FOB*<br/>Value<br/>(\$NZ)</b> | <b>Unit<br/>Value</b> | <b>Weight<br/>(kg)</b>                | <b>FOB*<br/>Value<br/>(\$NZ)</b> | <b>Unit<br/>Value</b> |
| <b>Indonesia</b>                               |                             |                                  |                       |                                       |                                  |                       |
| <b>Fish meal fit for human</b>                 |                             |                                  |                       |                                       |                                  |                       |
| <i>Finfish, Processed Other</i>                | 98                          | 8,564                            | 87.39                 |                                       |                                  |                       |
| <b>Total for Fish meal fit for human</b>       | <b>98</b>                   | <b>8,564</b>                     |                       |                                       |                                  |                       |
| <b>Fish prod unfit for human</b>               |                             |                                  |                       |                                       |                                  |                       |
| <i>Finfish, Processed Other</i>                | 40,000                      | 53,770                           | 1.34                  |                                       |                                  |                       |
| <b>Total for Fish prod unfit for hum</b>       | <b>40,000</b>               | <b>53,770</b>                    |                       |                                       |                                  |                       |
| <b>John Dory</b>                               |                             |                                  |                       |                                       |                                  |                       |
| <i>Finfish, Chilled Headed and Guttred</i>     | 10                          | 215                              | 21.50                 |                                       |                                  |                       |
| <b>Total for John Dory</b>                     | <b>10</b>                   | <b>215</b>                       |                       |                                       |                                  |                       |
| <b>Mussels</b>                                 |                             |                                  |                       |                                       |                                  |                       |
| <i>Mussels, HS Fresh/Chld</i>                  | 500                         | 2,580                            | 5.16                  |                                       |                                  |                       |
| <i>Mussels, HS Frozen</i>                      | 25,827                      | 127,069                          | 4.92                  | 8,064                                 | 43,811                           | 5.43                  |
| <i>Mussels, Live</i>                           | 500                         | 1,393                            | 2.79                  |                                       |                                  |                       |
| <i>Mussels, Meat Frozen</i>                    | 10                          | 57                               | 5.70                  |                                       |                                  |                       |
| <b>Total for Mussels</b>                       | <b>26,837</b>               | <b>131,099</b>                   |                       | <b>8,064</b>                          | <b>43,811</b>                    |                       |
| <b>Other frozen finfish</b>                    |                             |                                  |                       |                                       |                                  |                       |
| <i>Finfish, Frozen Whole</i>                   | 14,795                      | 39,792                           | 2.69                  |                                       |                                  |                       |
| <b>Total for Other frozen finfish</b>          | <b>14,795</b>               | <b>39,792</b>                    |                       |                                       |                                  |                       |
| <b>Oysters</b>                                 |                             |                                  |                       |                                       |                                  |                       |
| <i>Oysters, Chilled or Frozen</i>              | 9,155                       | 74,604                           | 8.15                  | 3,000                                 | 22,282                           | 7.43                  |
| <b>Total for Oysters</b>                       | <b>9,155</b>                | <b>74,604</b>                    |                       | <b>3,000</b>                          | <b>22,282</b>                    |                       |
| <b>Salmon, Pacific</b>                         |                             |                                  |                       |                                       |                                  |                       |
| <i>Finfish, Chilled Headed and Guttred</i>     | 1,044                       | 8,063                            | 7.72                  |                                       |                                  |                       |
| <i>Finfish, Chilled Other form</i>             | 879                         | 10,463                           | 11.90                 |                                       |                                  |                       |
| <b>Total for Salmon, Pacific</b>               | <b>1,923</b>                | <b>18,526</b>                    |                       |                                       |                                  |                       |
| <b>Salmon, Sockeye</b>                         |                             |                                  |                       |                                       |                                  |                       |
| <i>Finfish, Frozen Headed and Guttred</i>      | 93,534                      | 690,943                          | 7.39                  |                                       |                                  |                       |
| <b>Total for Salmon, Sockeye</b>               | <b>93,534</b>               | <b>690,943</b>                   |                       |                                       |                                  |                       |
| <b>Salmonidae</b>                              |                             |                                  |                       |                                       |                                  |                       |
| <i>Finfish, Chilled Fillets</i>                | 516                         | 7,022                            | 13.61                 |                                       |                                  |                       |
| <b>Total for Salmonidae</b>                    | <b>516</b>                  | <b>7,022</b>                     |                       |                                       |                                  |                       |
| <b>Scallops</b>                                |                             |                                  |                       |                                       |                                  |                       |
| <i>Other Molluscs, Live, Chilled or Frozen</i> | 200                         | 6,060                            | 30.30                 |                                       |                                  |                       |
| <b>Total for Scallops</b>                      | <b>200</b>                  | <b>6,060</b>                     |                       |                                       |                                  |                       |
| <b>Sole</b>                                    |                             |                                  |                       |                                       |                                  |                       |
| <i>Finfish, Frozen Whole</i>                   | 500                         | 3,510                            | 7.02                  |                                       |                                  |                       |
| <b>Total for Sole</b>                          | <b>500</b>                  | <b>3,510</b>                     |                       |                                       |                                  |                       |
| <b>Sole, Lemon</b>                             |                             |                                  |                       |                                       |                                  |                       |

| <i>NETT</i>                  | <i>Jan 2010 -- Dec 2010</i> |                              |                       | <i>Month-to-Date: December - 2010</i> |                              |                       |
|------------------------------|-----------------------------|------------------------------|-----------------------|---------------------------------------|------------------------------|-----------------------|
|                              | <i>Weight<br/>(kg)</i>      | <i>FOB* Value<br/>(\$NZ)</i> | <i>Unit<br/>Value</i> | <i>Weight<br/>(kg)</i>                | <i>FOB* Value<br/>(\$NZ)</i> | <i>Unit<br/>Value</i> |
| <b>Indonesia</b>             |                             |                              |                       |                                       |                              |                       |
| <i>Finfish, Frozen Whole</i> | 700                         | 13,522                       | 19.32                 |                                       |                              |                       |
| <b>Total for Sole, Lemon</b> | 700                         | 13,522                       |                       |                                       |                              |                       |
| <b>Total for Indonesia</b>   | 188,268                     | 1,047,627                    |                       | 11,064                                | 66,093                       |                       |

| <b>NETT</b>                               | <b>Jan 2010 -- Dec 2010</b> |                        |                       | <b>Month-to-Date: December - 2010</b> |                        |                       |
|---|-----------------------------|------------------------|-----------------------|---------------------------------------|------------------------|-----------------------|
|   | <b>Weight<br/>(kg)</b>      | <b>FOB*<br/>(\$NZ)</b> | <b>Value<br/>Unit</b> | <b>Weight<br/>(kg)</b>                | <b>FOB*<br/>(\$NZ)</b> | <b>Value<br/>Unit</b> |
| <b>Iran, Islamic Republic Of</b>          |                             |                        |                       |                                       |                        |                       |
| <b>Barracouta</b>                         |                             |                        |                       |                                       |                        |                       |
| <i>Finfish, Frozen Headed and Guttred</i> | 120                         | 135                    | 1.13                  |                                       |                        |                       |
| <b>Total for Barracouta</b>               | <b>120</b>                  | <b>135</b>             |                       |                                       |                        |                       |
| <b>Cod, Red</b>                           |                             |                        |                       |                                       |                        |                       |
| <i>Finfish, Frozen Headed and Guttred</i> | 134,330                     | 367,263                | 2.73                  |                                       |                        |                       |
| <b>Total for Cod, Red</b>                 | <b>134,330</b>              | <b>367,263</b>         |                       |                                       |                        |                       |
| <b>Hake</b>                               |                             |                        |                       |                                       |                        |                       |
| <i>Finfish, Frozen Other form</i>         | 50,400                      | 235,480                | 4.67                  |                                       |                        |                       |
| <b>Total for Hake</b>                     | <b>50,400</b>               | <b>235,480</b>         |                       |                                       |                        |                       |
| <b>Hoki</b>                               |                             |                        |                       |                                       |                        |                       |
| <i>Finfish, Frozen Fillets</i>            | 19,380                      | 91,780                 | 4.74                  |                                       |                        |                       |
| <i>Finfish, Frozen Headed and Guttred</i> | 2,360,036                   | 6,787,148              | 2.88                  | 92,944                                | 283,338                | 3.05                  |
| <i>Finfish, Frozen Other form</i>         | 83,381                      | 236,010                | 2.83                  | 72,240                                | 201,945                | 2.80                  |
| <b>Total for Hoki</b>                     | <b>2,462,797</b>            | <b>7,114,938</b>       |                       | <b>165,184</b>                        | <b>485,283</b>         |                       |
| <b>Kahawai</b>                            |                             |                        |                       |                                       |                        |                       |
| <i>Finfish, Frozen Other form</i>         | 27,000                      | 52,506                 | 1.94                  |                                       |                        |                       |
| <i>Finfish, Frozen Whole</i>              | 222,275                     | 331,865                | 1.49                  |                                       |                        |                       |
| <b>Total for Kahawai</b>                  | <b>249,275</b>              | <b>384,371</b>         |                       |                                       |                        |                       |
| <b>Mackerel, Blue</b>                     |                             |                        |                       |                                       |                        |                       |
| <i>Finfish, Frozen Other form</i>         | 92,000                      | 199,255                | 2.17                  |                                       |                        |                       |
| <i>Finfish, Frozen Whole</i>              | 140,575                     | 208,448                | 1.48                  |                                       |                        |                       |
| <b>Total for Mackerel, Blue</b>           | <b>232,575</b>              | <b>407,703</b>         |                       |                                       |                        |                       |
| <b>Southern Blue Whiting</b>              |                             |                        |                       |                                       |                        |                       |
| <i>Finfish, Frozen Headed and Guttred</i> | 184,777                     | 378,674                | 2.05                  |                                       |                        |                       |
| <b>Total for Southern Blue Whiting</b>    | <b>184,777</b>              | <b>378,674</b>         |                       |                                       |                        |                       |
| <b>Tuna, Skipjack</b>                     |                             |                        |                       |                                       |                        |                       |
| <i>Finfish, Frozen Whole</i>              | 6,137,944                   | 8,811,605              | 1.44                  | 3,350,739                             | 4,883,198              | 1.46                  |
| <b>Total for Tuna, Skipjack</b>           | <b>6,137,944</b>            | <b>8,811,605</b>       |                       | <b>3,350,739</b>                      | <b>4,883,198</b>       |                       |
| <b>Warehou, Blue</b>                      |                             |                        |                       |                                       |                        |                       |
| <i>Finfish, Frozen Headed and Guttred</i> | 169,936                     | 419,542                | 2.47                  | 111,360                               | 275,426                | 2.47                  |
| <i>Finfish, Frozen Other form</i>         | 303,744                     | 715,766                | 2.36                  | 71,016                                | 177,540                | 2.50                  |
| <b>Total for Warehou, Blue</b>            | <b>473,680</b>              | <b>1,135,308</b>       |                       | <b>182,376</b>                        | <b>452,966</b>         |                       |
| <b>Warehou, Other</b>                     |                             |                        |                       |                                       |                        |                       |
| <i>Finfish, Frozen Headed and Guttred</i> | 181,192                     | 493,028                | 2.72                  |                                       |                        |                       |
| <i>Finfish, Frozen Other form</i>         | 40,560                      | 112,239                | 2.77                  |                                       |                        |                       |
| <b>Total for Warehou, Other</b>           | <b>221,752</b>              | <b>605,267</b>         |                       |                                       |                        |                       |
| <b>Warehou, Silver</b>                    |                             |                        |                       |                                       |                        |                       |
| <i>Finfish, Frozen Headed and Guttred</i> | 102,176                     | 310,936                | 3.04                  | 18,560                                | 55,292                 | 2.98                  |
| <i>Finfish, Frozen Other form</i>         | 322,848                     | 1,080,662              | 3.35                  |                                       |                        |                       |

| <i>NETT</i>                             | <i>Jan 2010 -- Dec 2010</i> |                              |                       | <i>Month-to-Date: December - 2010</i> |                              |                       |
|---|-----------------------------|------------------------------|-----------------------|---------------------------------------|------------------------------|-----------------------|
|   | <i>Weight<br/>(kg)</i>      | <i>FOB* Value<br/>(\$NZ)</i> | <i>Unit<br/>Value</i> | <i>Weight<br/>(kg)</i>                | <i>FOB* Value<br/>(\$NZ)</i> | <i>Unit<br/>Value</i> |
| <b>Iran, Islamic Republic Of</b>        |                             |                              |                       |                                       |                              |                       |
| <i>Finfish, Frozen Whole</i>            | 6,912                       | 18,665                       | 2.70                  |                                       |                              |                       |
| <b>Total for Warehou, Silver</b>        | 431,936                     | 1,410,263                    |                       | 18,560                                | 55,292                       |                       |
| <b>Total for Iran, Islamic Republic</b> | 10,579,586                  | 20,851,007                   |                       | 3,716,859                             | 5,876,739                    |                       |



| <i>NETT</i>                                    | <i>Jan 2010 -- Dec 2010</i> |                              |                       | <i>Month-to-Date: December - 2010</i> |                              |                       |
|--|-----------------------------|------------------------------|-----------------------|---------------------------------------|------------------------------|-----------------------|
|  | <i>Weight<br/>(kg)</i>      | <i>FOB* Value<br/>(\$NZ)</i> | <i>Unit<br/>Value</i> | <i>Weight<br/>(kg)</i>                | <i>FOB* Value<br/>(\$NZ)</i> | <i>Unit<br/>Value</i> |
| <b>Ireland</b>                                 |                             |                              |                       |                                       |                              |                       |
| <b>Finfish, fillet blocks</b>                  |                             |                              |                       |                                       |                              |                       |
| <i>Finfish, Processed Other</i>                | 40,500                      | 214,242                      | 5.29                  |                                       |                              |                       |
| <b>Total for Finfish, fillet blocks</b>        | <b>40,500</b>               | <b>214,242</b>               |                       |                                       |                              |                       |
| <b>Other Molluscs</b>                          |                             |                              |                       |                                       |                              |                       |
| <i>Other Molluscs, Live, Chilled or Frozen</i> | 1,075                       | 94,363                       | 87.78                 |                                       |                              |                       |
| <b>Total for Other Molluscs</b>                | <b>1,075</b>                | <b>94,363</b>                |                       |                                       |                              |                       |
| <b>Total for Ireland</b>                       | <b>41,575</b>               | <b>308,605</b>               |                       |                                       |                              |                       |

| <i>NETT</i>                             | <i>Jan 2010 -- Dec 2010</i> |                              |                       | <i>Month-to-Date: December - 2010</i> |                              |                       |
|---|-----------------------------|------------------------------|-----------------------|---------------------------------------|------------------------------|-----------------------|
|   | <i>Weight<br/>(kg)</i>      | <i>FOB* Value<br/>(\$NZ)</i> | <i>Unit<br/>Value</i> | <i>Weight<br/>(kg)</i>                | <i>FOB* Value<br/>(\$NZ)</i> | <i>Unit<br/>Value</i> |
| <b>Israel</b>                           |                             |                              |                       |                                       |                              |                       |
| <b>Mussels</b>                          |                             |                              |                       |                                       |                              |                       |
| <i>Mussels, HS Frozen</i>               | 39,137                      | 184,684                      | 4.72                  |                                       |                              |                       |
| <b>Total for Mussels</b>                | <b>39,137</b>               | <b>184,684</b>               |                       |                                       |                              |                       |
| <b>Other Crawfish, frozen</b>           |                             |                              |                       |                                       |                              |                       |
| <i>Other,</i>                           | 9,360                       | 47,701                       | 5.10                  |                                       |                              |                       |
| <b>Total for Other Crawfish, frozen</b> | <b>9,360</b>                | <b>47,701</b>                |                       |                                       |                              |                       |
| <b>Total for Israel</b>                 | <b>48,497</b>               | <b>232,385</b>               |                       |                                       |                              |                       |

| <b>NETT</b>                                    | <b>Jan 2010 -- Dec 2010</b> |                              |                       | <b>Month-to-Date: December - 2010</b> |                              |                       |
|--|-----------------------------|------------------------------|-----------------------|---------------------------------------|------------------------------|-----------------------|
|  | <b>Weight<br/>(kg)</b>      | <b>FOB* Value<br/>(\$NZ)</b> | <b>Unit<br/>Value</b> | <b>Weight<br/>(kg)</b>                | <b>FOB* Value<br/>(\$NZ)</b> | <b>Unit<br/>Value</b> |
| <b>Italy</b>                                   |                             |                              |                       |                                       |                              |                       |
| <b>Eels</b>                                    |                             |                              |                       |                                       |                              |                       |
| <i>Finfish, Frozen Whole</i>                   | 14,496                      | 100,313                      | 6.92                  |                                       |                              |                       |
| <b>Total for Eels</b>                          | <b>14,496</b>               | <b>100,313</b>               |                       |                                       |                              |                       |
| <b>Finfish, other fish meat</b>                |                             |                              |                       |                                       |                              |                       |
| <i>Finfish, Processed Other</i>                | 9,540                       | 30,810                       | 3.23                  |                                       |                              |                       |
| <b>Total for Finfish, other fish meat</b>      | <b>9,540</b>                | <b>30,810</b>                |                       |                                       |                              |                       |
| <b>Fish fingers</b>                            |                             |                              |                       |                                       |                              |                       |
| <i>Finfish, Processed Other</i>                | 10,198                      | 83,124                       | 8.15                  |                                       |                              |                       |
| <b>Total for Fish fingers</b>                  | <b>10,198</b>               | <b>83,124</b>                |                       |                                       |                              |                       |
| <b>Fish Flours,meals,pellets</b>               |                             |                              |                       |                                       |                              |                       |
| <i>Finfish, Processed Flours,meals,pellets</i> | 300                         | 11,800                       | 39.33                 |                                       |                              |                       |
| <b>Total for Fish Flours,meals,pelle</b>       | <b>300</b>                  | <b>11,800</b>                |                       |                                       |                              |                       |
| <b>Groper</b>                                  |                             |                              |                       |                                       |                              |                       |
| <i>Finfish, Chilled Whole</i>                  | 63                          | 813                          | 12.90                 |                                       |                              |                       |
| <b>Total for Groper</b>                        | <b>63</b>                   | <b>813</b>                   |                       |                                       |                              |                       |
| <b>Gurnard</b>                                 |                             |                              |                       |                                       |                              |                       |
| <i>Finfish, Chilled Fillets</i>                | 17                          | 226                          | 13.29                 |                                       |                              |                       |
| <i>Finfish, Chilled Whole</i>                  | 34,959                      | 321,600                      | 9.20                  | 3,490                                 | 29,081                       | 8.33                  |
| <b>Total for Gurnard</b>                       | <b>34,976</b>               | <b>321,826</b>               |                       | <b>3,490</b>                          | <b>29,081</b>                |                       |
| <b>Hake</b>                                    |                             |                              |                       |                                       |                              |                       |
| <i>Finfish, Frozen Headed and Guttred</i>      | 102,572                     | 490,815                      | 4.79                  | 23,904                                | 98,998                       | 4.14                  |
| <i>Finfish, Frozen Other form</i>              | 44,403                      | 215,323                      | 4.85                  | 2,400                                 | 10,627                       | 4.43                  |
| <b>Total for Hake</b>                          | <b>146,975</b>              | <b>706,138</b>               |                       | <b>26,304</b>                         | <b>109,625</b>               |                       |
| <b>Hoki</b>                                    |                             |                              |                       |                                       |                              |                       |
| <i>Finfish, Frozen Fillets</i>                 | 10,159                      | 47,550                       | 4.68                  |                                       |                              |                       |
| <b>Total for Hoki</b>                          | <b>10,159</b>               | <b>47,550</b>                |                       |                                       |                              |                       |
| <b>John Dory</b>                               |                             |                              |                       |                                       |                              |                       |
| <i>Finfish, Chilled Fillets</i>                | 3                           | 100                          | 33.33                 |                                       |                              |                       |
| <i>Finfish, Chilled Whole</i>                  | 4,764                       | 64,624                       | 13.57                 | 576                                   | 9,205                        | 15.98                 |
| <i>Finfish, Frozen Whole</i>                   | 2,588                       | 13,607                       | 5.26                  |                                       |                              |                       |
| <b>Total for John Dory</b>                     | <b>7,355</b>                | <b>78,331</b>                |                       | <b>576</b>                            | <b>9,205</b>                 |                       |
| <b>Kingfish, Yellowtail</b>                    |                             |                              |                       |                                       |                              |                       |
| <i>Finfish, Chilled Fillets</i>                | 3                           | 87                           | 29.00                 |                                       |                              |                       |
| <i>Finfish, Chilled Headed and Guttred</i>     | 1,821                       | 18,201                       | 10.00                 |                                       |                              |                       |
| <i>Finfish, Chilled Whole</i>                  | 625                         | 7,511                        | 12.02                 | 106                                   | 1,190                        | 11.23                 |
| <b>Total for Kingfish, Yellowtail</b>          | <b>2,449</b>                | <b>25,799</b>                |                       | <b>106</b>                            | <b>1,190</b>                 |                       |
| <b>Monkfish (Stargazer)</b>                    |                             |                              |                       |                                       |                              |                       |
| <i>Finfish, Chilled Headed and Guttred</i>     | 20                          | 440                          | 22.00                 |                                       |                              |                       |
| <i>Finfish, Frozen Other form</i>              | 20                          | 440                          | 22.00                 |                                       |                              |                       |

| <b>NETT</b>                             | <b>Jan 2010 -- Dec 2010</b> |                              |                       | <b>Month-to-Date: December - 2010</b> |                              |                       |
|---|-----------------------------|------------------------------|-----------------------|---------------------------------------|------------------------------|-----------------------|
|   | <b>Weight<br/>(kg)</b>      | <b>FOB* Value<br/>(\$NZ)</b> | <b>Unit<br/>Value</b> | <b>Weight<br/>(kg)</b>                | <b>FOB* Value<br/>(\$NZ)</b> | <b>Unit<br/>Value</b> |
| <b>Italy</b>                            |                             |                              |                       |                                       |                              |                       |
| Total for Monkfish (Stargazer)          | 40                          | 880                          |                       |                                       |                              |                       |
| <b>Mussels</b>                          |                             |                              |                       |                                       |                              |                       |
| Mussels, Freeze-dried pwd               | 850                         | 35,652                       | 41.94                 | 150                                   | 6,559                        | 43.73                 |
| Mussels, HS Frozen                      | 371,514                     | 1,660,580                    | 4.47                  | 78,034                                | 420,943                      | 5.39                  |
| Total for Mussels                       | 372,364                     | 1,696,232                    |                       | 78,184                                | 427,502                      |                       |
| <b>Orange Roughy</b>                    |                             |                              |                       |                                       |                              |                       |
| Finfish, Frozen Headed and Guttled      | 2,000                       | 21,735                       | 10.87                 |                                       |                              |                       |
| Finfish, Frozen Whole                   | 7,443                       | 52,051                       | 6.99                  |                                       |                              |                       |
| Total for Orange Roughy                 | 9,443                       | 73,786                       |                       |                                       |                              |                       |
| <b>Oreo Dory, Other</b>                 |                             |                              |                       |                                       |                              |                       |
| Finfish, Frozen Headed and Guttled      | 10,000                      | 34,948                       | 3.49                  |                                       |                              |                       |
| Total for Oreo Dory, Other              | 10,000                      | 34,948                       |                       |                                       |                              |                       |
| <b>Oreo Dory, Smooth</b>                |                             |                              |                       |                                       |                              |                       |
| Finfish, Frozen Fillets                 | 2,830                       | 22,337                       | 7.89                  |                                       |                              |                       |
| Total for Oreo Dory, Smooth             | 2,830                       | 22,337                       |                       |                                       |                              |                       |
| <b>Other chilled finfish</b>            |                             |                              |                       |                                       |                              |                       |
| Finfish, Chilled Headed and Guttled     | 106                         | 1,479                        | 13.95                 | 106                                   | 1,479                        | 13.95                 |
| Finfish, Chilled Other form             | 18                          | 265                          | 14.72                 |                                       |                              |                       |
| Finfish, Chilled Whole                  | 3,855                       | 47,709                       | 12.38                 | 572                                   | 8,156                        | 14.26                 |
| Total for Other chilled finfish         | 3,979                       | 49,453                       |                       | 678                                   | 9,635                        |                       |
| <b>Other frozen finfish</b>             |                             |                              |                       |                                       |                              |                       |
| Finfish, Frozen Other form              | 12,260                      | 67,756                       | 5.53                  |                                       |                              |                       |
| Finfish, Frozen Whole                   | 18,502                      | 105,544                      | 5.70                  |                                       |                              |                       |
| Total for Other frozen finfish          | 30,762                      | 173,300                      |                       |                                       |                              |                       |
| <b>Other Molluscs</b>                   |                             |                              |                       |                                       |                              |                       |
| Other Molluscs, Live, Chilled or Frozen | 14,850                      | 169,675                      | 11.43                 | 4,530                                 | 51,494                       | 11.37                 |
| Total for Other Molluscs                | 14,850                      | 169,675                      |                       | 4,530                                 | 51,494                       |                       |
| <b>Oysters</b>                          |                             |                              |                       |                                       |                              |                       |
| Oysters, Chilled or Frozen              | 26,693                      | 197,603                      | 7.40                  | 10,000                                | 86,168                       | 8.62                  |
| Total for Oysters                       | 26,693                      | 197,603                      |                       | 10,000                                | 86,168                       |                       |
| <b>Rock Lobster</b>                     |                             |                              |                       |                                       |                              |                       |
| Rock Lobster, Chilled Live              | 25                          | 579                          | 23.16                 |                                       |                              |                       |
| Total for Rock Lobster                  | 25                          | 579                          |                       |                                       |                              |                       |
| <b>Salmon, Pacific</b>                  |                             |                              |                       |                                       |                              |                       |
| Finfish, Chilled Whole                  | 44                          | 530                          | 12.05                 |                                       |                              |                       |
| Total for Salmon, Pacific               | 44                          | 530                          |                       |                                       |                              |                       |
| <b>Salmonidae</b>                       |                             |                              |                       |                                       |                              |                       |
| Finfish, Chilled Fillets                | 19                          | 281                          | 14.79                 |                                       |                              |                       |

| <b>NETT</b>                              | <b>Jan 2010 -- Dec 2010</b> |                              |                       | <b>Month-to-Date: December - 2010</b> |                              |                       |
|--|-----------------------------|------------------------------|-----------------------|---------------------------------------|------------------------------|-----------------------|
|  | <b>Weight<br/>(kg)</b>      | <b>FOB* Value<br/>(\$NZ)</b> | <b>Unit<br/>Value</b> | <b>Weight<br/>(kg)</b>                | <b>FOB* Value<br/>(\$NZ)</b> | <b>Unit<br/>Value</b> |
| <b>Italy</b>                             |                             |                              |                       |                                       |                              |                       |
| Total for Salmonidae                     | 19                          | 281                          |                       |                                       |                              |                       |
| <b>Shrimps &amp; Prawns</b>              |                             |                              |                       |                                       |                              |                       |
| Other Crustacea, Live, Chilled or Frozen | 5,100                       | 161,398                      | 31.65                 | 5,100                                 | 161,398                      | 31.65                 |
| Total for Shrimps & Prawns               | 5,100                       | 161,398                      |                       | 5,100                                 | 161,398                      |                       |
| <b>Skate</b>                             |                             |                              |                       |                                       |                              |                       |
| Finfish, Frozen Fillets                  | 155,060                     | 556,455                      | 3.59                  | 19,000                                | 63,371                       | 3.34                  |
| Total for Skate                          | 155,060                     | 556,455                      |                       | 19,000                                | 63,371                       |                       |
| <b>Snapper</b>                           |                             |                              |                       |                                       |                              |                       |
| Finfish, Chilled Fillets                 | 14                          | 340                          | 24.29                 |                                       |                              |                       |
| Finfish, Chilled Whole                   | 12,389                      | 146,513                      | 11.83                 | 2,318                                 | 27,002                       | 11.65                 |
| Finfish, Frozen Whole                    | 289,164                     | 2,405,301                    | 8.32                  | 79,493                                | 638,419                      | 8.03                  |
| Total for Snapper                        | 301,567                     | 2,552,154                    |                       | 81,811                                | 665,421                      |                       |
| <b>Sole</b>                              |                             |                              |                       |                                       |                              |                       |
| Finfish, Chilled Other form              | 14                          | 308                          | 22.00                 |                                       |                              |                       |
| Total for Sole                           | 14                          | 308                          |                       |                                       |                              |                       |
| <b>Spiny Dogfish</b>                     |                             |                              |                       |                                       |                              |                       |
| Finfish, Frozen Other form               | 62,670                      | 239,265                      | 3.82                  |                                       |                              |                       |
| Total for Spiny Dogfish                  | 62,670                      | 239,265                      |                       |                                       |                              |                       |
| <b>Spotted Dogfish ( Rig )</b>           |                             |                              |                       |                                       |                              |                       |
| Finfish, Chilled Fillets                 | 2                           | 32                           | 16.00                 |                                       |                              |                       |
| Total for Spotted Dogfish ( Rig )        | 2                           | 32                           |                       |                                       |                              |                       |
| <b>Squid</b>                             |                             |                              |                       |                                       |                              |                       |
| Squid, Frozen HG                         | 80,652                      | 619,779                      | 7.68                  |                                       |                              |                       |
| Squid, Frozen Other Form                 | 157,562                     | 652,741                      | 4.14                  |                                       |                              |                       |
| Squid, Frozen Whole                      | 75,338                      | 237,054                      | 3.15                  |                                       |                              |                       |
| Total for Squid                          | 313,552                     | 1,509,574                    |                       |                                       |                              |                       |
| <b>Tarakihi</b>                          |                             |                              |                       |                                       |                              |                       |
| Finfish, Chilled Fillets                 | 3                           | 49                           | 16.33                 |                                       |                              |                       |
| Total for Tarakihi                       | 3                           | 49                           |                       |                                       |                              |                       |
| <b>Trevally</b>                          |                             |                              |                       |                                       |                              |                       |
| Finfish, Chilled Fillets                 | 3                           | 49                           | 16.33                 |                                       |                              |                       |
| Finfish, Chilled Whole                   | 91                          | 907                          | 9.97                  |                                       |                              |                       |
| Total for Trevally                       | 94                          | 956                          |                       |                                       |                              |                       |
| <b>Total for Italy</b>                   | <b>1,545,622</b>            | <b>8,846,299</b>             |                       | <b>229,779</b>                        | <b>1,614,090</b>             |                       |

| <b>NETT</b>                                   | <b>Jan 2010 -- Dec 2010</b> |                        |                                 | <b>Month-to-Date: December - 2010</b> |                        |                                 |
|---|-----------------------------|------------------------|---------------------------------|---------------------------------------|------------------------|---------------------------------|
|   | <b>Weight<br/>(kg)</b>      | <b>FOB*<br/>(\$NZ)</b> | <b>Value<br/>Unit<br/>Value</b> | <b>Weight<br/>(kg)</b>                | <b>FOB*<br/>(\$NZ)</b> | <b>Value<br/>Unit<br/>Value</b> |
| <b>Japan</b>                                  |                             |                        |                                 |                                       |                        |                                 |
| <b>Alfonsino</b>                              |                             |                        |                                 |                                       |                        |                                 |
| <i>Finfish, Frozen Headed and Guttled</i>     | 537,946                     | 4,190,995              | 7.79                            | 64,660                                | 534,982                | 8.27                            |
| <i>Finfish, Frozen Other form</i>             | 450,196                     | 3,146,046              | 6.99                            | 29,148                                | 239,920                | 8.23                            |
| <i>Finfish, Frozen Whole</i>                  | 18,780                      | 83,775                 | 4.46                            | 15,170                                | 71,929                 | 4.74                            |
| <b>Total for Alfonsino</b>                    | <b>1,006,922</b>            | <b>7,420,816</b>       |                                 | <b>108,978</b>                        | <b>846,831</b>         |                                 |
| <b>Antarctic Toothfish</b>                    |                             |                        |                                 |                                       |                        |                                 |
| <i>Finfish, Frozen Other form</i>             | 28,704                      | 257,830                | 8.98                            |                                       |                        |                                 |
| <b>Total for Antarctic Toothfish</b>          | <b>28,704</b>               | <b>257,830</b>         |                                 |                                       |                        |                                 |
| <b>Barracouta</b>                             |                             |                        |                                 |                                       |                        |                                 |
| <i>Finfish, Frozen Fillets</i>                | 399,140                     | 982,077                | 2.46                            | 16,680                                | 44,414                 | 2.66                            |
| <i>Finfish, Frozen Headed and Guttled</i>     | 49,432                      | 69,580                 | 1.41                            |                                       |                        |                                 |
| <b>Total for Barracouta</b>                   | <b>448,572</b>              | <b>1,051,657</b>       |                                 | <b>16,680</b>                         | <b>44,414</b>          |                                 |
| <b>Bluenose</b>                               |                             |                        |                                 |                                       |                        |                                 |
| <i>Finfish, Chilled Headed and Guttled</i>    | 259                         | 2,933                  | 11.32                           |                                       |                        |                                 |
| <i>Finfish, Chilled Whole</i>                 | 9                           | 97                     | 10.78                           |                                       |                        |                                 |
| <b>Total for Bluenose</b>                     | <b>268</b>                  | <b>3,030</b>           |                                 |                                       |                        |                                 |
| <b>Cardinal Fish</b>                          |                             |                        |                                 |                                       |                        |                                 |
| <i>Finfish, Frozen Fillets</i>                | 138,902                     | 856,534                | 6.17                            | 11,600                                | 71,169                 | 6.14                            |
| <i>Finfish, Frozen Headed and Guttled</i>     | 12                          | 54                     | 4.50                            |                                       |                        |                                 |
| <i>Finfish, Frozen Other form</i>             | 13,862                      | 30,662                 | 2.21                            |                                       |                        |                                 |
| <b>Total for Cardinal Fish</b>                | <b>152,776</b>              | <b>887,250</b>         |                                 | <b>11,600</b>                         | <b>71,169</b>          |                                 |
| <b>Cod, Blue</b>                              |                             |                        |                                 |                                       |                        |                                 |
| <i>Finfish, Frozen Fillets</i>                | 5                           | 50                     | 10.00                           | 5                                     | 50                     | 10.00                           |
| <b>Total for Cod, Blue</b>                    | <b>5</b>                    | <b>50</b>              |                                 | <b>5</b>                              | <b>50</b>              |                                 |
| <b>Crustaceans</b>                            |                             |                        |                                 |                                       |                        |                                 |
| <i>Other Crustacea, Canned or otherwise p</i> | 129,631                     | 1,641,579              | 12.66                           | 11,247                                | 166,891                | 14.84                           |
| <b>Total for Crustaceans</b>                  | <b>129,631</b>              | <b>1,641,579</b>       |                                 | <b>11,247</b>                         | <b>166,891</b>         |                                 |
| <b>Crustn, Molluscs extract</b>               |                             |                        |                                 |                                       |                        |                                 |
| <i>Other Crustacea, Canned or otherwise p</i> | 488                         | 144,500                | 296.11                          | 15                                    | 30,000                 | 2000.00                         |
| <b>Total for Crustn, Molluscs extra</b>       | <b>488</b>                  | <b>144,500</b>         |                                 | <b>15</b>                             | <b>30,000</b>          |                                 |
| <b>Extracts &amp; Juices of Aq V</b>          |                             |                        |                                 |                                       |                        |                                 |
| <i>Other,</i>                                 | 340                         | 51,000                 | 150.00                          |                                       |                        |                                 |
| <b>Total for Extracts &amp; Juices of Aq</b>  | <b>340</b>                  | <b>51,000</b>          |                                 |                                       |                        |                                 |
| <b>Finfish, fillet blocks</b>                 |                             |                        |                                 |                                       |                        |                                 |
| <i>Finfish, Processed Other</i>               | 37,800                      | 284,813                | 7.53                            |                                       |                        |                                 |
| <b>Total for Finfish, fillet blocks</b>       | <b>37,800</b>               | <b>284,813</b>         |                                 |                                       |                        |                                 |
| <b>Finfish, other fish meat</b>               |                             |                        |                                 |                                       |                        |                                 |
| <i>Finfish, Processed Other</i>               | 106,848                     | 906,118                | 8.48                            | 11,256                                | 88,580                 | 7.87                            |
| <b>Total for Finfish, other fish meat</b>     | <b>106,848</b>              | <b>906,118</b>         |                                 | <b>11,256</b>                         | <b>88,580</b>          |                                 |

| <b>NETT</b>                                | <b>Jan 2010 -- Dec 2010</b> |                              |                       | <b>Month-to-Date: December - 2010</b> |                              |                       |
|--|-----------------------------|------------------------------|-----------------------|---------------------------------------|------------------------------|-----------------------|
|  | <b>Weight<br/>(kg)</b>      | <b>FOB* Value<br/>(\$NZ)</b> | <b>Unit<br/>Value</b> | <b>Weight<br/>(kg)</b>                | <b>FOB* Value<br/>(\$NZ)</b> | <b>Unit<br/>Value</b> |
| <b>Japan</b>                               |                             |                              |                       |                                       |                              |                       |
| <b>Fish meal fit for human</b>             |                             |                              |                       |                                       |                              |                       |
| <i>Finfish, Processed Other</i>            | 500                         | 60,231                       | 120.46                |                                       |                              |                       |
| <b>Total for Fish meal fit for human</b>   | <b>500</b>                  | <b>60,231</b>                |                       |                                       |                              |                       |
| <b>Fish prod unfit for human</b>           |                             |                              |                       |                                       |                              |                       |
| <i>Finfish, Processed Other</i>            | 1,184,638                   | 3,371,583                    | 2.85                  | 369,240                               | 876,868                      | 2.37                  |
| <b>Total for Fish prod unfit for hum</b>   | <b>1,184,638</b>            | <b>3,371,583</b>             |                       | <b>369,240</b>                        | <b>876,868</b>               |                       |
| <b>Gemfish</b>                             |                             |                              |                       |                                       |                              |                       |
| <i>Finfish, Frozen Fillets</i>             | 121,562                     | 1,137,507                    | 9.36                  | 29,380                                | 291,540                      | 9.92                  |
| <i>Finfish, Frozen Headed and Guttred</i>  | 14,786                      | 91,406                       | 6.18                  |                                       |                              |                       |
| <i>Finfish, Frozen Other form</i>          | 96,469                      | 1,050,898                    | 10.89                 |                                       |                              |                       |
| <i>Finfish, Frozen Whole</i>               | 8,514                       | 60,192                       | 7.07                  |                                       |                              |                       |
| <b>Total for Gemfish</b>                   | <b>241,331</b>              | <b>2,340,003</b>             |                       | <b>29,380</b>                         | <b>291,540</b>               |                       |
| <b>Ghostshark</b>                          |                             |                              |                       |                                       |                              |                       |
| <i>Finfish, Frozen Headed and Guttred</i>  | 113,436                     | 348,395                      | 3.07                  | 7,183                                 | 25,584                       | 3.56                  |
| <i>Finfish, Frozen Other form</i>          | 22,176                      | 68,631                       | 3.09                  |                                       |                              |                       |
| <i>Finfish, Frozen Whole</i>               | 17,184                      | 46,458                       | 2.70                  | 9,072                                 | 24,784                       | 2.73                  |
| <b>Total for Ghostshark</b>                | <b>152,796</b>              | <b>463,484</b>               |                       | <b>16,255</b>                         | <b>50,368</b>                |                       |
| <b>Groper</b>                              |                             |                              |                       |                                       |                              |                       |
| <i>Finfish, Chilled Headed and Guttred</i> | 385                         | 4,748                        | 12.33                 |                                       |                              |                       |
| <i>Finfish, Chilled Whole</i>              | 252                         | 1,219                        | 4.84                  |                                       |                              |                       |
| <i>Finfish, Frozen Whole</i>               | 2                           | 1                            | 0.50                  |                                       |                              |                       |
| <b>Total for Groper</b>                    | <b>639</b>                  | <b>5,968</b>                 |                       |                                       |                              |                       |
| <b>Gurnard</b>                             |                             |                              |                       |                                       |                              |                       |
| <i>Finfish, Chilled Whole</i>              | 40                          | 484                          | 12.10                 |                                       |                              |                       |
| <i>Finfish, Frozen Fillets</i>             | 1,010                       | 10,518                       | 10.41                 | 1,010                                 | 10,518                       | 10.41                 |
| <b>Total for Gurnard</b>                   | <b>1,050</b>                | <b>11,002</b>                |                       | <b>1,010</b>                          | <b>10,518</b>                |                       |
| <b>Hake</b>                                |                             |                              |                       |                                       |                              |                       |
| <i>Finfish, Frozen Fillets</i>             | 52,489                      | 407,118                      | 7.76                  | 2,774                                 | 23,690                       | 8.54                  |
| <i>Finfish, Frozen Headed and Guttred</i>  | 719,380                     | 3,419,566                    | 4.75                  |                                       |                              |                       |
| <i>Finfish, Frozen Other form</i>          | 79,109                      | 370,476                      | 4.68                  |                                       |                              |                       |
| <i>Finfish, Frozen Whole</i>               | 15                          | 13                           | 0.87                  |                                       |                              |                       |
| <b>Total for Hake</b>                      | <b>850,993</b>              | <b>4,197,173</b>             |                       | <b>2,774</b>                          | <b>23,690</b>                |                       |
| <b>Hoki</b>                                |                             |                              |                       |                                       |                              |                       |
| <i>Finfish, Frozen Fillets</i>             | 1,919,461                   | 9,426,451                    | 4.91                  | 328,796                               | 1,514,693                    | 4.61                  |
| <i>Finfish, Frozen Headed and Guttred</i>  | 11,470                      | 30,593                       | 2.67                  |                                       |                              |                       |
| <i>Finfish, Frozen Other form</i>          | 12,725                      | 21,370                       | 1.68                  | 68                                    | 144                          | 2.12                  |
| <i>Finfish, Frozen Whole</i>               | 14                          | 4                            | 0.29                  |                                       |                              |                       |
| <b>Total for Hoki</b>                      | <b>1,943,670</b>            | <b>9,478,418</b>             |                       | <b>328,864</b>                        | <b>1,514,837</b>             |                       |
| <b>Juices of meat</b>                      |                             |                              |                       |                                       |                              |                       |
| <i>Other,</i>                              | 9,500                       | 40,540                       | 4.27                  | 6,500                                 | 27,973                       | 4.30                  |
| <b>Total for Juices of meat</b>            | <b>9,500</b>                | <b>40,540</b>                |                       | <b>6,500</b>                          | <b>27,973</b>                |                       |

| <b>NETT</b>                               | <b>Jan 2010 -- Dec 2010</b> |                              |                       | <b>Month-to-Date: December - 2010</b> |                              |                       |
|---|-----------------------------|------------------------------|-----------------------|---------------------------------------|------------------------------|-----------------------|
|   | <b>Weight<br/>(kg)</b>      | <b>FOB* Value<br/>(\$NZ)</b> | <b>Unit<br/>Value</b> | <b>Weight<br/>(kg)</b>                | <b>FOB* Value<br/>(\$NZ)</b> | <b>Unit<br/>Value</b> |
| <b>Japan</b>                              |                             |                              |                       |                                       |                              |                       |
| <b>Kingfish, Yellowtail</b>               |                             |                              |                       |                                       |                              |                       |
| <i>Finfish, Frozen Whole</i>              | 28                          | 83                           | 2.96                  |                                       |                              |                       |
| <b>Total for Kingfish, Yellowtail</b>     | <b>28</b>                   | <b>83</b>                    |                       |                                       |                              |                       |
| <b>Leatherjacket</b>                      |                             |                              |                       |                                       |                              |                       |
| <i>Finfish, Frozen Headed and Guttled</i> | 83,650                      | 388,392                      | 4.64                  |                                       |                              |                       |
| <i>Finfish, Frozen Other form</i>         | 8,650                       | 40,539                       | 4.69                  |                                       |                              |                       |
| <b>Total for Leatherjacket</b>            | <b>92,300</b>               | <b>428,931</b>               |                       |                                       |                              |                       |
| <b>Ling</b>                               |                             |                              |                       |                                       |                              |                       |
| <i>Finfish, Frozen Fillets</i>            | 188,394                     | 1,200,778                    | 6.37                  |                                       |                              |                       |
| <i>Finfish, Frozen Headed and Guttled</i> | 107,116                     | 481,567                      | 4.50                  | 17,825                                | 84,535                       | 4.74                  |
| <i>Finfish, Frozen Other form</i>         | 12,144                      | 55,016                       | 4.53                  |                                       |                              |                       |
| <b>Total for Ling</b>                     | <b>307,654</b>              | <b>1,737,361</b>             |                       | <b>17,825</b>                         | <b>84,535</b>                |                       |
| <b>Livers and Roe</b>                     |                             |                              |                       |                                       |                              |                       |
| <i>Finfish, Frozen Whole</i>              | 261,258                     | 1,648,876                    | 6.31                  | 14,413                                | 69,464                       | 4.82                  |
| <b>Total for Livers and Roe</b>           | <b>261,258</b>              | <b>1,648,876</b>             |                       | <b>14,413</b>                         | <b>69,464</b>                |                       |
| <b>Mackerel, Jack</b>                     |                             |                              |                       |                                       |                              |                       |
| <i>Finfish, Frozen Headed and Guttled</i> | 535,500                     | 1,076,106                    | 2.01                  |                                       |                              |                       |
| <i>Finfish, Frozen Other form</i>         | 851,840                     | 1,584,564                    | 1.86                  |                                       |                              |                       |
| <b>Total for Mackerel, Jack</b>           | <b>1,387,340</b>            | <b>2,660,670</b>             |                       |                                       |                              |                       |
| <b>Mackerel, Other(exl Jack)</b>          |                             |                              |                       |                                       |                              |                       |
| <i>Finfish, Frozen Whole</i>              | 96                          | 217                          | 2.26                  |                                       |                              |                       |
| <b>Total for Mackerel, Other(exl Jac</b>  | <b>96</b>                   | <b>217</b>                   |                       |                                       |                              |                       |
| <b>Monkfish</b>                           |                             |                              |                       |                                       |                              |                       |
| <i>Finfish, Frozen Fillets</i>            | 5                           | 50                           | 10.00                 | 5                                     | 50                           | 10.00                 |
| <i>Finfish, Frozen Whole</i>              | 29,784                      | 135,697                      | 4.56                  |                                       |                              |                       |
| <b>Total for Monkfish</b>                 | <b>29,789</b>               | <b>135,747</b>               |                       | <b>5</b>                              | <b>50</b>                    |                       |
| <b>Monkfish (Stargazer)</b>               |                             |                              |                       |                                       |                              |                       |
| <i>Finfish, Frozen Headed and Guttled</i> | 111,482                     | 506,253                      | 4.54                  |                                       |                              |                       |
| <i>Finfish, Frozen Other form</i>         | 29,352                      | 129,932                      | 4.43                  |                                       |                              |                       |
| <b>Total for Monkfish (Stargazer)</b>     | <b>140,834</b>              | <b>636,185</b>               |                       |                                       |                              |                       |
| <b>Mussels</b>                            |                             |                              |                       |                                       |                              |                       |
| <i>Mussels, Freeze-dried pwd</i>          | 1,420                       | 143,193                      | 100.84                | 800                                   | 64,964                       | 81.21                 |
| <i>Mussels, HS Frozen</i>                 | 804,479                     | 4,084,485                    | 5.08                  | 109,724                               | 557,961                      | 5.09                  |
| <i>Mussels, Meat Chilled/Frsh</i>         | 7                           | 100                          | 14.29                 |                                       |                              |                       |
| <i>Mussels, Meat Frozen</i>               | 95,302                      | 650,868                      | 6.83                  | 3,585                                 | 23,706                       | 6.61                  |
| <i>Mussels, Pre'ed/Marinated</i>          | 700                         | 62,086                       | 88.69                 |                                       |                              |                       |
| <i>Mussels, Whole Frozen</i>              | 14,823                      | 89,580                       | 6.04                  | 38                                    | 117                          | 3.08                  |
| <b>Total for Mussels</b>                  | <b>916,731</b>              | <b>5,030,312</b>             |                       | <b>114,147</b>                        | <b>646,748</b>               |                       |
| <b>Oreo Dory, Black</b>                   |                             |                              |                       |                                       |                              |                       |
| <i>Finfish, Frozen Headed and Guttled</i> | 22                          | 71                           | 3.23                  |                                       |                              |                       |
| <i>Finfish, Frozen Whole</i>              | 22                          | 58                           | 2.64                  | 22                                    | 58                           | 2.64                  |



| <b>NETT</b>                               | <b>Jan 2010 -- Dec 2010</b> |                        |                                 | <b>Month-to-Date: December - 2010</b> |                        |                                 |
|---|-----------------------------|------------------------|---------------------------------|---------------------------------------|------------------------|---------------------------------|
|   | <b>Weight<br/>(kg)</b>      | <b>FOB*<br/>(\$NZ)</b> | <b>Value<br/>Unit<br/>Value</b> | <b>Weight<br/>(kg)</b>                | <b>FOB*<br/>(\$NZ)</b> | <b>Value<br/>Unit<br/>Value</b> |
| <b>Japan</b>                              |                             |                        |                                 |                                       |                        |                                 |
| Total for Oreo Dory, Black                | 44                          | 129                    |                                 | 22                                    | 58                     |                                 |
| <b>Oreo Dory, Other</b>                   |                             |                        |                                 |                                       |                        |                                 |
| <i>Finfish, Frozen Headed and Guttled</i> | 1,272                       | 1,827                  | 1.44                            |                                       |                        |                                 |
| Total for Oreo Dory, Other                | 1,272                       | 1,827                  |                                 |                                       |                        |                                 |
| <b>Oreo Dory, Smooth</b>                  |                             |                        |                                 |                                       |                        |                                 |
| <i>Finfish, Frozen Fillets</i>            | 5                           | 50                     | 10.00                           | 5                                     | 50                     | 10.00                           |
| Total for Oreo Dory, Smooth               | 5                           | 50                     |                                 | 5                                     | 50                     |                                 |
| <b>Other chilled finfish</b>              |                             |                        |                                 |                                       |                        |                                 |
| <i>Finfish, Chilled Other form</i>        | 510                         | 6,383                  | 12.52                           | 510                                   | 6,383                  | 12.52                           |
| <i>Finfish, Chilled Whole</i>             | 1,590                       | 14,372                 | 9.04                            | 741                                   | 9,452                  | 12.76                           |
| Total for Other chilled finfish           | 2,100                       | 20,755                 |                                 | 1,251                                 | 15,835                 |                                 |
| <b>Other Dogfish/Shark</b>                |                             |                        |                                 |                                       |                        |                                 |
| <i>Finfish, Frozen Headed and Guttled</i> | 694                         | 1,723                  | 2.48                            |                                       |                        |                                 |
| <i>Finfish, Frozen Other form</i>         | 4,520                       | 46,791                 | 10.35                           |                                       |                        |                                 |
| Total for Other Dogfish/Shark             | 5,214                       | 48,514                 |                                 |                                       |                        |                                 |
| <b>Other Fish Packed</b>                  |                             |                        |                                 |                                       |                        |                                 |
| <i>Other,</i>                             | 110,615                     | 744,424                | 6.73                            | 15,378                                | 100,784                | 6.55                            |
| Total for Other Fish Packed               | 110,615                     | 744,424                |                                 | 15,378                                | 100,784                |                                 |
| <b>Other frozen fillets</b>               |                             |                        |                                 |                                       |                        |                                 |
| <i>Finfish, Frozen Fillets</i>            | 2,475                       | 22,364                 | 9.04                            |                                       |                        |                                 |
| Total for Other frozen fillets            | 2,475                       | 22,364                 |                                 |                                       |                        |                                 |
| <b>Other frozen finfish</b>               |                             |                        |                                 |                                       |                        |                                 |
| <i>Finfish, Frozen Headed and Guttled</i> | 166,570                     | 516,268                | 3.10                            |                                       |                        |                                 |
| <i>Finfish, Frozen Other form</i>         | 93,410                      | 290,017                | 3.10                            |                                       |                        |                                 |
| <i>Finfish, Frozen Whole</i>              | 349,931                     | 782,257                | 2.24                            |                                       |                        |                                 |
| Total for Other frozen finfish            | 609,911                     | 1,588,542              |                                 |                                       |                        |                                 |
| <b>Other preparations</b>                 |                             |                        |                                 |                                       |                        |                                 |
| <i>Other,</i>                             | 172,824                     | 1,133,582              | 6.56                            |                                       |                        |                                 |
| Total for Other preparations              | 172,824                     | 1,133,582              |                                 |                                       |                        |                                 |
| <b>Oysters</b>                            |                             |                        |                                 |                                       |                        |                                 |
| <i>Oysters, Chilled or Frozen</i>         | 124,748                     | 837,499                | 6.71                            | 9,390                                 | 68,127                 | 7.26                            |
| Total for Oysters                         | 124,748                     | 837,499                |                                 | 9,390                                 | 68,127                 |                                 |
| <b>Patagonian Toothfish</b>               |                             |                        |                                 |                                       |                        |                                 |
| <i>Finfish, Frozen Other form</i>         | 40,479                      | 871,547                | 21.53                           |                                       |                        |                                 |
| Total for Patagonian Toothfish            | 40,479                      | 871,547                |                                 |                                       |                        |                                 |
| <b>Rock Lobster</b>                       |                             |                        |                                 |                                       |                        |                                 |
| <i>Rock Lobster, Chilled Live</i>         | 43,382                      | 3,406,749              | 78.53                           |                                       |                        |                                 |
| <i>Rock Lobster, Frozen Tails</i>         | 13,314                      | 742,445                | 55.76                           | 570                                   | 32,066                 | 56.26                           |
| <i>Rock Lobster, Frozen Whole</i>         | 72,713                      | 2,698,567              | 37.11                           | 8,424                                 | 322,344                | 38.26                           |

| <b>NETT</b>                              | <b>Jan 2010 -- Dec 2010</b> |                              |                       | <b>Month-to-Date: December - 2010</b> |                              |                       |
|--|-----------------------------|------------------------------|-----------------------|---------------------------------------|------------------------------|-----------------------|
|  | <b>Weight<br/>(kg)</b>      | <b>FOB* Value<br/>(\$NZ)</b> | <b>Unit<br/>Value</b> | <b>Weight<br/>(kg)</b>                | <b>FOB* Value<br/>(\$NZ)</b> | <b>Unit<br/>Value</b> |
| <b>Japan</b>                             |                             |                              |                       |                                       |                              |                       |
| Total for Rock Lobster                   | 129,409                     | 6,847,761                    |                       | 8,994                                 | 354,410                      |                       |
| <b>Salmon</b>                            |                             |                              |                       |                                       |                              |                       |
| Finfish, Processed Cans or Jars, Whole o | 7,014                       | 146,110                      | 20.83                 |                                       |                              |                       |
| Finfish, Processed Other                 | 770                         | 27,469                       | 35.67                 |                                       |                              |                       |
| Total for Salmon                         | 7,784                       | 173,579                      |                       |                                       |                              |                       |
| <b>Salmon, Other</b>                     |                             |                              |                       |                                       |                              |                       |
| Finfish, Frozen Headed and Guttled       | 1,858,726                   | 16,532,553                   | 8.89                  | 365,684                               | 3,881,119                    | 10.61                 |
| Finfish, Frozen Other form               | 890                         | 18,725                       | 21.04                 | 533                                   | 12,761                       | 23.94                 |
| Finfish, Frozen Whole                    | 31,402                      | 374,319                      | 11.92                 |                                       |                              |                       |
| Total for Salmon, Other                  | 1,891,018                   | 16,925,597                   |                       | 366,217                               | 3,893,880                    |                       |
| <b>Salmon, Pacific</b>                   |                             |                              |                       |                                       |                              |                       |
| Finfish, Chilled Headed and Guttled      | 1,201                       | 16,415                       | 13.67                 |                                       |                              |                       |
| Finfish, Chilled Other form              | 732                         | 11,823                       | 16.15                 |                                       |                              |                       |
| Finfish, Chilled Whole                   | 707,489                     | 8,222,347                    | 11.62                 | 70,681                                | 850,877                      | 12.04                 |
| Finfish, Processed Smoked                | 64,960                      | 2,090,652                    | 32.18                 | 7,957                                 | 252,581                      | 31.74                 |
| Total for Salmon, Pacific                | 774,382                     | 10,341,237                   |                       | 78,638                                | 1,103,458                    |                       |
| <b>Salmon, Sockeye</b>                   |                             |                              |                       |                                       |                              |                       |
| Finfish, Frozen Headed and Guttled       | 184                         | 3,538                        | 19.23                 |                                       |                              |                       |
| Finfish, Frozen Other form               | 33,257                      | 277,838                      | 8.35                  | 23,057                                | 162,236                      | 7.04                  |
| Total for Salmon, Sockeye                | 33,441                      | 281,376                      |                       | 23,057                                | 162,236                      |                       |
| <b>Salmonidae</b>                        |                             |                              |                       |                                       |                              |                       |
| Finfish, Chilled Fillets                 | 649                         | 538,213                      | 829.30                |                                       |                              |                       |
| Finfish, Frozen Fillets                  | 3,868                       | 84,279                       | 21.79                 | 25                                    | 8                            | 0.32                  |
| Total for Salmonidae                     | 4,517                       | 622,492                      |                       | 25                                    | 8                            |                       |
| <b>Sardines</b>                          |                             |                              |                       |                                       |                              |                       |
| Finfish, Frozen Whole                    | 3,000                       | 6,587                        | 2.20                  |                                       |                              |                       |
| Finfish, Processed Packed                | 75                          | 1,850                        | 24.67                 |                                       |                              |                       |
| Total for Sardines                       | 3,075                       | 8,437                        |                       |                                       |                              |                       |
| <b>School shark</b>                      |                             |                              |                       |                                       |                              |                       |
| Finfish, Frozen Other form               | 152                         | 144                          | 0.95                  |                                       |                              |                       |
| Finfish, Frozen Whole                    | 130                         | 40                           | 0.31                  |                                       |                              |                       |
| Total for School shark                   | 282                         | 184                          |                       |                                       |                              |                       |
| <b>Sea Bass</b>                          |                             |                              |                       |                                       |                              |                       |
| Finfish, Frozen Other form               | 21,662                      | 79,093                       | 3.65                  | 96                                    | 344                          | 3.58                  |
| Finfish, Frozen Whole                    | 7,736                       | 13,290                       | 1.72                  |                                       |                              |                       |
| Total for Sea Bass                       | 29,398                      | 92,383                       |                       | 96                                    | 344                          |                       |
| <b>Shrimps &amp; Prawns</b>              |                             |                              |                       |                                       |                              |                       |
| Other Crustacea, Live, Chilled or Frozen | 254,348                     | 7,785,003                    | 30.61                 | 25,530                                | 725,838                      | 28.43                 |
| Total for Shrimps & Prawns               | 254,348                     | 7,785,003                    |                       | 25,530                                | 725,838                      |                       |
| <b>Skate</b>                             |                             |                              |                       |                                       |                              |                       |

| <b>NETT</b>                                | <b>Jan 2010 -- Dec 2010</b> |                              |                       | <b>Month-to-Date: December - 2010</b> |                              |                       |
|--|-----------------------------|------------------------------|-----------------------|---------------------------------------|------------------------------|-----------------------|
|  | <b>Weight<br/>(kg)</b>      | <b>FOB* Value<br/>(\$NZ)</b> | <b>Unit<br/>Value</b> | <b>Weight<br/>(kg)</b>                | <b>FOB* Value<br/>(\$NZ)</b> | <b>Unit<br/>Value</b> |
| <b>Japan</b>                               |                             |                              |                       |                                       |                              |                       |
| <i>Finfish, Frozen Fillets</i>             | 19,000                      | 64,162                       | 3.38                  |                                       |                              |                       |
| <b>Total for Skate</b>                     | <b>19,000</b>               | <b>64,162</b>                |                       |                                       |                              |                       |
| <b>Snapper</b>                             |                             |                              |                       |                                       |                              |                       |
| <i>Finfish, Chilled Fillets</i>            | 11                          | 219                          | 19.91                 |                                       |                              |                       |
| <i>Finfish, Chilled Whole</i>              | 3,578                       | 41,755                       | 11.67                 | 1,089                                 | 13,211                       | 12.13                 |
| <i>Finfish, Frozen Whole</i>               | 106,310                     | 937,981                      | 8.82                  |                                       |                              |                       |
| <b>Total for Snapper</b>                   | <b>109,899</b>              | <b>979,955</b>               |                       | <b>1,089</b>                          | <b>13,211</b>                |                       |
| <b>Sole</b>                                |                             |                              |                       |                                       |                              |                       |
| <i>Finfish, Frozen Headed and Guttled</i>  | 2,460                       | 12,769                       | 5.19                  |                                       |                              |                       |
| <b>Total for Sole</b>                      | <b>2,460</b>                | <b>12,769</b>                |                       |                                       |                              |                       |
| <b>Southern Blue Whiting</b>               |                             |                              |                       |                                       |                              |                       |
| <i>Finfish, Frozen Other form</i>          | 8                           | 8                            | 1.00                  | 8                                     | 8                            | 1.00                  |
| <b>Total for Southern Blue Whiting</b>     | <b>8</b>                    | <b>8</b>                     |                       | <b>8</b>                              | <b>8</b>                     |                       |
| <b>Squid</b>                               |                             |                              |                       |                                       |                              |                       |
| <i>Squid, Frozen HG</i>                    | 182,413                     | 769,133                      | 4.22                  |                                       |                              |                       |
| <i>Squid, Frozen Tubes/Steaks</i>          | 450                         | 14,866                       | 33.04                 |                                       |                              |                       |
| <i>Squid, Frozen Whole</i>                 | 620,845                     | 981,864                      | 1.58                  |                                       |                              |                       |
| <i>Squid, Frz Heads&amp;Tentacles</i>      | 78,894                      | 247,029                      | 3.13                  |                                       |                              |                       |
| <b>Total for Squid</b>                     | <b>882,602</b>              | <b>2,012,892</b>             |                       |                                       |                              |                       |
| <b>Surimi, Southern Bl Wht</b>             |                             |                              |                       |                                       |                              |                       |
| <i>Finfish, Surimi Other</i>               | 901,380                     | 5,520,911                    | 6.12                  |                                       |                              |                       |
| <b>Total for Surimi, Southern Bl Wh</b>    | <b>901,380</b>              | <b>5,520,911</b>             |                       |                                       |                              |                       |
| <b>Swordfish</b>                           |                             |                              |                       |                                       |                              |                       |
| <i>Finfish, Chilled Headed and Guttled</i> | 53,431                      | 895,490                      | 16.76                 | 432                                   | 5,685                        | 13.16                 |
| <i>Finfish, Chilled Whole</i>              | 5,037                       | 61,344                       | 12.18                 |                                       |                              |                       |
| <i>Finfish, Frozen Other form</i>          | 464                         | 3,457                        | 7.45                  |                                       |                              |                       |
| <i>Finfish, Frozen Whole</i>               | 187                         | 1,238                        | 6.62                  |                                       |                              |                       |
| <b>Total for Swordfish</b>                 | <b>59,119</b>               | <b>961,529</b>               |                       | <b>432</b>                            | <b>5,685</b>                 |                       |
| <b>Tarakihi</b>                            |                             |                              |                       |                                       |                              |                       |
| <i>Finfish, Frozen Fillets</i>             | 8                           | 160                          | 20.00                 | 5                                     | 50                           | 10.00                 |
| <b>Total for Tarakihi</b>                  | <b>8</b>                    | <b>160</b>                   |                       | <b>5</b>                              | <b>50</b>                    |                       |
| <b>Trevally</b>                            |                             |                              |                       |                                       |                              |                       |
| <i>Finfish, Chilled Other form</i>         | 95                          | 708                          | 7.45                  |                                       |                              |                       |
| <i>Finfish, Chilled Whole</i>              | 240                         | 1,742                        | 7.26                  |                                       |                              |                       |
| <b>Total for Trevally</b>                  | <b>335</b>                  | <b>2,450</b>                 |                       |                                       |                              |                       |
| <b>Tuna, Albacore/Longfinned</b>           |                             |                              |                       |                                       |                              |                       |
| <i>Finfish, Chilled Other form</i>         | 52                          | 677                          | 13.02                 |                                       |                              |                       |
| <i>Finfish, Chilled Whole</i>              | 616                         | 13,220                       | 21.46                 |                                       |                              |                       |
| <i>Finfish, Frozen Whole</i>               | 1,140                       | 4,147                        | 3.64                  |                                       |                              |                       |
| <b>Total for Tuna, Albacore/Longfin</b>    | <b>1,808</b>                | <b>18,044</b>                |                       |                                       |                              |                       |

| <b>NETT</b>                                | <b>Jan 2010 -- Dec 2010</b> |                                  |                       | <b>Month-to-Date: December - 2010</b> |                                  |                       |
|--|-----------------------------|----------------------------------|-----------------------|---------------------------------------|----------------------------------|-----------------------|
|  | <b>Weight<br/>(kg)</b>      | <b>FOB*<br/>Value<br/>(\$NZ)</b> | <b>Unit<br/>Value</b> | <b>Weight<br/>(kg)</b>                | <b>FOB*<br/>Value<br/>(\$NZ)</b> | <b>Unit<br/>Value</b> |
| <b>Japan</b>                               |                             |                                  |                       |                                       |                                  |                       |
| <b>Tuna, Bigeye</b>                        |                             |                                  |                       |                                       |                                  |                       |
| <i>Finfish, Chilled Headed and Guttred</i> | 36,528                      | 851,599                          | 23.31                 | 3,188                                 | 121,293                          | 38.05                 |
| <i>Finfish, Chilled Other form</i>         | 57,119                      | 1,020,856                        | 17.87                 | 4,731                                 | 84,577                           | 17.88                 |
| <i>Finfish, Chilled Whole</i>              | 11,687                      | 136,945                          | 11.72                 | 1,045                                 | 12,619                           | 12.08                 |
| <b>Total for Tuna, Bigeye</b>              | <b>105,334</b>              | <b>2,009,400</b>                 |                       | <b>8,964</b>                          | <b>218,489</b>                   |                       |
| <b>Tuna, Bluefin</b>                       |                             |                                  |                       |                                       |                                  |                       |
| <i>Finfish, Chilled Headed and Guttred</i> | 2,623                       | 48,619                           | 18.54                 |                                       |                                  |                       |
| <i>Finfish, Chilled Other form</i>         | 2,233                       | 95,680                           | 42.85                 |                                       |                                  |                       |
| <i>Finfish, Chilled Whole</i>              | 110,077                     | 1,390,555                        | 12.63                 | 447                                   | 5,670                            | 12.68                 |
| <b>Total for Tuna, Bluefin</b>             | <b>114,933</b>              | <b>1,534,854</b>                 |                       | <b>447</b>                            | <b>5,670</b>                     |                       |
| <b>Tuna, Other</b>                         |                             |                                  |                       |                                       |                                  |                       |
| <i>Finfish, Chilled Headed and Guttred</i> | 30,001                      | 373,624                          | 12.45                 | 637                                   | 8,498                            | 13.34                 |
| <i>Finfish, Chilled Other form</i>         | 6,394                       | 167,281                          | 26.16                 | 441                                   | 4,590                            | 10.41                 |
| <i>Finfish, Chilled Whole</i>              | 2,970                       | 63,057                           | 21.23                 | 235                                   | 6,948                            | 29.57                 |
| <i>Finfish, Frozen Headed and Guttred</i>  | 434                         | 1,063                            | 2.45                  |                                       |                                  |                       |
| <b>Total for Tuna, Other</b>               | <b>39,799</b>               | <b>605,025</b>                   |                       | <b>1,313</b>                          | <b>20,036</b>                    |                       |
| <b>Tuna, Southern Bluefin</b>              |                             |                                  |                       |                                       |                                  |                       |
| <i>Finfish, Chilled Headed and Guttred</i> | 36,752                      | 625,164                          | 17.01                 |                                       |                                  |                       |
| <i>Finfish, Chilled Other form</i>         | 45,647                      | 1,656,654                        | 36.29                 | 49                                    | 1,551                            | 31.65                 |
| <i>Finfish, Chilled Whole</i>              | 56,259                      | 1,084,374                        | 19.27                 | 354                                   | 10,565                           | 29.84                 |
| <i>Finfish, Frozen Whole</i>               | 179,929                     | 6,767,244                        | 37.61                 |                                       |                                  |                       |
| <b>Total for Tuna, Southern Bluefin</b>    | <b>318,587</b>              | <b>10,133,436</b>                |                       | <b>403</b>                            | <b>12,116</b>                    |                       |
| <b>Tuna, Yellowfin</b>                     |                             |                                  |                       |                                       |                                  |                       |
| <i>Finfish, Chilled Headed and Guttred</i> | 566                         | 7,492                            | 13.24                 |                                       |                                  |                       |
| <i>Finfish, Chilled Other form</i>         | 2,317                       | 33,073                           | 14.27                 | 135                                   | 2,407                            | 17.83                 |
| <i>Finfish, Chilled Whole</i>              | 946                         | 13,023                           | 13.77                 |                                       |                                  |                       |
| <b>Total for Tuna, Yellowfin</b>           | <b>3,829</b>                | <b>53,588</b>                    |                       | <b>135</b>                            | <b>2,407</b>                     |                       |
| <b>Warehou, Blue</b>                       |                             |                                  |                       |                                       |                                  |                       |
| <i>Finfish, Frozen Headed and Guttred</i>  | 35,112                      | 79,810                           | 2.27                  |                                       |                                  |                       |
| <b>Total for Warehou, Blue</b>             | <b>35,112</b>               | <b>79,810</b>                    |                       |                                       |                                  |                       |
| <b>Warehou, Other</b>                      |                             |                                  |                       |                                       |                                  |                       |
| <i>Finfish, Frozen Headed and Guttred</i>  | 548,210                     | 4,646,939                        | 8.48                  | 65,501                                | 611,785                          | 9.34                  |
| <i>Finfish, Frozen Other form</i>          | 95,634                      | 835,501                          | 8.74                  | 20,603                                | 190,927                          | 9.27                  |
| <i>Finfish, Frozen Whole</i>               | 3,212                       | 25,840                           | 8.04                  |                                       |                                  |                       |
| <b>Total for Warehou, Other</b>            | <b>647,056</b>              | <b>5,508,280</b>                 |                       | <b>86,104</b>                         | <b>802,712</b>                   |                       |
| <b>Warehou, Silver</b>                     |                             |                                  |                       |                                       |                                  |                       |
| <i>Finfish, Frozen Headed and Guttred</i>  | 1,129,203                   | 4,763,808                        | 4.22                  | 6,930                                 | 23,943                           | 3.45                  |
| <i>Finfish, Frozen Other form</i>          | 316,955                     | 1,140,463                        | 3.60                  |                                       |                                  |                       |
| <i>Finfish, Frozen Whole</i>               | 69,552                      | 315,017                          | 4.53                  |                                       |                                  |                       |
| <b>Total for Warehou, Silver</b>           | <b>1,515,710</b>            | <b>6,219,288</b>                 |                       | <b>6,930</b>                          | <b>23,943</b>                    |                       |
| <b>Total for Japan</b>                     | <b>18,387,821</b>           | <b>128,959,270</b>               |                       | <b>1,694,627</b>                      | <b>12,373,881</b>                |                       |

| <b>NETT</b>                               | <b>Jan 2010 -- Dec 2010</b> |                              |                       | <b>Month-to-Date: December - 2010</b> |                              |                       |
|---|-----------------------------|------------------------------|-----------------------|---------------------------------------|------------------------------|-----------------------|
|   | <b>Weight<br/>(kg)</b>      | <b>FOB* Value<br/>(\$NZ)</b> | <b>Unit<br/>Value</b> | <b>Weight<br/>(kg)</b>                | <b>FOB* Value<br/>(\$NZ)</b> | <b>Unit<br/>Value</b> |
| <b>Jordan</b>                             |                             |                              |                       |                                       |                              |                       |
| <b>Cod, Red</b>                           |                             |                              |                       |                                       |                              |                       |
| <i>Finfish, Frozen Other form</i>         | 16,240                      | 31,072                       | 1.91                  |                                       |                              |                       |
| <b>Total for Cod, Red</b>                 | <b>16,240</b>               | <b>31,072</b>                |                       |                                       |                              |                       |
| <b>Hoki</b>                               |                             |                              |                       |                                       |                              |                       |
| <i>Finfish, Frozen Fillets</i>            | 42,626                      | 230,736                      | 5.41                  |                                       |                              |                       |
| <b>Total for Hoki</b>                     | <b>42,626</b>               | <b>230,736</b>               |                       |                                       |                              |                       |
| <b>Mackerel, Jack</b>                     |                             |                              |                       |                                       |                              |                       |
| <i>Finfish, Frozen Headed and Guttled</i> | 757,060                     | 1,189,435                    | 1.57                  |                                       |                              |                       |
| <i>Finfish, Frozen Other form</i>         | 1,493,900                   | 2,280,408                    | 1.53                  |                                       |                              |                       |
| <i>Finfish, Frozen Whole</i>              | 59,700                      | 40,892                       | 0.68                  |                                       |                              |                       |
| <b>Total for Mackerel, Jack</b>           | <b>2,310,660</b>            | <b>3,510,735</b>             |                       |                                       |                              |                       |
| <b>Mussels</b>                            |                             |                              |                       |                                       |                              |                       |
| <i>Mussels, HS Frozen</i>                 | 6,750                       | 21,687                       | 3.21                  |                                       |                              |                       |
| <i>Mussels, Meat Frozen</i>               | 1,500                       | 9,001                        | 6.00                  |                                       |                              |                       |
| <b>Total for Mussels</b>                  | <b>8,250</b>                | <b>30,688</b>                |                       |                                       |                              |                       |
| <b>Other frozen finfish</b>               |                             |                              |                       |                                       |                              |                       |
| <i>Finfish, Frozen Whole</i>              | 83,550                      | 239,381                      | 2.87                  | 15,450                                | 44,206                       | 2.86                  |
| <b>Total for Other frozen finfish</b>     | <b>83,550</b>               | <b>239,381</b>               |                       | <b>15,450</b>                         | <b>44,206</b>                |                       |
| <b>Salmon, Other</b>                      |                             |                              |                       |                                       |                              |                       |
| <i>Finfish, Frozen Headed and Guttled</i> | 4,000                       | 33,348                       | 8.34                  |                                       |                              |                       |
| <b>Total for Salmon, Other</b>            | <b>4,000</b>                | <b>33,348</b>                |                       |                                       |                              |                       |
| <b>Snapper</b>                            |                             |                              |                       |                                       |                              |                       |
| <i>Finfish, Frozen Whole</i>              | 24,020                      | 86,523                       | 3.60                  |                                       |                              |                       |
| <b>Total for Snapper</b>                  | <b>24,020</b>               | <b>86,523</b>                |                       |                                       |                              |                       |
| <b>Surimi, Hoki</b>                       |                             |                              |                       |                                       |                              |                       |
| <i>Finfish, Surimi Other</i>              | 40,500                      | 195,554                      | 4.83                  | 20,250                                | 108,986                      | 5.38                  |
| <b>Total for Surimi, Hoki</b>             | <b>40,500</b>               | <b>195,554</b>               |                       | <b>20,250</b>                         | <b>108,986</b>               |                       |
| <b>Trevally</b>                           |                             |                              |                       |                                       |                              |                       |
| <i>Finfish, Frozen Whole</i>              | 2,000                       | 4,669                        | 2.33                  |                                       |                              |                       |
| <b>Total for Trevally</b>                 | <b>2,000</b>                | <b>4,669</b>                 |                       |                                       |                              |                       |
| <b>Total for Jordan</b>                   | <b>2,531,846</b>            | <b>4,362,706</b>             |                       | <b>35,700</b>                         | <b>153,192</b>               |                       |

| <i>NETT</i>                                   | <i>Jan 2010 -- Dec 2010</i> |                              |                       | <i>Month-to-Date: December - 2010</i> |                              |                       |
|---|-----------------------------|------------------------------|-----------------------|---------------------------------------|------------------------------|-----------------------|
|   | <i>Weight<br/>(kg)</i>      | <i>FOB* Value<br/>(\$NZ)</i> | <i>Unit<br/>Value</i> | <i>Weight<br/>(kg)</i>                | <i>FOB* Value<br/>(\$NZ)</i> | <i>Unit<br/>Value</i> |
| <b>Kampuchea, Democratic</b>                  |                             |                              |                       |                                       |                              |                       |
| <b>Paua</b>                                   |                             |                              |                       |                                       |                              |                       |
| <i>Other Molluscs, Canned or otherwise pr</i> | 8,976                       | 524,540                      | 58.44                 | 3,366                                 | 202,827                      | 60.26                 |
| <b>Total for Paua</b>                         | 8,976                       | 524,540                      |                       | 3,366                                 | 202,827                      |                       |
| <b>Total for Kampuchea, Democrati</b>         | 8,976                       | 524,540                      |                       | 3,366                                 | 202,827                      |                       |

| <i>NETT</i>                           | <i>Jan 2010 -- Dec 2010</i> |                              |                       | <i>Month-to-Date: December - 2010</i> |                              |                       |
|---------------------------------------|-----------------------------|------------------------------|-----------------------|---------------------------------------|------------------------------|-----------------------|
|                                       | <i>Weight<br/>(kg)</i>      | <i>FOB* Value<br/>(\$NZ)</i> | <i>Unit<br/>Value</i> | <i>Weight<br/>(kg)</i>                | <i>FOB* Value<br/>(\$NZ)</i> | <i>Unit<br/>Value</i> |
| <b>Kenya</b>                          |                             |                              |                       |                                       |                              |                       |
| <b>Kahawai</b>                        |                             |                              |                       |                                       |                              |                       |
| <i>Finfish, Frozen Whole</i>          | 290,760                     | 250,794                      | 0.86                  |                                       |                              |                       |
| <b>Total for Kahawai</b>              | <b>290,760</b>              | <b>250,794</b>               |                       |                                       |                              |                       |
| <b>Mackerel, Blue</b>                 |                             |                              |                       |                                       |                              |                       |
| <i>Finfish, Frozen Whole</i>          | 243,000                     | 221,131                      | 0.91                  |                                       |                              |                       |
| <b>Total for Mackerel, Blue</b>       | <b>243,000</b>              | <b>221,131</b>               |                       |                                       |                              |                       |
| <b>Mackerel, Jack</b>                 |                             |                              |                       |                                       |                              |                       |
| <i>Finfish, Frozen Whole</i>          | 44,011                      | 39,243                       | 0.89                  |                                       |                              |                       |
| <b>Total for Mackerel, Jack</b>       | <b>44,011</b>               | <b>39,243</b>                |                       |                                       |                              |                       |
| <b>Other frozen finfish</b>           |                             |                              |                       |                                       |                              |                       |
| <i>Finfish, Frozen Whole</i>          | 27,000                      | 24,914                       | 0.92                  |                                       |                              |                       |
| <b>Total for Other frozen finfish</b> | <b>27,000</b>               | <b>24,914</b>                |                       |                                       |                              |                       |
| <b>Total for Kenya</b>                | <b>604,771</b>              | <b>536,082</b>               |                       |                                       |                              |                       |

| <b>NETT</b>                                     | <b>Jan 2010 -- Dec 2010</b> |                        |                       | <b>Month-to-Date: December - 2010</b> |                        |                       |
|---|-----------------------------|------------------------|-----------------------|---------------------------------------|------------------------|-----------------------|
|   | <b>Weight<br/>(kg)</b>      | <b>FOB*<br/>(\$NZ)</b> | <b>Value<br/>Unit</b> | <b>Weight<br/>(kg)</b>                | <b>FOB*<br/>(\$NZ)</b> | <b>Value<br/>Unit</b> |
| <b>Korea, Republic Of</b>                       |                             |                        |                       |                                       |                        |                       |
| <b>Alfonsino</b>                                |                             |                        |                       |                                       |                        |                       |
| <i>Finfish, Frozen Headed and Guttled</i>       | 480                         | 527                    | 1.10                  |                                       |                        |                       |
| <i>Finfish, Frozen Other form</i>               | 144                         | 270                    | 1.88                  |                                       |                        |                       |
| <i>Finfish, Frozen Whole</i>                    | 5,904                       | 4,516                  | 0.76                  | 312                                   | 530                    | 1.70                  |
| <b>Total for Alfonsino</b>                      | <b>6,528</b>                | <b>5,313</b>           |                       | <b>312</b>                            | <b>530</b>             |                       |
| <b>Barracouta</b>                               |                             |                        |                       |                                       |                        |                       |
| <i>Finfish, Frozen Fillets</i>                  | 30                          | 64                     | 2.13                  |                                       |                        |                       |
| <i>Finfish, Frozen Headed and Guttled</i>       | 62,064                      | 72,828                 | 1.17                  |                                       |                        |                       |
| <i>Finfish, Frozen Other form</i>               | 17,016                      | 18,980                 | 1.12                  | 15,600                                | 18,109                 | 1.16                  |
| <i>Finfish, Frozen Whole</i>                    | 7,746                       | 4,568                  | 0.59                  | 2,136                                 | 1,135                  | 0.53                  |
| <b>Total for Barracouta</b>                     | <b>86,856</b>               | <b>96,440</b>          |                       | <b>17,736</b>                         | <b>19,244</b>          |                       |
| <b>Bluenose</b>                                 |                             |                        |                       |                                       |                        |                       |
| <i>Finfish, Frozen Other form</i>               | 24                          | 146                    | 6.08                  |                                       |                        |                       |
| <b>Total for Bluenose</b>                       | <b>24</b>                   | <b>146</b>             |                       |                                       |                        |                       |
| <b>Cod, Blue</b>                                |                             |                        |                       |                                       |                        |                       |
| <i>Finfish, Frozen Other form</i>               | 288                         | 1,354                  | 4.70                  |                                       |                        |                       |
| <b>Total for Cod, Blue</b>                      | <b>288</b>                  | <b>1,354</b>           |                       |                                       |                        |                       |
| <b>Cod, Red</b>                                 |                             |                        |                       |                                       |                        |                       |
| <i>Finfish, Frozen Fillets</i>                  | 10                          | 68                     | 6.80                  |                                       |                        |                       |
| <i>Finfish, Frozen Headed and Guttled</i>       | 72                          | 183                    | 2.54                  |                                       |                        |                       |
| <i>Finfish, Frozen Other form</i>               | 8,136                       | 5,780                  | 0.71                  |                                       |                        |                       |
| <b>Total for Cod, Red</b>                       | <b>8,218</b>                | <b>6,031</b>           |                       |                                       |                        |                       |
| <b>Crab</b>                                     |                             |                        |                       |                                       |                        |                       |
| <i>Other Crustacea, Live, Chilled or Frozen</i> | 6,960                       | 2,912                  | 0.42                  |                                       |                        |                       |
| <b>Total for Crab</b>                           | <b>6,960</b>                | <b>2,912</b>           |                       |                                       |                        |                       |
| <b>Crustaceans</b>                              |                             |                        |                       |                                       |                        |                       |
| <i>Other Crustacea, Canned or otherwise p</i>   | 624,804                     | 3,410,569              | 5.46                  | 51,800                                | 304,034                | 5.87                  |
| <b>Total for Crustaceans</b>                    | <b>624,804</b>              | <b>3,410,569</b>       |                       | <b>51,800</b>                         | <b>304,034</b>         |                       |
| <b>Crustn, Molluscs extract</b>                 |                             |                        |                       |                                       |                        |                       |
| <i>Other Crustacea, Canned or otherwise p</i>   | 1,530                       | 649,126                | 424.27                |                                       |                        |                       |
| <b>Total for Crustn, Molluscs extra</b>         | <b>1,530</b>                | <b>649,126</b>         |                       |                                       |                        |                       |
| <b>Eels</b>                                     |                             |                        |                       |                                       |                        |                       |
| <i>Finfish, Chilled Live</i>                    | 277,870                     | 1,436,941              | 5.17                  | 21,896                                | 117,896                | 5.38                  |
| <i>Finfish, Chilled Other form</i>              | 300                         | 5,295                  | 17.65                 | 300                                   | 5,295                  | 17.65                 |
| <i>Finfish, Frozen Whole</i>                    | 926,033                     | 969,185                | 1.05                  | 90,060                                | 90,060                 | 1.00                  |
| <b>Total for Eels</b>                           | <b>1,204,203</b>            | <b>2,411,421</b>       |                       | <b>112,256</b>                        | <b>213,251</b>         |                       |
| <b>Finfish, other fish meat</b>                 |                             |                        |                       |                                       |                        |                       |
| <i>Finfish, Processed Other</i>                 | 54,827                      | 177,094                | 3.23                  |                                       |                        |                       |
| <b>Total for Finfish, other fish meat</b>       | <b>54,827</b>               | <b>177,094</b>         |                       |                                       |                        |                       |



| <b>NETT</b> | <b>Jan 2010 -- Dec 2010</b> |                              |                       | <b>Month-to-Date: December - 2010</b> |                              |                       |
|-------------|-----------------------------|------------------------------|-----------------------|---------------------------------------|------------------------------|-----------------------|
|             | <b>Weight<br/>(kg)</b>      | <b>FOB* Value<br/>(\$NZ)</b> | <b>Unit<br/>Value</b> | <b>Weight<br/>(kg)</b>                | <b>FOB* Value<br/>(\$NZ)</b> | <b>Unit<br/>Value</b> |

## Korea, Republic Of

### Fish prod unfit for human

|  |                |                |      |               |               |      |
|--|----------------|----------------|------|---------------|---------------|------|
| <i>Finfish, Processed Other</i>          | 526,220        | 823,503        | 1.56 | 33,780        | 53,356        | 1.58 |
| <b>Total for Fish prod unfit for hum</b> | <b>526,220</b> | <b>823,503</b> |      | <b>33,780</b> | <b>53,356</b> |      |

### Gemfish

|   |              |              |      |  |  |  |
|---|--------------|--------------|------|--|--|--|
| <i>Finfish, Frozen Headed and Guttred</i> | 144          | 201          | 1.40 |  |  |  |
| <i>Finfish, Frozen Other form</i>         | 1,272        | 9,121        | 7.17 |  |  |  |
| <b>Total for Gemfish</b>                  | <b>1,416</b> | <b>9,322</b> |      |  |  |  |

### Ghostshark

|   |              |              |      |  |  |  |
|---|--------------|--------------|------|--|--|--|
| <i>Finfish, Frozen Headed and Guttred</i> | 1,902        | 1,948        | 1.02 |  |  |  |
| <b>Total for Ghostshark</b>               | <b>1,902</b> | <b>1,948</b> |      |  |  |  |

### Groper

|   |            |              |      |  |  |  |
|---|------------|--------------|------|--|--|--|
| <i>Finfish, Frozen Headed and Guttred</i> | 744        | 3,682        | 4.95 |  |  |  |
| <b>Total for Groper</b>                   | <b>744</b> | <b>3,682</b> |      |  |  |  |

### Gurnard

|                              |               |               |      |              |              |      |
|------------------------------|---------------|---------------|------|--------------|--------------|------|
| <i>Finfish, Frozen Whole</i> | 12,168        | 22,200        | 1.82 | 1,008        | 1,745        | 1.73 |
| <b>Total for Gurnard</b>     | <b>12,168</b> | <b>22,200</b> |      | <b>1,008</b> | <b>1,745</b> |      |

### Hake

|   |               |                |      |  |  |  |
|---|---------------|----------------|------|--|--|--|
| <i>Finfish, Frozen Headed and Guttred</i> | 26,322        | 130,647        | 4.96 |  |  |  |
| <i>Finfish, Frozen Other form</i>         | 51,864        | 32,572         | 0.63 |  |  |  |
| <i>Finfish, Frozen Whole</i>              | 7,248         | 20,590         | 2.84 |  |  |  |
| <b>Total for Hake</b>                     | <b>85,434</b> | <b>183,809</b> |      |  |  |  |

### Hoki

|   |                |                |      |              |              |      |
|---|----------------|----------------|------|--------------|--------------|------|
| <i>Finfish, Frozen Fillets</i>            | 36,761         | 170,461        | 4.64 |              |              |      |
| <i>Finfish, Frozen Headed and Guttred</i> | 135,518        | 361,762        | 2.67 | 390          | 323          | 0.83 |
| <i>Finfish, Frozen Whole</i>              | 61,581         | 54,999         | 0.89 | 2,936        | 3,604        | 1.23 |
| <b>Total for Hoki</b>                     | <b>233,860</b> | <b>587,222</b> |      | <b>3,326</b> | <b>3,927</b> |      |

### Leatherjacket

|                                |              |              |      |              |              |      |
|--------------------------------|--------------|--------------|------|--------------|--------------|------|
| <i>Finfish, Frozen Whole</i>   | 5,350        | 6,346        | 1.19 | 5,350        | 6,346        | 1.19 |
| <b>Total for Leatherjacket</b> | <b>5,350</b> | <b>6,346</b> |      | <b>5,350</b> | <b>6,346</b> |      |

### Ling

|   |                |                |      |           |           |      |
|---|----------------|----------------|------|-----------|-----------|------|
| <i>Finfish, Frozen Fillets</i>            | 10             | 68             | 6.80 |           |           |      |
| <i>Finfish, Frozen Headed and Guttred</i> | 18,189         | 71,259         | 3.92 |           |           |      |
| <i>Finfish, Frozen Other form</i>         | 204,768        | 221,014        | 1.08 | 28        | 99        | 3.54 |
| <b>Total for Ling</b>                     | <b>222,967</b> | <b>292,341</b> |      | <b>28</b> | <b>99</b> |      |

### Livers and Roe

|                                 |                |                  |      |               |                |      |
|---------------------------------|----------------|------------------|------|---------------|----------------|------|
| <i>Finfish, Frozen Whole</i>    | 907,325        | 3,188,329        | 3.51 | 90,656        | 305,789        | 3.37 |
| <b>Total for Livers and Roe</b> | <b>907,325</b> | <b>3,188,329</b> |      | <b>90,656</b> | <b>305,789</b> |      |

### Mackerel, Blue

|   |       |       |      |  |  |  |
|---|-------|-------|------|--|--|--|
| <i>Finfish, Frozen Headed and Guttred</i> | 5,784 | 9,542 | 1.65 |  |  |  |
|---|-------|-------|------|--|--|--|

| <b>NETT</b>                                    | <b>Jan 2010 -- Dec 2010</b> |                              |                       | <b>Month-to-Date: December - 2010</b> |                              |                       |
|--|-----------------------------|------------------------------|-----------------------|---------------------------------------|------------------------------|-----------------------|
|  | <b>Weight<br/>(kg)</b>      | <b>FOB* Value<br/>(\$NZ)</b> | <b>Unit<br/>Value</b> | <b>Weight<br/>(kg)</b>                | <b>FOB* Value<br/>(\$NZ)</b> | <b>Unit<br/>Value</b> |
| <b>Korea, Republic Of</b>                      |                             |                              |                       |                                       |                              |                       |
| <i>Finfish, Frozen Whole</i>                   | 50                          | 66                           | 1.32                  | 50                                    | 66                           | 1.32                  |
| <b>Total for Mackerel, Blue</b>                | <b>5,834</b>                | <b>9,608</b>                 |                       | <b>50</b>                             | <b>66</b>                    |                       |
| <b>Mackerel, Jack</b>                          |                             |                              |                       |                                       |                              |                       |
| <i>Finfish, Frozen Headed and Guttled</i>      | 31,656                      | 44,315                       | 1.40                  |                                       |                              |                       |
| <i>Finfish, Frozen Other form</i>              | 576                         | 930                          | 1.61                  |                                       |                              |                       |
| <i>Finfish, Frozen Whole</i>                   | 231,802                     | 277,075                      | 1.20                  | 43,010                                | 59,366                       | 1.38                  |
| <b>Total for Mackerel, Jack</b>                | <b>264,034</b>              | <b>322,320</b>               |                       | <b>43,010</b>                         | <b>59,366</b>                |                       |
| <b>Monkfish</b>                                |                             |                              |                       |                                       |                              |                       |
| <i>Finfish, Frozen Fillets</i>                 | 13,135                      | 71,929                       | 5.48                  | 13,135                                | 71,929                       | 5.48                  |
| <b>Total for Monkfish</b>                      | <b>13,135</b>               | <b>71,929</b>                |                       | <b>13,135</b>                         | <b>71,929</b>                |                       |
| <b>Mussels</b>                                 |                             |                              |                       |                                       |                              |                       |
| <i>Mussels, Freeze-dried pwd</i>               | 2,576                       | 127,039                      | 49.32                 | 535                                   | 24,724                       | 46.21                 |
| <i>Mussels, HS Frozen</i>                      | 2,817,148                   | 12,895,062                   | 4.58                  | 269,058                               | 1,415,275                    | 5.26                  |
| <i>Mussels, Live</i>                           | 1,020                       | 4,908                        | 4.81                  |                                       |                              |                       |
| <i>Mussels, Meat Frozen</i>                    | 21,394                      | 108,938                      | 5.09                  | 3,000                                 | 16,821                       | 5.61                  |
| <i>Mussels, Whole Frozen</i>                   | 37,951                      | 103,442                      | 2.73                  |                                       |                              |                       |
| <b>Total for Mussels</b>                       | <b>2,880,089</b>            | <b>13,239,389</b>            |                       | <b>272,593</b>                        | <b>1,456,820</b>             |                       |
| <b>Octopus</b>                                 |                             |                              |                       |                                       |                              |                       |
| <i>Other Molluscs, Live, Chilled or Frozen</i> | 24                          | 31                           | 1.29                  |                                       |                              |                       |
| <b>Total for Octopus</b>                       | <b>24</b>                   | <b>31</b>                    |                       |                                       |                              |                       |
| <b>Orange Roughy</b>                           |                             |                              |                       |                                       |                              |                       |
| <i>Finfish, Frozen Whole</i>                   | 27,720                      | 58,124                       | 2.10                  | 13,840                                | 29,565                       | 2.14                  |
| <b>Total for Orange Roughy</b>                 | <b>27,720</b>               | <b>58,124</b>                |                       | <b>13,840</b>                         | <b>29,565</b>                |                       |
| <b>Oreo Dory, Other</b>                        |                             |                              |                       |                                       |                              |                       |
| <i>Finfish, Frozen Headed and Guttled</i>      | 1,392                       | 2,434                        | 1.75                  |                                       |                              |                       |
| <i>Finfish, Frozen Other form</i>              | 188                         | 266                          | 1.41                  | 188                                   | 266                          | 1.41                  |
| <b>Total for Oreo Dory, Other</b>              | <b>1,580</b>                | <b>2,700</b>                 |                       | <b>188</b>                            | <b>266</b>                   |                       |
| <b>Other chilled finfish</b>                   |                             |                              |                       |                                       |                              |                       |
| <i>Finfish, Chilled Headed and Guttled</i>     | 13                          | 68                           | 5.23                  |                                       |                              |                       |
| <b>Total for Other chilled finfish</b>         | <b>13</b>                   | <b>68</b>                    |                       |                                       |                              |                       |
| <b>Other frozen fillets</b>                    |                             |                              |                       |                                       |                              |                       |
| <i>Finfish, Frozen Fillets</i>                 | 19,980                      | 423,177                      | 21.18                 | 1,000                                 | 22,614                       | 22.61                 |
| <b>Total for Other frozen fillets</b>          | <b>19,980</b>               | <b>423,177</b>               |                       | <b>1,000</b>                          | <b>22,614</b>                |                       |
| <b>Other frozen finfish</b>                    |                             |                              |                       |                                       |                              |                       |
| <i>Finfish, Frozen Headed and Guttled</i>      | 60,552                      | 74,718                       | 1.23                  |                                       |                              |                       |
| <i>Finfish, Frozen Other form</i>              | 41,808                      | 148,034                      | 3.54                  |                                       |                              |                       |
| <i>Finfish, Frozen Whole</i>                   | 192,866                     | 260,394                      | 1.35                  | 10,296                                | 19,237                       | 1.87                  |
| <b>Total for Other frozen finfish</b>          | <b>295,226</b>              | <b>483,146</b>               |                       | <b>10,296</b>                         | <b>19,237</b>                |                       |
| <b>Other invertebrate</b>                      |                             |                              |                       |                                       |                              |                       |
| <i>Other Molluscs, Live, Chilled or Frozen</i> | 270                         | 6,910                        | 25.59                 |                                       |                              |                       |

| <b>NETT</b>                             | <b>Jan 2010 -- Dec 2010</b> |                              |                       | <b>Month-to-Date: December - 2010</b> |                              |                       |
|---|-----------------------------|------------------------------|-----------------------|---------------------------------------|------------------------------|-----------------------|
|   | <b>Weight<br/>(kg)</b>      | <b>FOB* Value<br/>(\$NZ)</b> | <b>Unit<br/>Value</b> | <b>Weight<br/>(kg)</b>                | <b>FOB* Value<br/>(\$NZ)</b> | <b>Unit<br/>Value</b> |
| <b>Korea, Republic Of</b>               |                             |                              |                       |                                       |                              |                       |
| Total for Other invertebrate            | 270                         | 6,910                        |                       |                                       |                              |                       |
| <b>Other Molluscs</b>                   |                             |                              |                       |                                       |                              |                       |
| Other Molluscs, Live, Chilled or Frozen | 300                         | 3,021                        | 10.07                 |                                       |                              |                       |
| Total for Other Molluscs                | 300                         | 3,021                        |                       |                                       |                              |                       |
| <b>Salmon, Pacific</b>                  |                             |                              |                       |                                       |                              |                       |
| Finfish, Chilled Other form             | 9,639                       | 89,445                       | 9.28                  |                                       |                              |                       |
| Finfish, Processed Smoked               | 4,500                       | 106,837                      | 23.74                 |                                       |                              |                       |
| Total for Salmon, Pacific               | 14,139                      | 196,282                      |                       |                                       |                              |                       |
| <b>Salmonidae</b>                       |                             |                              |                       |                                       |                              |                       |
| Finfish, Chilled Fillets                | 15,025                      | 149,484                      | 9.95                  |                                       |                              |                       |
| Finfish, Frozen Fillets                 | 1,211                       | 12,082                       | 9.98                  |                                       |                              |                       |
| Total for Salmonidae                    | 16,236                      | 161,566                      |                       |                                       |                              |                       |
| <b>School shark</b>                     |                             |                              |                       |                                       |                              |                       |
| Finfish, Frozen Headed and Guttled      | 1,495                       | 2,774                        | 1.86                  |                                       |                              |                       |
| Finfish, Frozen Other form              | 192                         | 817                          | 4.26                  |                                       |                              |                       |
| Total for School shark                  | 1,687                       | 3,591                        |                       |                                       |                              |                       |
| <b>Sea Bass</b>                         |                             |                              |                       |                                       |                              |                       |
| Finfish, Frozen Whole                   | 182,973                     | 235,356                      | 1.29                  | 40,344                                | 80,045                       | 1.98                  |
| Total for Sea Bass                      | 182,973                     | 235,356                      |                       | 40,344                                | 80,045                       |                       |
| <b>Skate</b>                            |                             |                              |                       |                                       |                              |                       |
| Finfish, Frozen Fillets                 | 283,805                     | 881,469                      | 3.11                  | 26,887                                | 83,859                       | 3.12                  |
| Total for Skate                         | 283,805                     | 881,469                      |                       | 26,887                                | 83,859                       |                       |
| <b>Snapper</b>                          |                             |                              |                       |                                       |                              |                       |
| Finfish, Frozen Whole                   | 227,100                     | 1,230,865                    | 5.42                  | 33,650                                | 204,325                      | 6.07                  |
| Total for Snapper                       | 227,100                     | 1,230,865                    |                       | 33,650                                | 204,325                      |                       |
| <b>Southern Blue Whiting</b>            |                             |                              |                       |                                       |                              |                       |
| Finfish, Frozen Headed and Guttled      | 112                         | 246                          | 2.20                  |                                       |                              |                       |
| Finfish, Frozen Other form              | 2,248                       | 2,611                        | 1.16                  |                                       |                              |                       |
| Finfish, Frozen Whole                   | 30                          | 30                           | 1.00                  |                                       |                              |                       |
| Total for Southern Blue Whiting         | 2,390                       | 2,887                        |                       |                                       |                              |                       |
| <b>Spiny Dogfish</b>                    |                             |                              |                       |                                       |                              |                       |
| Finfish, Frozen Whole                   | 976,283                     | 1,001,575                    | 1.03                  | 55,824                                | 74,856                       | 1.34                  |
| Total for Spiny Dogfish                 | 976,283                     | 1,001,575                    |                       | 55,824                                | 74,856                       |                       |
| <b>Squid</b>                            |                             |                              |                       |                                       |                              |                       |
| Squid, Frozen Whole                     | 8,295,423                   | 18,291,931                   | 2.21                  | 53,490                                | 157,592                      | 2.95                  |
| Total for Squid                         | 8,295,423                   | 18,291,931                   |                       | 53,490                                | 157,592                      |                       |
| <b>Tarakihi</b>                         |                             |                              |                       |                                       |                              |                       |
| Finfish, Frozen Headed and Guttled      | 48                          | 127                          | 2.65                  |                                       |                              |                       |
| Finfish, Frozen Other form              | 864                         | 2,024                        | 2.34                  |                                       |                              |                       |

| <i>NETT</i>                               | <i>Jan 2010 -- Dec 2010</i> |                              |                       | <i>Month-to-Date: December - 2010</i> |                              |                       |
|---|-----------------------------|------------------------------|-----------------------|---------------------------------------|------------------------------|-----------------------|
|   | <i>Weight<br/>(kg)</i>      | <i>FOB* Value<br/>(\$NZ)</i> | <i>Unit<br/>Value</i> | <i>Weight<br/>(kg)</i>                | <i>FOB* Value<br/>(\$NZ)</i> | <i>Unit<br/>Value</i> |
| <b>Korea, Republic Of</b>                 |                             |                              |                       |                                       |                              |                       |
| Total for Tarakihi                        | 912                         | 2,151                        |                       |                                       |                              |                       |
| <b>Warehou, Blue</b>                      |                             |                              |                       |                                       |                              |                       |
| <i>Finfish, Frozen Headed and Guttled</i> | 1,056                       | 2,428                        | 2.30                  |                                       |                              |                       |
| <i>Finfish, Frozen Other form</i>         | 336                         | 771                          | 2.29                  |                                       |                              |                       |
| Total for Warehou, Blue                   | 1,392                       | 3,199                        |                       |                                       |                              |                       |
| <b>Warehou, Other</b>                     |                             |                              |                       |                                       |                              |                       |
| <i>Finfish, Frozen Headed and Guttled</i> | 168                         | 830                          | 4.94                  |                                       |                              |                       |
| <i>Finfish, Frozen Other form</i>         | 72                          | 738                          | 10.25                 |                                       |                              |                       |
| Total for Warehou, Other                  | 240                         | 1,568                        |                       |                                       |                              |                       |
| <b>Warehou, Silver</b>                    |                             |                              |                       |                                       |                              |                       |
| <i>Finfish, Frozen Headed and Guttled</i> | 189                         | 427                          | 2.26                  | 165                                   | 352                          | 2.13                  |
| <i>Finfish, Frozen Whole</i>              | 216                         | 273                          | 1.26                  |                                       |                              |                       |
| Total for Warehou, Silver                 | 405                         | 700                          |                       | 165                                   | 352                          |                       |
| Total for Korea, Republic Of              | 17,502,814                  | 48,512,671                   |                       | 880,724                               | 3,169,213                    |                       |

| <b>NETT</b>                                    | <i>Jan 2010 -- Dec 2010</i> |                              |                       | <i>Month-to-Date: December - 2010</i> |                              |                       |
|--|-----------------------------|------------------------------|-----------------------|---------------------------------------|------------------------------|-----------------------|
|  | <i>Weight<br/>(kg)</i>      | <i>FOB* Value<br/>(\$NZ)</i> | <i>Unit<br/>Value</i> | <i>Weight<br/>(kg)</i>                | <i>FOB* Value<br/>(\$NZ)</i> | <i>Unit<br/>Value</i> |
| <b>Lebanon</b>                                 |                             |                              |                       |                                       |                              |                       |
| <b>Hoki</b>                                    |                             |                              |                       |                                       |                              |                       |
| <i>Finfish, Frozen Fillets</i>                 | 5,080                       | 23,164                       | 4.56                  | 4,080                                 | 17,322                       | 4.25                  |
| <b>Total for Hoki</b>                          | <b>5,080</b>                | <b>23,164</b>                |                       | <b>4,080</b>                          | <b>17,322</b>                |                       |
| <b>Mussels</b>                                 |                             |                              |                       |                                       |                              |                       |
| <i>Mussels, HS Frozen</i>                      | 40,763                      | 188,437                      | 4.62                  | 7,320                                 | 35,518                       | 4.85                  |
| <i>Mussels, Meat Frozen</i>                    | 228                         | 1,813                        | 7.95                  |                                       |                              |                       |
| <b>Total for Mussels</b>                       | <b>40,991</b>               | <b>190,250</b>               |                       | <b>7,320</b>                          | <b>35,518</b>                |                       |
| <b>Other clams frozen</b>                      |                             |                              |                       |                                       |                              |                       |
| <i>Other Molluscs, Live, Chilled or Frozen</i> | 900                         | 8,257                        | 9.17                  |                                       |                              |                       |
| <b>Total for Other clams frozen</b>            | <b>900</b>                  | <b>8,257</b>                 |                       |                                       |                              |                       |
| <b>Other Fish Packed</b>                       |                             |                              |                       |                                       |                              |                       |
| <i>Other,</i>                                  | 1,000                       | 6,087                        | 6.09                  |                                       |                              |                       |
| <b>Total for Other Fish Packed</b>             | <b>1,000</b>                | <b>6,087</b>                 |                       |                                       |                              |                       |
| <b>Other preparations</b>                      |                             |                              |                       |                                       |                              |                       |
| <i>Other,</i>                                  | 10,320                      | 58,941                       | 5.71                  |                                       |                              |                       |
| <b>Total for Other preparations</b>            | <b>10,320</b>               | <b>58,941</b>                |                       |                                       |                              |                       |
| <b>Oysters</b>                                 |                             |                              |                       |                                       |                              |                       |
| <i>Oysters, Chilled or Frozen</i>              | 210                         | 1,575                        | 7.50                  |                                       |                              |                       |
| <b>Total for Oysters</b>                       | <b>210</b>                  | <b>1,575</b>                 |                       |                                       |                              |                       |
| <b>Scallops</b>                                |                             |                              |                       |                                       |                              |                       |
| <i>Other Molluscs, Live, Chilled or Frozen</i> | 2,400                       | 14,190                       | 5.91                  |                                       |                              |                       |
| <b>Total for Scallops</b>                      | <b>2,400</b>                | <b>14,190</b>                |                       |                                       |                              |                       |
| <b>Total for Lebanon</b>                       | <b>60,901</b>               | <b>302,464</b>               |                       | <b>11,400</b>                         | <b>52,840</b>                |                       |

| <i>NETT</i>                     | <i>Jan 2010 -- Dec 2010</i> |                              |                       | <i>Month-to-Date: December - 2010</i> |                              |                       |
|---------------------------------|-----------------------------|------------------------------|-----------------------|---------------------------------------|------------------------------|-----------------------|
|                                 | <i>Weight<br/>(kg)</i>      | <i>FOB* Value<br/>(\$NZ)</i> | <i>Unit<br/>Value</i> | <i>Weight<br/>(kg)</i>                | <i>FOB* Value<br/>(\$NZ)</i> | <i>Unit<br/>Value</i> |
| <b>Liberia</b>                  |                             |                              |                       |                                       |                              |                       |
| <b>Mackerel, Blue</b>           |                             |                              |                       |                                       |                              |                       |
| <i>Finfish, Frozen Whole</i>    | 54,000                      | 44,325                       | 0.82                  |                                       |                              |                       |
| <b>Total for Mackerel, Blue</b> | <b>54,000</b>               | <b>44,325</b>                |                       |                                       |                              |                       |
| <b>Total for Liberia</b>        | <b>54,000</b>               | <b>44,325</b>                |                       |                                       |                              |                       |

| <b>NETT</b>                               | <b>Jan 2010 -- Dec 2010</b> |                              |                       | <b>Month-to-Date: December - 2010</b> |                              |                       |
|---|-----------------------------|------------------------------|-----------------------|---------------------------------------|------------------------------|-----------------------|
|   | <b>Weight<br/>(kg)</b>      | <b>FOB* Value<br/>(\$NZ)</b> | <b>Unit<br/>Value</b> | <b>Weight<br/>(kg)</b>                | <b>FOB* Value<br/>(\$NZ)</b> | <b>Unit<br/>Value</b> |
| <b>Lithuania</b>                          |                             |                              |                       |                                       |                              |                       |
| <b>Alfonsino</b>                          |                             |                              |                       |                                       |                              |                       |
| <i>Finfish, Frozen Other form</i>         | 9,871                       | 5,835                        | 0.59                  | 9,871                                 | 5,835                        | 0.59                  |
| <b>Total for Alfonsino</b>                | <b>9,871</b>                | <b>5,835</b>                 |                       | <b>9,871</b>                          | <b>5,835</b>                 |                       |
| <b>Cod, Red</b>                           |                             |                              |                       |                                       |                              |                       |
| <i>Finfish, Frozen Fillets</i>            | 8,960                       | 37,276                       | 4.16                  | 6,420                                 | 26,182                       | 4.08                  |
| <i>Finfish, Frozen Headed and Guttled</i> | 199,506                     | 503,827                      | 2.53                  | 30,060                                | 76,934                       | 2.56                  |
| <i>Finfish, Frozen Other form</i>         | 120,882                     | 234,935                      | 1.94                  |                                       |                              |                       |
| <b>Total for Cod, Red</b>                 | <b>329,348</b>              | <b>776,038</b>               |                       | <b>36,480</b>                         | <b>103,116</b>               |                       |
| <b>Eels</b>                               |                             |                              |                       |                                       |                              |                       |
| <i>Finfish, Frozen Headed and Guttled</i> | 3,975                       | 9,280                        | 2.33                  |                                       |                              |                       |
| <b>Total for Eels</b>                     | <b>3,975</b>                | <b>9,280</b>                 |                       |                                       |                              |                       |
| <b>Ghostshark</b>                         |                             |                              |                       |                                       |                              |                       |
| <i>Finfish, Frozen Fillets</i>            | 17,030                      | 72,377                       | 4.25                  |                                       |                              |                       |
| <i>Finfish, Frozen Headed and Guttled</i> | 63,812                      | 148,696                      | 2.33                  | 3,160                                 | 7,881                        | 2.49                  |
| <i>Finfish, Frozen Other form</i>         | 88,218                      | 192,247                      | 2.18                  | 15,141                                | 28,485                       | 1.88                  |
| <b>Total for Ghostshark</b>               | <b>169,060</b>              | <b>413,320</b>               |                       | <b>18,301</b>                         | <b>36,366</b>                |                       |
| <b>Ling</b>                               |                             |                              |                       |                                       |                              |                       |
| <i>Finfish, Frozen Other form</i>         | 6,445                       | 16,446                       | 2.55                  |                                       |                              |                       |
| <b>Total for Ling</b>                     | <b>6,445</b>                | <b>16,446</b>                |                       |                                       |                              |                       |
| <b>Mackerel, Blue</b>                     |                             |                              |                       |                                       |                              |                       |
| <i>Finfish, Frozen Fillets</i>            | 138,160                     | 265,396                      | 1.92                  |                                       |                              |                       |
| <i>Finfish, Frozen Other form</i>         | 35,550                      | 62,185                       | 1.75                  |                                       |                              |                       |
| <i>Finfish, Frozen Whole</i>              | 267,125                     | 247,384                      | 0.93                  | 16,475                                | 15,981                       | 0.97                  |
| <b>Total for Mackerel, Blue</b>           | <b>440,835</b>              | <b>574,965</b>               |                       | <b>16,475</b>                         | <b>15,981</b>                |                       |
| <b>Mackerel, Jack</b>                     |                             |                              |                       |                                       |                              |                       |
| <i>Finfish, Frozen Other form</i>         | 398,216                     | 720,971                      | 1.81                  |                                       |                              |                       |
| <b>Total for Mackerel, Jack</b>           | <b>398,216</b>              | <b>720,971</b>               |                       |                                       |                              |                       |
| <b>Monkfish</b>                           |                             |                              |                       |                                       |                              |                       |
| <i>Finfish, Frozen Fillets</i>            | 300                         | 1,691                        | 5.64                  | 300                                   | 1,691                        | 5.64                  |
| <b>Total for Monkfish</b>                 | <b>300</b>                  | <b>1,691</b>                 |                       | <b>300</b>                            | <b>1,691</b>                 |                       |
| <b>Mussels</b>                            |                             |                              |                       |                                       |                              |                       |
| <i>Mussels, HS Frozen</i>                 | 20,496                      | 74,551                       | 3.64                  | 3,620                                 | 13,074                       | 3.61                  |
| <i>Mussels, Meat Frozen</i>               | 1,498                       | 11,097                       | 7.41                  |                                       |                              |                       |
| <b>Total for Mussels</b>                  | <b>21,994</b>               | <b>85,648</b>                |                       | <b>3,620</b>                          | <b>13,074</b>                |                       |
| <b>Oreo Dory, Black</b>                   |                             |                              |                       |                                       |                              |                       |
| <i>Finfish, Frozen Headed and Guttled</i> | 190,043                     | 350,049                      | 1.84                  | 126,870                               | 198,302                      | 1.56                  |
| <i>Finfish, Frozen Other form</i>         | 53,200                      | 113,471                      | 2.13                  | 36,000                                | 74,662                       | 2.07                  |
| <b>Total for Oreo Dory, Black</b>         | <b>243,243</b>              | <b>463,520</b>               |                       | <b>162,870</b>                        | <b>272,964</b>               |                       |
| <b>Oreo Dory, Other</b>                   |                             |                              |                       |                                       |                              |                       |

| <b>NETT</b>                               | <b>Jan 2010 -- Dec 2010</b> |                              |                       | <b>Month-to-Date: December - 2010</b> |                              |                       |
|---|-----------------------------|------------------------------|-----------------------|---------------------------------------|------------------------------|-----------------------|
|   | <b>Weight<br/>(kg)</b>      | <b>FOB* Value<br/>(\$NZ)</b> | <b>Unit<br/>Value</b> | <b>Weight<br/>(kg)</b>                | <b>FOB* Value<br/>(\$NZ)</b> | <b>Unit<br/>Value</b> |
| <b>Lithuania</b>                          |                             |                              |                       |                                       |                              |                       |
| <i>Finfish, Frozen Other form</i>         | 20,742                      | 41,368                       | 1.99                  | 18,750                                | 36,307                       | 1.94                  |
| <b>Total for Oreo Dory, Other</b>         | <b>20,742</b>               | <b>41,368</b>                |                       | <b>18,750</b>                         | <b>36,307</b>                |                       |
| <b>Other Dogfish/Shark</b>                |                             |                              |                       |                                       |                              |                       |
| <i>Finfish, Frozen Other form</i>         | 10,370                      | 31,769                       | 3.06                  | 10,370                                | 31,769                       | 3.06                  |
| <b>Total for Other Dogfish/Shark</b>      | <b>10,370</b>               | <b>31,769</b>                |                       | <b>10,370</b>                         | <b>31,769</b>                |                       |
| <b>Other frozen fillets</b>               |                             |                              |                       |                                       |                              |                       |
| <i>Finfish, Frozen Fillets</i>            | 19,950                      | 59,613                       | 2.99                  |                                       |                              |                       |
| <b>Total for Other frozen fillets</b>     | <b>19,950</b>               | <b>59,613</b>                |                       |                                       |                              |                       |
| <b>Other frozen finfish</b>               |                             |                              |                       |                                       |                              |                       |
| <i>Finfish, Frozen Headed and Guttled</i> | 9,406                       | 17,035                       | 1.81                  | 2,615                                 | 6,561                        | 2.51                  |
| <i>Finfish, Frozen Other form</i>         | 36,601                      | 59,395                       | 1.62                  |                                       |                              |                       |
| <i>Finfish, Frozen Whole</i>              | 388                         | 610                          | 1.57                  |                                       |                              |                       |
| <b>Total for Other frozen finfish</b>     | <b>46,395</b>               | <b>77,040</b>                |                       | <b>2,615</b>                          | <b>6,561</b>                 |                       |
| <b>Southern Blue Whiting</b>              |                             |                              |                       |                                       |                              |                       |
| <i>Finfish, Frozen Headed and Guttled</i> | 55,018                      | 105,104                      | 1.91                  | 3,944                                 | 6,876                        | 1.74                  |
| <i>Finfish, Frozen Other form</i>         | 325,398                     | 599,500                      | 1.84                  | 60,750                                | 100,940                      | 1.66                  |
| <b>Total for Southern Blue Whiting</b>    | <b>380,416</b>              | <b>704,604</b>               |                       | <b>64,694</b>                         | <b>107,816</b>               |                       |
| <b>Warehou, Silver</b>                    |                             |                              |                       |                                       |                              |                       |
| <i>Finfish, Frozen Other form</i>         | 22,649                      | 57,370                       | 2.53                  |                                       |                              |                       |
| <b>Total for Warehou, Silver</b>          | <b>22,649</b>               | <b>57,370</b>                |                       |                                       |                              |                       |
| <b>Total for Lithuania</b>                | <b>2,123,809</b>            | <b>4,039,478</b>             |                       | <b>344,346</b>                        | <b>631,480</b>               |                       |



| <b>NETT</b>                             | <i>Jan 2010 -- Dec 2010</i> |                              |                       | <i>Month-to-Date: December - 2010</i> |                              |                       |
|---|-----------------------------|------------------------------|-----------------------|---------------------------------------|------------------------------|-----------------------|
|   | <i>Weight<br/>(kg)</i>      | <i>FOB* Value<br/>(\$NZ)</i> | <i>Unit<br/>Value</i> | <i>Weight<br/>(kg)</i>                | <i>FOB* Value<br/>(\$NZ)</i> | <i>Unit<br/>Value</i> |
| <b>Macau</b>                            |                             |                              |                       |                                       |                              |                       |
| <b>Fish fingers</b>                     |                             |                              |                       |                                       |                              |                       |
| <i>Finfish, Processed Other</i>         | 600                         | 2,954                        | 4.92                  |                                       |                              |                       |
| <b>Total for Fish fingers</b>           | 600                         | 2,954                        |                       |                                       |                              |                       |
| <b>Mussels</b>                          |                             |                              |                       |                                       |                              |                       |
| <i>Mussels, HS Frozen</i>               | 4,092                       | 18,824                       | 4.60                  |                                       |                              |                       |
| <i>Mussels, Meat Frozen</i>             | 2,860                       | 18,224                       | 6.37                  |                                       |                              |                       |
| <b>Total for Mussels</b>                | 6,952                       | 37,048                       |                       |                                       |                              |                       |
| <b>Other dried excl smoked</b>          |                             |                              |                       |                                       |                              |                       |
| <i>Other,</i>                           | 8                           | 1,600                        | 200.00                |                                       |                              |                       |
| <b>Total for Other dried excl smoke</b> | 8                           | 1,600                        |                       |                                       |                              |                       |
| <b>Total for Macau</b>                  | 7,560                       | 41,602                       |                       |                                       |                              |                       |

| <b>NETT</b>                                    | <b>Jan 2010 -- Dec 2010</b> |                              |                       | <b>Month-to-Date: December - 2010</b> |                              |                       |
|--|-----------------------------|------------------------------|-----------------------|---------------------------------------|------------------------------|-----------------------|
|  | <b>Weight<br/>(kg)</b>      | <b>FOB* Value<br/>(\$NZ)</b> | <b>Unit<br/>Value</b> | <b>Weight<br/>(kg)</b>                | <b>FOB* Value<br/>(\$NZ)</b> | <b>Unit<br/>Value</b> |
| <b>Malaysia</b>                                |                             |                              |                       |                                       |                              |                       |
| <b>Alfonsino</b>                               |                             |                              |                       |                                       |                              |                       |
| <i>Finfish, Frozen Whole</i>                   | 300                         | 1,483                        | 4.94                  |                                       |                              |                       |
| <b>Total for Alfonsino</b>                     | <b>300</b>                  | <b>1,483</b>                 |                       |                                       |                              |                       |
| <b>Barracouta</b>                              |                             |                              |                       |                                       |                              |                       |
| <i>Finfish, Frozen Headed and Guttled</i>      | 60                          | 101                          | 1.68                  |                                       |                              |                       |
| <b>Total for Barracouta</b>                    | <b>60</b>                   | <b>101</b>                   |                       |                                       |                              |                       |
| <b>Bluenose</b>                                |                             |                              |                       |                                       |                              |                       |
| <i>Finfish, Chilled Other form</i>             | 32                          | 679                          | 21.22                 |                                       |                              |                       |
| <b>Total for Bluenose</b>                      | <b>32</b>                   | <b>679</b>                   |                       |                                       |                              |                       |
| <b>Cockles</b>                                 |                             |                              |                       |                                       |                              |                       |
| <i>Other Molluscs, Live, Chilled or Frozen</i> | 1,220                       | 13,515                       | 11.08                 | 180                                   | 1,887                        | 10.48                 |
| <b>Total for Cockles</b>                       | <b>1,220</b>                | <b>13,515</b>                |                       | <b>180</b>                            | <b>1,887</b>                 |                       |
| <b>Cod</b>                                     |                             |                              |                       |                                       |                              |                       |
| <i>Finfish, Frozen Headed and Guttled</i>      | 16,629                      | 46,345                       | 2.79                  |                                       |                              |                       |
| <b>Total for Cod</b>                           | <b>16,629</b>               | <b>46,345</b>                |                       |                                       |                              |                       |
| <b>Cod, Blue</b>                               |                             |                              |                       |                                       |                              |                       |
| <i>Finfish, Chilled Fillets</i>                | 320                         | 9,961                        | 31.13                 | 40                                    | 1,292                        | 32.30                 |
| <i>Finfish, Frozen Fillets</i>                 | 130                         | 3,713                        | 28.56                 |                                       |                              |                       |
| <b>Total for Cod, Blue</b>                     | <b>450</b>                  | <b>13,674</b>                |                       | <b>40</b>                             | <b>1,292</b>                 |                       |
| <b>Cod, Red</b>                                |                             |                              |                       |                                       |                              |                       |
| <i>Finfish, Frozen Fillets</i>                 | 1,790                       | 6,388                        | 3.57                  | 300                                   | 1,124                        | 3.75                  |
| <i>Finfish, Frozen Headed and Guttled</i>      | 16,914                      | 51,637                       | 3.05                  | 300                                   | 791                          | 2.64                  |
| <i>Finfish, Frozen Other form</i>              | 17,784                      | 45,030                       | 2.53                  |                                       |                              |                       |
| <i>Finfish, Frozen Whole</i>                   | 19,090                      | 57,155                       | 2.99                  |                                       |                              |                       |
| <b>Total for Cod, Red</b>                      | <b>55,578</b>               | <b>160,210</b>               |                       | <b>600</b>                            | <b>1,915</b>                 |                       |
| <b>Elephant Fish</b>                           |                             |                              |                       |                                       |                              |                       |
| <i>Finfish, Frozen Other form</i>              | 3,875                       | 82,085                       | 21.18                 |                                       |                              |                       |
| <b>Total for Elephant Fish</b>                 | <b>3,875</b>                | <b>82,085</b>                |                       |                                       |                              |                       |
| <b>Finfish extracts</b>                        |                             |                              |                       |                                       |                              |                       |
| <i>Finfish, Processed Other</i>                | 2,049                       | 13,299                       | 6.49                  |                                       |                              |                       |
| <b>Total for Finfish extracts</b>              | <b>2,049</b>                | <b>13,299</b>                |                       |                                       |                              |                       |
| <b>Finfish, fillet blocks</b>                  |                             |                              |                       |                                       |                              |                       |
| <i>Finfish, Processed Other</i>                | 35,003                      | 205,198                      | 5.86                  |                                       |                              |                       |
| <b>Total for Finfish, fillet blocks</b>        | <b>35,003</b>               | <b>205,198</b>               |                       |                                       |                              |                       |
| <b>Finfish, other fish meat</b>                |                             |                              |                       |                                       |                              |                       |
| <i>Finfish, Processed Other</i>                | 12,019                      | 69,366                       | 5.77                  |                                       |                              |                       |
| <b>Total for Finfish, other fish meat</b>      | <b>12,019</b>               | <b>69,366</b>                |                       |                                       |                              |                       |
| <b>Fish prod unfit for human</b>               |                             |                              |                       |                                       |                              |                       |

| <b>NETT</b>                                | <b>Jan 2010 -- Dec 2010</b> |                              |                       | <b>Month-to-Date: December - 2010</b> |                              |                       |
|--|-----------------------------|------------------------------|-----------------------|---------------------------------------|------------------------------|-----------------------|
|  | <b>Weight<br/>(kg)</b>      | <b>FOB* Value<br/>(\$NZ)</b> | <b>Unit<br/>Value</b> | <b>Weight<br/>(kg)</b>                | <b>FOB* Value<br/>(\$NZ)</b> | <b>Unit<br/>Value</b> |
| <b>Malaysia</b>                            |                             |                              |                       |                                       |                              |                       |
| <i>Finfish, Processed Other</i>            | 367,690                     | 914,249                      | 2.49                  | 30,384                                | 55,518                       | 1.83                  |
| <b>Total for Fish prod unfit for hum</b>   | <b>367,690</b>              | <b>914,249</b>               |                       | <b>30,384</b>                         | <b>55,518</b>                |                       |
| <b>Flounder</b>                            |                             |                              |                       |                                       |                              |                       |
| <i>Finfish, Chilled Headed and Guttred</i> | 3                           | 38                           | 12.67                 |                                       |                              |                       |
| <i>Finfish, Chilled Whole</i>              | 96                          | 1,750                        | 18.23                 | 24                                    | 464                          | 19.33                 |
| <i>Finfish, Frozen Whole</i>               | 112                         | 981                          | 8.76                  |                                       |                              |                       |
| <b>Total for Flounder</b>                  | <b>211</b>                  | <b>2,769</b>                 |                       | <b>24</b>                             | <b>464</b>                   |                       |
| <b>Ghostshark</b>                          |                             |                              |                       |                                       |                              |                       |
| <i>Finfish, Frozen Fillets</i>             | 250                         | 1,100                        | 4.40                  |                                       |                              |                       |
| <b>Total for Ghostshark</b>                | <b>250</b>                  | <b>1,100</b>                 |                       |                                       |                              |                       |
| <b>Gurnard</b>                             |                             |                              |                       |                                       |                              |                       |
| <i>Finfish, Chilled Other form</i>         | 52                          | 1,486                        | 28.58                 |                                       |                              |                       |
| <i>Finfish, Frozen Whole</i>               | 300                         | 1,271                        | 4.24                  |                                       |                              |                       |
| <b>Total for Gurnard</b>                   | <b>352</b>                  | <b>2,757</b>                 |                       |                                       |                              |                       |
| <b>Hoki</b>                                |                             |                              |                       |                                       |                              |                       |
| <i>Finfish, Frozen Fillets</i>             | 1,609                       | 12,080                       | 7.51                  |                                       |                              |                       |
| <i>Finfish, Frozen Other form</i>          | 4,995                       | 9,609                        | 1.92                  |                                       |                              |                       |
| <b>Total for Hoki</b>                      | <b>6,604</b>                | <b>21,689</b>                |                       |                                       |                              |                       |
| <b>John Dory</b>                           |                             |                              |                       |                                       |                              |                       |
| <i>Finfish, Chilled Headed and Guttred</i> | 16                          | 350                          | 21.88                 |                                       |                              |                       |
| <i>Finfish, Chilled Other form</i>         | 31                          | 707                          | 22.81                 |                                       |                              |                       |
| <i>Finfish, Chilled Whole</i>              | 46                          | 1,058                        | 23.00                 |                                       |                              |                       |
| <b>Total for John Dory</b>                 | <b>93</b>                   | <b>2,115</b>                 |                       |                                       |                              |                       |
| <b>KahBarrTuna pack other</b>              |                             |                              |                       |                                       |                              |                       |
| <i>Finfish, Processed Packed</i>           | 50,421                      | 133,333                      | 2.64                  |                                       |                              |                       |
| <b>Total for KahBarrTuna pack oth</b>      | <b>50,421</b>               | <b>133,333</b>               |                       |                                       |                              |                       |
| <b>Ling</b>                                |                             |                              |                       |                                       |                              |                       |
| <i>Finfish, Frozen Other form</i>          | 56,191                      | 98,427                       | 1.75                  | 14,960                                | 25,660                       | 1.72                  |
| <b>Total for Ling</b>                      | <b>56,191</b>               | <b>98,427</b>                |                       | <b>14,960</b>                         | <b>25,660</b>                |                       |
| <b>Monkfish</b>                            |                             |                              |                       |                                       |                              |                       |
| <i>Finfish, Chilled Fillets</i>            | 160                         | 3,553                        | 22.21                 | 20                                    | 468                          | 23.40                 |
| <i>Finfish, Frozen Fillets</i>             | 230                         | 2,293                        | 9.97                  |                                       |                              |                       |
| <b>Total for Monkfish</b>                  | <b>390</b>                  | <b>5,846</b>                 |                       | <b>20</b>                             | <b>468</b>                   |                       |
| <b>Monkfish (Stargazer)</b>                |                             |                              |                       |                                       |                              |                       |
| <i>Finfish, Frozen Headed and Guttred</i>  | 450                         | 2,719                        | 6.04                  | 250                                   | 1,446                        | 5.78                  |
| <b>Total for Monkfish (Stargazer)</b>      | <b>450</b>                  | <b>2,719</b>                 |                       | <b>250</b>                            | <b>1,446</b>                 |                       |
| <b>Mussels</b>                             |                             |                              |                       |                                       |                              |                       |
| <i>Mussels, HS Fresh/Chld</i>              | 934                         | 4,373                        | 4.68                  |                                       |                              |                       |
| <i>Mussels, HS Frozen</i>                  | 435,706                     | 1,997,005                    | 4.58                  | 63,701                                | 319,221                      | 5.01                  |
| <i>Mussels, Live</i>                       | 40                          | 200                          | 5.00                  |                                       |                              |                       |

| <b>NETT</b>                                    | <b>Jan 2010 -- Dec 2010</b> |                        |                       | <b>Month-to-Date: December - 2010</b> |                        |                       |
|--|-----------------------------|------------------------|-----------------------|---------------------------------------|------------------------|-----------------------|
|  | <b>Weight<br/>(kg)</b>      | <b>FOB*<br/>(\$NZ)</b> | <b>Value<br/>Unit</b> | <b>Weight<br/>(kg)</b>                | <b>FOB*<br/>(\$NZ)</b> | <b>Value<br/>Unit</b> |
| <b>Malaysia</b>                                |                             |                        |                       |                                       |                        |                       |
| <i>Mussels, Meat Frozen</i>                    | 28,463                      | 178,097                | 6.26                  | 3,980                                 | 24,505                 | 6.16                  |
| <i>Mussels, Powder in capsule</i>              | 1,320                       | 29,930                 | 22.67                 |                                       |                        |                       |
| <b>Total for Mussels</b>                       | <b>466,463</b>              | <b>2,209,605</b>       |                       | <b>67,681</b>                         | <b>343,726</b>         |                       |
| <b>Orange Roughy</b>                           |                             |                        |                       |                                       |                        |                       |
| <i>Finfish, Chilled Fillets</i>                | 32                          | 831                    | 25.97                 |                                       |                        |                       |
| <i>Finfish, Frozen Fillets</i>                 | 96                          | 2,890                  | 30.10                 |                                       |                        |                       |
| <b>Total for Orange Roughy</b>                 | <b>128</b>                  | <b>3,721</b>           |                       |                                       |                        |                       |
| <b>Other chilled fillets</b>                   |                             |                        |                       |                                       |                        |                       |
| <i>Finfish, Chilled Fillets</i>                | 150                         | 3,965                  | 26.43                 | 40                                    | 900                    | 22.50                 |
| <b>Total for Other chilled fillets</b>         | <b>150</b>                  | <b>3,965</b>           |                       | <b>40</b>                             | <b>900</b>             |                       |
| <b>Other chilled finfish</b>                   |                             |                        |                       |                                       |                        |                       |
| <i>Finfish, Chilled Headed and Guttled</i>     | 3                           | 33                     | 11.00                 |                                       |                        |                       |
| <i>Finfish, Chilled Whole</i>                  | 8                           | 83                     | 10.38                 |                                       |                        |                       |
| <b>Total for Other chilled finfish</b>         | <b>11</b>                   | <b>116</b>             |                       |                                       |                        |                       |
| <b>Other Crawfish, frozen</b>                  |                             |                        |                       |                                       |                        |                       |
| <i>Other,</i>                                  | 8,491                       | 43,033                 | 5.07                  |                                       |                        |                       |
| <b>Total for Other Crawfish, frozen</b>        | <b>8,491</b>                | <b>43,033</b>          |                       |                                       |                        |                       |
| <b>Other Dogfish/Shark</b>                     |                             |                        |                       |                                       |                        |                       |
| <i>Finfish, Frozen Other form</i>              | 7,478                       | 269,954                | 36.10                 |                                       |                        |                       |
| <b>Total for Other Dogfish/Shark</b>           | <b>7,478</b>                | <b>269,954</b>         |                       |                                       |                        |                       |
| <b>Other dried excl smoked</b>                 |                             |                        |                       |                                       |                        |                       |
| <i>Other,</i>                                  | 3,651                       | 184,408                | 50.51                 |                                       |                        |                       |
| <b>Total for Other dried excl smoke</b>        | <b>3,651</b>                | <b>184,408</b>         |                       |                                       |                        |                       |
| <b>Other frozen fillets</b>                    |                             |                        |                       |                                       |                        |                       |
| <i>Finfish, Frozen Fillets</i>                 | 100                         | 423                    | 4.23                  |                                       |                        |                       |
| <b>Total for Other frozen fillets</b>          | <b>100</b>                  | <b>423</b>             |                       |                                       |                        |                       |
| <b>Other frozen finfish</b>                    |                             |                        |                       |                                       |                        |                       |
| <i>Finfish, Frozen Headed and Guttled</i>      | 20                          | 410                    | 20.50                 |                                       |                        |                       |
| <i>Finfish, Frozen Whole</i>                   | 17,930                      | 56,549                 | 3.15                  |                                       |                        |                       |
| <b>Total for Other frozen finfish</b>          | <b>17,950</b>               | <b>56,959</b>          |                       |                                       |                        |                       |
| <b>Other Molluscs</b>                          |                             |                        |                       |                                       |                        |                       |
| <i>Other Molluscs, Live, Chilled or Frozen</i> | 560                         | 5,915                  | 10.56                 |                                       |                        |                       |
| <b>Total for Other Molluscs</b>                | <b>560</b>                  | <b>5,915</b>           |                       |                                       |                        |                       |
| <b>Other preparations</b>                      |                             |                        |                       |                                       |                        |                       |
| <i>Other,</i>                                  | 675                         | 3,214                  | 4.76                  |                                       |                        |                       |
| <b>Total for Other preparations</b>            | <b>675</b>                  | <b>3,214</b>           |                       |                                       |                        |                       |
| <b>Oysters</b>                                 |                             |                        |                       |                                       |                        |                       |
| <i>Oysters, Chilled or Frozen</i>              | 1,770                       | 20,453                 | 11.56                 | 375                                   | 4,052                  | 10.81                 |

| <b>NETT</b>                              | <b>Jan 2010 -- Dec 2010</b> |                              |                       | <b>Month-to-Date: December - 2010</b> |                              |                       |
|--|-----------------------------|------------------------------|-----------------------|---------------------------------------|------------------------------|-----------------------|
|  | <b>Weight<br/>(kg)</b>      | <b>FOB* Value<br/>(\$NZ)</b> | <b>Unit<br/>Value</b> | <b>Weight<br/>(kg)</b>                | <b>FOB* Value<br/>(\$NZ)</b> | <b>Unit<br/>Value</b> |
| <b>Malaysia</b>                          |                             |                              |                       |                                       |                              |                       |
| Total for Oysters                        | 1,770                       | 20,453                       |                       | 375                                   | 4,052                        |                       |
| <b>Paua</b>                              |                             |                              |                       |                                       |                              |                       |
| Other Molluscs, Canned or otherwise pr   | 34,058                      | 1,792,484                    | 52.63                 | 6,569                                 | 369,246                      | 56.21                 |
| Total for Paua                           | 34,058                      | 1,792,484                    |                       | 6,569                                 | 369,246                      |                       |
| <b>Rock Lobster</b>                      |                             |                              |                       |                                       |                              |                       |
| Rock Lobster, Chilled Live               | 7,888                       | 710,815                      | 90.11                 | 419                                   | 32,290                       | 77.06                 |
| Rock Lobster, Frozen Other form          | 152                         | 17,544                       | 115.42                |                                       |                              |                       |
| Rock Lobster, Frozen Tails               | 37                          | 3,184                        | 86.05                 |                                       |                              |                       |
| Total for Rock Lobster                   | 8,077                       | 731,543                      |                       | 419                                   | 32,290                       |                       |
| <b>Salmon</b>                            |                             |                              |                       |                                       |                              |                       |
| Finfish, Processed Other                 | 1                           | 27                           | 27.00                 |                                       |                              |                       |
| Total for Salmon                         | 1                           | 27                           |                       |                                       |                              |                       |
| <b>Salmon, Other</b>                     |                             |                              |                       |                                       |                              |                       |
| Finfish, Frozen Headed and Guttled       | 59,128                      | 571,299                      | 9.66                  |                                       |                              |                       |
| Finfish, Frozen Other form               | 7,109                       | 56,621                       | 7.96                  |                                       |                              |                       |
| Total for Salmon, Other                  | 66,237                      | 627,920                      |                       |                                       |                              |                       |
| <b>Salmon, Pacific</b>                   |                             |                              |                       |                                       |                              |                       |
| Finfish, Chilled Headed and Guttled      | 18,693                      | 202,629                      | 10.84                 |                                       |                              |                       |
| Finfish, Chilled Other form              | 3,110                       | 28,291                       | 9.10                  |                                       |                              |                       |
| Finfish, Chilled Whole                   | 14,187                      | 192,263                      | 13.55                 | 1,411                                 | 17,478                       | 12.39                 |
| Total for Salmon, Pacific                | 35,990                      | 423,183                      |                       | 1,411                                 | 17,478                       |                       |
| <b>Salmon, Sockeye</b>                   |                             |                              |                       |                                       |                              |                       |
| Finfish, Frozen Headed and Guttled       | 15,062                      | 142,036                      | 9.43                  | 15,062                                | 142,036                      | 9.43                  |
| Total for Salmon, Sockeye                | 15,062                      | 142,036                      |                       | 15,062                                | 142,036                      |                       |
| <b>Salmonidae</b>                        |                             |                              |                       |                                       |                              |                       |
| Finfish, Chilled Fillets                 | 104                         | 2,127                        | 20.45                 |                                       |                              |                       |
| Total for Salmonidae                     | 104                         | 2,127                        |                       |                                       |                              |                       |
| <b>Scallops</b>                          |                             |                              |                       |                                       |                              |                       |
| Other Molluscs, Live, Chilled or Frozen  | 155                         | 2,378                        | 15.34                 |                                       |                              |                       |
| Total for Scallops                       | 155                         | 2,378                        |                       |                                       |                              |                       |
| <b>School shark</b>                      |                             |                              |                       |                                       |                              |                       |
| Finfish, Frozen Other form               | 2,283                       | 65,452                       | 28.67                 |                                       |                              |                       |
| Total for School shark                   | 2,283                       | 65,452                       |                       |                                       |                              |                       |
| <b>Shrimps &amp; Prawns</b>              |                             |                              |                       |                                       |                              |                       |
| Other Crustacea, Live, Chilled or Frozen | 12,808                      | 157,407                      | 12.29                 | 5,398                                 | 66,334                       | 12.29                 |
| Total for Shrimps & Prawns               | 12,808                      | 157,407                      |                       | 5,398                                 | 66,334                       |                       |
| <b>Snapper</b>                           |                             |                              |                       |                                       |                              |                       |
| Finfish, Chilled Whole                   | 297                         | 5,352                        | 18.02                 | 58                                    | 995                          | 17.16                 |
| Finfish, Frozen Whole                    | 30                          | 190                          | 6.33                  |                                       |                              |                       |

| <b>NETT</b>                       | <b>Jan 2010 -- Dec 2010</b> |                              |                       | <b>Month-to-Date: December - 2010</b> |                              |                       |
|-----------------------------------|-----------------------------|------------------------------|-----------------------|---------------------------------------|------------------------------|-----------------------|
|                                   | <b>Weight<br/>(kg)</b>      | <b>FOB* Value<br/>(\$NZ)</b> | <b>Unit<br/>Value</b> | <b>Weight<br/>(kg)</b>                | <b>FOB* Value<br/>(\$NZ)</b> | <b>Unit<br/>Value</b> |
| <b>Malaysia</b>                   |                             |                              |                       |                                       |                              |                       |
| Total for Snapper                 | 327                         | 5,542                        |                       | 58                                    | 995                          |                       |
| <b>Sole</b>                       |                             |                              |                       |                                       |                              |                       |
| Finfish, Frozen Other form        | 2,220                       | 9,966                        | 4.49                  |                                       |                              |                       |
| Total for Sole                    | 2,220                       | 9,966                        |                       |                                       |                              |                       |
| <b>Sole, Lemon</b>                |                             |                              |                       |                                       |                              |                       |
| Finfish, Frozen Whole             | 163                         | 1,811                        | 11.11                 |                                       |                              |                       |
| Total for Sole, Lemon             | 163                         | 1,811                        |                       |                                       |                              |                       |
| <b>Sole, New Zealand</b>          |                             |                              |                       |                                       |                              |                       |
| Finfish, Chilled Fillets          | 60                          | 1,262                        | 21.03                 |                                       |                              |                       |
| Finfish, Frozen Other form        | 1,100                       | 5,191                        | 4.72                  |                                       |                              |                       |
| Finfish, Frozen Whole             | 620                         | 3,836                        | 6.19                  |                                       |                              |                       |
| Total for Sole, New Zealand       | 1,780                       | 10,289                       |                       |                                       |                              |                       |
| <b>Spiny Dogfish</b>              |                             |                              |                       |                                       |                              |                       |
| Finfish, Frozen Other form        | 15,165                      | 283,605                      | 18.70                 |                                       |                              |                       |
| Total for Spiny Dogfish           | 15,165                      | 283,605                      |                       |                                       |                              |                       |
| <b>Spotted Dogfish ( Rig )</b>    |                             |                              |                       |                                       |                              |                       |
| Finfish, Frozen Other form        | 200                         | 3,900                        | 19.50                 |                                       |                              |                       |
| Total for Spotted Dogfish ( Rig ) | 200                         | 3,900                        |                       |                                       |                              |                       |
| <b>Tarakihi</b>                   |                             |                              |                       |                                       |                              |                       |
| Finfish, Chilled Fillets          | 120                         | 2,394                        | 19.95                 |                                       |                              |                       |
| Finfish, Frozen Fillets           | 1,000                       | 2,755                        | 2.76                  |                                       |                              |                       |
| Total for Tarakihi                | 1,120                       | 5,149                        |                       |                                       |                              |                       |
| <b>Trevally</b>                   |                             |                              |                       |                                       |                              |                       |
| Finfish, Chilled Whole            | 110                         | 2,353                        | 21.39                 |                                       |                              |                       |
| Total for Trevally                | 110                         | 2,353                        |                       |                                       |                              |                       |
| <b>Total for Malaysia</b>         | <b>1,313,154</b>            | <b>8,859,897</b>             |                       | <b>143,471</b>                        | <b>1,065,707</b>             |                       |

| <i>NETT</i>                       | <i>Jan 2010 -- Dec 2010</i> |                              |                       | <i>Month-to-Date: December - 2010</i> |                              |                       |
|-----------------------------------|-----------------------------|------------------------------|-----------------------|---------------------------------------|------------------------------|-----------------------|
|                                   | <i>Weight<br/>(kg)</i>      | <i>FOB* Value<br/>(\$NZ)</i> | <i>Unit<br/>Value</i> | <i>Weight<br/>(kg)</i>                | <i>FOB* Value<br/>(\$NZ)</i> | <i>Unit<br/>Value</i> |
| <b>Malta</b>                      |                             |                              |                       |                                       |                              |                       |
| <b>Cod, Red</b>                   |                             |                              |                       |                                       |                              |                       |
| <i>Finfish, Frozen Other form</i> | 960                         | 2,777                        | 2.89                  |                                       |                              |                       |
| <b>Total for Cod, Red</b>         | 960                         | 2,777                        |                       |                                       |                              |                       |
| <b>Mussels</b>                    |                             |                              |                       |                                       |                              |                       |
| <i>Mussels, HS Frozen</i>         | 16,350                      | 65,015                       | 3.98                  |                                       |                              |                       |
| <i>Mussels, Meat Frozen</i>       | 700                         | 4,113                        | 5.88                  |                                       |                              |                       |
| <b>Total for Mussels</b>          | 17,050                      | 69,128                       |                       |                                       |                              |                       |
| <b>Snapper</b>                    |                             |                              |                       |                                       |                              |                       |
| <i>Finfish, Frozen Whole</i>      | 400                         | 1,757                        | 4.39                  |                                       |                              |                       |
| <b>Total for Snapper</b>          | 400                         | 1,757                        |                       |                                       |                              |                       |
| <b>Total for Malta</b>            | 18,410                      | 73,662                       |                       |                                       |                              |                       |

| <i>NETT</i>                 | <i>Jan 2010 -- Dec 2010</i> |                              |                       | <i>Month-to-Date: December - 2010</i> |                              |                       |
|-----------------------------|-----------------------------|------------------------------|-----------------------|---------------------------------------|------------------------------|-----------------------|
|                             | <i>Weight<br/>(kg)</i>      | <i>FOB* Value<br/>(\$NZ)</i> | <i>Unit<br/>Value</i> | <i>Weight<br/>(kg)</i>                | <i>FOB* Value<br/>(\$NZ)</i> | <i>Unit<br/>Value</i> |
| <b>Martinique</b>           |                             |                              |                       |                                       |                              |                       |
| <b>Mussels</b>              |                             |                              |                       |                                       |                              |                       |
| <i>Mussels, HS Frozen</i>   | 11,520                      | 58,343                       | 5.06                  |                                       |                              |                       |
| <b>Total for Mussels</b>    | 11,520                      | 58,343                       |                       |                                       |                              |                       |
| <b>Total for Martinique</b> | 11,520                      | 58,343                       |                       |                                       |                              |                       |



| <b>NETT</b>                                    | <b>Jan 2010 -- Dec 2010</b> |                        |                                 | <b>Month-to-Date: December - 2010</b> |                        |                                 |
|--|-----------------------------|------------------------|---------------------------------|---------------------------------------|------------------------|---------------------------------|
|  | <b>Weight<br/>(kg)</b>      | <b>FOB*<br/>(\$NZ)</b> | <b>Value<br/>Unit<br/>Value</b> | <b>Weight<br/>(kg)</b>                | <b>FOB*<br/>(\$NZ)</b> | <b>Value<br/>Unit<br/>Value</b> |
| <b>Mauritius</b>                               |                             |                        |                                 |                                       |                        |                                 |
| <b>Barracouta</b>                              |                             |                        |                                 |                                       |                        |                                 |
| <i>Finfish, Frozen Headed and Guttled</i>      | 446,774                     | 568,507                | 1.27                            |                                       |                        |                                 |
| <i>Finfish, Frozen Other form</i>              | 47,808                      | 68,806                 | 1.44                            |                                       |                        |                                 |
| <i>Finfish, Frozen Whole</i>                   | 364,818                     | 602,415                | 1.65                            | 33,456                                | 54,626                 | 1.63                            |
| <b>Total for Barracouta</b>                    | <b>859,400</b>              | <b>1,239,728</b>       |                                 | <b>33,456</b>                         | <b>54,626</b>          |                                 |
| <b>Fish fingers</b>                            |                             |                        |                                 |                                       |                        |                                 |
| <i>Finfish, Processed Other</i>                | 2,500                       | 19,115                 | 7.65                            |                                       |                        |                                 |
| <b>Total for Fish fingers</b>                  | <b>2,500</b>                | <b>19,115</b>          |                                 |                                       |                        |                                 |
| <b>Mussels</b>                                 |                             |                        |                                 |                                       |                        |                                 |
| <i>Mussels, HS Frozen</i>                      | 34,366                      | 172,599                | 5.02                            | 1,200                                 | 6,810                  | 5.68                            |
| <b>Total for Mussels</b>                       | <b>34,366</b>               | <b>172,599</b>         |                                 | <b>1,200</b>                          | <b>6,810</b>           |                                 |
| <b>Orange Roughy</b>                           |                             |                        |                                 |                                       |                        |                                 |
| <i>Finfish, Frozen Fillets</i>                 | 210                         | 4,673                  | 22.25                           |                                       |                        |                                 |
| <b>Total for Orange Roughy</b>                 | <b>210</b>                  | <b>4,673</b>           |                                 |                                       |                        |                                 |
| <b>Other Fish Packed</b>                       |                             |                        |                                 |                                       |                        |                                 |
| <i>Other,</i>                                  | 432                         | 3,832                  | 8.87                            |                                       |                        |                                 |
| <b>Total for Other Fish Packed</b>             | <b>432</b>                  | <b>3,832</b>           |                                 |                                       |                        |                                 |
| <b>Other frozen finfish</b>                    |                             |                        |                                 |                                       |                        |                                 |
| <i>Finfish, Frozen Headed and Guttled</i>      | 11,280                      | 36,507                 | 3.24                            |                                       |                        |                                 |
| <b>Total for Other frozen finfish</b>          | <b>11,280</b>               | <b>36,507</b>          |                                 |                                       |                        |                                 |
| <b>Other preparations</b>                      |                             |                        |                                 |                                       |                        |                                 |
| <i>Other,</i>                                  | 3,190                       | 26,984                 | 8.46                            |                                       |                        |                                 |
| <b>Total for Other preparations</b>            | <b>3,190</b>                | <b>26,984</b>          |                                 |                                       |                        |                                 |
| <b>Scallops</b>                                |                             |                        |                                 |                                       |                        |                                 |
| <i>Other Molluscs, Live, Chilled or Frozen</i> | 2,920                       | 82,648                 | 28.30                           | 1,720                                 | 49,336                 | 28.68                           |
| <b>Total for Scallops</b>                      | <b>2,920</b>                | <b>82,648</b>          |                                 | <b>1,720</b>                          | <b>49,336</b>          |                                 |
| <b>Squid</b>                                   |                             |                        |                                 |                                       |                        |                                 |
| <i>Squid, Frozen Other Form</i>                | 4,746                       | 48,388                 | 10.20                           |                                       |                        |                                 |
| <b>Total for Squid</b>                         | <b>4,746</b>                | <b>48,388</b>          |                                 |                                       |                        |                                 |
| <b>Total for Mauritius</b>                     | <b>919,044</b>              | <b>1,634,474</b>       |                                 | <b>36,376</b>                         | <b>110,772</b>         |                                 |

| <i>NETT</i>                                   | <i>Jan 2010 -- Dec 2010</i> |                              |                       | <i>Month-to-Date: December - 2010</i> |                              |                       |
|---|-----------------------------|------------------------------|-----------------------|---------------------------------------|------------------------------|-----------------------|
|   | <i>Weight<br/>(kg)</i>      | <i>FOB* Value<br/>(\$NZ)</i> | <i>Unit<br/>Value</i> | <i>Weight<br/>(kg)</i>                | <i>FOB* Value<br/>(\$NZ)</i> | <i>Unit<br/>Value</i> |
| <b>Mexico</b>                                 |                             |                              |                       |                                       |                              |                       |
| <b>Crustaceans</b>                            |                             |                              |                       |                                       |                              |                       |
| <i>Other Crustacea, Canned or otherwise p</i> | 1,180                       | 30,707                       | 26.02                 |                                       |                              |                       |
| <b>Total for Crustaceans</b>                  | <b>1,180</b>                | <b>30,707</b>                |                       |                                       |                              |                       |
| <b>Mussels</b>                                |                             |                              |                       |                                       |                              |                       |
| <i>Mussels, HS Frozen</i>                     | 226,840                     | 1,015,520                    | 4.48                  | 18,507                                | 107,960                      | 5.83                  |
| <b>Total for Mussels</b>                      | <b>226,840</b>              | <b>1,015,520</b>             |                       | <b>18,507</b>                         | <b>107,960</b>               |                       |
| <b>Tuna, Skipjack</b>                         |                             |                              |                       |                                       |                              |                       |
| <i>Finfish, Frozen Whole</i>                  | 742,060                     | 945,801                      | 1.27                  |                                       |                              |                       |
| <b>Total for Tuna, Skipjack</b>               | <b>742,060</b>              | <b>945,801</b>               |                       |                                       |                              |                       |
| <b>Total for Mexico</b>                       | <b>970,080</b>              | <b>1,992,028</b>             |                       | <b>18,507</b>                         | <b>107,960</b>               |                       |

| <i>NETT</i>                       | <i>Jan 2010 -- Dec 2010</i> |                              |                       | <i>Month-to-Date: December - 2010</i> |                              |                       |
|-----------------------------------|-----------------------------|------------------------------|-----------------------|---------------------------------------|------------------------------|-----------------------|
|                                   | <i>Weight<br/>(kg)</i>      | <i>FOB* Value<br/>(\$NZ)</i> | <i>Unit<br/>Value</i> | <i>Weight<br/>(kg)</i>                | <i>FOB* Value<br/>(\$NZ)</i> | <i>Unit<br/>Value</i> |
| <b>Moldova</b>                    |                             |                              |                       |                                       |                              |                       |
| <b>Warehou, Silver</b>            |                             |                              |                       |                                       |                              |                       |
| <i>Finfish, Frozen Other form</i> | 15,200                      | 52,745                       | 3.47                  |                                       |                              |                       |
| <b>Total for Warehou, Silver</b>  | 15,200                      | 52,745                       |                       |                                       |                              |                       |
| <b>Total for Moldova</b>          | 15,200                      | 52,745                       |                       |                                       |                              |                       |

| <i>NETT</i>                     | <i>Jan 2010 -- Dec 2010</i> |                              |                       | <i>Month-to-Date: December - 2010</i> |                              |                       |
|---------------------------------|-----------------------------|------------------------------|-----------------------|---------------------------------------|------------------------------|-----------------------|
|                                 | <i>Weight<br/>(kg)</i>      | <i>FOB* Value<br/>(\$NZ)</i> | <i>Unit<br/>Value</i> | <i>Weight<br/>(kg)</i>                | <i>FOB* Value<br/>(\$NZ)</i> | <i>Unit<br/>Value</i> |
| <b>Mozambique</b>               |                             |                              |                       |                                       |                              |                       |
| <b>Mackerel, Blue</b>           |                             |                              |                       |                                       |                              |                       |
| <i>Finfish, Frozen Whole</i>    | 2,575                       | 2,130                        | 0.83                  |                                       |                              |                       |
| <b>Total for Mackerel, Blue</b> | 2,575                       | 2,130                        |                       |                                       |                              |                       |
| <b>Mackerel, Jack</b>           |                             |                              |                       |                                       |                              |                       |
| <i>Finfish, Frozen Whole</i>    | 2,445,160                   | 2,734,891                    | 1.12                  | 190,000                               | 268,141                      | 1.41                  |
| <b>Total for Mackerel, Jack</b> | 2,445,160                   | 2,734,891                    |                       | 190,000                               | 268,141                      |                       |
| <b>Total for Mozambique</b>     | 2,447,735                   | 2,737,021                    |                       | 190,000                               | 268,141                      |                       |

| <i>NETT</i>                     | <i>Jan 2010 -- Dec 2010</i> |                              |                       | <i>Month-to-Date: December - 2010</i> |                              |                       |
|---------------------------------|-----------------------------|------------------------------|-----------------------|---------------------------------------|------------------------------|-----------------------|
|                                 | <i>Weight<br/>(kg)</i>      | <i>FOB* Value<br/>(\$NZ)</i> | <i>Unit<br/>Value</i> | <i>Weight<br/>(kg)</i>                | <i>FOB* Value<br/>(\$NZ)</i> | <i>Unit<br/>Value</i> |
| <b>Namibia</b>                  |                             |                              |                       |                                       |                              |                       |
| <b>Kahawai</b>                  |                             |                              |                       |                                       |                              |                       |
| <i>Finfish, Frozen Whole</i>    | 27,000                      | 22,344                       | 0.83                  | 27,000                                | 22,344                       | 0.83                  |
| <b>Total for Kahawai</b>        | <b>27,000</b>               | <b>22,344</b>                |                       | <b>27,000</b>                         | <b>22,344</b>                |                       |
| <b>Mackerel, Jack</b>           |                             |                              |                       |                                       |                              |                       |
| <i>Finfish, Frozen Whole</i>    | 736,000                     | 738,311                      | 1.00                  | 108,000                               | 122,547                      | 1.13                  |
| <b>Total for Mackerel, Jack</b> | <b>736,000</b>              | <b>738,311</b>               |                       | <b>108,000</b>                        | <b>122,547</b>               |                       |
| <b>Total for Namibia</b>        | <b>763,000</b>              | <b>760,655</b>               |                       | <b>135,000</b>                        | <b>144,891</b>               |                       |

| <b>NETT</b>                                   | <b>Jan 2010 -- Dec 2010</b> |                              |                       | <b>Month-to-Date: December - 2010</b> |                              |                       |
|---|-----------------------------|------------------------------|-----------------------|---------------------------------------|------------------------------|-----------------------|
|   | <b>Weight<br/>(kg)</b>      | <b>FOB* Value<br/>(\$NZ)</b> | <b>Unit<br/>Value</b> | <b>Weight<br/>(kg)</b>                | <b>FOB* Value<br/>(\$NZ)</b> | <b>Unit<br/>Value</b> |
| <b>Netherlands</b>                            |                             |                              |                       |                                       |                              |                       |
| <b>Crustaceans</b>                            |                             |                              |                       |                                       |                              |                       |
| <i>Other Crustacea, Canned or otherwise p</i> | 52,140                      | 1,252,928                    | 24.03                 | 30,620                                | 765,500                      | 25.00                 |
| <b>Total for Crustaceans</b>                  | <b>52,140</b>               | <b>1,252,928</b>             |                       | <b>30,620</b>                         | <b>765,500</b>               |                       |
| <b>Crustn, Molluscs extract</b>               |                             |                              |                       |                                       |                              |                       |
| <i>Other Crustacea, Canned or otherwise p</i> | 39                          | 20,290                       | 520.26                |                                       |                              |                       |
| <b>Total for Crustn, Molluscs extra</b>       | <b>39</b>                   | <b>20,290</b>                |                       |                                       |                              |                       |
| <b>Extracts &amp; Juices of Aq V</b>          |                             |                              |                       |                                       |                              |                       |
| <i>Other,</i>                                 | 316                         | 36,146                       | 114.39                |                                       |                              |                       |
| <b>Total for Extracts &amp; Juices of Aq</b>  | <b>316</b>                  | <b>36,146</b>                |                       |                                       |                              |                       |
| <b>Finfish, fillet blocks</b>                 |                             |                              |                       |                                       |                              |                       |
| <i>Finfish, Processed Other</i>               | 12,825                      | 40,970                       | 3.19                  |                                       |                              |                       |
| <b>Total for Finfish, fillet blocks</b>       | <b>12,825</b>               | <b>40,970</b>                |                       |                                       |                              |                       |
| <b>Finfish, minced blocks</b>                 |                             |                              |                       |                                       |                              |                       |
| <i>Finfish, Processed Other</i>               | 6,300                       | 14,449                       | 2.29                  |                                       |                              |                       |
| <b>Total for Finfish, minced blocks</b>       | <b>6,300</b>                | <b>14,449</b>                |                       |                                       |                              |                       |
| <b>Fish prod unfit for human</b>              |                             |                              |                       |                                       |                              |                       |
| <i>Finfish, Processed Other</i>               | 19,788                      | 98,846                       | 5.00                  |                                       |                              |                       |
| <b>Total for Fish prod unfit for hum</b>      | <b>19,788</b>               | <b>98,846</b>                |                       |                                       |                              |                       |
| <b>Ghostshark</b>                             |                             |                              |                       |                                       |                              |                       |
| <i>Finfish, Frozen Fillets</i>                | 4,100                       | 26,389                       | 6.44                  |                                       |                              |                       |
| <b>Total for Ghostshark</b>                   | <b>4,100</b>                | <b>26,389</b>                |                       |                                       |                              |                       |
| <b>Hoki</b>                                   |                             |                              |                       |                                       |                              |                       |
| <i>Finfish, Frozen Fillets</i>                | 254,368                     | 1,264,115                    | 4.97                  | 8,160                                 | 40,256                       | 4.93                  |
| <i>Finfish, Frozen Other form</i>             | 162,000                     | 551,145                      | 3.40                  | 20,250                                | 67,769                       | 3.35                  |
| <b>Total for Hoki</b>                         | <b>416,368</b>              | <b>1,815,260</b>             |                       | <b>28,410</b>                         | <b>108,025</b>               |                       |
| <b>Kahawai</b>                                |                             |                              |                       |                                       |                              |                       |
| <i>Finfish, Frozen Whole</i>                  | 40                          | 59                           | 1.48                  |                                       |                              |                       |
| <b>Total for Kahawai</b>                      | <b>40</b>                   | <b>59</b>                    |                       |                                       |                              |                       |
| <b>Ling</b>                                   |                             |                              |                       |                                       |                              |                       |
| <i>Finfish, Frozen Fillets</i>                | 2,856                       | 28,942                       | 10.13                 |                                       |                              |                       |
| <i>Finfish, Frozen Headed and Guttled</i>     | 1,040                       | 4,528                        | 4.35                  |                                       |                              |                       |
| <b>Total for Ling</b>                         | <b>3,896</b>                | <b>33,470</b>                |                       |                                       |                              |                       |
| <b>Mackerel, Jack</b>                         |                             |                              |                       |                                       |                              |                       |
| <i>Finfish, Frozen Whole</i>                  | 7,200                       | 9,362                        | 1.30                  | 7,200                                 | 9,362                        | 1.30                  |
| <b>Total for Mackerel, Jack</b>               | <b>7,200</b>                | <b>9,362</b>                 |                       | <b>7,200</b>                          | <b>9,362</b>                 |                       |
| <b>Monkfish</b>                               |                             |                              |                       |                                       |                              |                       |
| <i>Finfish, Frozen Fillets</i>                | 48,955                      | 337,563                      | 6.90                  | 1,490                                 | 9,504                        | 6.38                  |
| <b>Total for Monkfish</b>                     | <b>48,955</b>               | <b>337,563</b>               |                       | <b>1,490</b>                          | <b>9,504</b>                 |                       |

| <b>NETT</b>                                    | <b>Jan 2010 -- Dec 2010</b> |                              |                       | <b>Month-to-Date: December - 2010</b> |                              |                       |
|--|-----------------------------|------------------------------|-----------------------|---------------------------------------|------------------------------|-----------------------|
|  | <b>Weight<br/>(kg)</b>      | <b>FOB* Value<br/>(\$NZ)</b> | <b>Unit<br/>Value</b> | <b>Weight<br/>(kg)</b>                | <b>FOB* Value<br/>(\$NZ)</b> | <b>Unit<br/>Value</b> |
| <b>Netherlands</b>                             |                             |                              |                       |                                       |                              |                       |
| <b>Mussels</b>                                 |                             |                              |                       |                                       |                              |                       |
| <i>Mussels, Freeze-dried pwd</i>               | 925                         | 38,720                       | 41.86                 |                                       |                              |                       |
| <i>Mussels, HS Frozen</i>                      | 296,630                     | 1,256,685                    | 4.24                  | 56,628                                | 259,779                      | 4.59                  |
| <i>Mussels, Meat Frozen</i>                    | 1,000                       | 5,855                        | 5.86                  |                                       |                              |                       |
| <b>Total for Mussels</b>                       | <b>298,555</b>              | <b>1,301,260</b>             |                       | <b>56,628</b>                         | <b>259,779</b>               |                       |
| <b>Oreo Dory, Smooth</b>                       |                             |                              |                       |                                       |                              |                       |
| <i>Finfish, Frozen Fillets</i>                 | 20,675                      | 157,240                      | 7.61                  | 3,000                                 | 23,658                       | 7.89                  |
| <b>Total for Oreo Dory, Smooth</b>             | <b>20,675</b>               | <b>157,240</b>               |                       | <b>3,000</b>                          | <b>23,658</b>                |                       |
| <b>Other frozen finfish</b>                    |                             |                              |                       |                                       |                              |                       |
| <i>Finfish, Frozen Whole</i>                   | 30                          | 81                           | 2.70                  |                                       |                              |                       |
| <b>Total for Other frozen finfish</b>          | <b>30</b>                   | <b>81</b>                    |                       |                                       |                              |                       |
| <b>Oysters</b>                                 |                             |                              |                       |                                       |                              |                       |
| <i>Oysters, Chilled or Frozen</i>              | 42,250                      | 271,786                      | 6.43                  |                                       |                              |                       |
| <b>Total for Oysters</b>                       | <b>42,250</b>               | <b>271,786</b>               |                       |                                       |                              |                       |
| <b>Paua</b>                                    |                             |                              |                       |                                       |                              |                       |
| <i>Other Molluscs, Live, Chilled or Frozen</i> | 7,772                       | 294,595                      | 37.90                 |                                       |                              |                       |
| <b>Total for Paua</b>                          | <b>7,772</b>                | <b>294,595</b>               |                       |                                       |                              |                       |
| <b>Skate</b>                                   |                             |                              |                       |                                       |                              |                       |
| <i>Finfish, Frozen Fillets</i>                 | 19,000                      | 62,702                       | 3.30                  |                                       |                              |                       |
| <b>Total for Skate</b>                         | <b>19,000</b>               | <b>62,702</b>                |                       |                                       |                              |                       |
| <b>Sole, Lemon</b>                             |                             |                              |                       |                                       |                              |                       |
| <i>Finfish, Frozen Whole</i>                   | 10                          | 87                           | 8.70                  | 10                                    | 87                           | 8.70                  |
| <b>Total for Sole, Lemon</b>                   | <b>10</b>                   | <b>87</b>                    |                       | <b>10</b>                             | <b>87</b>                    |                       |
| <b>Sole, New Zealand</b>                       |                             |                              |                       |                                       |                              |                       |
| <i>Finfish, Frozen Whole</i>                   | 10                          | 87                           | 8.70                  | 10                                    | 87                           | 8.70                  |
| <b>Total for Sole, New Zealand</b>             | <b>10</b>                   | <b>87</b>                    |                       | <b>10</b>                             | <b>87</b>                    |                       |
| <b>Squid</b>                                   |                             |                              |                       |                                       |                              |                       |
| <i>Squid, Frozen Whole</i>                     | 29,040                      | 105,025                      | 3.62                  |                                       |                              |                       |
| <b>Total for Squid</b>                         | <b>29,040</b>               | <b>105,025</b>               |                       |                                       |                              |                       |
| <b>Trevally</b>                                |                             |                              |                       |                                       |                              |                       |
| <i>Finfish, Frozen Whole</i>                   | 88,100                      | 192,847                      | 2.19                  |                                       |                              |                       |
| <b>Total for Trevally</b>                      | <b>88,100</b>               | <b>192,847</b>               |                       |                                       |                              |                       |
| <b>Total for Netherlands</b>                   | <b>1,077,409</b>            | <b>6,071,442</b>             |                       | <b>127,368</b>                        | <b>1,176,002</b>             |                       |

| <b>NETT</b> | <b>Jan 2010 -- Dec 2010</b> |                        |                       | <b>Month-to-Date: December - 2010</b> |                        |                       |
|-------------|-----------------------------|------------------------|-----------------------|---------------------------------------|------------------------|-----------------------|
|             | <b>Weight<br/>(kg)</b>      | <b>FOB*<br/>(\$NZ)</b> | <b>Value<br/>Unit</b> | <b>Weight<br/>(kg)</b>                | <b>FOB*<br/>(\$NZ)</b> | <b>Value<br/>Unit</b> |

## New Caledonia

### Cod

|  |            |              |      |  |  |  |
|--|------------|--------------|------|--|--|--|
| <i>Finfish, Processed Smoked, Dried, Salte</i> | 250        | 1,725        | 6.90 |  |  |  |
| <b>Total for Cod</b>                           | <b>250</b> | <b>1,725</b> |      |  |  |  |

### Cod, Red

|                                |            |              |      |            |              |      |
|--------------------------------|------------|--------------|------|------------|--------------|------|
| <i>Finfish, Frozen Fillets</i> | 200        | 1,384        | 6.92 | 200        | 1,384        | 6.92 |
| <b>Total for Cod, Red</b>      | <b>200</b> | <b>1,384</b> |      | <b>200</b> | <b>1,384</b> |      |

### Crab

|   |              |               |      |  |  |  |
|---|--------------|---------------|------|--|--|--|
| <i>Other Crustacea, Canned or otherwise p</i> | 6,750        | 37,845        | 5.61 |  |  |  |
| <b>Total for Crab</b>                         | <b>6,750</b> | <b>37,845</b> |      |  |  |  |

### Eels

|                                  |           |           |      |           |           |      |
|----------------------------------|-----------|-----------|------|-----------|-----------|------|
| <i>Finfish, Processed Smoked</i> | 30        | 90        | 3.00 | 30        | 90        | 3.00 |
| <b>Total for Eels</b>            | <b>30</b> | <b>90</b> |      | <b>30</b> | <b>90</b> |      |

### Fish cakes

|                                 |               |               |      |            |              |      |
|---------------------------------|---------------|---------------|------|------------|--------------|------|
| <i>Finfish, Processed Other</i> | 11,918        | 67,422        | 5.66 | 330        | 1,224        | 3.71 |
| <b>Total for Fish cakes</b>     | <b>11,918</b> | <b>67,422</b> |      | <b>330</b> | <b>1,224</b> |      |

### Fish fingers

|                                 |              |               |       |  |  |  |
|---------------------------------|--------------|---------------|-------|--|--|--|
| <i>Finfish, Processed Other</i> | 4,830        | 50,217        | 10.40 |  |  |  |
| <b>Total for Fish fingers</b>   | <b>4,830</b> | <b>50,217</b> |       |  |  |  |

### Fish Flours,meals,pellets

|  |              |               |      |  |  |  |
|--|--------------|---------------|------|--|--|--|
| <i>Finfish, Processed Flours,meals,pellets</i> | 2,660        | 11,731        | 4.41 |  |  |  |
| <b>Total for Fish Flours,meals,pelle</b>       | <b>2,660</b> | <b>11,731</b> |      |  |  |  |

### Fish prod unfit for human

|  |                |                |      |  |  |  |
|--|----------------|----------------|------|--|--|--|
| <i>Finfish, Processed Other</i>          | 122,040        | 323,403        | 2.65 |  |  |  |
| <b>Total for Fish prod unfit for hum</b> | <b>122,040</b> | <b>323,403</b> |      |  |  |  |

### Flounder

|                                |            |            |      |            |            |      |
|--------------------------------|------------|------------|------|------------|------------|------|
| <i>Finfish, Frozen Fillets</i> | 100        | 759        | 7.59 | 100        | 759        | 7.59 |
| <b>Total for Flounder</b>      | <b>100</b> | <b>759</b> |      | <b>100</b> | <b>759</b> |      |

### Groper

|   |           |              |       |  |  |  |
|---|-----------|--------------|-------|--|--|--|
| <i>Finfish, Chilled Headed and Gutted</i> | 82        | 1,391        | 16.96 |  |  |  |
| <b>Total for Groper</b>                   | <b>82</b> | <b>1,391</b> |       |  |  |  |

### Hoki

|                                |               |                |      |            |              |      |
|--------------------------------|---------------|----------------|------|------------|--------------|------|
| <i>Finfish, Frozen Fillets</i> | 32,844        | 250,662        | 7.63 | 168        | 1,343        | 7.99 |
| <b>Total for Hoki</b>          | <b>32,844</b> | <b>250,662</b> |      | <b>168</b> | <b>1,343</b> |      |

### John Dory

|                                |            |              |       |            |              |       |
|--------------------------------|------------|--------------|-------|------------|--------------|-------|
| <i>Finfish, Frozen Fillets</i> | 150        | 2,630        | 17.53 | 150        | 2,630        | 17.53 |
| <b>Total for John Dory</b>     | <b>150</b> | <b>2,630</b> |       | <b>150</b> | <b>2,630</b> |       |

### Monkfish (Stargazer)



| <b>NETT</b>                                    | <b>Jan 2010 -- Dec 2010</b> |                        |                                 | <b>Month-to-Date: December - 2010</b> |                        |                                 |
|--|-----------------------------|------------------------|---------------------------------|---------------------------------------|------------------------|---------------------------------|
|  | <b>Weight<br/>(kg)</b>      | <b>FOB*<br/>(\$NZ)</b> | <b>Value<br/>Unit<br/>Value</b> | <b>Weight<br/>(kg)</b>                | <b>FOB*<br/>(\$NZ)</b> | <b>Value<br/>Unit<br/>Value</b> |
| <b>New Caledonia</b>                           |                             |                        |                                 |                                       |                        |                                 |
| <i>Finfish, Frozen Other form</i>              | 290                         | 4,444                  | 15.32                           | 240                                   | 3,884                  | 16.18                           |
| <b>Total for Monkfish (Stargazer)</b>          | <b>290</b>                  | <b>4,444</b>           |                                 | <b>240</b>                            | <b>3,884</b>           |                                 |
| <b>Mussels</b>                                 |                             |                        |                                 |                                       |                        |                                 |
| <i>Mussels, HS Fresh/Chld</i>                  | 20                          | 685                    | 34.25                           |                                       |                        |                                 |
| <i>Mussels, HS Frozen</i>                      | 15,264                      | 90,803                 | 5.95                            | 240                                   | 1,853                  | 7.72                            |
| <i>Mussels, Live</i>                           | 70,499                      | 220,765                | 3.13                            | 26,635                                | 77,770                 | 2.92                            |
| <i>Mussels, Meat Frozen</i>                    | 15,108                      | 120,386                | 7.97                            |                                       |                        |                                 |
| <i>Mussels, Whole Frozen</i>                   | 14,165                      | 41,841                 | 2.95                            | 809                                   | 5,744                  | 7.10                            |
| <b>Total for Mussels</b>                       | <b>115,056</b>              | <b>474,480</b>         |                                 | <b>27,684</b>                         | <b>85,367</b>          |                                 |
| <b>Octopus</b>                                 |                             |                        |                                 |                                       |                        |                                 |
| <i>Other Molluscs, Live, Chilled or Frozen</i> | 1,660                       | 14,785                 | 8.91                            | 370                                   | 3,418                  | 9.24                            |
| <b>Total for Octopus</b>                       | <b>1,660</b>                | <b>14,785</b>          |                                 | <b>370</b>                            | <b>3,418</b>           |                                 |
| <b>Other can, jar</b>                          |                             |                        |                                 |                                       |                        |                                 |
| <i>Other,</i>                                  | 200                         | 1,956                  | 9.78                            | 200                                   | 1,956                  | 9.78                            |
| <b>Total for Other can, jar</b>                | <b>200</b>                  | <b>1,956</b>           |                                 | <b>200</b>                            | <b>1,956</b>           |                                 |
| <b>Other chilled fillets</b>                   |                             |                        |                                 |                                       |                        |                                 |
| <i>Finfish, Chilled Fillets</i>                | 600                         | 4,165                  | 6.94                            | 100                                   | 1,610                  | 16.10                           |
| <b>Total for Other chilled fillets</b>         | <b>600</b>                  | <b>4,165</b>           |                                 | <b>100</b>                            | <b>1,610</b>           |                                 |
| <b>Other chilled finfish</b>                   |                             |                        |                                 |                                       |                        |                                 |
| <i>Finfish, Chilled Headed and Guttred</i>     | 200                         | 2,782                  | 13.91                           | 40                                    | 558                    | 13.95                           |
| <b>Total for Other chilled finfish</b>         | <b>200</b>                  | <b>2,782</b>           |                                 | <b>40</b>                             | <b>558</b>             |                                 |
| <b>Other Crawfish, frozen</b>                  |                             |                        |                                 |                                       |                        |                                 |
| <i>Other,</i>                                  | 200                         | 3,002                  | 15.01                           | 200                                   | 3,002                  | 15.01                           |
| <b>Total for Other Crawfish, frozen</b>        | <b>200</b>                  | <b>3,002</b>           |                                 | <b>200</b>                            | <b>3,002</b>           |                                 |
| <b>Other Fish Packed</b>                       |                             |                        |                                 |                                       |                        |                                 |
| <i>Other,</i>                                  | 210                         | 1,161                  | 5.53                            |                                       |                        |                                 |
| <b>Total for Other Fish Packed</b>             | <b>210</b>                  | <b>1,161</b>           |                                 |                                       |                        |                                 |
| <b>Other Flatfish</b>                          |                             |                        |                                 |                                       |                        |                                 |
| <i>Finfish, Chilled Other form</i>             | 419                         | 4,099                  | 9.78                            | 81                                    | 792                    | 9.78                            |
| <b>Total for Other Flatfish</b>                | <b>419</b>                  | <b>4,099</b>           |                                 | <b>81</b>                             | <b>792</b>             |                                 |
| <b>Other frozen fillets</b>                    |                             |                        |                                 |                                       |                        |                                 |
| <i>Finfish, Frozen Fillets</i>                 | 3,486                       | 18,389                 | 5.28                            |                                       |                        |                                 |
| <b>Total for Other frozen fillets</b>          | <b>3,486</b>                | <b>18,389</b>          |                                 |                                       |                        |                                 |
| <b>Other preparations</b>                      |                             |                        |                                 |                                       |                        |                                 |
| <i>Other,</i>                                  | 45,449                      | 333,694                | 7.34                            | 1,273                                 | 10,501                 | 8.25                            |
| <b>Total for Other preparations</b>            | <b>45,449</b>               | <b>333,694</b>         |                                 | <b>1,273</b>                          | <b>10,501</b>          |                                 |
| <b>Oysters</b>                                 |                             |                        |                                 |                                       |                        |                                 |
| <i>Oysters, Chilled or Frozen</i>              | 166,302                     | 1,082,980              | 6.51                            | 72,843                                | 495,070                | 6.80                            |

| <b>NETT</b>                              | <b>Jan 2010 -- Dec 2010</b> |                              |                       | <b>Month-to-Date: December - 2010</b> |                              |                       |
|--|-----------------------------|------------------------------|-----------------------|---------------------------------------|------------------------------|-----------------------|
|  | <b>Weight<br/>(kg)</b>      | <b>FOB* Value<br/>(\$NZ)</b> | <b>Unit<br/>Value</b> | <b>Weight<br/>(kg)</b>                | <b>FOB* Value<br/>(\$NZ)</b> | <b>Unit<br/>Value</b> |
| <b>New Caledonia</b>                     |                             |                              |                       |                                       |                              |                       |
| Total for Oysters                        | 166,302                     | 1,082,980                    |                       | 72,843                                | 495,070                      |                       |
| <b>Prepared dinners</b>                  |                             |                              |                       |                                       |                              |                       |
| Other,                                   | 3,705                       | 38,305                       | 10.34                 |                                       |                              |                       |
| Total for Prepared dinners               | 3,705                       | 38,305                       |                       |                                       |                              |                       |
| <b>Salmon</b>                            |                             |                              |                       |                                       |                              |                       |
| Finfish, Processed Other                 | 3,127                       | 51,931                       | 16.61                 |                                       |                              |                       |
| Total for Salmon                         | 3,127                       | 51,931                       |                       |                                       |                              |                       |
| <b>Salmon, Other</b>                     |                             |                              |                       |                                       |                              |                       |
| Finfish, Frozen Other form               | 815                         | 23,185                       | 28.45                 |                                       |                              |                       |
| Finfish, Frozen Whole                    | 366                         | 5,794                        | 15.83                 |                                       |                              |                       |
| Total for Salmon, Other                  | 1,181                       | 28,979                       |                       |                                       |                              |                       |
| <b>Salmon, Pacific</b>                   |                             |                              |                       |                                       |                              |                       |
| Finfish, Chilled Other form              | 728                         | 17,669                       | 24.27                 |                                       |                              |                       |
| Finfish, Chilled Whole                   | 11,886                      | 201,657                      | 16.97                 | 2,037                                 | 34,011                       | 16.70                 |
| Finfish, Processed Smoked                | 301                         | 14,633                       | 48.61                 | 196                                   | 8,721                        | 44.49                 |
| Total for Salmon, Pacific                | 12,915                      | 233,959                      |                       | 2,233                                 | 42,732                       |                       |
| <b>Salmon, Sockeye</b>                   |                             |                              |                       |                                       |                              |                       |
| Finfish, Frozen Other form               | 947                         | 16,746                       | 17.68                 | 481                                   | 7,974                        | 16.58                 |
| Finfish, Frozen Whole                    | 815                         | 23,185                       | 28.45                 |                                       |                              |                       |
| Total for Salmon, Sockeye                | 1,762                       | 39,931                       |                       | 481                                   | 7,974                        |                       |
| <b>Salmonidae</b>                        |                             |                              |                       |                                       |                              |                       |
| Finfish, Chilled Fillets                 | 2,869                       | 60,228                       | 20.99                 | 278                                   | 6,392                        | 22.99                 |
| Finfish, Frozen Fillets                  | 26,845                      | 550,080                      | 20.49                 | 3,534                                 | 72,215                       | 20.43                 |
| Total for Salmonidae                     | 29,714                      | 610,308                      |                       | 3,812                                 | 78,607                       |                       |
| <b>Scallops</b>                          |                             |                              |                       |                                       |                              |                       |
| Other Molluscs, Live, Chilled or Frozen  | 1,309                       | 31,701                       | 24.22                 | 300                                   | 3,003                        | 10.01                 |
| Total for Scallops                       | 1,309                       | 31,701                       |                       | 300                                   | 3,003                        |                       |
| <b>Shrimps &amp; Prawns</b>              |                             |                              |                       |                                       |                              |                       |
| Other Crustacea, Live, Chilled or Frozen | 244                         | 6,549                        | 26.84                 | 48                                    | 1,238                        | 25.79                 |
| Total for Shrimps & Prawns               | 244                         | 6,549                        |                       | 48                                    | 1,238                        |                       |
| <b>Skate</b>                             |                             |                              |                       |                                       |                              |                       |
| Finfish, Frozen Fillets                  | 550                         | 2,856                        | 5.19                  | 250                                   | 1,202                        | 4.81                  |
| Total for Skate                          | 550                         | 2,856                        |                       | 250                                   | 1,202                        |                       |
| <b>Snapper</b>                           |                             |                              |                       |                                       |                              |                       |
| Finfish, Frozen Fillets                  | 6,650                       | 55,752                       | 8.38                  |                                       |                              |                       |
| Total for Snapper                        | 6,650                       | 55,752                       |                       |                                       |                              |                       |
| <b>Sole</b>                              |                             |                              |                       |                                       |                              |                       |
| Finfish, Frozen Whole                    | 18,042                      | 119,490                      | 6.62                  | 400                                   | 2,370                        | 5.93                  |

| <b>NETT</b>                            | <b>Jan 2010 -- Dec 2010</b> |                        |                       | <b>Month-to-Date: December - 2010</b> |                        |                       |
|--|-----------------------------|------------------------|-----------------------|---------------------------------------|------------------------|-----------------------|
|  | <b>Weight<br/>(kg)</b>      | <b>FOB*<br/>(\$NZ)</b> | <b>Value<br/>Unit</b> | <b>Weight<br/>(kg)</b>                | <b>FOB*<br/>(\$NZ)</b> | <b>Value<br/>Unit</b> |
| <b>New Caledonia</b>                   |                             |                        |                       |                                       |                        |                       |
| <b>Total for Sole</b>                  | 18,042                      | 119,490                |                       | 400                                   | 2,370                  |                       |
| <b>Sole, Lemon</b>                     |                             |                        |                       |                                       |                        |                       |
| <i>Finfish, Frozen Whole</i>           | 60                          | 264                    | 4.40                  |                                       |                        |                       |
| <b>Total for Sole, Lemon</b>           | 60                          | 264                    |                       |                                       |                        |                       |
| <b>Sole, New Zealand</b>               |                             |                        |                       |                                       |                        |                       |
| <i>Finfish, Chilled Whole</i>          | 220                         | 2,345                  | 10.66                 | 40                                    | 422                    | 10.55                 |
| <i>Finfish, Frozen Fillets</i>         | 100                         | 336                    | 3.36                  | 100                                   | 336                    | 3.36                  |
| <i>Finfish, Frozen Whole</i>           | 5,080                       | 31,064                 | 6.11                  | 200                                   | 1,204                  | 6.02                  |
| <b>Total for Sole, New Zealand</b>     | 5,400                       | 33,745                 |                       | 340                                   | 1,962                  |                       |
| <b>Squid</b>                           |                             |                        |                       |                                       |                        |                       |
| <i>Squid, Frozen Other Form</i>        | 6,200                       | 27,444                 | 4.43                  | 50                                    | 362                    | 7.24                  |
| <i>Squid, Frozen Tubes/Steaks</i>      | 17,379                      | 130,790                | 7.53                  | 500                                   | 3,797                  | 7.59                  |
| <i>Squid, Frozen Whole</i>             | 3,728                       | 13,423                 | 3.60                  | 800                                   | 3,428                  | 4.29                  |
| <i>Squid, Other not chl/frz</i>        | 5,152                       | 11,279                 | 2.19                  |                                       |                        |                       |
| <b>Total for Squid</b>                 | 32,459                      | 182,936                |                       | 1,350                                 | 7,587                  |                       |
| <b>Surimi, Other species</b>           |                             |                        |                       |                                       |                        |                       |
| <i>Finfish, Surimi Other</i>           | 7,230                       | 32,939                 | 4.56                  | 700                                   | 3,082                  | 4.40                  |
| <b>Total for Surimi, Other species</b> | 7,230                       | 32,939                 |                       | 700                                   | 3,082                  |                       |
| <b>Total for New Caledonia</b>         | 640,274                     | 4,164,841              |                       | 113,923                               | 763,345                |                       |

| <i>NETT</i>                     | <i>Jan 2010 -- Dec 2010</i> |                              |                       | <i>Month-to-Date: December - 2010</i> |                              |                       |
|---------------------------------|-----------------------------|------------------------------|-----------------------|---------------------------------------|------------------------------|-----------------------|
|                                 | <i>Weight<br/>(kg)</i>      | <i>FOB* Value<br/>(\$NZ)</i> | <i>Unit<br/>Value</i> | <i>Weight<br/>(kg)</i>                | <i>FOB* Value<br/>(\$NZ)</i> | <i>Unit<br/>Value</i> |
| <b>Nigeria</b>                  |                             |                              |                       |                                       |                              |                       |
| <b>Mackerel, Jack</b>           |                             |                              |                       |                                       |                              |                       |
| <i>Finfish, Frozen Whole</i>    | 3,537,000                   | 3,583,590                    | 1.01                  | 783,000                               | 853,089                      | 1.09                  |
| <b>Total for Mackerel, Jack</b> | <b>3,537,000</b>            | <b>3,583,590</b>             |                       | <b>783,000</b>                        | <b>853,089</b>               |                       |
| <b>Total for Nigeria</b>        | <b>3,537,000</b>            | <b>3,583,590</b>             |                       | <b>783,000</b>                        | <b>853,089</b>               |                       |

| <b>NETT</b>                                     | <b>Jan 2010 -- Dec 2010</b> |                              |                       | <b>Month-to-Date: December - 2010</b> |                              |                       |
|---|-----------------------------|------------------------------|-----------------------|---------------------------------------|------------------------------|-----------------------|
|   | <b>Weight<br/>(kg)</b>      | <b>FOB* Value<br/>(\$NZ)</b> | <b>Unit<br/>Value</b> | <b>Weight<br/>(kg)</b>                | <b>FOB* Value<br/>(\$NZ)</b> | <b>Unit<br/>Value</b> |
| <b>Niue</b>                                     |                             |                              |                       |                                       |                              |                       |
| <b>Crab</b>                                     |                             |                              |                       |                                       |                              |                       |
| <i>Other Crustacea, Canned or otherwise p</i>   | 320                         | 1,745                        | 5.45                  |                                       |                              |                       |
| <b>Total for Crab</b>                           | <b>320</b>                  | <b>1,745</b>                 |                       |                                       |                              |                       |
| <b>Cuttle fish</b>                              |                             |                              |                       |                                       |                              |                       |
| <i>Other Molluscs, Live, Chilled or Frozen</i>  | 224                         | 2,177                        | 9.72                  | 48                                    | 415                          | 8.65                  |
| <b>Total for Cuttle fish</b>                    | <b>224</b>                  | <b>2,177</b>                 |                       | <b>48</b>                             | <b>415</b>                   |                       |
| <b>Fish cakes</b>                               |                             |                              |                       |                                       |                              |                       |
| <i>Finfish, Processed Other</i>                 | 366                         | 2,104                        | 5.75                  | 48                                    | 273                          | 5.69                  |
| <b>Total for Fish cakes</b>                     | <b>366</b>                  | <b>2,104</b>                 |                       | <b>48</b>                             | <b>273</b>                   |                       |
| <b>Fish fingers</b>                             |                             |                              |                       |                                       |                              |                       |
| <i>Finfish, Processed Other</i>                 | 70                          | 553                          | 7.90                  |                                       |                              |                       |
| <b>Total for Fish fingers</b>                   | <b>70</b>                   | <b>553</b>                   |                       |                                       |                              |                       |
| <b>Hoki</b>                                     |                             |                              |                       |                                       |                              |                       |
| <i>Finfish, Frozen Whole</i>                    | 564                         | 891                          | 1.58                  |                                       |                              |                       |
| <b>Total for Hoki</b>                           | <b>564</b>                  | <b>891</b>                   |                       |                                       |                              |                       |
| <b>KahBarrTuna pack other</b>                   |                             |                              |                       |                                       |                              |                       |
| <i>Finfish, Processed Packed</i>                | 165                         | 5,279                        | 31.99                 | 22                                    | 2,299                        | 104.50                |
| <b>Total for KahBarrTuna pack oth</b>           | <b>165</b>                  | <b>5,279</b>                 |                       | <b>22</b>                             | <b>2,299</b>                 |                       |
| <b>Mackerel</b>                                 |                             |                              |                       |                                       |                              |                       |
| <i>Finfish, Processed Cans or Jars, Whole o</i> | 817                         | 5,967                        | 7.30                  |                                       |                              |                       |
| <b>Total for Mackerel</b>                       | <b>817</b>                  | <b>5,967</b>                 |                       |                                       |                              |                       |
| <b>Mussels</b>                                  |                             |                              |                       |                                       |                              |                       |
| <i>Mussels, HS Frozen</i>                       | 10                          | 1,155                        | 115.50                |                                       |                              |                       |
| <i>Mussels, Meat Frozen</i>                     | 24                          | 162                          | 6.75                  |                                       |                              |                       |
| <i>Mussels, Pre'ed/Marinated</i>                | 45                          | 461                          | 10.24                 |                                       |                              |                       |
| <b>Total for Mussels</b>                        | <b>79</b>                   | <b>1,778</b>                 |                       |                                       |                              |                       |
| <b>Other preparations</b>                       |                             |                              |                       |                                       |                              |                       |
| <i>Other,</i>                                   | 48                          | 372                          | 7.75                  |                                       |                              |                       |
| <b>Total for Other preparations</b>             | <b>48</b>                   | <b>372</b>                   |                       |                                       |                              |                       |
| <b>Other species can, jar</b>                   |                             |                              |                       |                                       |                              |                       |
| <i>Other,</i>                                   | 266                         | 13,016                       | 48.93                 | 43                                    | 2,538                        | 59.02                 |
| <b>Total for Other species can, jar</b>         | <b>266</b>                  | <b>13,016</b>                |                       | <b>43</b>                             | <b>2,538</b>                 |                       |
| <b>Salmon</b>                                   |                             |                              |                       |                                       |                              |                       |
| <i>Finfish, Processed Cans or Jars, Whole o</i> | 1,670                       | 59,758                       | 35.78                 | 79                                    | 5,107                        | 64.65                 |
| <b>Total for Salmon</b>                         | <b>1,670</b>                | <b>59,758</b>                |                       | <b>79</b>                             | <b>5,107</b>                 |                       |
| <b>Salmonidae</b>                               |                             |                              |                       |                                       |                              |                       |
| <i>Finfish, Chilled Fillets</i>                 | 1                           | 87                           | 87.00                 |                                       |                              |                       |
| <b>Total for Salmonidae</b>                     | <b>1</b>                    | <b>87</b>                    |                       |                                       |                              |                       |

| <b>NETT</b>                                     | <b>Jan 2010 -- Dec 2010</b> |                              |                       | <b>Month-to-Date: December - 2010</b> |                              |                       |
|---|-----------------------------|------------------------------|-----------------------|---------------------------------------|------------------------------|-----------------------|
|   | <b>Weight<br/>(kg)</b>      | <b>FOB* Value<br/>(\$NZ)</b> | <b>Unit<br/>Value</b> | <b>Weight<br/>(kg)</b>                | <b>FOB* Value<br/>(\$NZ)</b> | <b>Unit<br/>Value</b> |
| <b>Niue</b>                                     |                             |                              |                       |                                       |                              |                       |
| <b>Sardines</b>                                 |                             |                              |                       |                                       |                              |                       |
| <i>Finfish, Processed Cans or Jars, Minced</i>  | 27                          | 1,117                        | 41.37                 | 5                                     | 189                          | 37.80                 |
| <i>Finfish, Processed Cans or Jars, Whole o</i> | 186                         | 2,813                        | 15.12                 | 106                                   | 1,492                        | 14.08                 |
| <b>Total for Sardines</b>                       | <b>213</b>                  | <b>3,930</b>                 |                       | <b>111</b>                            | <b>1,681</b>                 |                       |
| <b>Scallops</b>                                 |                             |                              |                       |                                       |                              |                       |
| <i>Other Molluscs, Canned or otherwise pr</i>   | 7                           | 432                          | 61.71                 |                                       |                              |                       |
| <b>Total for Scallops</b>                       | <b>7</b>                    | <b>432</b>                   |                       |                                       |                              |                       |
| <b>Shrimps &amp; Prawns</b>                     |                             |                              |                       |                                       |                              |                       |
| <i>Other Crustacea, Canned or otherwise p</i>   | 9                           | 1,011                        | 112.33                | 2                                     | 150                          | 75.00                 |
| <i>Other Crustacea, Live, Chilled or Frozen</i> | 260                         | 3,556                        | 13.68                 | 48                                    | 549                          | 11.44                 |
| <b>Total for Shrimps &amp; Prawns</b>           | <b>269</b>                  | <b>4,567</b>                 |                       | <b>50</b>                             | <b>699</b>                   |                       |
| <b>Squid</b>                                    |                             |                              |                       |                                       |                              |                       |
| <i>Squid, Frozen Other Form</i>                 | 1,500                       | 4,875                        | 3.25                  |                                       |                              |                       |
| <b>Total for Squid</b>                          | <b>1,500</b>                | <b>4,875</b>                 |                       |                                       |                              |                       |
| <b>Tuna, Yellowfin</b>                          |                             |                              |                       |                                       |                              |                       |
| <i>Finfish, Processed Cans or Jars, Whole o</i> | 3,510                       | 29,471                       | 8.40                  | 1,893                                 | 14,095                       | 7.45                  |
| <b>Total for Tuna, Yellowfin</b>                | <b>3,510</b>                | <b>29,471</b>                |                       | <b>1,893</b>                          | <b>14,095</b>                |                       |
| <b>Total for Niue</b>                           | <b>10,089</b>               | <b>137,002</b>               |                       | <b>2,294</b>                          | <b>27,107</b>                |                       |

| <b>NETT</b>                                     | <b>Jan 2010 -- Dec 2010</b> |                              |                       | <b>Month-to-Date: December - 2010</b> |                              |                       |
|---|-----------------------------|------------------------------|-----------------------|---------------------------------------|------------------------------|-----------------------|
|   | <b>Weight<br/>(kg)</b>      | <b>FOB* Value<br/>(\$NZ)</b> | <b>Unit<br/>Value</b> | <b>Weight<br/>(kg)</b>                | <b>FOB* Value<br/>(\$NZ)</b> | <b>Unit<br/>Value</b> |
| <b>Norfolk Island</b>                           |                             |                              |                       |                                       |                              |                       |
| <b>Crab</b>                                     |                             |                              |                       |                                       |                              |                       |
| <i>Other Crustacea, Live, Chilled or Frozen</i> | 150                         | 994                          | 6.63                  | 100                                   | 655                          | 6.55                  |
| <b>Total for Crab</b>                           | <b>150</b>                  | <b>994</b>                   |                       | <b>100</b>                            | <b>655</b>                   |                       |
| <b>Elephant Fish</b>                            |                             |                              |                       |                                       |                              |                       |
| <i>Finfish, Frozen Fillets</i>                  | 250                         | 1,312                        | 5.25                  | 250                                   | 1,312                        | 5.25                  |
| <b>Total for Elephant Fish</b>                  | <b>250</b>                  | <b>1,312</b>                 |                       | <b>250</b>                            | <b>1,312</b>                 |                       |
| <b>Fish cakes</b>                               |                             |                              |                       |                                       |                              |                       |
| <i>Finfish, Processed Other</i>                 | 32                          | 214                          | 6.69                  |                                       |                              |                       |
| <b>Total for Fish cakes</b>                     | <b>32</b>                   | <b>214</b>                   |                       |                                       |                              |                       |
| <b>Fish fingers</b>                             |                             |                              |                       |                                       |                              |                       |
| <i>Finfish, Processed Other</i>                 | 26                          | 577                          | 22.19                 |                                       |                              |                       |
| <b>Total for Fish fingers</b>                   | <b>26</b>                   | <b>577</b>                   |                       |                                       |                              |                       |
| <b>Fish Flours,meals,pellets</b>                |                             |                              |                       |                                       |                              |                       |
| <i>Finfish, Processed Flours,meals,pellets</i>  | 4                           | 41                           | 10.25                 |                                       |                              |                       |
| <b>Total for Fish Flours,meals,pelle</b>        | <b>4</b>                    | <b>41</b>                    |                       |                                       |                              |                       |
| <b>Herrings</b>                                 |                             |                              |                       |                                       |                              |                       |
| <i>Finfish, Frozen Whole</i>                    | 20                          | 275                          | 13.75                 | 4                                     | 55                           | 13.75                 |
| <b>Total for Herrings</b>                       | <b>20</b>                   | <b>275</b>                   |                       | <b>4</b>                              | <b>55</b>                    |                       |
| <b>Mussels</b>                                  |                             |                              |                       |                                       |                              |                       |
| <i>Mussels, Meat Frozen</i>                     | 240                         | 1,812                        | 7.55                  | 120                                   | 876                          | 7.30                  |
| <i>Mussels, Pre'ed/Marinated</i>                | 168                         | 1,272                        | 7.57                  |                                       |                              |                       |
| <b>Total for Mussels</b>                        | <b>408</b>                  | <b>3,084</b>                 |                       | <b>120</b>                            | <b>876</b>                   |                       |
| <b>Other can, jar</b>                           |                             |                              |                       |                                       |                              |                       |
| <i>Other,</i>                                   | 250                         | 4,013                        | 16.05                 | 40                                    | 638                          | 15.95                 |
| <b>Total for Other can, jar</b>                 | <b>250</b>                  | <b>4,013</b>                 |                       | <b>40</b>                             | <b>638</b>                   |                       |
| <b>Other chilled fillets</b>                    |                             |                              |                       |                                       |                              |                       |
| <i>Finfish, Chilled Fillets</i>                 | 26                          | 200                          | 7.69                  |                                       |                              |                       |
| <b>Total for Other chilled fillets</b>          | <b>26</b>                   | <b>200</b>                   |                       |                                       |                              |                       |
| <b>Other frozen fillets</b>                     |                             |                              |                       |                                       |                              |                       |
| <i>Finfish, Frozen Fillets</i>                  | 404                         | 3,869                        | 9.58                  |                                       |                              |                       |
| <b>Total for Other frozen fillets</b>           | <b>404</b>                  | <b>3,869</b>                 |                       |                                       |                              |                       |
| <b>Oysters</b>                                  |                             |                              |                       |                                       |                              |                       |
| <i>Oysters, Chilled or Frozen</i>               | 995                         | 10,247                       | 10.30                 | 230                                   | 1,697                        | 7.38                  |
| <b>Total for Oysters</b>                        | <b>995</b>                  | <b>10,247</b>                |                       | <b>230</b>                            | <b>1,697</b>                 |                       |
| <b>Salmon</b>                                   |                             |                              |                       |                                       |                              |                       |
| <i>Finfish, Processed Cans or Jars,Whole o</i>  | 109                         | 1,370                        | 12.57                 |                                       |                              |                       |
| <b>Total for Salmon</b>                         | <b>109</b>                  | <b>1,370</b>                 |                       |                                       |                              |                       |

| <b>NETT</b>                                     | <b>Jan 2010 -- Dec 2010</b> |                              |                       | <b>Month-to-Date: December - 2010</b> |                              |                       |
|---|-----------------------------|------------------------------|-----------------------|---------------------------------------|------------------------------|-----------------------|
|   | <b>Weight<br/>(kg)</b>      | <b>FOB* Value<br/>(\$NZ)</b> | <b>Unit<br/>Value</b> | <b>Weight<br/>(kg)</b>                | <b>FOB* Value<br/>(\$NZ)</b> | <b>Unit<br/>Value</b> |
| <b>Norfolk Island</b>                           |                             |                              |                       |                                       |                              |                       |
| <b>Scallops</b>                                 |                             |                              |                       |                                       |                              |                       |
| <i>Other Molluscs, Live, Chilled or Frozen</i>  | 399                         | 4,271                        | 10.70                 | 45                                    | 840                          | 18.67                 |
| <b>Total for Scallops</b>                       | <b>399</b>                  | <b>4,271</b>                 |                       | <b>45</b>                             | <b>840</b>                   |                       |
| <b>Shrimps &amp; Prawns</b>                     |                             |                              |                       |                                       |                              |                       |
| <i>Other Crustacea, Canned or otherwise p</i>   | 1,050                       | 17,647                       | 16.81                 |                                       |                              |                       |
| <i>Other Crustacea, Live, Chilled or Frozen</i> | 2,678                       | 46,482                       | 17.36                 | 600                                   | 10,365                       | 17.28                 |
| <b>Total for Shrimps &amp; Prawns</b>           | <b>3,728</b>                | <b>64,129</b>                |                       | <b>600</b>                            | <b>10,365</b>                |                       |
| <b>Squid</b>                                    |                             |                              |                       |                                       |                              |                       |
| <i>Squid, Frozen Other Form</i>                 | 220                         | 2,370                        | 10.77                 |                                       |                              |                       |
| <i>Squid, Frozen Tubes/Steaks</i>               | 186                         | 2,194                        | 11.80                 | 50                                    | 495                          | 9.90                  |
| <b>Total for Squid</b>                          | <b>406</b>                  | <b>4,564</b>                 |                       | <b>50</b>                             | <b>495</b>                   |                       |
| <b>Surimi, Other species</b>                    |                             |                              |                       |                                       |                              |                       |
| <i>Finfish, Surimi Other</i>                    | 288                         | 1,700                        | 5.90                  |                                       |                              |                       |
| <b>Total for Surimi, Other species</b>          | <b>288</b>                  | <b>1,700</b>                 |                       |                                       |                              |                       |
| <b>Tuna, Yellowfin</b>                          |                             |                              |                       |                                       |                              |                       |
| <i>Finfish, Processed Cans or Jars, Whole o</i> | 1,492                       | 11,342                       | 7.60                  | 47                                    | 233                          | 4.96                  |
| <b>Total for Tuna, Yellowfin</b>                | <b>1,492</b>                | <b>11,342</b>                |                       | <b>47</b>                             | <b>233</b>                   |                       |
| <b>Whitebait</b>                                |                             |                              |                       |                                       |                              |                       |
| <i>Finfish, Frozen Whole</i>                    | 20                          | 280                          | 14.00                 |                                       |                              |                       |
| <b>Total for Whitebait</b>                      | <b>20</b>                   | <b>280</b>                   |                       |                                       |                              |                       |
| <b>Total for Norfolk Island</b>                 | <b>9,007</b>                | <b>112,482</b>               |                       | <b>1,486</b>                          | <b>17,166</b>                |                       |



| <i>NETT</i>                                    | <i>Jan 2010 -- Dec 2010</i> |                              |                       | <i>Month-to-Date: December - 2010</i> |                              |                       |
|--|-----------------------------|------------------------------|-----------------------|---------------------------------------|------------------------------|-----------------------|
|  | <i>Weight<br/>(kg)</i>      | <i>FOB* Value<br/>(\$NZ)</i> | <i>Unit<br/>Value</i> | <i>Weight<br/>(kg)</i>                | <i>FOB* Value<br/>(\$NZ)</i> | <i>Unit<br/>Value</i> |
| <b>Northern Mariana Islands</b>                |                             |                              |                       |                                       |                              |                       |
| <b>Cockles</b>                                 |                             |                              |                       |                                       |                              |                       |
| <i>Other Molluscs, Live, Chilled or Frozen</i> | 36                          | 70                           | 1.94                  |                                       |                              |                       |
| <b>Total for Cockles</b>                       | 36                          | 70                           |                       |                                       |                              |                       |
| <b>Mussels</b>                                 |                             |                              |                       |                                       |                              |                       |
| <i>Mussels, HS Frozen</i>                      | 27,818                      | 124,643                      | 4.48                  |                                       |                              |                       |
| <i>Mussels, Meat Frozen</i>                    | 600                         | 3,517                        | 5.86                  |                                       |                              |                       |
| <b>Total for Mussels</b>                       | 28,418                      | 128,160                      |                       |                                       |                              |                       |
| <b>Other Molluscs</b>                          |                             |                              |                       |                                       |                              |                       |
| <i>Other Molluscs, Live, Chilled or Frozen</i> | 36                          | 70                           | 1.94                  |                                       |                              |                       |
| <b>Total for Other Molluscs</b>                | 36                          | 70                           |                       |                                       |                              |                       |
| <b>Total for Northern Mariana Islan</b>        | 28,490                      | 128,300                      |                       |                                       |                              |                       |

| <b>NETT</b>                                  | <b>Jan 2010 -- Dec 2010</b> |                              |                       | <b>Month-to-Date: December - 2010</b> |                              |                       |
|--|-----------------------------|------------------------------|-----------------------|---------------------------------------|------------------------------|-----------------------|
|  | <b>Weight<br/>(kg)</b>      | <b>FOB* Value<br/>(\$NZ)</b> | <b>Unit<br/>Value</b> | <b>Weight<br/>(kg)</b>                | <b>FOB* Value<br/>(\$NZ)</b> | <b>Unit<br/>Value</b> |
| <b>Norway</b>                                |                             |                              |                       |                                       |                              |                       |
| <b>Extracts &amp; Juices of Aq V</b>         |                             |                              |                       |                                       |                              |                       |
| <i>Other,</i>                                | 400                         | 42,321                       | 105.80                |                                       |                              |                       |
| <b>Total for Extracts &amp; Juices of Aq</b> | <b>400</b>                  | <b>42,321</b>                |                       |                                       |                              |                       |
| <b>Hoki</b>                                  |                             |                              |                       |                                       |                              |                       |
| <i>Finfish, Frozen Fillets</i>               | 2,620                       | 28,578                       | 10.91                 |                                       |                              |                       |
| <b>Total for Hoki</b>                        | <b>2,620</b>                | <b>28,578</b>                |                       |                                       |                              |                       |
| <b>Monkfish</b>                              |                             |                              |                       |                                       |                              |                       |
| <i>Finfish, Frozen Fillets</i>               | 2,000                       | 16,942                       | 8.47                  |                                       |                              |                       |
| <b>Total for Monkfish</b>                    | <b>2,000</b>                | <b>16,942</b>                |                       |                                       |                              |                       |
| <b>Mussels</b>                               |                             |                              |                       |                                       |                              |                       |
| <i>Mussels, Freeze-dried pwd</i>             | 22                          | 1,300                        | 59.09                 | 22                                    | 1,300                        | 59.09                 |
| <i>Mussels, HS Frozen</i>                    | 35,568                      | 161,846                      | 4.55                  |                                       |                              |                       |
| <b>Total for Mussels</b>                     | <b>35,590</b>               | <b>163,146</b>               |                       | <b>22</b>                             | <b>1,300</b>                 |                       |
| <b>Other preparations</b>                    |                             |                              |                       |                                       |                              |                       |
| <i>Other,</i>                                | 41,465                      | 227,044                      | 5.48                  | 9,118                                 | 43,767                       | 4.80                  |
| <b>Total for Other preparations</b>          | <b>41,465</b>               | <b>227,044</b>               |                       | <b>9,118</b>                          | <b>43,767</b>                |                       |
| <b>Total for Norway</b>                      | <b>82,075</b>               | <b>478,031</b>               |                       | <b>9,140</b>                          | <b>45,067</b>                |                       |

| <b>NETT</b> | <b>Jan 2010 -- Dec 2010</b> |                              |                       | <b>Month-to-Date: December - 2010</b> |                              |                       |
|-------------|-----------------------------|------------------------------|-----------------------|---------------------------------------|------------------------------|-----------------------|
|             | <b>Weight<br/>(kg)</b>      | <b>FOB* Value<br/>(\$NZ)</b> | <b>Unit<br/>Value</b> | <b>Weight<br/>(kg)</b>                | <b>FOB* Value<br/>(\$NZ)</b> | <b>Unit<br/>Value</b> |

## Papua New Guinea

### Barracouta

|   |                  |                  |      |                |                |      |
|---|------------------|------------------|------|----------------|----------------|------|
| <i>Finfish, Frozen Fillets</i>            | 1,288,450        | 2,956,075        | 2.29 | 141,810        | 338,563        | 2.39 |
| <i>Finfish, Frozen Headed and Guttled</i> | 59,290           | 131,482          | 2.22 |                |                |      |
| <b>Total for Barracouta</b>               | <b>1,347,740</b> | <b>3,087,557</b> |      | <b>141,810</b> | <b>338,563</b> |      |

### Bluenose

|   |           |            |       |  |  |  |
|---|-----------|------------|-------|--|--|--|
| <i>Finfish, Frozen Headed and Guttled</i> | 20        | 219        | 10.95 |  |  |  |
| <b>Total for Bluenose</b>                 | <b>20</b> | <b>219</b> |       |  |  |  |

### Cod, Red

|   |              |               |      |  |  |  |
|---|--------------|---------------|------|--|--|--|
| <i>Finfish, Frozen Fillets</i>            | 2,420        | 20,941        | 8.65 |  |  |  |
| <i>Finfish, Frozen Headed and Guttled</i> | 226          | 787           | 3.48 |  |  |  |
| <b>Total for Cod, Red</b>                 | <b>2,646</b> | <b>21,728</b> |      |  |  |  |

### Crab

|   |              |               |      |  |  |  |
|---|--------------|---------------|------|--|--|--|
| <i>Other Crustacea, Canned or otherwise p</i>   | 4,241        | 31,265        | 7.37 |  |  |  |
| <i>Other Crustacea, Live, Chilled or Frozen</i> | 385          | 3,317         | 8.62 |  |  |  |
| <b>Total for Crab</b>                           | <b>4,626</b> | <b>34,582</b> |      |  |  |  |

### Finfish, other fish meat

|   |               |               |      |  |  |  |
|---|---------------|---------------|------|--|--|--|
| <i>Finfish, Processed Other</i>           | 39,299        | 47,250        | 1.20 |  |  |  |
| <b>Total for Finfish, other fish meat</b> | <b>39,299</b> | <b>47,250</b> |      |  |  |  |

### Fish cakes

|                                 |            |              |      |  |  |  |
|---------------------------------|------------|--------------|------|--|--|--|
| <i>Finfish, Processed Other</i> | 368        | 2,588        | 7.03 |  |  |  |
| <b>Total for Fish cakes</b>     | <b>368</b> | <b>2,588</b> |      |  |  |  |

### Fish fingers

|                                 |              |              |      |  |  |  |
|---------------------------------|--------------|--------------|------|--|--|--|
| <i>Finfish, Processed Other</i> | 1,098        | 7,946        | 7.24 |  |  |  |
| <b>Total for Fish fingers</b>   | <b>1,098</b> | <b>7,946</b> |      |  |  |  |

### Flounder

|                              |              |               |      |  |  |  |
|------------------------------|--------------|---------------|------|--|--|--|
| <i>Finfish, Frozen Whole</i> | 3,069        | 10,078        | 3.28 |  |  |  |
| <b>Total for Flounder</b>    | <b>3,069</b> | <b>10,078</b> |      |  |  |  |

### Ghostshark

|                                |           |           |      |           |           |      |
|--------------------------------|-----------|-----------|------|-----------|-----------|------|
| <i>Finfish, Frozen Fillets</i> | 20        | 50        | 2.50 | 20        | 50        | 2.50 |
| <b>Total for Ghostshark</b>    | <b>20</b> | <b>50</b> |      | <b>20</b> | <b>50</b> |      |

### Hoki

|                                |               |               |      |  |  |  |
|--------------------------------|---------------|---------------|------|--|--|--|
| <i>Finfish, Frozen Fillets</i> | 21,154        | 40,680        | 1.92 |  |  |  |
| <b>Total for Hoki</b>          | <b>21,154</b> | <b>40,680</b> |      |  |  |  |

### John Dory

|                                |           |            |       |  |  |  |
|--------------------------------|-----------|------------|-------|--|--|--|
| <i>Finfish, Frozen Fillets</i> | 16        | 341        | 21.31 |  |  |  |
| <b>Total for John Dory</b>     | <b>16</b> | <b>341</b> |       |  |  |  |

### Kingfish, Yellowtail

|   |    |     |       |  |  |  |
|---|----|-----|-------|--|--|--|
| <i>Finfish, Frozen Headed and Guttled</i> | 20 | 265 | 13.25 |  |  |  |
|---|----|-----|-------|--|--|--|

| <b>NETT</b>                              | <b>Jan 2010 -- Dec 2010</b> |                        |                                 | <b>Month-to-Date: December - 2010</b> |                        |                                 |
|--|-----------------------------|------------------------|---------------------------------|---------------------------------------|------------------------|---------------------------------|
|  | <b>Weight<br/>(kg)</b>      | <b>FOB*<br/>(\$NZ)</b> | <b>Value<br/>Unit<br/>Value</b> | <b>Weight<br/>(kg)</b>                | <b>FOB*<br/>(\$NZ)</b> | <b>Value<br/>Unit<br/>Value</b> |
| <b>Papua New Guinea</b>                  |                             |                        |                                 |                                       |                        |                                 |
| Total for Kingfish, Yellowtail           | 20                          | 265                    |                                 |                                       |                        |                                 |
| <b>Mackerel</b>                          |                             |                        |                                 |                                       |                        |                                 |
| Finfish, Processed Cans or Jars, Whole o | 51                          | 268                    | 5.25                            |                                       |                        |                                 |
| Finfish, Processed Packed                | 9                           | 370                    | 41.11                           |                                       |                        |                                 |
| Total for Mackerel                       | 60                          | 638                    |                                 |                                       |                        |                                 |
| <b>Mackerel, Blue</b>                    |                             |                        |                                 |                                       |                        |                                 |
| Finfish, Frozen Whole                    | 200                         | 248                    | 1.24                            |                                       |                        |                                 |
| Total for Mackerel, Blue                 | 200                         | 248                    |                                 |                                       |                        |                                 |
| <b>Mackerel, Jack</b>                    |                             |                        |                                 |                                       |                        |                                 |
| Finfish, Frozen Whole                    | 15,500                      | 19,193                 | 1.24                            | 15,500                                | 19,193                 | 1.24                            |
| Total for Mackerel, Jack                 | 15,500                      | 19,193                 |                                 | 15,500                                | 19,193                 |                                 |
| <b>Mussels</b>                           |                             |                        |                                 |                                       |                        |                                 |
| Mussels, HS Frozen                       | 6,676                       | 38,819                 | 5.81                            | 1,200                                 | 7,323                  | 6.10                            |
| Mussels, Meat Frozen                     | 663                         | 4,923                  | 7.43                            |                                       |                        |                                 |
| Mussels, Other not L/Ch/Fz               | 84                          | 673                    | 8.01                            |                                       |                        |                                 |
| Mussels, Smoked                          | 38                          | 1,538                  | 40.47                           | 16                                    | 580                    | 36.25                           |
| Mussels, Whole Frozen                    | 1,810                       | 6,295                  | 3.48                            |                                       |                        |                                 |
| Total for Mussels                        | 9,271                       | 52,248                 |                                 | 1,216                                 | 7,903                  |                                 |
| <b>Octopus</b>                           |                             |                        |                                 |                                       |                        |                                 |
| Other Molluscs, Live, Chilled or Frozen  | 1,352                       | 7,286                  | 5.39                            | 1,000                                 | 4,449                  | 4.45                            |
| Total for Octopus                        | 1,352                       | 7,286                  |                                 | 1,000                                 | 4,449                  |                                 |
| <b>Orange Roughy</b>                     |                             |                        |                                 |                                       |                        |                                 |
| Finfish, Frozen Fillets                  | 11                          | 341                    | 31.00                           |                                       |                        |                                 |
| Total for Orange Roughy                  | 11                          | 341                    |                                 |                                       |                        |                                 |
| <b>Other Crustacea: Ch/Fzn</b>           |                             |                        |                                 |                                       |                        |                                 |
| Other Crustacea, Canned or otherwise p   | 1,000                       | 8,555                  | 8.56                            |                                       |                        |                                 |
| Total for Other Crustacea: Ch/Fz         | 1,000                       | 8,555                  |                                 |                                       |                        |                                 |
| <b>Other Fish Packed</b>                 |                             |                        |                                 |                                       |                        |                                 |
| Other,                                   | 54                          | 790                    | 14.63                           | 54                                    | 790                    | 14.63                           |
| Total for Other Fish Packed              | 54                          | 790                    |                                 | 54                                    | 790                    |                                 |
| <b>Other preparations</b>                |                             |                        |                                 |                                       |                        |                                 |
| Other,                                   | 6,385                       | 66,532                 | 10.42                           |                                       |                        |                                 |
| Total for Other preparations             | 6,385                       | 66,532                 |                                 |                                       |                        |                                 |
| <b>Oysters</b>                           |                             |                        |                                 |                                       |                        |                                 |
| Oysters, Chilled or Frozen               | 6,200                       | 55,853                 | 9.01                            | 500                                   | 8,283                  | 16.57                           |
| Total for Oysters                        | 6,200                       | 55,853                 |                                 | 500                                   | 8,283                  |                                 |
| <b>Prepared dinners</b>                  |                             |                        |                                 |                                       |                        |                                 |
| Other,                                   | 385                         | 2,880                  | 7.48                            |                                       |                        |                                 |

| <b>NETT</b>                              | <b>Jan 2010 -- Dec 2010</b> |                        |                       | <b>Month-to-Date: December - 2010</b> |                        |                       |
|--|-----------------------------|------------------------|-----------------------|---------------------------------------|------------------------|-----------------------|
|  | <b>Weight<br/>(kg)</b>      | <b>FOB*<br/>(\$NZ)</b> | <b>Value<br/>Unit</b> | <b>Weight<br/>(kg)</b>                | <b>FOB*<br/>(\$NZ)</b> | <b>Value<br/>Unit</b> |
| <b>Papua New Guinea</b>                  |                             |                        |                       |                                       |                        |                       |
| Total for Prepared dinners               | 385                         | 2,880                  |                       |                                       |                        |                       |
| <b>Rock Lobster</b>                      |                             |                        |                       |                                       |                        |                       |
| Rock Lobster, Frozen Whole               | 30                          | 259                    | 8.63                  |                                       |                        |                       |
| Total for Rock Lobster                   | 30                          | 259                    |                       |                                       |                        |                       |
| <b>Salmon</b>                            |                             |                        |                       |                                       |                        |                       |
| Finfish, Processed Cans or Jars, Whole o | 7                           | 129                    | 18.43                 |                                       |                        |                       |
| Total for Salmon                         | 7                           | 129                    |                       |                                       |                        |                       |
| <b>Salmon, Pacific</b>                   |                             |                        |                       |                                       |                        |                       |
| Finfish, Processed Smoked                | 2,985                       | 81,624                 | 27.34                 | 713                                   | 14,884                 | 20.88                 |
| Total for Salmon, Pacific                | 2,985                       | 81,624                 |                       | 713                                   | 14,884                 |                       |
| <b>Sardines</b>                          |                             |                        |                       |                                       |                        |                       |
| Finfish, Processed Cans or Jars, Whole o | 2                           | 35                     | 17.50                 |                                       |                        |                       |
| Total for Sardines                       | 2                           | 35                     |                       |                                       |                        |                       |
| <b>Scallops</b>                          |                             |                        |                       |                                       |                        |                       |
| Other Molluscs, Live, Chilled or Frozen  | 377                         | 12,278                 | 32.57                 | 220                                   | 8,356                  | 37.98                 |
| Total for Scallops                       | 377                         | 12,278                 |                       | 220                                   | 8,356                  |                       |
| <b>Shrimps &amp; Prawns</b>              |                             |                        |                       |                                       |                        |                       |
| Other Crustacea, Canned or otherwise p   | 1,100                       | 3,871                  | 3.52                  |                                       |                        |                       |
| Other Crustacea, Live, Chilled or Frozen | 2,551                       | 51,750                 | 20.29                 |                                       |                        |                       |
| Total for Shrimps & Prawns               | 3,651                       | 55,621                 |                       |                                       |                        |                       |
| <b>Snapper</b>                           |                             |                        |                       |                                       |                        |                       |
| Finfish, Frozen Fillets                  | 20,294                      | 255,602                | 12.59                 |                                       |                        |                       |
| Total for Snapper                        | 20,294                      | 255,602                |                       |                                       |                        |                       |
| <b>Sole, Lemon</b>                       |                             |                        |                       |                                       |                        |                       |
| Finfish, Frozen Headed and Guttled       | 450                         | 3,944                  | 8.76                  |                                       |                        |                       |
| Total for Sole, Lemon                    | 450                         | 3,944                  |                       |                                       |                        |                       |
| <b>Squid</b>                             |                             |                        |                       |                                       |                        |                       |
| Squid, Frozen Other Form                 | 1,000                       | 8,208                  | 8.21                  |                                       |                        |                       |
| Squid, Frozen Tubes/Steaks               | 11,961                      | 77,020                 | 6.44                  | 1,000                                 | 7,386                  | 7.39                  |
| Squid, Frozen Whole                      | 15,277                      | 66,190                 | 4.33                  |                                       |                        |                       |
| Squid, Other not chl/frz                 | 40                          | 622                    | 15.55                 |                                       |                        |                       |
| Total for Squid                          | 28,278                      | 152,040                |                       | 1,000                                 | 7,386                  |                       |
| <b>Surimi, Other species</b>             |                             |                        |                       |                                       |                        |                       |
| Finfish, Surimi Other                    | 5,790                       | 35,173                 | 6.07                  | 500                                   | 2,224                  | 4.45                  |
| Total for Surimi, Other species          | 5,790                       | 35,173                 |                       | 500                                   | 2,224                  |                       |
| <b>Trevally</b>                          |                             |                        |                       |                                       |                        |                       |
| Finfish, Frozen Headed and Guttled       | 400                         | 1,346                  | 3.37                  |                                       |                        |                       |
| Total for Trevally                       | 400                         | 1,346                  |                       |                                       |                        |                       |

| <i>NETT</i>                                     | <i>Jan 2010 -- Dec 2010</i> |                              |                       | <i>Month-to-Date: December - 2010</i> |                              |                       |
|---|-----------------------------|------------------------------|-----------------------|---------------------------------------|------------------------------|-----------------------|
|   | <i>Weight<br/>(kg)</i>      | <i>FOB* Value<br/>(\$NZ)</i> | <i>Unit<br/>Value</i> | <i>Weight<br/>(kg)</i>                | <i>FOB* Value<br/>(\$NZ)</i> | <i>Unit<br/>Value</i> |
| <b>Papua New Guinea</b>                         |                             |                              |                       |                                       |                              |                       |
| <b>Tuna, Other</b>                              |                             |                              |                       |                                       |                              |                       |
| <i>Finfish, Processed Cans or Jars, Minced</i>  | 954                         | 10,646                       | 11.16                 |                                       |                              |                       |
| <b>Total for Tuna, Other</b>                    | 954                         | 10,646                       |                       |                                       |                              |                       |
| <b>Tuna, Yellowfin</b>                          |                             |                              |                       |                                       |                              |                       |
| <i>Finfish, Processed Cans or Jars, Whole o</i> | 71                          | 801                          | 11.28                 |                                       |                              |                       |
| <b>Total for Tuna, Yellowfin</b>                | 71                          | 801                          |                       |                                       |                              |                       |
| <b>Total for Papua New Guinea</b>               | 1,523,783                   | 4,077,346                    |                       | 162,533                               | 412,081                      |                       |

| <i>NETT</i>                               | <i>Jan 2010 -- Dec 2010</i> |                              |                       | <i>Month-to-Date: December - 2010</i> |                              |                       |
|---|-----------------------------|------------------------------|-----------------------|---------------------------------------|------------------------------|-----------------------|
|   | <i>Weight<br/>(kg)</i>      | <i>FOB* Value<br/>(\$NZ)</i> | <i>Unit<br/>Value</i> | <i>Weight<br/>(kg)</i>                | <i>FOB* Value<br/>(\$NZ)</i> | <i>Unit<br/>Value</i> |
| <b>Peru</b>                               |                             |                              |                       |                                       |                              |                       |
| <b>Barracouta</b>                         |                             |                              |                       |                                       |                              |                       |
| <i>Finfish, Frozen Headed and Guttled</i> | 16,800                      | 22,921                       | 1.36                  |                                       |                              |                       |
| <b>Total for Barracouta</b>               | <b>16,800</b>               | <b>22,921</b>                |                       |                                       |                              |                       |
| <b>Kahawai</b>                            |                             |                              |                       |                                       |                              |                       |
| <i>Finfish, Frozen Whole</i>              | 60                          | 24                           | 0.40                  |                                       |                              |                       |
| <b>Total for Kahawai</b>                  | <b>60</b>                   | <b>24</b>                    |                       |                                       |                              |                       |
| <b>Mackerel, Blue</b>                     |                             |                              |                       |                                       |                              |                       |
| <i>Finfish, Frozen Fillets</i>            | 18,312                      | 32,264                       | 1.76                  |                                       |                              |                       |
| <i>Finfish, Frozen Whole</i>              | 1,031,000                   | 1,021,769                    | 0.99                  | 108,000                               | 137,841                      | 1.28                  |
| <b>Total for Mackerel, Blue</b>           | <b>1,049,312</b>            | <b>1,054,033</b>             |                       | <b>108,000</b>                        | <b>137,841</b>               |                       |
| <b>Mackerel, Jack</b>                     |                             |                              |                       |                                       |                              |                       |
| <i>Finfish, Frozen Headed and Guttled</i> | 182,060                     | 305,465                      | 1.68                  |                                       |                              |                       |
| <i>Finfish, Frozen Other form</i>         | 34,000                      | 62,546                       | 1.84                  |                                       |                              |                       |
| <i>Finfish, Frozen Whole</i>              | 2,118,765                   | 1,906,838                    | 0.90                  | 54,000                                | 66,960                       | 1.24                  |
| <b>Total for Mackerel, Jack</b>           | <b>2,334,825</b>            | <b>2,274,849</b>             |                       | <b>54,000</b>                         | <b>66,960</b>                |                       |
| <b>Tuna, Skipjack</b>                     |                             |                              |                       |                                       |                              |                       |
| <i>Finfish, Frozen Whole</i>              | 2,406                       | 3,526                        | 1.47                  |                                       |                              |                       |
| <b>Total for Tuna, Skipjack</b>           | <b>2,406</b>                | <b>3,526</b>                 |                       |                                       |                              |                       |
| <b>Total for Peru</b>                     | <b>3,403,403</b>            | <b>3,355,353</b>             |                       | <b>162,000</b>                        | <b>204,801</b>               |                       |

| <b>NETT</b>                               | <b>Jan 2010 -- Dec 2010</b> |                              |                       | <b>Month-to-Date: December - 2010</b> |                              |                       |
|---|-----------------------------|------------------------------|-----------------------|---------------------------------------|------------------------------|-----------------------|
|   | <b>Weight<br/>(kg)</b>      | <b>FOB* Value<br/>(\$NZ)</b> | <b>Unit<br/>Value</b> | <b>Weight<br/>(kg)</b>                | <b>FOB* Value<br/>(\$NZ)</b> | <b>Unit<br/>Value</b> |
| <b>Philippines</b>                        |                             |                              |                       |                                       |                              |                       |
| <b>Barracouta</b>                         |                             |                              |                       |                                       |                              |                       |
| <i>Finfish, Frozen Headed and Guttled</i> | 200                         | 420                          | 2.10                  |                                       |                              |                       |
| <b>Total for Barracouta</b>               | <b>200</b>                  | <b>420</b>                   |                       |                                       |                              |                       |
| <b>Cod, Red</b>                           |                             |                              |                       |                                       |                              |                       |
| <i>Finfish, Frozen Headed and Guttled</i> | 100                         | 276                          | 2.76                  |                                       |                              |                       |
| <b>Total for Cod, Red</b>                 | <b>100</b>                  | <b>276</b>                   |                       |                                       |                              |                       |
| <b>Elephant Fish</b>                      |                             |                              |                       |                                       |                              |                       |
| <i>Finfish, Frozen Other form</i>         | 217                         | 3,557                        | 16.39                 |                                       |                              |                       |
| <b>Total for Elephant Fish</b>            | <b>217</b>                  | <b>3,557</b>                 |                       |                                       |                              |                       |
| <b>Fish prod unfit for human</b>          |                             |                              |                       |                                       |                              |                       |
| <i>Finfish, Processed Other</i>           | 220                         | 1,170                        | 5.32                  |                                       |                              |                       |
| <b>Total for Fish prod unfit for hum</b>  | <b>220</b>                  | <b>1,170</b>                 |                       |                                       |                              |                       |
| <b>Flounder</b>                           |                             |                              |                       |                                       |                              |                       |
| <i>Finfish, Frozen Other form</i>         | 30                          | 217                          | 7.23                  |                                       |                              |                       |
| <b>Total for Flounder</b>                 | <b>30</b>                   | <b>217</b>                   |                       |                                       |                              |                       |
| <b>Hoki</b>                               |                             |                              |                       |                                       |                              |                       |
| <i>Finfish, Frozen Headed and Guttled</i> | 51,834                      | 165,191                      | 3.19                  |                                       |                              |                       |
| <i>Finfish, Frozen Other form</i>         | 13                          | 68                           | 5.23                  |                                       |                              |                       |
| <b>Total for Hoki</b>                     | <b>51,847</b>               | <b>165,259</b>               |                       |                                       |                              |                       |
| <b>John Dory</b>                          |                             |                              |                       |                                       |                              |                       |
| <i>Finfish, Chilled Other form</i>        | 25                          | 550                          | 22.00                 |                                       |                              |                       |
| <b>Total for John Dory</b>                | <b>25</b>                   | <b>550</b>                   |                       |                                       |                              |                       |
| <b>Ling</b>                               |                             |                              |                       |                                       |                              |                       |
| <i>Finfish, Frozen Other form</i>         | 100                         | 1,181                        | 11.81                 |                                       |                              |                       |
| <b>Total for Ling</b>                     | <b>100</b>                  | <b>1,181</b>                 |                       |                                       |                              |                       |
| <b>Mackerel, Blue</b>                     |                             |                              |                       |                                       |                              |                       |
| <i>Finfish, Frozen Whole</i>              | 2,037,450                   | 1,843,803                    | 0.90                  |                                       |                              |                       |
| <b>Total for Mackerel, Blue</b>           | <b>2,037,450</b>            | <b>1,843,803</b>             |                       |                                       |                              |                       |
| <b>Monkfish</b>                           |                             |                              |                       |                                       |                              |                       |
| <i>Finfish, Chilled Fillets</i>           | 15                          | 104                          | 6.93                  |                                       |                              |                       |
| <b>Total for Monkfish</b>                 | <b>15</b>                   | <b>104</b>                   |                       |                                       |                              |                       |
| <b>Mussels</b>                            |                             |                              |                       |                                       |                              |                       |
| <i>Mussels, HS Frozen</i>                 | 73,368                      | 338,162                      | 4.61                  |                                       |                              |                       |
| <i>Mussels, Live</i>                      | 15                          | 101                          | 6.73                  |                                       |                              |                       |
| <i>Mussels, Whole Frozen</i>              | 2,004                       | 11,466                       | 5.72                  |                                       |                              |                       |
| <b>Total for Mussels</b>                  | <b>75,387</b>               | <b>349,729</b>               |                       |                                       |                              |                       |
| <b>Other chilled finfish</b>              |                             |                              |                       |                                       |                              |                       |
| <i>Finfish, Chilled Other form</i>        | 29                          | 622                          | 21.45                 |                                       |                              |                       |



| <b>NETT</b>                                    | <b>Jan 2010 -- Dec 2010</b> |                              |                       | <b>Month-to-Date: December - 2010</b> |                              |                       |
|--|-----------------------------|------------------------------|-----------------------|---------------------------------------|------------------------------|-----------------------|
|  | <b>Weight<br/>(kg)</b>      | <b>FOB* Value<br/>(\$NZ)</b> | <b>Unit<br/>Value</b> | <b>Weight<br/>(kg)</b>                | <b>FOB* Value<br/>(\$NZ)</b> | <b>Unit<br/>Value</b> |
| <b>Philippines</b>                             |                             |                              |                       |                                       |                              |                       |
| Total for Other chilled finfish                | 29                          | 622                          |                       |                                       |                              |                       |
| <b>Other Dogfish/Shark</b>                     |                             |                              |                       |                                       |                              |                       |
| <i>Finfish, Frozen Other form</i>              | 361                         | 8,788                        | 24.34                 |                                       |                              |                       |
| Total for Other Dogfish/Shark                  | 361                         | 8,788                        |                       |                                       |                              |                       |
| <b>Other Molluscs</b>                          |                             |                              |                       |                                       |                              |                       |
| <i>Other Molluscs, Live, Chilled or Frozen</i> | 10                          | 102                          | 10.20                 |                                       |                              |                       |
| Total for Other Molluscs                       | 10                          | 102                          |                       |                                       |                              |                       |
| <b>Salmon, Other</b>                           |                             |                              |                       |                                       |                              |                       |
| <i>Finfish, Frozen Other form</i>              | 7                           | 295                          | 42.14                 |                                       |                              |                       |
| Total for Salmon, Other                        | 7                           | 295                          |                       |                                       |                              |                       |
| <b>Salmon, Pacific</b>                         |                             |                              |                       |                                       |                              |                       |
| <i>Finfish, Chilled Whole</i>                  | 19                          | 403                          | 21.21                 |                                       |                              |                       |
| Total for Salmon, Pacific                      | 19                          | 403                          |                       |                                       |                              |                       |
| <b>Salmonidae</b>                              |                             |                              |                       |                                       |                              |                       |
| <i>Finfish, Frozen Fillets</i>                 | 702                         | 14,001                       | 19.94                 |                                       |                              |                       |
| Total for Salmonidae                           | 702                         | 14,001                       |                       |                                       |                              |                       |
| <b>Scallops</b>                                |                             |                              |                       |                                       |                              |                       |
| <i>Other Molluscs, Live, Chilled or Frozen</i> | 20                          | 503                          | 25.15                 |                                       |                              |                       |
| Total for Scallops                             | 20                          | 503                          |                       |                                       |                              |                       |
| <b>School shark</b>                            |                             |                              |                       |                                       |                              |                       |
| <i>Finfish, Frozen Other form</i>              | 11,852                      | 250,993                      | 21.18                 |                                       |                              |                       |
| Total for School shark                         | 11,852                      | 250,993                      |                       |                                       |                              |                       |
| <b>Snapper</b>                                 |                             |                              |                       |                                       |                              |                       |
| <i>Finfish, Chilled Whole</i>                  | 12                          | 210                          | 17.50                 |                                       |                              |                       |
| Total for Snapper                              | 12                          | 210                          |                       |                                       |                              |                       |
| <b>Sole, Lemon</b>                             |                             |                              |                       |                                       |                              |                       |
| <i>Finfish, Chilled Other form</i>             | 10                          | 113                          | 11.30                 |                                       |                              |                       |
| <i>Finfish, Frozen Other form</i>              | 20                          | 154                          | 7.70                  |                                       |                              |                       |
| <i>Finfish, Frozen Whole</i>                   | 100                         | 318                          | 3.18                  |                                       |                              |                       |
| Total for Sole, Lemon                          | 130                         | 585                          |                       |                                       |                              |                       |
| <b>Spiny Dogfish</b>                           |                             |                              |                       |                                       |                              |                       |
| <i>Finfish, Frozen Other form</i>              | 840                         | 11,688                       | 13.91                 |                                       |                              |                       |
| Total for Spiny Dogfish                        | 840                         | 11,688                       |                       |                                       |                              |                       |
| <b>Spotted Dogfish ( Rig )</b>                 |                             |                              |                       |                                       |                              |                       |
| <i>Finfish, Frozen Other form</i>              | 1,410                       | 17,849                       | 12.66                 |                                       |                              |                       |
| Total for Spotted Dogfish ( Rig )              | 1,410                       | 17,849                       |                       |                                       |                              |                       |
| <b>Trevally</b>                                |                             |                              |                       |                                       |                              |                       |
| <i>Finfish, Chilled Whole</i>                  | 10                          | 134                          | 13.40                 |                                       |                              |                       |

| <i>NETT</i>                                    | <i>Jan 2010 -- Dec 2010</i> |                        |                       | <i>Month-to-Date: December - 2010</i> |                        |                       |
|--|-----------------------------|------------------------|-----------------------|---------------------------------------|------------------------|-----------------------|
|  | <i>Weight<br/>(kg)</i>      | <i>FOB*<br/>(\$NZ)</i> | <i>Value<br/>Unit</i> | <i>Weight<br/>(kg)</i>                | <i>FOB*<br/>(\$NZ)</i> | <i>Value<br/>Unit</i> |
| <b>Philippines</b>                             |                             |                        |                       |                                       |                        |                       |
| Total for Trevally                             | 10                          |                        | 134                   |                                       |                        |                       |
| <b>Tuna, Other</b>                             |                             |                        |                       |                                       |                        |                       |
| <i>Finfish, Processed Cans or Jars, Minced</i> | 2,000                       |                        | 3,000                 | 1.50                                  |                        |                       |
| Total for Tuna, Other                          | 2,000                       |                        | 3,000                 |                                       |                        |                       |
| <b>Total for Philippines</b>                   | 2,182,993                   |                        | 2,675,439             |                                       |                        |                       |

| <b>NETT</b>                               | <b>Jan 2010 -- Dec 2010</b> |                              |                       | <b>Month-to-Date: December - 2010</b> |                              |                       |
|---|-----------------------------|------------------------------|-----------------------|---------------------------------------|------------------------------|-----------------------|
|   | <b>Weight<br/>(kg)</b>      | <b>FOB* Value<br/>(\$NZ)</b> | <b>Unit<br/>Value</b> | <b>Weight<br/>(kg)</b>                | <b>FOB* Value<br/>(\$NZ)</b> | <b>Unit<br/>Value</b> |
| <b>Poland</b>                             |                             |                              |                       |                                       |                              |                       |
| <b>Finfish, fillet blocks</b>             |                             |                              |                       |                                       |                              |                       |
| <i>Finfish, Processed Other</i>           | 234,768                     | 1,385,723                    | 5.90                  | 33,528                                | 190,764                      | 5.69                  |
| <b>Total for Finfish, fillet blocks</b>   | <b>234,768</b>              | <b>1,385,723</b>             |                       | <b>33,528</b>                         | <b>190,764</b>               |                       |
| <b>Finfish, minced blocks</b>             |                             |                              |                       |                                       |                              |                       |
| <i>Finfish, Processed Other</i>           | 217,508                     | 254,781                      | 1.17                  |                                       |                              |                       |
| <b>Total for Finfish, minced blocks</b>   | <b>217,508</b>              | <b>254,781</b>               |                       |                                       |                              |                       |
| <b>Fish prod unfit for human</b>          |                             |                              |                       |                                       |                              |                       |
| <i>Finfish, Processed Other</i>           | 13,056                      | 43,762                       | 3.35                  |                                       |                              |                       |
| <b>Total for Fish prod unfit for hum</b>  | <b>13,056</b>               | <b>43,762</b>                |                       |                                       |                              |                       |
| <b>Hoki</b>                               |                             |                              |                       |                                       |                              |                       |
| <i>Finfish, Frozen Fillets</i>            | 32,028                      | 144,664                      | 4.52                  |                                       |                              |                       |
| <b>Total for Hoki</b>                     | <b>32,028</b>               | <b>144,664</b>               |                       |                                       |                              |                       |
| <b>Ling</b>                               |                             |                              |                       |                                       |                              |                       |
| <i>Finfish, Frozen Headed and Guttled</i> | 17,199                      | 74,372                       | 4.32                  |                                       |                              |                       |
| <b>Total for Ling</b>                     | <b>17,199</b>               | <b>74,372</b>                |                       |                                       |                              |                       |
| <b>Mackerel, Jack</b>                     |                             |                              |                       |                                       |                              |                       |
| <i>Finfish, Frozen Other form</i>         | 102,880                     | 188,790                      | 1.84                  |                                       |                              |                       |
| <b>Total for Mackerel, Jack</b>           | <b>102,880</b>              | <b>188,790</b>               |                       |                                       |                              |                       |
| <b>Mussels</b>                            |                             |                              |                       |                                       |                              |                       |
| <i>Mussels, HS Frozen</i>                 | 6,024                       | 26,541                       | 4.41                  |                                       |                              |                       |
| <b>Total for Mussels</b>                  | <b>6,024</b>                | <b>26,541</b>                |                       |                                       |                              |                       |
| <b>Total for Poland</b>                   | <b>623,463</b>              | <b>2,118,633</b>             |                       | <b>33,528</b>                         | <b>190,764</b>               |                       |

| <b>NETT</b>                               | <b>Jan 2010 -- Dec 2010</b> |                        |                                 | <b>Month-to-Date: December - 2010</b> |                        |                                 |
|---|-----------------------------|------------------------|---------------------------------|---------------------------------------|------------------------|---------------------------------|
|   | <b>Weight<br/>(kg)</b>      | <b>FOB*<br/>(\$NZ)</b> | <b>Value<br/>Unit<br/>Value</b> | <b>Weight<br/>(kg)</b>                | <b>FOB*<br/>(\$NZ)</b> | <b>Value<br/>Unit<br/>Value</b> |
| <b>Portugal</b>                           |                             |                        |                                 |                                       |                        |                                 |
| <b>Bluenose</b>                           |                             |                        |                                 |                                       |                        |                                 |
| <i>Finfish, Frozen Other form</i>         | 1,959                       | 13,750                 | 7.02                            |                                       |                        |                                 |
| <b>Total for Bluenose</b>                 | <b>1,959</b>                | <b>13,750</b>          |                                 |                                       |                        |                                 |
| <b>Cardinal Fish</b>                      |                             |                        |                                 |                                       |                        |                                 |
| <i>Finfish, Frozen Other form</i>         | 5,046                       | 13,516                 | 2.68                            |                                       |                        |                                 |
| <b>Total for Cardinal Fish</b>            | <b>5,046</b>                | <b>13,516</b>          |                                 |                                       |                        |                                 |
| <b>Eels</b>                               |                             |                        |                                 |                                       |                        |                                 |
| <i>Finfish, Frozen Headed and Guttled</i> | 4,305                       | 9,622                  | 2.24                            |                                       |                        |                                 |
| <i>Finfish, Frozen Other form</i>         | 1,935                       | 4,420                  | 2.28                            |                                       |                        |                                 |
| <b>Total for Eels</b>                     | <b>6,240</b>                | <b>14,042</b>          |                                 |                                       |                        |                                 |
| <b>Groper</b>                             |                             |                        |                                 |                                       |                        |                                 |
| <i>Finfish, Frozen Headed and Guttled</i> | 1,335                       | 10,018                 | 7.50                            |                                       |                        |                                 |
| <i>Finfish, Frozen Other form</i>         | 13,923                      | 82,640                 | 5.94                            |                                       |                        |                                 |
| <b>Total for Groper</b>                   | <b>15,258</b>               | <b>92,658</b>          |                                 |                                       |                        |                                 |
| <b>Hake</b>                               |                             |                        |                                 |                                       |                        |                                 |
| <i>Finfish, Frozen Headed and Guttled</i> | 126,456                     | 543,513                | 4.30                            |                                       |                        |                                 |
| <i>Finfish, Frozen Other form</i>         | 12,548                      | 30,277                 | 2.41                            |                                       |                        |                                 |
| <b>Total for Hake</b>                     | <b>139,004</b>              | <b>573,790</b>         |                                 |                                       |                        |                                 |
| <b>Ling</b>                               |                             |                        |                                 |                                       |                        |                                 |
| <i>Finfish, Frozen Fillets</i>            | 2,600                       | 28,888                 | 11.11                           |                                       |                        |                                 |
| <i>Finfish, Frozen Headed and Guttled</i> | 178,182                     | 718,314                | 4.03                            | 15,504                                | 68,494                 | 4.42                            |
| <i>Finfish, Frozen Other form</i>         | 153,886                     | 649,134                | 4.22                            |                                       |                        |                                 |
| <b>Total for Ling</b>                     | <b>334,668</b>              | <b>1,396,336</b>       |                                 | <b>15,504</b>                         | <b>68,494</b>          |                                 |
| <b>Mussels</b>                            |                             |                        |                                 |                                       |                        |                                 |
| <i>Mussels, HS Frozen</i>                 | 255,272                     | 1,099,663              | 4.31                            |                                       |                        |                                 |
| <i>Mussels, Meat Frozen</i>               | 23,272                      | 181,613                | 7.80                            |                                       |                        |                                 |
| <i>Mussels, Whole Frozen</i>              | 2,000                       | 5,770                  | 2.89                            |                                       |                        |                                 |
| <b>Total for Mussels</b>                  | <b>280,544</b>              | <b>1,287,046</b>       |                                 |                                       |                        |                                 |
| <b>Other frozen finfish</b>               |                             |                        |                                 |                                       |                        |                                 |
| <i>Finfish, Frozen Headed and Guttled</i> | 4,906                       | 17,853                 | 3.64                            |                                       |                        |                                 |
| <i>Finfish, Frozen Other form</i>         | 1,525                       | 2,868                  | 1.88                            |                                       |                        |                                 |
| <b>Total for Other frozen finfish</b>     | <b>6,431</b>                | <b>20,721</b>          |                                 |                                       |                        |                                 |
| <b>Oysters</b>                            |                             |                        |                                 |                                       |                        |                                 |
| <i>Oysters, Chilled or Frozen</i>         | 20                          | 169                    | 8.45                            |                                       |                        |                                 |
| <b>Total for Oysters</b>                  | <b>20</b>                   | <b>169</b>             |                                 |                                       |                        |                                 |
| <b>Skate</b>                              |                             |                        |                                 |                                       |                        |                                 |
| <i>Finfish, Frozen Fillets</i>            | 1,000                       | 2,523                  | 2.52                            |                                       |                        |                                 |
| <b>Total for Skate</b>                    | <b>1,000</b>                | <b>2,523</b>           |                                 |                                       |                        |                                 |
| <b>Sole</b>                               |                             |                        |                                 |                                       |                        |                                 |

| <b>NETT</b>                               | <b>Jan 2010 -- Dec 2010</b> |                              |                       | <b>Month-to-Date: December - 2010</b> |                              |                       |
|---|-----------------------------|------------------------------|-----------------------|---------------------------------------|------------------------------|-----------------------|
|   | <b>Weight<br/>(kg)</b>      | <b>FOB* Value<br/>(\$NZ)</b> | <b>Unit<br/>Value</b> | <b>Weight<br/>(kg)</b>                | <b>FOB* Value<br/>(\$NZ)</b> | <b>Unit<br/>Value</b> |
| <b>Portugal</b>                           |                             |                              |                       |                                       |                              |                       |
| <i>Finfish, Frozen Other form</i>         | 4,380                       | 37,333                       | 8.52                  |                                       |                              |                       |
| <i>Finfish, Frozen Whole</i>              | 11,960                      | 40,285                       | 3.37                  |                                       |                              |                       |
| <b>Total for Sole</b>                     | <b>16,340</b>               | <b>77,618</b>                |                       |                                       |                              |                       |
| <b>Sole, Lemon</b>                        |                             |                              |                       |                                       |                              |                       |
| <i>Finfish, Frozen Whole</i>              | 68,030                      | 259,062                      | 3.81                  |                                       |                              |                       |
| <b>Total for Sole, Lemon</b>              | <b>68,030</b>               | <b>259,062</b>               |                       |                                       |                              |                       |
| <b>Sole, New Zealand</b>                  |                             |                              |                       |                                       |                              |                       |
| <i>Finfish, Frozen Other form</i>         | 1,070                       | 3,632                        | 3.39                  |                                       |                              |                       |
| <i>Finfish, Frozen Whole</i>              | 26,940                      | 93,795                       | 3.48                  |                                       |                              |                       |
| <b>Total for Sole, New Zealand</b>        | <b>28,010</b>               | <b>97,427</b>                |                       |                                       |                              |                       |
| <b>Warehou, Blue</b>                      |                             |                              |                       |                                       |                              |                       |
| <i>Finfish, Frozen Headed and Guttred</i> | 1,248                       | 3,823                        | 3.06                  |                                       |                              |                       |
| <i>Finfish, Frozen Other form</i>         | 3,600                       | 11,265                       | 3.13                  |                                       |                              |                       |
| <b>Total for Warehou, Blue</b>            | <b>4,848</b>                | <b>15,088</b>                |                       |                                       |                              |                       |
| <b>Warehou, Silver</b>                    |                             |                              |                       |                                       |                              |                       |
| <i>Finfish, Frozen Headed and Guttred</i> | 12,396                      | 42,327                       | 3.41                  |                                       |                              |                       |
| <i>Finfish, Frozen Other form</i>         | 24,480                      | 85,853                       | 3.51                  |                                       |                              |                       |
| <b>Total for Warehou, Silver</b>          | <b>36,876</b>               | <b>128,180</b>               |                       |                                       |                              |                       |
| <b>Total for Portugal</b>                 | <b>944,274</b>              | <b>3,991,926</b>             |                       | <b>15,504</b>                         | <b>68,494</b>                |                       |

| <i>NETT</i>                 | <i>Jan 2010 -- Dec 2010</i> |                              |                       | <i>Month-to-Date: December - 2010</i> |                              |                       |
|-----------------------------|-----------------------------|------------------------------|-----------------------|---------------------------------------|------------------------------|-----------------------|
|                             | <i>Weight<br/>(kg)</i>      | <i>FOB* Value<br/>(\$NZ)</i> | <i>Unit<br/>Value</i> | <i>Weight<br/>(kg)</i>                | <i>FOB* Value<br/>(\$NZ)</i> | <i>Unit<br/>Value</i> |
| <b>Qatar</b>                |                             |                              |                       |                                       |                              |                       |
| <b>Mussels</b>              |                             |                              |                       |                                       |                              |                       |
| <i>Mussels, HS Frozen</i>   | 3,024                       | 13,734                       | 4.54                  |                                       |                              |                       |
| <i>Mussels, Meat Frozen</i> | 72                          | 608                          | 8.44                  |                                       |                              |                       |
| <b>Total for Mussels</b>    | <b>3,096</b>                | <b>14,342</b>                |                       |                                       |                              |                       |
| <b>Total for Qatar</b>      | <b>3,096</b>                | <b>14,342</b>                |                       |                                       |                              |                       |

| <i>NETT</i>                     | <i>Jan 2010 -- Dec 2010</i> |                              |                       | <i>Month-to-Date: December - 2010</i> |                              |                       |
|---------------------------------|-----------------------------|------------------------------|-----------------------|---------------------------------------|------------------------------|-----------------------|
|                                 | <i>Weight<br/>(kg)</i>      | <i>FOB* Value<br/>(\$NZ)</i> | <i>Unit<br/>Value</i> | <i>Weight<br/>(kg)</i>                | <i>FOB* Value<br/>(\$NZ)</i> | <i>Unit<br/>Value</i> |
| <b>Reunion</b>                  |                             |                              |                       |                                       |                              |                       |
| <b>Mackerel, Jack</b>           |                             |                              |                       |                                       |                              |                       |
| <i>Finfish, Frozen Whole</i>    | 82,120                      | 96,991                       | 1.18                  |                                       |                              |                       |
| <b>Total for Mackerel, Jack</b> | 82,120                      | 96,991                       |                       |                                       |                              |                       |
| <b>Total for Reunion</b>        | 82,120                      | 96,991                       |                       |                                       |                              |                       |

| <i>NETT</i>                            | <i>Jan 2010 -- Dec 2010</i> |                              |                       | <i>Month-to-Date: December - 2010</i> |                              |                       |
|--|-----------------------------|------------------------------|-----------------------|---------------------------------------|------------------------------|-----------------------|
|  | <i>Weight<br/>(kg)</i>      | <i>FOB* Value<br/>(\$NZ)</i> | <i>Unit<br/>Value</i> | <i>Weight<br/>(kg)</i>                | <i>FOB* Value<br/>(\$NZ)</i> | <i>Unit<br/>Value</i> |
| <b>Romania</b>                         |                             |                              |                       |                                       |                              |                       |
| <b>Kahawai</b>                         |                             |                              |                       |                                       |                              |                       |
| <i>Finfish, Frozen Whole</i>           | 364,880                     | 306,123                      | 0.84                  | 81,000                                | 78,616                       | 0.97                  |
| <b>Total for Kahawai</b>               | <b>364,880</b>              | <b>306,123</b>               |                       | <b>81,000</b>                         | <b>78,616</b>                |                       |
| <b>Mackerel, Blue</b>                  |                             |                              |                       |                                       |                              |                       |
| <i>Finfish, Frozen Whole</i>           | 268,950                     | 289,285                      | 1.08                  |                                       |                              |                       |
| <b>Total for Mackerel, Blue</b>        | <b>268,950</b>              | <b>289,285</b>               |                       |                                       |                              |                       |
| <b>Southern Blue Whiting</b>           |                             |                              |                       |                                       |                              |                       |
| <i>Finfish, Frozen Other form</i>      | 62,100                      | 103,111                      | 1.66                  |                                       |                              |                       |
| <b>Total for Southern Blue Whiting</b> | <b>62,100</b>               | <b>103,111</b>               |                       |                                       |                              |                       |
| <b>Total for Romania</b>               | <b>695,930</b>              | <b>698,519</b>               |                       | <b>81,000</b>                         | <b>78,616</b>                |                       |



| <b>NETT</b>                               | <i>Jan 2010 -- Dec 2010</i> |                              |                       | <i>Month-to-Date: December - 2010</i> |                              |                       |
|---|-----------------------------|------------------------------|-----------------------|---------------------------------------|------------------------------|-----------------------|
|   | <i>Weight<br/>(kg)</i>      | <i>FOB* Value<br/>(\$NZ)</i> | <i>Unit<br/>Value</i> | <i>Weight<br/>(kg)</i>                | <i>FOB* Value<br/>(\$NZ)</i> | <i>Unit<br/>Value</i> |
| <b>Russia</b>                             |                             |                              |                       |                                       |                              |                       |
| <b>Barracouta</b>                         |                             |                              |                       |                                       |                              |                       |
| <i>Finfish, Frozen Other form</i>         | 15,100                      | 18,386                       | 1.22                  |                                       |                              |                       |
| <b>Total for Barracouta</b>               | <b>15,100</b>               | <b>18,386</b>                |                       |                                       |                              |                       |
| <b>Cod, Red</b>                           |                             |                              |                       |                                       |                              |                       |
| <i>Finfish, Frozen Fillets</i>            | 3,010                       | 13,168                       | 4.37                  |                                       |                              |                       |
| <i>Finfish, Frozen Headed and Guttred</i> | 495,393                     | 1,397,787                    | 2.82                  | 44,280                                | 128,582                      | 2.90                  |
| <i>Finfish, Frozen Other form</i>         | 66,533                      | 171,155                      | 2.57                  | 6,024                                 | 11,719                       | 1.95                  |
| <b>Total for Cod, Red</b>                 | <b>564,936</b>              | <b>1,582,110</b>             |                       | <b>50,304</b>                         | <b>140,301</b>               |                       |
| <b>Eels</b>                               |                             |                              |                       |                                       |                              |                       |
| <i>Finfish, Frozen Other form</i>         | 30,528                      | 290,166                      | 9.50                  |                                       |                              |                       |
| <i>Finfish, Frozen Whole</i>              | 15,616                      | 132,133                      | 8.46                  | 15,616                                | 132,133                      | 8.46                  |
| <b>Total for Eels</b>                     | <b>46,144</b>               | <b>422,299</b>               |                       | <b>15,616</b>                         | <b>132,133</b>               |                       |
| <b>Ghostshark</b>                         |                             |                              |                       |                                       |                              |                       |
| <i>Finfish, Frozen Headed and Guttred</i> | 82,016                      | 239,479                      | 2.92                  | 33,113                                | 101,852                      | 3.08                  |
| <b>Total for Ghostshark</b>               | <b>82,016</b>               | <b>239,479</b>               |                       | <b>33,113</b>                         | <b>101,852</b>               |                       |
| <b>Hoki</b>                               |                             |                              |                       |                                       |                              |                       |
| <i>Finfish, Frozen Headed and Guttred</i> | 124,066                     | 245,140                      | 1.98                  |                                       |                              |                       |
| <b>Total for Hoki</b>                     | <b>124,066</b>              | <b>245,140</b>               |                       |                                       |                              |                       |
| <b>John Dory</b>                          |                             |                              |                       |                                       |                              |                       |
| <i>Finfish, Frozen Fillets</i>            | 500                         | 13,448                       | 26.90                 |                                       |                              |                       |
| <b>Total for John Dory</b>                | <b>500</b>                  | <b>13,448</b>                |                       |                                       |                              |                       |
| <b>Kahawai</b>                            |                             |                              |                       |                                       |                              |                       |
| <i>Finfish, Frozen Whole</i>              | 30,940                      | 39,156                       | 1.27                  |                                       |                              |                       |
| <b>Total for Kahawai</b>                  | <b>30,940</b>               | <b>39,156</b>                |                       |                                       |                              |                       |
| <b>Ling</b>                               |                             |                              |                       |                                       |                              |                       |
| <i>Finfish, Frozen Other form</i>         | 20,142                      | 61,782                       | 3.07                  | 10,152                                | 33,543                       | 3.30                  |
| <b>Total for Ling</b>                     | <b>20,142</b>               | <b>61,782</b>                |                       | <b>10,152</b>                         | <b>33,543</b>                |                       |
| <b>Mackerel, Blue</b>                     |                             |                              |                       |                                       |                              |                       |
| <i>Finfish, Frozen Headed and Guttred</i> | 54,860                      | 132,811                      | 2.42                  |                                       |                              |                       |
| <i>Finfish, Frozen Other form</i>         | 1,217,397                   | 2,687,033                    | 2.21                  | 79,215                                | 169,160                      | 2.14                  |
| <i>Finfish, Frozen Whole</i>              | 81,000                      | 100,633                      | 1.24                  |                                       |                              |                       |
| <b>Total for Mackerel, Blue</b>           | <b>1,353,257</b>            | <b>2,920,477</b>             |                       | <b>79,215</b>                         | <b>169,160</b>               |                       |
| <b>Mackerel, Jack</b>                     |                             |                              |                       |                                       |                              |                       |
| <i>Finfish, Frozen Headed and Guttred</i> | 201,600                     | 374,588                      | 1.86                  |                                       |                              |                       |
| <i>Finfish, Frozen Other form</i>         | 841,360                     | 1,439,716                    | 1.71                  | 33,360                                | 56,744                       | 1.70                  |
| <b>Total for Mackerel, Jack</b>           | <b>1,042,960</b>            | <b>1,814,304</b>             |                       | <b>33,360</b>                         | <b>56,744</b>                |                       |
| <b>Mussels</b>                            |                             |                              |                       |                                       |                              |                       |
| <i>Mussels, HS Frozen</i>                 | 309,188                     | 1,357,285                    | 4.39                  | 44,692                                | 247,980                      | 5.55                  |
| <i>Mussels, Meat Frozen</i>               | 3,000                       | 18,349                       | 6.12                  | 3,000                                 | 18,349                       | 6.12                  |

| <b>NETT</b>                                | <b>Jan 2010 -- Dec 2010</b> |                              |                       | <b>Month-to-Date: December - 2010</b> |                              |                       |
|--|-----------------------------|------------------------------|-----------------------|---------------------------------------|------------------------------|-----------------------|
|  | <b>Weight<br/>(kg)</b>      | <b>FOB* Value<br/>(\$NZ)</b> | <b>Unit<br/>Value</b> | <b>Weight<br/>(kg)</b>                | <b>FOB* Value<br/>(\$NZ)</b> | <b>Unit<br/>Value</b> |
| <b>Russia</b>                              |                             |                              |                       |                                       |                              |                       |
| Total for Mussels                          | 312,188                     | 1,375,634                    |                       | 47,692                                | 266,329                      |                       |
| <b>Oreo Dory, Black</b>                    |                             |                              |                       |                                       |                              |                       |
| <i>Finfish, Frozen Headed and Guttled</i>  | 20,702                      | 49,105                       | 2.37                  |                                       |                              |                       |
| Total for Oreo Dory, Black                 | 20,702                      | 49,105                       |                       |                                       |                              |                       |
| <b>Oreo Dory, Other</b>                    |                             |                              |                       |                                       |                              |                       |
| <i>Finfish, Frozen Whole</i>               | 286,520                     | 376,007                      | 1.31                  | 5,020                                 | 6,904                        | 1.38                  |
| Total for Oreo Dory, Other                 | 286,520                     | 376,007                      |                       | 5,020                                 | 6,904                        |                       |
| <b>Other chilled finfish</b>               |                             |                              |                       |                                       |                              |                       |
| <i>Finfish, Chilled Headed and Guttled</i> | 51,608                      | 108,744                      | 2.11                  |                                       |                              |                       |
| Total for Other chilled finfish            | 51,608                      | 108,744                      |                       |                                       |                              |                       |
| <b>Other Dogfish/Shark</b>                 |                             |                              |                       |                                       |                              |                       |
| <i>Finfish, Frozen Other form</i>          | 250                         | 710                          | 2.84                  | 250                                   | 710                          | 2.84                  |
| Total for Other Dogfish/Shark              | 250                         | 710                          |                       | 250                                   | 710                          |                       |
| <b>Other frozen finfish</b>                |                             |                              |                       |                                       |                              |                       |
| <i>Finfish, Frozen Headed and Guttled</i>  | 121,162                     | 379,203                      | 3.13                  | 9,237                                 | 11,180                       | 1.21                  |
| <i>Finfish, Frozen Other form</i>          | 26,180                      | 50,817                       | 1.94                  |                                       |                              |                       |
| <i>Finfish, Frozen Whole</i>               | 76,991                      | 148,767                      | 1.93                  | 8,180                                 | 11,623                       | 1.42                  |
| Total for Other frozen finfish             | 224,333                     | 578,787                      |                       | 17,417                                | 22,803                       |                       |
| <b>Southern Blue Whiting</b>               |                             |                              |                       |                                       |                              |                       |
| <i>Finfish, Frozen Headed and Guttled</i>  | 17,280                      | 35,660                       | 2.06                  |                                       |                              |                       |
| <i>Finfish, Frozen Other form</i>          | 18,180                      | 31,700                       | 1.74                  |                                       |                              |                       |
| Total for Southern Blue Whiting            | 35,460                      | 67,360                       |                       |                                       |                              |                       |
| <b>Spiny Dogfish</b>                       |                             |                              |                       |                                       |                              |                       |
| <i>Finfish, Frozen Other form</i>          | 91,990                      | 357,787                      | 3.89                  | 13,280                                | 50,836                       | 3.83                  |
| Total for Spiny Dogfish                    | 91,990                      | 357,787                      |                       | 13,280                                | 50,836                       |                       |
| <b>Warehou, Blue</b>                       |                             |                              |                       |                                       |                              |                       |
| <i>Finfish, Frozen Other form</i>          | 1,004                       | 2,436                        | 2.43                  |                                       |                              |                       |
| Total for Warehou, Blue                    | 1,004                       | 2,436                        |                       |                                       |                              |                       |
| <b>Warehou, Silver</b>                     |                             |                              |                       |                                       |                              |                       |
| <i>Finfish, Frozen Headed and Guttled</i>  | 207,264                     | 735,930                      | 3.55                  | 13,210                                | 43,309                       | 3.28                  |
| <i>Finfish, Frozen Other form</i>          | 391,839                     | 1,327,583                    | 3.39                  | 49,166                                | 161,218                      | 3.28                  |
| Total for Warehou, Silver                  | 599,103                     | 2,063,513                    |                       | 62,376                                | 204,527                      |                       |
| Total for Russia                           | 4,903,219                   | 12,336,664                   |                       | 367,795                               | 1,185,842                    |                       |

| <b>NETT</b>                                     | <b>Jan 2010 -- Dec 2010</b> |                              |                       | <b>Month-to-Date: December - 2010</b> |                              |                       |
|---|-----------------------------|------------------------------|-----------------------|---------------------------------------|------------------------------|-----------------------|
|   | <b>Weight<br/>(kg)</b>      | <b>FOB* Value<br/>(\$NZ)</b> | <b>Unit<br/>Value</b> | <b>Weight<br/>(kg)</b>                | <b>FOB* Value<br/>(\$NZ)</b> | <b>Unit<br/>Value</b> |
| <b>Samoa</b>                                    |                             |                              |                       |                                       |                              |                       |
| <b>Anchovies</b>                                |                             |                              |                       |                                       |                              |                       |
| <i>Finfish, Processed Smoked, Dried, Salte</i>  | 10                          | 155                          | 15.50                 | 10                                    | 155                          | 15.50                 |
| <b>Total for Anchovies</b>                      | <b>10</b>                   | <b>155</b>                   |                       | <b>10</b>                             | <b>155</b>                   |                       |
| <b>Crab</b>                                     |                             |                              |                       |                                       |                              |                       |
| <i>Other Crustacea, Canned or otherwise p</i>   | 10                          | 64                           | 6.40                  |                                       |                              |                       |
| <i>Other Crustacea, Live, Chilled or Frozen</i> | 1,722                       | 11,769                       | 6.83                  |                                       |                              |                       |
| <b>Total for Crab</b>                           | <b>1,732</b>                | <b>11,833</b>                |                       |                                       |                              |                       |
| <b>Crustaceans</b>                              |                             |                              |                       |                                       |                              |                       |
| <i>Other Crustacea, Canned or otherwise p</i>   | 221                         | 2,289                        | 10.36                 | 36                                    | 481                          | 13.36                 |
| <i>Other Crustacea, Live, Chilled or Frozen</i> | 10                          | 50                           | 5.00                  |                                       |                              |                       |
| <b>Total for Crustaceans</b>                    | <b>231</b>                  | <b>2,339</b>                 |                       | <b>36</b>                             | <b>481</b>                   |                       |
| <b>Cuttle fish</b>                              |                             |                              |                       |                                       |                              |                       |
| <i>Other Molluscs, Live, Chilled or Frozen</i>  | 20                          | 244                          | 12.20                 |                                       |                              |                       |
| <b>Total for Cuttle fish</b>                    | <b>20</b>                   | <b>244</b>                   |                       |                                       |                              |                       |
| <b>Fish cakes</b>                               |                             |                              |                       |                                       |                              |                       |
| <i>Finfish, Processed Other</i>                 | 4,733                       | 12,351                       | 2.61                  | 106                                   | 244                          | 2.30                  |
| <b>Total for Fish cakes</b>                     | <b>4,733</b>                | <b>12,351</b>                |                       | <b>106</b>                            | <b>244</b>                   |                       |
| <b>Fish fingers</b>                             |                             |                              |                       |                                       |                              |                       |
| <i>Finfish, Processed Other</i>                 | 50                          | 520                          | 10.40                 |                                       |                              |                       |
| <b>Total for Fish fingers</b>                   | <b>50</b>                   | <b>520</b>                   |                       |                                       |                              |                       |
| <b>Flounder</b>                                 |                             |                              |                       |                                       |                              |                       |
| <i>Finfish, Frozen Whole</i>                    | 2,810                       | 18,869                       | 6.71                  |                                       |                              |                       |
| <b>Total for Flounder</b>                       | <b>2,810</b>                | <b>18,869</b>                |                       |                                       |                              |                       |
| <b>KahBarrTuna pack other</b>                   |                             |                              |                       |                                       |                              |                       |
| <i>Finfish, Processed Packed</i>                | 210                         | 1,506                        | 7.17                  |                                       |                              |                       |
| <b>Total for KahBarrTuna pack oth</b>           | <b>210</b>                  | <b>1,506</b>                 |                       |                                       |                              |                       |
| <b>Mackerel</b>                                 |                             |                              |                       |                                       |                              |                       |
| <i>Finfish, Processed Cans or Jars, Whole o</i> | 500                         | 3,618                        | 7.24                  |                                       |                              |                       |
| <b>Total for Mackerel</b>                       | <b>500</b>                  | <b>3,618</b>                 |                       |                                       |                              |                       |
| <b>Mussels</b>                                  |                             |                              |                       |                                       |                              |                       |
| <i>Mussels, HS Frozen</i>                       | 7,105                       | 41,674                       | 5.87                  | 14                                    | 110                          | 7.86                  |
| <i>Mussels, Live</i>                            | 10                          | 50                           | 5.00                  |                                       |                              |                       |
| <i>Mussels, Meat Chilled/Frsh</i>               | 100                         | 800                          | 8.00                  |                                       |                              |                       |
| <i>Mussels, Meat Frozen</i>                     | 1,470                       | 10,638                       | 7.24                  |                                       |                              |                       |
| <i>Mussels, not Live/Chilled</i>                | 10                          | 954                          | 95.40                 |                                       |                              |                       |
| <i>Mussels, Pre'ed/Marinated</i>                | 5                           | 76                           | 15.20                 |                                       |                              |                       |
| <b>Total for Mussels</b>                        | <b>8,700</b>                | <b>54,192</b>                |                       | <b>14</b>                             | <b>110</b>                   |                       |
| <b>Octopus</b>                                  |                             |                              |                       |                                       |                              |                       |
| <i>Other Molluscs, Live, Chilled or Frozen</i>  | 65                          | 493                          | 7.58                  | 11                                    | 83                           | 7.55                  |

| <b>NETT</b>                              | <b>Jan 2010 -- Dec 2010</b> |                              |                       | <b>Month-to-Date: December - 2010</b> |                              |                       |
|--|-----------------------------|------------------------------|-----------------------|---------------------------------------|------------------------------|-----------------------|
|  | <b>Weight<br/>(kg)</b>      | <b>FOB* Value<br/>(\$NZ)</b> | <b>Unit<br/>Value</b> | <b>Weight<br/>(kg)</b>                | <b>FOB* Value<br/>(\$NZ)</b> | <b>Unit<br/>Value</b> |
| <b>Samoa</b>                             |                             |                              |                       |                                       |                              |                       |
| Total for Octopus                        | 65                          | 493                          |                       | 11                                    | 83                           |                       |
| <b>Other can, jar</b>                    |                             |                              |                       |                                       |                              |                       |
| Other,                                   | 31                          | 693                          | 22.35                 |                                       |                              |                       |
| Total for Other can, jar                 | 31                          | 693                          |                       |                                       |                              |                       |
| <b>Other Molluscs</b>                    |                             |                              |                       |                                       |                              |                       |
| Other Molluscs, Canned or otherwise pr   | 5,220                       | 25,006                       | 4.79                  |                                       |                              |                       |
| Total for Other Molluscs                 | 5,220                       | 25,006                       |                       |                                       |                              |                       |
| <b>Other preparations</b>                |                             |                              |                       |                                       |                              |                       |
| Other,                                   | 754                         | 5,168                        | 6.85                  |                                       |                              |                       |
| Total for Other preparations             | 754                         | 5,168                        |                       |                                       |                              |                       |
| <b>Oysters</b>                           |                             |                              |                       |                                       |                              |                       |
| Oysters, Chilled or Frozen               | 1,111                       | 9,208                        | 8.29                  | 60                                    | 521                          | 8.68                  |
| Total for Oysters                        | 1,111                       | 9,208                        |                       | 60                                    | 521                          |                       |
| <b>Salmon</b>                            |                             |                              |                       |                                       |                              |                       |
| Finfish, Processed Cans or Jars, Whole o | 212                         | 4,478                        | 21.12                 |                                       |                              |                       |
| Finfish, Processed Other                 | 50                          | 1,357                        | 27.14                 |                                       |                              |                       |
| Total for Salmon                         | 262                         | 5,835                        |                       |                                       |                              |                       |
| <b>Salmon, Other</b>                     |                             |                              |                       |                                       |                              |                       |
| Finfish, Frozen Headed and Guttled       | 104                         | 1,921                        | 18.47                 |                                       |                              |                       |
| Finfish, Frozen Whole                    | 350                         | 4,024                        | 11.50                 |                                       |                              |                       |
| Total for Salmon, Other                  | 454                         | 5,945                        |                       |                                       |                              |                       |
| <b>Salmon, Pacific</b>                   |                             |                              |                       |                                       |                              |                       |
| Finfish, Chilled Headed and Guttled      | 76                          | 2,277                        | 29.96                 | 22                                    | 810                          | 36.82                 |
| Finfish, Processed Smoked                | 610                         | 4,295                        | 7.04                  |                                       |                              |                       |
| Total for Salmon, Pacific                | 686                         | 6,572                        |                       | 22                                    | 810                          |                       |
| <b>Salmon, Sockeye</b>                   |                             |                              |                       |                                       |                              |                       |
| Finfish, Frozen Other form               | 1,182                       | 32,364                       | 27.38                 |                                       |                              |                       |
| Total for Salmon, Sockeye                | 1,182                       | 32,364                       |                       |                                       |                              |                       |
| <b>Salmonidae</b>                        |                             |                              |                       |                                       |                              |                       |
| Finfish, Chilled Fillets                 | 15                          | 100                          | 6.67                  |                                       |                              |                       |
| Finfish, Frozen Fillets                  | 80                          | 3,794                        | 47.43                 |                                       |                              |                       |
| Total for Salmonidae                     | 95                          | 3,894                        |                       |                                       |                              |                       |
| <b>Scallops</b>                          |                             |                              |                       |                                       |                              |                       |
| Other Molluscs, Canned or otherwise pr   | 132                         | 3,022                        | 22.89                 |                                       |                              |                       |
| Other Molluscs, Live, Chilled or Frozen  | 980                         | 7,634                        | 7.79                  | 23                                    | 366                          | 15.91                 |
| Total for Scallops                       | 1,112                       | 10,656                       |                       | 23                                    | 366                          |                       |
| <b>Shrimps &amp; Prawns</b>              |                             |                              |                       |                                       |                              |                       |
| Other Crustacea, Canned or otherwise p   | 1,560                       | 18,228                       | 11.68                 |                                       |                              |                       |
| Other Crustacea, Live, Chilled or Frozen | 13,074                      | 200,971                      | 15.37                 | 796                                   | 9,472                        | 11.90                 |

| <b>NETT</b>                                     | <b>Jan 2010 -- Dec 2010</b> |                              |                       | <b>Month-to-Date: December - 2010</b> |                              |                       |
|---|-----------------------------|------------------------------|-----------------------|---------------------------------------|------------------------------|-----------------------|
|   | <b>Weight<br/>(kg)</b>      | <b>FOB* Value<br/>(\$NZ)</b> | <b>Unit<br/>Value</b> | <b>Weight<br/>(kg)</b>                | <b>FOB* Value<br/>(\$NZ)</b> | <b>Unit<br/>Value</b> |
| <b>Samoa</b>                                    |                             |                              |                       |                                       |                              |                       |
| Total for Shrimps & Prawns                      | 14,634                      | 219,199                      |                       | 796                                   | 9,472                        |                       |
| <b>Squid</b>                                    |                             |                              |                       |                                       |                              |                       |
| <i>Squid, Frozen Other Form</i>                 | 280                         | 2,168                        | 7.74                  |                                       |                              |                       |
| <i>Squid, Frozen Tubes/Steaks</i>               | 1,651                       | 9,463                        | 5.73                  |                                       |                              |                       |
| Total for Squid                                 | 1,931                       | 11,631                       |                       |                                       |                              |                       |
| <b>Surimi, Other species</b>                    |                             |                              |                       |                                       |                              |                       |
| <i>Finfish, Surimi Other</i>                    | 6,810                       | 32,844                       | 4.82                  |                                       |                              |                       |
| Total for Surimi, Other species                 | 6,810                       | 32,844                       |                       |                                       |                              |                       |
| <b>Tuna, Yellowfin</b>                          |                             |                              |                       |                                       |                              |                       |
| <i>Finfish, Processed Cans or Jars, Whole o</i> | 1,144                       | 14,066                       | 12.30                 | 149                                   | 1,909                        | 12.81                 |
| Total for Tuna, Yellowfin                       | 1,144                       | 14,066                       |                       | 149                                   | 1,909                        |                       |
| <b>Whitebait</b>                                |                             |                              |                       |                                       |                              |                       |
| <i>Finfish, Frozen Whole</i>                    | 35                          | 368                          | 10.51                 |                                       |                              |                       |
| Total for Whitebait                             | 35                          | 368                          |                       |                                       |                              |                       |
| Total for Samoa                                 | 54,522                      | 489,569                      |                       | 1,227                                 | 14,151                       |                       |

| <b>NETT</b>                                    | <b>Jan 2010 -- Dec 2010</b> |                              |                       | <b>Month-to-Date: December - 2010</b> |                              |                       |
|--|-----------------------------|------------------------------|-----------------------|---------------------------------------|------------------------------|-----------------------|
|  | <b>Weight<br/>(kg)</b>      | <b>FOB* Value<br/>(\$NZ)</b> | <b>Unit<br/>Value</b> | <b>Weight<br/>(kg)</b>                | <b>FOB* Value<br/>(\$NZ)</b> | <b>Unit<br/>Value</b> |
| <b>Saudi Arabia</b>                            |                             |                              |                       |                                       |                              |                       |
| <b>Fish prod unfit for human</b>               |                             |                              |                       |                                       |                              |                       |
| <i>Finfish, Processed Other</i>                | 150                         | 1,000                        | 6.67                  |                                       |                              |                       |
| <b>Total for Fish prod unfit for hum</b>       | <b>150</b>                  | <b>1,000</b>                 |                       |                                       |                              |                       |
| <b>Mackerel, Blue</b>                          |                             |                              |                       |                                       |                              |                       |
| <i>Finfish, Frozen Whole</i>                   | 7,975                       | 8,642                        | 1.08                  |                                       |                              |                       |
| <b>Total for Mackerel, Blue</b>                | <b>7,975</b>                | <b>8,642</b>                 |                       |                                       |                              |                       |
| <b>Mussels</b>                                 |                             |                              |                       |                                       |                              |                       |
| <i>Mussels, HS Frozen</i>                      | 33,020                      | 152,735                      | 4.63                  | 4,992                                 | 26,200                       | 5.25                  |
| <i>Mussels, Meat Frozen</i>                    | 3,012                       | 20,362                       | 6.76                  |                                       |                              |                       |
| <b>Total for Mussels</b>                       | <b>36,032</b>               | <b>173,097</b>               |                       | <b>4,992</b>                          | <b>26,200</b>                |                       |
| <b>Scallops</b>                                |                             |                              |                       |                                       |                              |                       |
| <i>Other Molluscs, Live, Chilled or Frozen</i> | 300                         | 7,313                        | 24.38                 |                                       |                              |                       |
| <b>Total for Scallops</b>                      | <b>300</b>                  | <b>7,313</b>                 |                       |                                       |                              |                       |
| <b>Trevally</b>                                |                             |                              |                       |                                       |                              |                       |
| <i>Finfish, Frozen Whole</i>                   | 479,060                     | 1,024,296                    | 2.14                  | 12,410                                | 25,530                       | 2.06                  |
| <b>Total for Trevally</b>                      | <b>479,060</b>              | <b>1,024,296</b>             |                       | <b>12,410</b>                         | <b>25,530</b>                |                       |
| <b>Total for Saudi Arabia</b>                  | <b>523,517</b>              | <b>1,214,348</b>             |                       | <b>17,402</b>                         | <b>51,730</b>                |                       |

| <i>NETT</i>                             | <i>Jan 2010 -- Dec 2010</i> |                              |                       | <i>Month-to-Date: December - 2010</i> |                              |                       |
|---|-----------------------------|------------------------------|-----------------------|---------------------------------------|------------------------------|-----------------------|
|   | <i>Weight<br/>(kg)</i>      | <i>FOB* Value<br/>(\$NZ)</i> | <i>Unit<br/>Value</i> | <i>Weight<br/>(kg)</i>                | <i>FOB* Value<br/>(\$NZ)</i> | <i>Unit<br/>Value</i> |
| <b>Seychelles</b>                       |                             |                              |                       |                                       |                              |                       |
| <b>Tuna, Albacore/Longfinned</b>        |                             |                              |                       |                                       |                              |                       |
| <i>Finfish, Frozen Whole</i>            | 15,078                      | 41,766                       | 2.77                  |                                       |                              |                       |
| <b>Total for Tuna, Albacore/Longfin</b> | 15,078                      | 41,766                       |                       |                                       |                              |                       |
| <b>Total for Seychelles</b>             | 15,078                      | 41,766                       |                       |                                       |                              |                       |

| <b>NETT</b>                                    | <b>Jan 2010 -- Dec 2010</b> |                              |                       | <b>Month-to-Date: December - 2010</b> |                              |                       |
|--|-----------------------------|------------------------------|-----------------------|---------------------------------------|------------------------------|-----------------------|
|  | <b>Weight<br/>(kg)</b>      | <b>FOB* Value<br/>(\$NZ)</b> | <b>Unit<br/>Value</b> | <b>Weight<br/>(kg)</b>                | <b>FOB* Value<br/>(\$NZ)</b> | <b>Unit<br/>Value</b> |
| <b>Singapore</b>                               |                             |                              |                       |                                       |                              |                       |
| <b>Alfonsino</b>                               |                             |                              |                       |                                       |                              |                       |
| <i>Finfish, Frozen Whole</i>                   | 8,440                       | 21,133                       | 2.50                  |                                       |                              |                       |
| <b>Total for Alfonsino</b>                     | <b>8,440</b>                | <b>21,133</b>                |                       |                                       |                              |                       |
| <b>Antarctic Toothfish</b>                     |                             |                              |                       |                                       |                              |                       |
| <i>Finfish, Frozen Headed and Guttled</i>      | 8,244                       | 175,352                      | 21.27                 |                                       |                              |                       |
| <i>Finfish, Frozen Other form</i>              | 9,507                       | 221,251                      | 23.27                 |                                       |                              |                       |
| <b>Total for Antarctic Toothfish</b>           | <b>17,751</b>               | <b>396,603</b>               |                       |                                       |                              |                       |
| <b>Bluenose</b>                                |                             |                              |                       |                                       |                              |                       |
| <i>Finfish, Chilled Fillets</i>                | 10                          | 171                          | 17.10                 |                                       |                              |                       |
| <i>Finfish, Chilled Headed and Guttled</i>     | 237                         | 4,232                        | 17.86                 | 41                                    | 770                          | 18.78                 |
| <i>Finfish, Chilled Whole</i>                  | 165                         | 2,341                        | 14.19                 | 16                                    | 195                          | 12.19                 |
| <b>Total for Bluenose</b>                      | <b>412</b>                  | <b>6,744</b>                 |                       | <b>57</b>                             | <b>965</b>                   |                       |
| <b>Cockles</b>                                 |                             |                              |                       |                                       |                              |                       |
| <i>Other Molluscs, Live, Chilled or Frozen</i> | 60                          | 463                          | 7.72                  | 60                                    | 463                          | 7.72                  |
| <b>Total for Cockles</b>                       | <b>60</b>                   | <b>463</b>                   |                       | <b>60</b>                             | <b>463</b>                   |                       |
| <b>Cod</b>                                     |                             |                              |                       |                                       |                              |                       |
| <i>Finfish, Chilled Other form</i>             | 10                          | 103                          | 10.30                 | 10                                    | 103                          | 10.30                 |
| <b>Total for Cod</b>                           | <b>10</b>                   | <b>103</b>                   |                       | <b>10</b>                             | <b>103</b>                   |                       |
| <b>Cod, Blue</b>                               |                             |                              |                       |                                       |                              |                       |
| <i>Finfish, Frozen Fillets</i>                 | 11                          | 159                          | 14.45                 |                                       |                              |                       |
| <i>Finfish, Frozen Whole</i>                   | 10                          | 150                          | 15.00                 |                                       |                              |                       |
| <b>Total for Cod, Blue</b>                     | <b>21</b>                   | <b>309</b>                   |                       |                                       |                              |                       |
| <b>Cod, Red</b>                                |                             |                              |                       |                                       |                              |                       |
| <i>Finfish, Frozen Fillets</i>                 | 120                         | 1,064                        | 8.87                  |                                       |                              |                       |
| <i>Finfish, Frozen Headed and Guttled</i>      | 16,584                      | 40,515                       | 2.44                  |                                       |                              |                       |
| <b>Total for Cod, Red</b>                      | <b>16,704</b>               | <b>41,579</b>                |                       |                                       |                              |                       |
| <b>Crustn, Molluscs extract</b>                |                             |                              |                       |                                       |                              |                       |
| <i>Other Crustacea, Canned or otherwise p</i>  | 42                          | 2,200                        | 52.38                 |                                       |                              |                       |
| <b>Total for Crustn, Molluscs extra</b>        | <b>42</b>                   | <b>2,200</b>                 |                       |                                       |                              |                       |
| <b>Elephant Fish</b>                           |                             |                              |                       |                                       |                              |                       |
| <i>Finfish, Frozen Other form</i>              | 2,780                       | 89,800                       | 32.30                 | 600                                   | 13,800                       | 23.00                 |
| <b>Total for Elephant Fish</b>                 | <b>2,780</b>                | <b>89,800</b>                |                       | <b>600</b>                            | <b>13,800</b>                |                       |
| <b>Finfish, other fish meat</b>                |                             |                              |                       |                                       |                              |                       |
| <i>Finfish, Processed Other</i>                | 190                         | 2,060                        | 10.84                 |                                       |                              |                       |
| <b>Total for Finfish, other fish meat</b>      | <b>190</b>                  | <b>2,060</b>                 |                       |                                       |                              |                       |
| <b>Fish fingers</b>                            |                             |                              |                       |                                       |                              |                       |
| <i>Finfish, Processed Other</i>                | 2,640                       | 9,960                        | 3.77                  |                                       |                              |                       |
| <b>Total for Fish fingers</b>                  | <b>2,640</b>                | <b>9,960</b>                 |                       |                                       |                              |                       |



| <b>NETT</b> | <b>Jan 2010 -- Dec 2010</b> |                        |                       | <b>Month-to-Date: December - 2010</b> |                        |                       |
|-------------|-----------------------------|------------------------|-----------------------|---------------------------------------|------------------------|-----------------------|
|             | <b>Weight<br/>(kg)</b>      | <b>FOB*<br/>(\$NZ)</b> | <b>Value<br/>Unit</b> | <b>Weight<br/>(kg)</b>                | <b>FOB*<br/>(\$NZ)</b> | <b>Value<br/>Unit</b> |

## Singapore

### Fish prod unfit for human

|  |               |                |      |               |               |      |
|--|---------------|----------------|------|---------------|---------------|------|
| <i>Finfish, Processed Other</i>          | 37,852        | 215,094        | 5.68 | 21,600        | 49,663        | 2.30 |
| <b>Total for Fish prod unfit for hum</b> | <b>37,852</b> | <b>215,094</b> |      | <b>21,600</b> | <b>49,663</b> |      |

### Flounder

|                               |            |              |       |           |            |       |
|-------------------------------|------------|--------------|-------|-----------|------------|-------|
| <i>Finfish, Chilled Whole</i> | 206        | 2,612        | 12.68 | 11        | 142        | 12.91 |
| <b>Total for Flounder</b>     | <b>206</b> | <b>2,612</b> |       | <b>11</b> | <b>142</b> |       |

### Ghostshark

|                                   |              |               |       |            |              |       |
|-----------------------------------|--------------|---------------|-------|------------|--------------|-------|
| <i>Finfish, Frozen Other form</i> | 1,440        | 21,320        | 14.81 | 580        | 9,280        | 16.00 |
| <b>Total for Ghostshark</b>       | <b>1,440</b> | <b>21,320</b> |       | <b>580</b> | <b>9,280</b> |       |

### Groper

|  |              |               |       |            |              |       |
|--|--------------|---------------|-------|------------|--------------|-------|
| <i>Finfish, Chilled Fillets</i>            | 42           | 1,126         | 26.81 | 9          | 270          | 30.00 |
| <i>Finfish, Chilled Headed and Guttled</i> | 684          | 13,645        | 19.95 | 76         | 1,562        | 20.55 |
| <i>Finfish, Chilled Other form</i>         | 42           | 598           | 14.24 | 13         | 172          | 13.23 |
| <i>Finfish, Chilled Whole</i>              | 995          | 12,290        | 12.35 | 60         | 703          | 11.72 |
| <b>Total for Groper</b>                    | <b>1,763</b> | <b>27,659</b> |       | <b>158</b> | <b>2,707</b> |       |

### Gurnard

|                                 |              |               |       |            |              |       |
|---------------------------------|--------------|---------------|-------|------------|--------------|-------|
| <i>Finfish, Chilled Fillets</i> | 2            | 44            | 22.00 |            |              |       |
| <i>Finfish, Chilled Whole</i>   | 1,343        | 12,593        | 9.38  | 111        | 1,116        | 10.05 |
| <b>Total for Gurnard</b>        | <b>1,345</b> | <b>12,637</b> |       | <b>111</b> | <b>1,116</b> |       |

### Hake

|                                |            |              |       |  |  |  |
|--------------------------------|------------|--------------|-------|--|--|--|
| <i>Finfish, Frozen Fillets</i> | 612        | 7,271        | 11.88 |  |  |  |
| <b>Total for Hake</b>          | <b>612</b> | <b>7,271</b> |       |  |  |  |

### Hoki

|                                 |               |                |      |  |  |  |
|---------------------------------|---------------|----------------|------|--|--|--|
| <i>Finfish, Chilled Fillets</i> | 10            | 77             | 7.70 |  |  |  |
| <i>Finfish, Frozen Fillets</i>  | 18,126        | 127,601        | 7.04 |  |  |  |
| <b>Total for Hoki</b>           | <b>18,136</b> | <b>127,678</b> |      |  |  |  |

### John Dory

|                                    |              |               |       |            |               |       |
|------------------------------------|--------------|---------------|-------|------------|---------------|-------|
| <i>Finfish, Chilled Other form</i> | 64           | 832           | 13.00 | 36         | 460           | 12.78 |
| <i>Finfish, Chilled Whole</i>      | 4,824        | 73,590        | 15.25 | 746        | 10,322        | 13.84 |
| <b>Total for John Dory</b>         | <b>4,888</b> | <b>74,422</b> |       | <b>782</b> | <b>10,782</b> |       |

### Juices of meat

|                                 |            |              |      |  |  |  |
|---------------------------------|------------|--------------|------|--|--|--|
| <i>Other,</i>                   | 500        | 4,500        | 9.00 |  |  |  |
| <b>Total for Juices of meat</b> | <b>500</b> | <b>4,500</b> |      |  |  |  |

### KahBarrTuna pack other

|                                       |           |           |      |  |  |  |
|---------------------------------------|-----------|-----------|------|--|--|--|
| <i>Finfish, Processed Packed</i>      | 15        | 71        | 4.73 |  |  |  |
| <b>Total for KahBarrTuna pack oth</b> | <b>15</b> | <b>71</b> |      |  |  |  |

### Kingfish, Yellowtail

|                                 |     |       |       |    |     |       |
|---------------------------------|-----|-------|-------|----|-----|-------|
| <i>Finfish, Chilled Fillets</i> | 4   | 96    | 24.00 |    |     |       |
| <i>Finfish, Chilled Whole</i>   | 116 | 1,297 | 11.18 | 21 | 247 | 11.76 |

| <b>NETT</b>                              | <b>Jan 2010 -- Dec 2010</b> |                        |                       | <b>Month-to-Date: December - 2010</b> |                        |                       |
|--|-----------------------------|------------------------|-----------------------|---------------------------------------|------------------------|-----------------------|
|  | <b>Weight<br/>(kg)</b>      | <b>FOB*<br/>(\$NZ)</b> | <b>Value<br/>Unit</b> | <b>Weight<br/>(kg)</b>                | <b>FOB*<br/>(\$NZ)</b> | <b>Value<br/>Unit</b> |
| <b>Singapore</b>                         |                             |                        |                       |                                       |                        |                       |
| Total for Kingfish, Yellowtail           | 120                         | 1,393                  |                       | 21                                    | 247                    |                       |
| <b>Ling</b>                              |                             |                        |                       |                                       |                        |                       |
| Finfish, Chilled Fillets                 | 411                         | 5,330                  | 12.97                 |                                       |                        |                       |
| Finfish, Frozen Fillets                  | 8,022                       | 73,269                 | 9.13                  |                                       |                        |                       |
| Finfish, Frozen Other form               | 5,870                       | 13,596                 | 2.32                  |                                       |                        |                       |
| Finfish, Frozen Whole                    | 13                          | 153                    | 11.77                 |                                       |                        |                       |
| <b>Total for Ling</b>                    | <b>14,316</b>               | <b>92,348</b>          |                       |                                       |                        |                       |
| <b>Mackerel</b>                          |                             |                        |                       |                                       |                        |                       |
| Finfish, Processed Cans or Jars, Whole o | 1                           | 37                     | 37.00                 |                                       |                        |                       |
| Finfish, Processed Smoked                | 702                         | 14,712                 | 20.96                 | 20                                    | 551                    | 27.55                 |
| <b>Total for Mackerel</b>                | <b>703</b>                  | <b>14,749</b>          |                       | <b>20</b>                             | <b>551</b>             |                       |
| <b>Monkfish</b>                          |                             |                        |                       |                                       |                        |                       |
| Finfish, Chilled Fillets                 | 222                         | 4,040                  | 18.20                 |                                       |                        |                       |
| Finfish, Frozen Fillets                  | 1,650                       | 23,610                 | 14.31                 |                                       |                        |                       |
| <b>Total for Monkfish</b>                | <b>1,872</b>                | <b>27,650</b>          |                       |                                       |                        |                       |
| <b>Monkfish (Stargazer)</b>              |                             |                        |                       |                                       |                        |                       |
| Finfish, Chilled Headed and Guttled      | 225                         | 2,238                  | 9.95                  | 200                                   | 1,988                  | 9.94                  |
| Finfish, Frozen Headed and Guttled       | 300                         | 3,346                  | 11.15                 |                                       |                        |                       |
| <b>Total for Monkfish (Stargazer)</b>    | <b>525</b>                  | <b>5,584</b>           |                       | <b>200</b>                            | <b>1,988</b>           |                       |
| <b>Mussels</b>                           |                             |                        |                       |                                       |                        |                       |
| Mussels, Freeze-dried pwd                | 14                          | 2,242                  | 160.14                |                                       |                        |                       |
| Mussels, HS Fresh/Chld                   | 901                         | 6,150                  | 6.83                  |                                       |                        |                       |
| Mussels, HS Frozen                       | 361,985                     | 1,786,138              | 4.93                  | 69,113                                | 396,406                | 5.74                  |
| Mussels, Live                            | 9,124                       | 49,717                 | 5.45                  | 725                                   | 3,365                  | 4.64                  |
| Mussels, Meat Frozen                     | 37,403                      | 242,784                | 6.49                  | 15,653                                | 99,407                 | 6.35                  |
| Mussels, not Live/Chilled                | 76                          | 2,514                  | 33.08                 |                                       |                        |                       |
| Mussels, Pre'ed/Marinated                | 357                         | 11,207                 | 31.39                 |                                       |                        |                       |
| Mussels, Smoked                          | 207                         | 6,642                  | 32.09                 | 77                                    | 2,541                  | 33.00                 |
| Mussels, Whole Chilled                   | 5,077                       | 28,011                 | 5.52                  | 496                                   | 3,867                  | 7.80                  |
| Mussels, Whole Frozen                    | 173                         | 528                    | 3.05                  |                                       |                        |                       |
| <b>Total for Mussels</b>                 | <b>415,317</b>              | <b>2,135,933</b>       |                       | <b>86,064</b>                         | <b>505,586</b>         |                       |
| <b>Octopus</b>                           |                             |                        |                       |                                       |                        |                       |
| Other Molluscs, Live, Chilled or Frozen  | 30                          | 284                    | 9.47                  |                                       |                        |                       |
| <b>Total for Octopus</b>                 | <b>30</b>                   | <b>284</b>             |                       |                                       |                        |                       |
| <b>Orange Roughy</b>                     |                             |                        |                       |                                       |                        |                       |
| Finfish, Chilled Fillets                 | 368                         | 9,073                  | 24.65                 | 64                                    | 1,716                  | 26.81                 |
| Finfish, Frozen Fillets                  | 30                          | 588                    | 19.60                 |                                       |                        |                       |
| Finfish, Frozen Whole                    | 16                          | 485                    | 30.31                 |                                       |                        |                       |
| <b>Total for Orange Roughy</b>           | <b>414</b>                  | <b>10,146</b>          |                       | <b>64</b>                             | <b>1,716</b>           |                       |
| <b>Other can, jar</b>                    |                             |                        |                       |                                       |                        |                       |
| Other,                                   | 2                           | 81                     | 40.50                 |                                       |                        |                       |
| <b>Total for Other can, jar</b>          | <b>2</b>                    | <b>81</b>              |                       |                                       |                        |                       |

| <b>NETT</b>                                    | <b>Jan 2010 -- Dec 2010</b> |                        |                                 | <b>Month-to-Date: December - 2010</b> |                        |                                 |
|--|-----------------------------|------------------------|---------------------------------|---------------------------------------|------------------------|---------------------------------|
|  | <b>Weight<br/>(kg)</b>      | <b>FOB*<br/>(\$NZ)</b> | <b>Value<br/>Unit<br/>Value</b> | <b>Weight<br/>(kg)</b>                | <b>FOB*<br/>(\$NZ)</b> | <b>Value<br/>Unit<br/>Value</b> |
| <b>Singapore</b>                               |                             |                        |                                 |                                       |                        |                                 |
| <b>Other chilled fillets</b>                   |                             |                        |                                 |                                       |                        |                                 |
| <i>Finfish, Chilled Fillets</i>                | 307                         | 3,335                  | 10.86                           | 272                                   | 3,059                  | 11.25                           |
| <b>Total for Other chilled fillets</b>         | <b>307</b>                  | <b>3,335</b>           |                                 | <b>272</b>                            | <b>3,059</b>           |                                 |
| <b>Other chilled finfish</b>                   |                             |                        |                                 |                                       |                        |                                 |
| <i>Finfish, Chilled Headed and Guttled</i>     | 743                         | 8,386                  | 11.29                           | 25                                    | 268                    | 10.72                           |
| <i>Finfish, Chilled Other form</i>             | 197                         | 2,209                  | 11.21                           | 66                                    | 775                    | 11.74                           |
| <i>Finfish, Chilled Whole</i>                  | 2,254                       | 27,812                 | 12.34                           | 225                                   | 2,962                  | 13.16                           |
| <b>Total for Other chilled finfish</b>         | <b>3,194</b>                | <b>38,407</b>          |                                 | <b>316</b>                            | <b>4,005</b>           |                                 |
| <b>Other clams chilled</b>                     |                             |                        |                                 |                                       |                        |                                 |
| <i>Other Molluscs, Live, Chilled or Frozen</i> | 3,958                       | 39,144                 | 9.89                            | 325                                   | 1,509                  | 4.64                            |
| <b>Total for Other clams chilled</b>           | <b>3,958</b>                | <b>39,144</b>          |                                 | <b>325</b>                            | <b>1,509</b>           |                                 |
| <b>Other clams frozen</b>                      |                             |                        |                                 |                                       |                        |                                 |
| <i>Other Molluscs, Live, Chilled or Frozen</i> | 1,120                       | 9,616                  | 8.59                            |                                       |                        |                                 |
| <b>Total for Other clams frozen</b>            | <b>1,120</b>                | <b>9,616</b>           |                                 |                                       |                        |                                 |
| <b>Other Crawfish, frozen</b>                  |                             |                        |                                 |                                       |                        |                                 |
| <i>Other,</i>                                  | 72                          | 6,457                  | 89.68                           |                                       |                        |                                 |
| <b>Total for Other Crawfish, frozen</b>        | <b>72</b>                   | <b>6,457</b>           |                                 |                                       |                        |                                 |
| <b>Other Dogfish/Shark</b>                     |                             |                        |                                 |                                       |                        |                                 |
| <i>Finfish, Frozen Other form</i>              | 1,560                       | 21,765                 | 13.95                           | 495                                   | 7,920                  | 16.00                           |
| <b>Total for Other Dogfish/Shark</b>           | <b>1,560</b>                | <b>21,765</b>          |                                 | <b>495</b>                            | <b>7,920</b>           |                                 |
| <b>Other dried excl smoked</b>                 |                             |                        |                                 |                                       |                        |                                 |
| <i>Other,</i>                                  | 2,609                       | 479,449                | 183.77                          | 664                                   | 113,877                | 171.50                          |
| <b>Total for Other dried excl smoke</b>        | <b>2,609</b>                | <b>479,449</b>         |                                 | <b>664</b>                            | <b>113,877</b>         |                                 |
| <b>Other Fish Packed</b>                       |                             |                        |                                 |                                       |                        |                                 |
| <i>Other,</i>                                  | 8,268                       | 93,154                 | 11.27                           | 389                                   | 4,504                  | 11.58                           |
| <b>Total for Other Fish Packed</b>             | <b>8,268</b>                | <b>93,154</b>          |                                 | <b>389</b>                            | <b>4,504</b>           |                                 |
| <b>Other Flatfish</b>                          |                             |                        |                                 |                                       |                        |                                 |
| <i>Finfish, Chilled Headed and Guttled</i>     | 10                          | 110                    | 11.00                           |                                       |                        |                                 |
| <b>Total for Other Flatfish</b>                | <b>10</b>                   | <b>110</b>             |                                 |                                       |                        |                                 |
| <b>Other frozen fillets</b>                    |                             |                        |                                 |                                       |                        |                                 |
| <i>Finfish, Frozen Fillets</i>                 | 143                         | 5,094                  | 35.62                           |                                       |                        |                                 |
| <b>Total for Other frozen fillets</b>          | <b>143</b>                  | <b>5,094</b>           |                                 |                                       |                        |                                 |
| <b>Other frozen finfish</b>                    |                             |                        |                                 |                                       |                        |                                 |
| <i>Finfish, Frozen Other form</i>              | 860                         | 1,182                  | 1.37                            |                                       |                        |                                 |
| <i>Finfish, Frozen Whole</i>                   | 113,750                     | 327,597                | 2.88                            |                                       |                        |                                 |
| <b>Total for Other frozen finfish</b>          | <b>114,610</b>              | <b>328,779</b>         |                                 |                                       |                        |                                 |
| <b>Other invertebrate</b>                      |                             |                        |                                 |                                       |                        |                                 |
| <i>Other Molluscs, Live, Chilled or Frozen</i> | 7,193                       | 272,175                | 37.84                           |                                       |                        |                                 |

| <b>NETT</b>                              | <b>Jan 2010 -- Dec 2010</b> |                              |                       | <b>Month-to-Date: December - 2010</b> |                              |                       |
|--|-----------------------------|------------------------------|-----------------------|---------------------------------------|------------------------------|-----------------------|
|  | <b>Weight<br/>(kg)</b>      | <b>FOB* Value<br/>(\$NZ)</b> | <b>Unit<br/>Value</b> | <b>Weight<br/>(kg)</b>                | <b>FOB* Value<br/>(\$NZ)</b> | <b>Unit<br/>Value</b> |
| <b>Singapore</b>                         |                             |                              |                       |                                       |                              |                       |
| Total for Other invertebrate             | 7,193                       | 272,175                      |                       |                                       |                              |                       |
| <b>Other Molluscs</b>                    |                             |                              |                       |                                       |                              |                       |
| Other Molluscs, Canned or otherwise pr   | 9,300                       | 44,648                       | 4.80                  | 400                                   | 2,006                        | 5.02                  |
| Other Molluscs, Live, Chilled or Frozen  | 13,160                      | 123,673                      | 9.40                  | 1,000                                 | 16,099                       | 16.10                 |
| <b>Total for Other Molluscs</b>          | <b>22,460</b>               | <b>168,321</b>               |                       | <b>1,400</b>                          | <b>18,105</b>                |                       |
| <b>Other preparations</b>                |                             |                              |                       |                                       |                              |                       |
| Other,                                   | 55,179                      | 274,267                      | 4.97                  | 8,322                                 | 40,736                       | 4.89                  |
| <b>Total for Other preparations</b>      | <b>55,179</b>               | <b>274,267</b>               |                       | <b>8,322</b>                          | <b>40,736</b>                |                       |
| <b>Oysters</b>                           |                             |                              |                       |                                       |                              |                       |
| Oysters, Chilled or Frozen               | 81,820                      | 690,893                      | 8.44                  | 302                                   | 3,357                        | 11.12                 |
| <b>Total for Oysters</b>                 | <b>81,820</b>               | <b>690,893</b>               |                       | <b>302</b>                            | <b>3,357</b>                 |                       |
| <b>Patagonian Toothfish</b>              |                             |                              |                       |                                       |                              |                       |
| Finfish, Frozen Other form               | 214,462                     | 5,340,292                    | 24.90                 |                                       |                              |                       |
| <b>Total for Patagonian Toothfish</b>    | <b>214,462</b>              | <b>5,340,292</b>             |                       |                                       |                              |                       |
| <b>Paua</b>                              |                             |                              |                       |                                       |                              |                       |
| Other Molluscs, Canned or otherwise pr   | 438,273                     | 22,202,564                   | 50.66                 | 115,155                               | 6,285,905                    | 54.59                 |
| Other Molluscs, Live, Chilled or Frozen  | 117                         | 7,825                        | 66.88                 |                                       |                              |                       |
| Other Molluscs, Not Live/Chilled/Frozen  | 45,066                      | 2,057,664                    | 45.66                 | 1,177                                 | 66,908                       | 56.85                 |
| <b>Total for Paua</b>                    | <b>483,456</b>              | <b>24,268,053</b>            |                       | <b>116,332</b>                        | <b>6,352,813</b>             |                       |
| <b>Rock Lobster</b>                      |                             |                              |                       |                                       |                              |                       |
| Rock Lobster, Chilled Live               | 21,932                      | 1,738,271                    | 79.26                 | 312                                   | 27,379                       | 87.75                 |
| Rock Lobster, Frozen Other form          | 40                          | 1,590                        | 39.75                 |                                       |                              |                       |
| Rock Lobster, Frozen Whole               | 216                         | 8,614                        | 39.88                 |                                       |                              |                       |
| <b>Total for Rock Lobster</b>            | <b>22,188</b>               | <b>1,748,475</b>             |                       | <b>312</b>                            | <b>27,379</b>                |                       |
| <b>Salmon</b>                            |                             |                              |                       |                                       |                              |                       |
| Finfish, Processed Cans or Jars, Minced  | 287                         | 17,445                       | 60.78                 | 43                                    | 4,037                        | 93.88                 |
| Finfish, Processed Cans or Jars, Whole o | 1                           | 153                          | 153.00                | 1                                     | 153                          | 153.00                |
| Finfish, Processed Other                 | 46                          | 2,700                        | 58.70                 |                                       |                              |                       |
| <b>Total for Salmon</b>                  | <b>334</b>                  | <b>20,298</b>                |                       | <b>44</b>                             | <b>4,190</b>                 |                       |
| <b>Salmon, Other</b>                     |                             |                              |                       |                                       |                              |                       |
| Finfish, Frozen Headed and Guttled       | 26,872                      | 290,893                      | 10.83                 |                                       |                              |                       |
| Finfish, Frozen Other form               | 11,584                      | 150,722                      | 13.01                 |                                       |                              |                       |
| <b>Total for Salmon, Other</b>           | <b>38,456</b>               | <b>441,615</b>               |                       |                                       |                              |                       |
| <b>Salmon, Pacific</b>                   |                             |                              |                       |                                       |                              |                       |
| Finfish, Chilled Headed and Guttled      | 2,767                       | 34,926                       | 12.62                 |                                       |                              |                       |
| Finfish, Chilled Other form              | 1,669                       | 24,415                       | 14.63                 | 17                                    | 633                          | 37.24                 |
| Finfish, Chilled Whole                   | 28,057                      | 399,994                      | 14.26                 | 1,808                                 | 26,706                       | 14.77                 |
| Finfish, Processed Smoked                | 9,324                       | 456,101                      | 48.92                 | 1,353                                 | 59,267                       | 43.80                 |
| <b>Total for Salmon, Pacific</b>         | <b>41,817</b>               | <b>915,436</b>               |                       | <b>3,178</b>                          | <b>86,606</b>                |                       |
| <b>Salmonidae</b>                        |                             |                              |                       |                                       |                              |                       |

| <b>NETT</b>                                     | <b>Jan 2010 -- Dec 2010</b> |                              |                       | <b>Month-to-Date: December - 2010</b> |                              |                       |
|---|-----------------------------|------------------------------|-----------------------|---------------------------------------|------------------------------|-----------------------|
|   | <b>Weight<br/>(kg)</b>      | <b>FOB* Value<br/>(\$NZ)</b> | <b>Unit<br/>Value</b> | <b>Weight<br/>(kg)</b>                | <b>FOB* Value<br/>(\$NZ)</b> | <b>Unit<br/>Value</b> |
| <b>Singapore</b>                                |                             |                              |                       |                                       |                              |                       |
| <i>Finfish, Chilled Fillets</i>                 | 644                         | 14,460                       | 22.45                 | 74                                    | 1,703                        | 23.01                 |
| <i>Finfish, Frozen Fillets</i>                  | 118                         | 2,482                        | 21.03                 |                                       |                              |                       |
| <b>Total for Salmonidae</b>                     | <b>762</b>                  | <b>16,942</b>                |                       | <b>74</b>                             | <b>1,703</b>                 |                       |
| <b>Scallops</b>                                 |                             |                              |                       |                                       |                              |                       |
| <i>Other Molluscs, Live, Chilled or Frozen</i>  | 282                         | 3,988                        | 14.14                 | 20                                    | 558                          | 27.90                 |
| <b>Total for Scallops</b>                       | <b>282</b>                  | <b>3,988</b>                 |                       | <b>20</b>                             | <b>558</b>                   |                       |
| <b>School shark</b>                             |                             |                              |                       |                                       |                              |                       |
| <i>Finfish, Frozen Other form</i>               | 12,205                      | 663,425                      | 54.36                 | 4,355                                 | 239,525                      | 55.00                 |
| <b>Total for School shark</b>                   | <b>12,205</b>               | <b>663,425</b>               |                       | <b>4,355</b>                          | <b>239,525</b>               |                       |
| <b>Sea Bass</b>                                 |                             |                              |                       |                                       |                              |                       |
| <i>Finfish, Frozen Whole</i>                    | 13                          | 219                          | 16.85                 |                                       |                              |                       |
| <b>Total for Sea Bass</b>                       | <b>13</b>                   | <b>219</b>                   |                       |                                       |                              |                       |
| <b>Shrimps &amp; Prawns</b>                     |                             |                              |                       |                                       |                              |                       |
| <i>Other Crustacea, Live, Chilled or Frozen</i> | 1,946                       | 95,418                       | 49.03                 | 300                                   | 15,517                       | 51.72                 |
| <b>Total for Shrimps &amp; Prawns</b>           | <b>1,946</b>                | <b>95,418</b>                |                       | <b>300</b>                            | <b>15,517</b>                |                       |
| <b>Skate</b>                                    |                             |                              |                       |                                       |                              |                       |
| <i>Finfish, Frozen Fillets</i>                  | 6,497                       | 11,608                       | 1.79                  |                                       |                              |                       |
| <b>Total for Skate</b>                          | <b>6,497</b>                | <b>11,608</b>                |                       |                                       |                              |                       |
| <b>Snapper</b>                                  |                             |                              |                       |                                       |                              |                       |
| <i>Finfish, Chilled Fillets</i>                 | 65                          | 1,800                        | 27.69                 | 10                                    | 285                          | 28.50                 |
| <i>Finfish, Chilled Other form</i>              | 53                          | 683                          | 12.89                 | 29                                    | 370                          | 12.76                 |
| <i>Finfish, Chilled Whole</i>                   | 4,751                       | 62,180                       | 13.09                 | 488                                   | 6,773                        | 13.88                 |
| <b>Total for Snapper</b>                        | <b>4,869</b>                | <b>64,663</b>                |                       | <b>527</b>                            | <b>7,428</b>                 |                       |
| <b>Sole, Lemon</b>                              |                             |                              |                       |                                       |                              |                       |
| <i>Finfish, Chilled Fillets</i>                 | 40                          | 554                          | 13.85                 | 30                                    | 417                          | 13.90                 |
| <i>Finfish, Chilled Headed and Guttled</i>      | 6                           | 42                           | 7.00                  | 6                                     | 42                           | 7.00                  |
| <i>Finfish, Chilled Whole</i>                   | 10                          | 135                          | 13.50                 |                                       |                              |                       |
| <i>Finfish, Frozen Fillets</i>                  | 800                         | 9,858                        | 12.32                 |                                       |                              |                       |
| <i>Finfish, Frozen Whole</i>                    | 1,940                       | 19,788                       | 10.20                 | 500                                   | 5,606                        | 11.21                 |
| <b>Total for Sole, Lemon</b>                    | <b>2,796</b>                | <b>30,377</b>                |                       | <b>536</b>                            | <b>6,065</b>                 |                       |
| <b>Southern Blue Whiting</b>                    |                             |                              |                       |                                       |                              |                       |
| <i>Finfish, Frozen Fillets</i>                  | 160                         | 1,009                        | 6.31                  |                                       |                              |                       |
| <b>Total for Southern Blue Whiting</b>          | <b>160</b>                  | <b>1,009</b>                 |                       |                                       |                              |                       |
| <b>Spiny Dogfish</b>                            |                             |                              |                       |                                       |                              |                       |
| <i>Finfish, Frozen Other form</i>               | 8,830                       | 148,270                      | 16.79                 | 3,495                                 | 62,910                       | 18.00                 |
| <b>Total for Spiny Dogfish</b>                  | <b>8,830</b>                | <b>148,270</b>               |                       | <b>3,495</b>                          | <b>62,910</b>                |                       |
| <b>Spotted Dogfish ( Rig )</b>                  |                             |                              |                       |                                       |                              |                       |
| <i>Finfish, Frozen Other form</i>               | 5,595                       | 136,505                      | 24.40                 | 2,225                                 | 55,625                       | 25.00                 |
| <b>Total for Spotted Dogfish ( Rig )</b>        | <b>5,595</b>                | <b>136,505</b>               |                       | <b>2,225</b>                          | <b>55,625</b>                |                       |

| <b>NETT</b>                                    | <b>Jan 2010 -- Dec 2010</b> |                              |                       | <b>Month-to-Date: December - 2010</b> |                              |                       |
|--|-----------------------------|------------------------------|-----------------------|---------------------------------------|------------------------------|-----------------------|
|  | <b>Weight<br/>(kg)</b>      | <b>FOB* Value<br/>(\$NZ)</b> | <b>Unit<br/>Value</b> | <b>Weight<br/>(kg)</b>                | <b>FOB* Value<br/>(\$NZ)</b> | <b>Unit<br/>Value</b> |
| <b>Singapore</b>                               |                             |                              |                       |                                       |                              |                       |
| <b>Squid</b>                                   |                             |                              |                       |                                       |                              |                       |
| <i>Squid, Frozen Other Form</i>                | 20                          | 335                          | 16.75                 |                                       |                              |                       |
| <i>Squid, Frz Heads&amp;Tentacles</i>          | 4,188                       | 22,675                       | 5.41                  | 1,560                                 | 6,802                        | 4.36                  |
| <b>Total for Squid</b>                         | <b>4,208</b>                | <b>23,010</b>                |                       | <b>1,560</b>                          | <b>6,802</b>                 |                       |
| <b>Swordfish</b>                               |                             |                              |                       |                                       |                              |                       |
| <i>Finfish, Chilled Headed and Guttred</i>     | 630                         | 10,074                       | 15.99                 |                                       |                              |                       |
| <b>Total for Swordfish</b>                     | <b>630</b>                  | <b>10,074</b>                |                       |                                       |                              |                       |
| <b>Tarakihi</b>                                |                             |                              |                       |                                       |                              |                       |
| <i>Finfish, Chilled Fillets</i>                | 59                          | 1,006                        | 17.05                 | 9                                     | 50                           | 5.56                  |
| <i>Finfish, Chilled Headed and Guttred</i>     | 12                          | 61                           | 5.08                  |                                       |                              |                       |
| <i>Finfish, Chilled Whole</i>                  | 1,121                       | 12,215                       | 10.90                 | 165                                   | 1,587                        | 9.62                  |
| <b>Total for Tarakihi</b>                      | <b>1,192</b>                | <b>13,282</b>                |                       | <b>174</b>                            | <b>1,637</b>                 |                       |
| <b>Trevally</b>                                |                             |                              |                       |                                       |                              |                       |
| <i>Finfish, Chilled Whole</i>                  | 176                         | 1,715                        | 9.74                  | 11                                    | 100                          | 9.09                  |
| <b>Total for Trevally</b>                      | <b>176</b>                  | <b>1,715</b>                 |                       | <b>11</b>                             | <b>100</b>                   |                       |
| <b>Tuatua</b>                                  |                             |                              |                       |                                       |                              |                       |
| <i>Other Molluscs, Live, Chilled or Frozen</i> | 10                          | 7                            | 0.70                  | 10                                    | 7                            | 0.70                  |
| <b>Total for Tuatua</b>                        | <b>10</b>                   | <b>7</b>                     |                       | <b>10</b>                             | <b>7</b>                     |                       |
| <b>Tuna, Bigeye</b>                            |                             |                              |                       |                                       |                              |                       |
| <i>Finfish, Chilled Headed and Guttred</i>     | 14                          | 350                          | 25.00                 | 14                                    | 350                          | 25.00                 |
| <b>Total for Tuna, Bigeye</b>                  | <b>14</b>                   | <b>350</b>                   |                       | <b>14</b>                             | <b>350</b>                   |                       |
| <b>Warehou, Blue</b>                           |                             |                              |                       |                                       |                              |                       |
| <i>Finfish, Frozen Fillets</i>                 | 10                          | 97                           | 9.70                  |                                       |                              |                       |
| <b>Total for Warehou, Blue</b>                 | <b>10</b>                   | <b>97</b>                    |                       |                                       |                              |                       |
| <b>Total for Singapore</b>                     | <b>1,702,517</b>            | <b>39,738,480</b>            |                       | <b>255,990</b>                        | <b>7,665,396</b>             |                       |

| <i>NETT</i>                       | <i>Jan 2010 -- Dec 2010</i> |                        |                                 | <i>Month-to-Date: December - 2010</i> |                        |                                 |
|-----------------------------------|-----------------------------|------------------------|---------------------------------|---------------------------------------|------------------------|---------------------------------|
|                                   | <i>Weight<br/>(kg)</i>      | <i>FOB*<br/>(\$NZ)</i> | <i>Value<br/>Unit<br/>Value</i> | <i>Weight<br/>(kg)</i>                | <i>FOB*<br/>(\$NZ)</i> | <i>Value<br/>Unit<br/>Value</i> |
| <b>Slovenia</b>                   |                             |                        |                                 |                                       |                        |                                 |
| <b>Mackerel, Blue</b>             |                             |                        |                                 |                                       |                        |                                 |
| <i>Finfish, Frozen Other form</i> | 34,150                      | 60,398                 | 1.77                            |                                       |                        |                                 |
| <b>Total for Mackerel, Blue</b>   | <b>34,150</b>               | <b>60,398</b>          |                                 |                                       |                        |                                 |
| <b>Total for Slovenia</b>         | <b>34,150</b>               | <b>60,398</b>          |                                 |                                       |                        |                                 |

| <b>NETT</b>                                     | <b>Jan 2010 -- Dec 2010</b> |                              |                       | <b>Month-to-Date: December - 2010</b> |                              |                       |
|---|-----------------------------|------------------------------|-----------------------|---------------------------------------|------------------------------|-----------------------|
|   | <b>Weight<br/>(kg)</b>      | <b>FOB* Value<br/>(\$NZ)</b> | <b>Unit<br/>Value</b> | <b>Weight<br/>(kg)</b>                | <b>FOB* Value<br/>(\$NZ)</b> | <b>Unit<br/>Value</b> |
| <b>Solomon Islands</b>                          |                             |                              |                       |                                       |                              |                       |
| <b>Crab</b>                                     |                             |                              |                       |                                       |                              |                       |
| <i>Other Crustacea, Canned or otherwise p</i>   | 535                         | 3,546                        | 6.63                  | 60                                    | 510                          | 8.50                  |
| <b>Total for Crab</b>                           | <b>535</b>                  | <b>3,546</b>                 |                       | <b>60</b>                             | <b>510</b>                   |                       |
| <b>Fish fingers</b>                             |                             |                              |                       |                                       |                              |                       |
| <i>Finfish, Processed Other</i>                 | 502                         | 3,297                        | 6.57                  |                                       |                              |                       |
| <b>Total for Fish fingers</b>                   | <b>502</b>                  | <b>3,297</b>                 |                       |                                       |                              |                       |
| <b>Hoki</b>                                     |                             |                              |                       |                                       |                              |                       |
| <i>Finfish, Frozen Fillets</i>                  | 100                         | 864                          | 8.64                  |                                       |                              |                       |
| <b>Total for Hoki</b>                           | <b>100</b>                  | <b>864</b>                   |                       |                                       |                              |                       |
| <b>Mussels</b>                                  |                             |                              |                       |                                       |                              |                       |
| <i>Mussels, HS Frozen</i>                       | 480                         | 3,244                        | 6.76                  |                                       |                              |                       |
| <i>Mussels, Meat Frozen</i>                     | 250                         | 2,100                        | 8.40                  |                                       |                              |                       |
| <b>Total for Mussels</b>                        | <b>730</b>                  | <b>5,344</b>                 |                       |                                       |                              |                       |
| <b>Other dried excl smoked</b>                  |                             |                              |                       |                                       |                              |                       |
| <i>Other,</i>                                   | 47                          | 999                          | 21.26                 |                                       |                              |                       |
| <b>Total for Other dried excl smoke</b>         | <b>47</b>                   | <b>999</b>                   |                       |                                       |                              |                       |
| <b>Other preparations</b>                       |                             |                              |                       |                                       |                              |                       |
| <i>Other,</i>                                   | 368                         | 6,911                        | 18.78                 |                                       |                              |                       |
| <b>Total for Other preparations</b>             | <b>368</b>                  | <b>6,911</b>                 |                       |                                       |                              |                       |
| <b>Oysters</b>                                  |                             |                              |                       |                                       |                              |                       |
| <i>Oysters, Chilled or Frozen</i>               | 50                          | 475                          | 9.50                  |                                       |                              |                       |
| <b>Total for Oysters</b>                        | <b>50</b>                   | <b>475</b>                   |                       |                                       |                              |                       |
| <b>Prepared dinners</b>                         |                             |                              |                       |                                       |                              |                       |
| <i>Other,</i>                                   | 410                         | 2,347                        | 5.72                  |                                       |                              |                       |
| <b>Total for Prepared dinners</b>               | <b>410</b>                  | <b>2,347</b>                 |                       |                                       |                              |                       |
| <b>Scallops</b>                                 |                             |                              |                       |                                       |                              |                       |
| <i>Other Molluscs, Live, Chilled or Frozen</i>  | 75                          | 570                          | 7.60                  |                                       |                              |                       |
| <b>Total for Scallops</b>                       | <b>75</b>                   | <b>570</b>                   |                       |                                       |                              |                       |
| <b>Shrimps &amp; Prawns</b>                     |                             |                              |                       |                                       |                              |                       |
| <i>Other Crustacea, Live, Chilled or Frozen</i> | 4,290                       | 78,792                       | 18.37                 | 1,050                                 | 18,196                       | 17.33                 |
| <b>Total for Shrimps &amp; Prawns</b>           | <b>4,290</b>                | <b>78,792</b>                |                       | <b>1,050</b>                          | <b>18,196</b>                |                       |
| <b>Squid</b>                                    |                             |                              |                       |                                       |                              |                       |
| <i>Squid, Frozen Tubes/Steaks</i>               | 400                         | 3,526                        | 8.82                  | 250                                   | 1,981                        | 7.92                  |
| <b>Total for Squid</b>                          | <b>400</b>                  | <b>3,526</b>                 |                       | <b>250</b>                            | <b>1,981</b>                 |                       |
| <b>Total for Solomon Islands</b>                | <b>7,507</b>                | <b>106,671</b>               |                       | <b>1,360</b>                          | <b>20,687</b>                |                       |



| <b>NETT</b>                                    | <b>Jan 2010 -- Dec 2010</b> |                                  |                       | <b>Month-to-Date: December - 2010</b> |                                  |                       |
|--|-----------------------------|----------------------------------|-----------------------|---------------------------------------|----------------------------------|-----------------------|
|  | <b>Weight<br/>(kg)</b>      | <b>FOB*<br/>Value<br/>(\$NZ)</b> | <b>Unit<br/>Value</b> | <b>Weight<br/>(kg)</b>                | <b>FOB*<br/>Value<br/>(\$NZ)</b> | <b>Unit<br/>Value</b> |
| <b>South Africa</b>                            |                             |                                  |                       |                                       |                                  |                       |
| <b>Barracouta</b>                              |                             |                                  |                       |                                       |                                  |                       |
| <i>Finfish, Frozen Fillets</i>                 | 43,200                      | 100,975                          | 2.34                  |                                       |                                  |                       |
| <i>Finfish, Frozen Headed and Guttled</i>      | 6,536,196                   | 9,455,081                        | 1.45                  | 228,980                               | 298,265                          | 1.30                  |
| <i>Finfish, Frozen Other form</i>              | 914,486                     | 1,241,346                        | 1.36                  | 114,300                               | 135,469                          | 1.19                  |
| <i>Finfish, Frozen Whole</i>                   | 272,658                     | 345,837                          | 1.27                  | 38,640                                | 49,082                           | 1.27                  |
| <b>Total for Barracouta</b>                    | <b>7,766,540</b>            | <b>11,143,239</b>                |                       | <b>381,920</b>                        | <b>482,816</b>                   |                       |
| <b>Fish cakes</b>                              |                             |                                  |                       |                                       |                                  |                       |
| <i>Finfish, Processed Other</i>                | 10,110                      | 37,584                           | 3.72                  |                                       |                                  |                       |
| <b>Total for Fish cakes</b>                    | <b>10,110</b>               | <b>37,584</b>                    |                       |                                       |                                  |                       |
| <b>Fish Flours,meals,pellets</b>               |                             |                                  |                       |                                       |                                  |                       |
| <i>Finfish, Processed Flours,meals,pellets</i> | 80                          | 6,219                            | 77.74                 |                                       |                                  |                       |
| <b>Total for Fish Flours,meals,pelle</b>       | <b>80</b>                   | <b>6,219</b>                     |                       |                                       |                                  |                       |
| <b>Kahawai</b>                                 |                             |                                  |                       |                                       |                                  |                       |
| <i>Finfish, Frozen Whole</i>                   | 42,000                      | 39,176                           | 0.93                  |                                       |                                  |                       |
| <b>Total for Kahawai</b>                       | <b>42,000</b>               | <b>39,176</b>                    |                       |                                       |                                  |                       |
| <b>Ling</b>                                    |                             |                                  |                       |                                       |                                  |                       |
| <i>Finfish, Frozen Fillets</i>                 | 13,770                      | 74,283                           | 5.39                  |                                       |                                  |                       |
| <i>Finfish, Frozen Headed and Guttled</i>      | 73,945                      | 372,271                          | 5.03                  | 5,664                                 | 27,918                           | 4.93                  |
| <i>Finfish, Frozen Other form</i>              | 15,432                      | 70,485                           | 4.57                  | 15,432                                | 70,485                           | 4.57                  |
| <i>Finfish, Frozen Whole</i>                   | 38,592                      | 208,944                          | 5.41                  | 38,592                                | 208,944                          | 5.41                  |
| <b>Total for Ling</b>                          | <b>141,739</b>              | <b>725,983</b>                   |                       | <b>59,688</b>                         | <b>307,347</b>                   |                       |
| <b>Mackerel, Blue</b>                          |                             |                                  |                       |                                       |                                  |                       |
| <i>Finfish, Frozen Whole</i>                   | 176,725                     | 192,745                          | 1.09                  |                                       |                                  |                       |
| <b>Total for Mackerel, Blue</b>                | <b>176,725</b>              | <b>192,745</b>                   |                       |                                       |                                  |                       |
| <b>Mackerel, Jack</b>                          |                             |                                  |                       |                                       |                                  |                       |
| <i>Finfish, Frozen Headed and Guttled</i>      | 187,880                     | 305,377                          | 1.63                  |                                       |                                  |                       |
| <i>Finfish, Frozen Other form</i>              | 219,300                     | 356,640                          | 1.63                  | 57,000                                | 100,329                          | 1.76                  |
| <i>Finfish, Frozen Whole</i>                   | 175,370                     | 211,208                          | 1.20                  |                                       |                                  |                       |
| <b>Total for Mackerel, Jack</b>                | <b>582,550</b>              | <b>873,225</b>                   |                       | <b>57,000</b>                         | <b>100,329</b>                   |                       |
| <b>Mussels</b>                                 |                             |                                  |                       |                                       |                                  |                       |
| <i>Mussels, Freeze-dried pwd</i>               | 400                         | 25,496                           | 63.74                 |                                       |                                  |                       |
| <i>Mussels, HS Frozen</i>                      | 360,141                     | 1,305,620                        | 3.63                  |                                       |                                  |                       |
| <i>Mussels, Whole Frozen</i>                   | 13,268                      | 62,718                           | 4.73                  |                                       |                                  |                       |
| <b>Total for Mussels</b>                       | <b>373,809</b>              | <b>1,393,834</b>                 |                       |                                       |                                  |                       |
| <b>Oreo Dory, Black</b>                        |                             |                                  |                       |                                       |                                  |                       |
| <i>Finfish, Frozen Other form</i>              | 26,086                      | 27,841                           | 1.07                  |                                       |                                  |                       |
| <b>Total for Oreo Dory, Black</b>              | <b>26,086</b>               | <b>27,841</b>                    |                       |                                       |                                  |                       |
| <b>Oreo Dory, Other</b>                        |                             |                                  |                       |                                       |                                  |                       |
| <i>Finfish, Frozen Other form</i>              | 7,786                       | 8,170                            | 1.05                  |                                       |                                  |                       |
| <b>Total for Oreo Dory, Other</b>              | <b>7,786</b>                | <b>8,170</b>                     |                       |                                       |                                  |                       |

| <b>NETT</b>                               | <b>Jan 2010 -- Dec 2010</b> |                              |                       | <b>Month-to-Date: December - 2010</b> |                              |                       |
|---|-----------------------------|------------------------------|-----------------------|---------------------------------------|------------------------------|-----------------------|
|   | <b>Weight<br/>(kg)</b>      | <b>FOB* Value<br/>(\$NZ)</b> | <b>Unit<br/>Value</b> | <b>Weight<br/>(kg)</b>                | <b>FOB* Value<br/>(\$NZ)</b> | <b>Unit<br/>Value</b> |
| <b>South Africa</b>                       |                             |                              |                       |                                       |                              |                       |
| <b>Other preparations</b>                 |                             |                              |                       |                                       |                              |                       |
| <i>Other,</i>                             | 12,492                      | 49,474                       | 3.96                  |                                       |                              |                       |
| <b>Total for Other preparations</b>       | <b>12,492</b>               | <b>49,474</b>                |                       |                                       |                              |                       |
| <b>Salmon, Other</b>                      |                             |                              |                       |                                       |                              |                       |
| <i>Finfish, Frozen Other form</i>         | 20,857                      | 122,013                      | 5.85                  |                                       |                              |                       |
| <b>Total for Salmon, Other</b>            | <b>20,857</b>               | <b>122,013</b>               |                       |                                       |                              |                       |
| <b>Southern Blue Whiting</b>              |                             |                              |                       |                                       |                              |                       |
| <i>Finfish, Frozen Headed and Guttled</i> | 317,570                     | 470,421                      | 1.48                  | 97,000                                | 140,977                      | 1.45                  |
| <i>Finfish, Frozen Other form</i>         | 139,209                     | 210,242                      | 1.51                  | 40,500                                | 60,980                       | 1.51                  |
| <b>Total for Southern Blue Whiting</b>    | <b>456,779</b>              | <b>680,663</b>               |                       | <b>137,500</b>                        | <b>201,957</b>               |                       |
| <b>Squid</b>                              |                             |                              |                       |                                       |                              |                       |
| <i>Squid, Frozen Whole</i>                | 30,000                      | 113,592                      | 3.79                  |                                       |                              |                       |
| <b>Total for Squid</b>                    | <b>30,000</b>               | <b>113,592</b>               |                       |                                       |                              |                       |
| <b>Warehou, Blue</b>                      |                             |                              |                       |                                       |                              |                       |
| <i>Finfish, Frozen Headed and Guttled</i> | 13,251                      | 39,205                       | 2.96                  |                                       |                              |                       |
| <i>Finfish, Frozen Other form</i>         | 90,447                      | 262,960                      | 2.91                  |                                       |                              |                       |
| <b>Total for Warehou, Blue</b>            | <b>103,698</b>              | <b>302,165</b>               |                       |                                       |                              |                       |
| <b>Total for South Africa</b>             | <b>9,751,251</b>            | <b>15,715,923</b>            |                       | <b>636,108</b>                        | <b>1,092,449</b>             |                       |

| <b>NETT</b>                                    | <b>Jan 2010 -- Dec 2010</b> |                              |                       | <b>Month-to-Date: December - 2010</b> |                              |                       |
|--|-----------------------------|------------------------------|-----------------------|---------------------------------------|------------------------------|-----------------------|
|  | <b>Weight<br/>(kg)</b>      | <b>FOB* Value<br/>(\$NZ)</b> | <b>Unit<br/>Value</b> | <b>Weight<br/>(kg)</b>                | <b>FOB* Value<br/>(\$NZ)</b> | <b>Unit<br/>Value</b> |
| <b>Spain</b>                                   |                             |                              |                       |                                       |                              |                       |
| <b>Barracouta</b>                              |                             |                              |                       |                                       |                              |                       |
| <i>Finfish, Frozen Headed and Guttled</i>      | 46,872                      | 68,221                       | 1.46                  |                                       |                              |                       |
| <i>Finfish, Frozen Other form</i>              | 6,768                       | 10,221                       | 1.51                  |                                       |                              |                       |
| <b>Total for Barracouta</b>                    | <b>53,640</b>               | <b>78,442</b>                |                       |                                       |                              |                       |
| <b>Cockles</b>                                 |                             |                              |                       |                                       |                              |                       |
| <i>Other Molluscs, Live, Chilled or Frozen</i> | 490                         | 4,017                        | 8.20                  |                                       |                              |                       |
| <b>Total for Cockles</b>                       | <b>490</b>                  | <b>4,017</b>                 |                       |                                       |                              |                       |
| <b>Finfish, minced blocks</b>                  |                             |                              |                       |                                       |                              |                       |
| <i>Finfish, Processed Other</i>                | 61,200                      | 106,842                      | 1.75                  |                                       |                              |                       |
| <b>Total for Finfish, minced blocks</b>        | <b>61,200</b>               | <b>106,842</b>               |                       |                                       |                              |                       |
| <b>Fish fingers</b>                            |                             |                              |                       |                                       |                              |                       |
| <i>Finfish, Processed Other</i>                | 1,200                       | 5,552                        | 4.63                  |                                       |                              |                       |
| <b>Total for Fish fingers</b>                  | <b>1,200</b>                | <b>5,552</b>                 |                       |                                       |                              |                       |
| <b>Groper</b>                                  |                             |                              |                       |                                       |                              |                       |
| <i>Finfish, Chilled Headed and Guttled</i>     | 284                         | 3,406                        | 11.99                 |                                       |                              |                       |
| <i>Finfish, Chilled Whole</i>                  | 1,847                       | 19,353                       | 10.48                 | 201                                   | 2,416                        | 12.02                 |
| <b>Total for Groper</b>                        | <b>2,131</b>                | <b>22,759</b>                |                       | <b>201</b>                            | <b>2,416</b>                 |                       |
| <b>Hake</b>                                    |                             |                              |                       |                                       |                              |                       |
| <i>Finfish, Frozen Fillets</i>                 | 75,434                      | 582,545                      | 7.72                  | 18,360                                | 115,742                      | 6.30                  |
| <i>Finfish, Frozen Headed and Guttled</i>      | 1,365,567                   | 6,005,802                    | 4.40                  | 49,824                                | 205,108                      | 4.12                  |
| <i>Finfish, Frozen Other form</i>              | 666,477                     | 2,869,472                    | 4.31                  | 120,942                               | 480,200                      | 3.97                  |
| <b>Total for Hake</b>                          | <b>2,107,478</b>            | <b>9,457,819</b>             |                       | <b>189,126</b>                        | <b>801,050</b>               |                       |
| <b>Hoki</b>                                    |                             |                              |                       |                                       |                              |                       |
| <i>Finfish, Frozen Fillets</i>                 | 22,441                      | 131,775                      | 5.87                  |                                       |                              |                       |
| <b>Total for Hoki</b>                          | <b>22,441</b>               | <b>131,775</b>               |                       |                                       |                              |                       |
| <b>John Dory</b>                               |                             |                              |                       |                                       |                              |                       |
| <i>Finfish, Chilled Whole</i>                  | 80                          | 960                          | 12.00                 |                                       |                              |                       |
| <b>Total for John Dory</b>                     | <b>80</b>                   | <b>960</b>                   |                       |                                       |                              |                       |
| <b>Kahawai</b>                                 |                             |                              |                       |                                       |                              |                       |
| <i>Finfish, Frozen Whole</i>                   | 47,000                      | 37,941                       | 0.81                  |                                       |                              |                       |
| <b>Total for Kahawai</b>                       | <b>47,000</b>               | <b>37,941</b>                |                       |                                       |                              |                       |
| <b>Ling</b>                                    |                             |                              |                       |                                       |                              |                       |
| <i>Finfish, Frozen Fillets</i>                 | 786,410                     | 5,853,177                    | 7.44                  | 39,450                                | 450,210                      | 11.41                 |
| <i>Finfish, Frozen Headed and Guttled</i>      | 319,300                     | 1,522,043                    | 4.77                  | 38,945                                | 210,227                      | 5.40                  |
| <i>Finfish, Frozen Other form</i>              | 200,018                     | 808,722                      | 4.04                  | 31,945                                | 124,712                      | 3.90                  |
| <i>Finfish, Frozen Whole</i>                   | 13,427                      | 48,292                       | 3.60                  |                                       |                              |                       |
| <b>Total for Ling</b>                          | <b>1,319,155</b>            | <b>8,232,234</b>             |                       | <b>110,340</b>                        | <b>785,149</b>               |                       |
| <b>Livers and Roe</b>                          |                             |                              |                       |                                       |                              |                       |
| <i>Finfish, Frozen Whole</i>                   | 144,028                     | 1,019,795                    | 7.08                  |                                       |                              |                       |

| <b>NETT</b>                             | <b>Jan 2010 -- Dec 2010</b> |                              |                       | <b>Month-to-Date: December - 2010</b> |                              |                       |
|---|-----------------------------|------------------------------|-----------------------|---------------------------------------|------------------------------|-----------------------|
|   | <b>Weight<br/>(kg)</b>      | <b>FOB* Value<br/>(\$NZ)</b> | <b>Unit<br/>Value</b> | <b>Weight<br/>(kg)</b>                | <b>FOB* Value<br/>(\$NZ)</b> | <b>Unit<br/>Value</b> |
| <b>Spain</b>                            |                             |                              |                       |                                       |                              |                       |
| Total for Livers and Roe                | 144,028                     | 1,019,795                    |                       |                                       |                              |                       |
| <b>Mackerel, Blue</b>                   |                             |                              |                       |                                       |                              |                       |
| Finfish, Frozen Whole                   | 24,000                      | 24,500                       | 1.02                  |                                       |                              |                       |
| Total for Mackerel, Blue                | 24,000                      | 24,500                       |                       |                                       |                              |                       |
| <b>Mackerel, Jack</b>                   |                             |                              |                       |                                       |                              |                       |
| Finfish, Frozen Other form              | 200                         | 394                          | 1.97                  |                                       |                              |                       |
| Finfish, Frozen Whole                   | 200                         | 211                          | 1.06                  |                                       |                              |                       |
| Total for Mackerel, Jack                | 400                         | 605                          |                       |                                       |                              |                       |
| <b>Monkfish (Stargazer)</b>             |                             |                              |                       |                                       |                              |                       |
| Finfish, Frozen Headed and Guttled      | 20                          | 58                           | 2.90                  |                                       |                              |                       |
| Total for Monkfish (Stargazer)          | 20                          | 58                           |                       |                                       |                              |                       |
| <b>Mussels</b>                          |                             |                              |                       |                                       |                              |                       |
| Mussels, HS Frozen                      | 1,129,348                   | 4,857,483                    | 4.30                  | 176,418                               | 956,956                      | 5.42                  |
| Mussels, Meat Frozen                    | 1,587,267                   | 9,312,136                    | 5.87                  | 128,010                               | 651,994                      | 5.09                  |
| Total for Mussels                       | 2,716,615                   | 14,169,619                   |                       | 304,428                               | 1,608,950                    |                       |
| <b>Other chilled finfish</b>            |                             |                              |                       |                                       |                              |                       |
| Finfish, Chilled Headed and Guttled     | 345                         | 4,481                        | 12.99                 |                                       |                              |                       |
| Finfish, Chilled Whole                  | 5,264                       | 63,232                       | 12.01                 | 1,167                                 | 13,620                       | 11.67                 |
| Total for Other chilled finfish         | 5,609                       | 67,713                       |                       | 1,167                                 | 13,620                       |                       |
| <b>Other Dogfish/Shark</b>              |                             |                              |                       |                                       |                              |                       |
| Finfish, Frozen Other form              | 2,640                       | 5,629                        | 2.13                  |                                       |                              |                       |
| Total for Other Dogfish/Shark           | 2,640                       | 5,629                        |                       |                                       |                              |                       |
| <b>Other frozen finfish</b>             |                             |                              |                       |                                       |                              |                       |
| Finfish, Frozen Other form              | 35,787                      | 133,163                      | 3.72                  | 2,163                                 | 8,616                        | 3.98                  |
| Total for Other frozen finfish          | 35,787                      | 133,163                      |                       | 2,163                                 | 8,616                        |                       |
| <b>Other Molluscs</b>                   |                             |                              |                       |                                       |                              |                       |
| Other Molluscs, Live, Chilled or Frozen | 7,052                       | 81,189                       | 11.51                 | 4,397                                 | 45,118                       | 10.26                 |
| Total for Other Molluscs                | 7,052                       | 81,189                       |                       | 4,397                                 | 45,118                       |                       |
| <b>Other preparations</b>               |                             |                              |                       |                                       |                              |                       |
| Other,                                  | 83,736                      | 369,531                      | 4.41                  |                                       |                              |                       |
| Total for Other preparations            | 83,736                      | 369,531                      |                       |                                       |                              |                       |
| <b>Sole, Lemon</b>                      |                             |                              |                       |                                       |                              |                       |
| Finfish, Frozen Other form              | 61,320                      | 248,809                      | 4.06                  |                                       |                              |                       |
| Finfish, Frozen Whole                   | 175,620                     | 727,499                      | 4.14                  |                                       |                              |                       |
| Total for Sole, Lemon                   | 236,940                     | 976,308                      |                       |                                       |                              |                       |
| <b>Squid</b>                            |                             |                              |                       |                                       |                              |                       |
| Squid, Frozen HG                        | 6,446                       | 27,543                       | 4.27                  |                                       |                              |                       |
| Squid, Frozen Other Form                | 292,315                     | 1,314,287                    | 4.50                  | 19,000                                | 27,769                       | 1.46                  |
| Squid, Frozen Whole                     | 405,982                     | 1,678,181                    | 4.13                  | 33,292                                | 132,569                      | 3.98                  |

| <b>NETT</b>                               | <b>Jan 2010 -- Dec 2010</b> |                              |                       | <b>Month-to-Date: December - 2010</b> |                              |                       |
|---|-----------------------------|------------------------------|-----------------------|---------------------------------------|------------------------------|-----------------------|
|   | <b>Weight<br/>(kg)</b>      | <b>FOB* Value<br/>(\$NZ)</b> | <b>Unit<br/>Value</b> | <b>Weight<br/>(kg)</b>                | <b>FOB* Value<br/>(\$NZ)</b> | <b>Unit<br/>Value</b> |
| <b>Spain</b>                              |                             |                              |                       |                                       |                              |                       |
| <i>Squid, Frz Heads&amp;Tentacles</i>     | 56,710                      | 180,264                      | 3.18                  | 52,710                                | 166,709                      | 3.16                  |
| <b>Total for Squid</b>                    | <b>761,453</b>              | <b>3,200,275</b>             |                       | <b>105,002</b>                        | <b>327,047</b>               |                       |
| <b>Tuna, Albacore/Longfinned</b>          |                             |                              |                       |                                       |                              |                       |
| <i>Finfish, Frozen Headed and Guttled</i> | 15,243                      | 53,877                       | 3.53                  |                                       |                              |                       |
| <i>Finfish, Frozen Whole</i>              | 1,611,994                   | 5,256,780                    | 3.26                  | 14,963                                | 46,719                       | 3.12                  |
| <b>Total for Tuna, Albacore/Longfin</b>   | <b>1,627,237</b>            | <b>5,310,657</b>             |                       | <b>14,963</b>                         | <b>46,719</b>                |                       |
| <b>Warehou, Silver</b>                    |                             |                              |                       |                                       |                              |                       |
| <i>Finfish, Frozen Fillets</i>            | 14,736                      | 31,132                       | 2.11                  |                                       |                              |                       |
| <b>Total for Warehou, Silver</b>          | <b>14,736</b>               | <b>31,132</b>                |                       |                                       |                              |                       |
| <b>Total for Spain</b>                    | <b>9,275,068</b>            | <b>43,468,515</b>            |                       | <b>731,787</b>                        | <b>3,638,685</b>             |                       |

| <b>NETT</b>                             | <b>Jan 2010 -- Dec 2010</b> |                              |                       | <b>Month-to-Date: December - 2010</b> |                              |                       |
|---|-----------------------------|------------------------------|-----------------------|---------------------------------------|------------------------------|-----------------------|
|   | <b>Weight<br/>(kg)</b>      | <b>FOB* Value<br/>(\$NZ)</b> | <b>Unit<br/>Value</b> | <b>Weight<br/>(kg)</b>                | <b>FOB* Value<br/>(\$NZ)</b> | <b>Unit<br/>Value</b> |
| <b>Sweden</b>                           |                             |                              |                       |                                       |                              |                       |
| <b>Cod, Red</b>                         |                             |                              |                       |                                       |                              |                       |
| <i>Finfish, Frozen Fillets</i>          | 2,435                       | 14,707                       | 6.04                  |                                       |                              |                       |
| <b>Total for Cod, Red</b>               | <b>2,435</b>                | <b>14,707</b>                |                       |                                       |                              |                       |
| <b>Finfish, fillet blocks</b>           |                             |                              |                       |                                       |                              |                       |
| <i>Finfish, Processed Other</i>         | 140,942                     | 583,330                      | 4.14                  | 20,250                                | 69,863                       | 3.45                  |
| <b>Total for Finfish, fillet blocks</b> | <b>140,942</b>              | <b>583,330</b>               |                       | <b>20,250</b>                         | <b>69,863</b>                |                       |
| <b>Finfish, minced blocks</b>           |                             |                              |                       |                                       |                              |                       |
| <i>Finfish, Processed Other</i>         | 58,998                      | 168,846                      | 2.86                  | 585                                   | 1,570                        | 2.68                  |
| <b>Total for Finfish, minced blocks</b> | <b>58,998</b>               | <b>168,846</b>               |                       | <b>585</b>                            | <b>1,570</b>                 |                       |
| <b>Ghostshark</b>                       |                             |                              |                       |                                       |                              |                       |
| <i>Finfish, Frozen Fillets</i>          | 7,970                       | 48,369                       | 6.07                  |                                       |                              |                       |
| <b>Total for Ghostshark</b>             | <b>7,970</b>                | <b>48,369</b>                |                       |                                       |                              |                       |
| <b>Hoki</b>                             |                             |                              |                       |                                       |                              |                       |
| <i>Finfish, Frozen Fillets</i>          | 205,953                     | 1,145,358                    | 5.56                  | 18,283                                | 99,326                       | 5.43                  |
| <b>Total for Hoki</b>                   | <b>205,953</b>              | <b>1,145,358</b>             |                       | <b>18,283</b>                         | <b>99,326</b>                |                       |
| <b>Mussels</b>                          |                             |                              |                       |                                       |                              |                       |
| <i>Mussels, Freeze-dried pwd</i>        | 1,000                       | 41,000                       | 41.00                 |                                       |                              |                       |
| <i>Mussels, HS Frozen</i>               | 81,732                      | 338,826                      | 4.15                  |                                       |                              |                       |
| <b>Total for Mussels</b>                | <b>82,732</b>               | <b>379,826</b>               |                       |                                       |                              |                       |
| <b>Oysters</b>                          |                             |                              |                       |                                       |                              |                       |
| <i>Oysters, Chilled or Frozen</i>       | 100                         | 953                          | 9.53                  |                                       |                              |                       |
| <b>Total for Oysters</b>                | <b>100</b>                  | <b>953</b>                   |                       |                                       |                              |                       |
| <b>Total for Sweden</b>                 | <b>499,130</b>              | <b>2,341,389</b>             |                       | <b>39,118</b>                         | <b>170,759</b>               |                       |

| <b>NETT</b>                                  | <b>Jan 2010 -- Dec 2010</b> |                              |                       | <b>Month-to-Date: December - 2010</b> |                              |                       |
|--|-----------------------------|------------------------------|-----------------------|---------------------------------------|------------------------------|-----------------------|
|  | <b>Weight<br/>(kg)</b>      | <b>FOB* Value<br/>(\$NZ)</b> | <b>Unit<br/>Value</b> | <b>Weight<br/>(kg)</b>                | <b>FOB* Value<br/>(\$NZ)</b> | <b>Unit<br/>Value</b> |
| <b>Switzerland</b>                           |                             |                              |                       |                                       |                              |                       |
| <b>Alfonsino</b>                             |                             |                              |                       |                                       |                              |                       |
| <i>Finfish, Frozen Whole</i>                 | 21                          | 560                          | 26.67                 | 21                                    | 560                          | 26.67                 |
| <b>Total for Alfonsino</b>                   | <b>21</b>                   | <b>560</b>                   |                       | <b>21</b>                             | <b>560</b>                   |                       |
| <b>Bluenose</b>                              |                             |                              |                       |                                       |                              |                       |
| <i>Finfish, Chilled Fillets</i>              | 84                          | 2,167                        | 25.80                 | 12                                    | 314                          | 26.17                 |
| <b>Total for Bluenose</b>                    | <b>84</b>                   | <b>2,167</b>                 |                       | <b>12</b>                             | <b>314</b>                   |                       |
| <b>Dogfish and Other Sharks</b>              |                             |                              |                       |                                       |                              |                       |
| <i>Finfish, Chilled Other form</i>           | 6                           | 57                           | 9.50                  |                                       |                              |                       |
| <b>Total for Dogfish and Other Sha</b>       | <b>6</b>                    | <b>57</b>                    |                       |                                       |                              |                       |
| <b>Extracts &amp; Juices of Aq V</b>         |                             |                              |                       |                                       |                              |                       |
| <i>Other,</i>                                | 2,789                       | 248,204                      | 88.99                 |                                       |                              |                       |
| <b>Total for Extracts &amp; Juices of Aq</b> | <b>2,789</b>                | <b>248,204</b>               |                       |                                       |                              |                       |
| <b>Groper</b>                                |                             |                              |                       |                                       |                              |                       |
| <i>Finfish, Chilled Fillets</i>              | 351                         | 9,837                        | 28.03                 | 71                                    | 1,479                        | 20.83                 |
| <i>Finfish, Chilled Headed and Guttled</i>   | 116                         | 1,543                        | 13.30                 | 27                                    | 345                          | 12.78                 |
| <i>Finfish, Chilled Other form</i>           | 32                          | 963                          | 30.09                 |                                       |                              |                       |
| <i>Finfish, Chilled Whole</i>                | 3,635                       | 43,111                       | 11.86                 | 180                                   | 2,329                        | 12.94                 |
| <b>Total for Groper</b>                      | <b>4,134</b>                | <b>55,454</b>                |                       | <b>278</b>                            | <b>4,153</b>                 |                       |
| <b>Gurnard</b>                               |                             |                              |                       |                                       |                              |                       |
| <i>Finfish, Chilled Fillets</i>              | 1,943                       | 36,322                       | 18.69                 | 127                                   | 2,437                        | 19.19                 |
| <i>Finfish, Chilled Whole</i>                | 2,171                       | 29,558                       | 13.61                 | 232                                   | 2,916                        | 12.57                 |
| <b>Total for Gurnard</b>                     | <b>4,114</b>                | <b>65,880</b>                |                       | <b>359</b>                            | <b>5,353</b>                 |                       |
| <b>John Dory</b>                             |                             |                              |                       |                                       |                              |                       |
| <i>Finfish, Chilled Fillets</i>              | 6,670                       | 207,981                      | 31.18                 | 1,087                                 | 33,726                       | 31.03                 |
| <i>Finfish, Chilled Other form</i>           | 52                          | 1,494                        | 28.73                 |                                       |                              |                       |
| <i>Finfish, Chilled Whole</i>                | 7,209                       | 163,466                      | 22.68                 | 881                                   | 20,731                       | 23.53                 |
| <i>Finfish, Frozen Fillets</i>               | 60                          | 1,570                        | 26.17                 | 60                                    | 1,570                        | 26.17                 |
| <b>Total for John Dory</b>                   | <b>13,991</b>               | <b>374,511</b>               |                       | <b>2,028</b>                          | <b>56,027</b>                |                       |
| <b>Kingfish, Yellowtail</b>                  |                             |                              |                       |                                       |                              |                       |
| <i>Finfish, Chilled Fillets</i>              | 146                         | 3,359                        | 23.01                 |                                       |                              |                       |
| <i>Finfish, Chilled Whole</i>                | 979                         | 14,979                       | 15.30                 | 101                                   | 1,212                        | 12.00                 |
| <b>Total for Kingfish, Yellowtail</b>        | <b>1,125</b>                | <b>18,338</b>                |                       | <b>101</b>                            | <b>1,212</b>                 |                       |
| <b>Ling</b>                                  |                             |                              |                       |                                       |                              |                       |
| <i>Finfish, Chilled Fillets</i>              | 1,615                       | 30,638                       | 18.97                 | 125                                   | 2,146                        | 17.17                 |
| <b>Total for Ling</b>                        | <b>1,615</b>                | <b>30,638</b>                |                       | <b>125</b>                            | <b>2,146</b>                 |                       |
| <b>Monkfish</b>                              |                             |                              |                       |                                       |                              |                       |
| <i>Finfish, Chilled Fillets</i>              | 10                          | 305                          | 30.50                 |                                       |                              |                       |
| <b>Total for Monkfish</b>                    | <b>10</b>                   | <b>305</b>                   |                       |                                       |                              |                       |
| <b>Mussels</b>                               |                             |                              |                       |                                       |                              |                       |

| <b>NETT</b>                                    | <b>Jan 2010 -- Dec 2010</b> |                        |                       | <b>Month-to-Date: December - 2010</b> |                        |                       |
|--|-----------------------------|------------------------|-----------------------|---------------------------------------|------------------------|-----------------------|
|  | <b>Weight<br/>(kg)</b>      | <b>FOB*<br/>(\$NZ)</b> | <b>Value<br/>Unit</b> | <b>Weight<br/>(kg)</b>                | <b>FOB*<br/>(\$NZ)</b> | <b>Value<br/>Unit</b> |
| <b>Switzerland</b>                             |                             |                        |                       |                                       |                        |                       |
| <i>Mussels, Freeze-dried pwd</i>               | 5,766                       | 327,080                | 56.73                 |                                       |                        |                       |
| <i>Mussels, HS Frozen</i>                      | 18,662                      | 94,858                 | 5.08                  |                                       |                        |                       |
| <i>Mussels, Powder in capsule</i>              | 253                         | 18,815                 | 74.37                 |                                       |                        |                       |
| <b>Total for Mussels</b>                       | <b>24,681</b>               | <b>440,753</b>         |                       |                                       |                        |                       |
| <b>Other chilled fillets</b>                   |                             |                        |                       |                                       |                        |                       |
| <i>Finfish, Chilled Fillets</i>                | 459                         | 9,931                  | 21.64                 | 33                                    | 761                    | 23.06                 |
| <b>Total for Other chilled fillets</b>         | <b>459</b>                  | <b>9,931</b>           |                       | <b>33</b>                             | <b>761</b>             |                       |
| <b>Other chilled finfish</b>                   |                             |                        |                       |                                       |                        |                       |
| <i>Finfish, Chilled Headed and Gutted</i>      | 249                         | 3,080                  | 12.37                 | 23                                    | 337                    | 14.65                 |
| <i>Finfish, Chilled Other form</i>             | 1,007                       | 19,857                 | 19.72                 |                                       |                        |                       |
| <i>Finfish, Chilled Whole</i>                  | 8,720                       | 126,969                | 14.56                 | 1,228                                 | 16,430                 | 13.38                 |
| <b>Total for Other chilled finfish</b>         | <b>9,976</b>                | <b>149,906</b>         |                       | <b>1,251</b>                          | <b>16,767</b>          |                       |
| <b>Rock Lobster</b>                            |                             |                        |                       |                                       |                        |                       |
| <i>Rock Lobster, Chilled Live</i>              | 84                          | 5,061                  | 60.25                 | 73                                    | 4,697                  | 64.34                 |
| <b>Total for Rock Lobster</b>                  | <b>84</b>                   | <b>5,061</b>           |                       | <b>73</b>                             | <b>4,697</b>           |                       |
| <b>Salmon, Pacific</b>                         |                             |                        |                       |                                       |                        |                       |
| <i>Finfish, Processed Smoked</i>               | 1,980                       | 94,565                 | 47.76                 | 1,450                                 | 66,882                 | 46.13                 |
| <b>Total for Salmon, Pacific</b>               | <b>1,980</b>                | <b>94,565</b>          |                       | <b>1,450</b>                          | <b>66,882</b>          |                       |
| <b>Scallops</b>                                |                             |                        |                       |                                       |                        |                       |
| <i>Other Molluscs, Live, Chilled or Frozen</i> | 10                          | 159                    | 15.90                 |                                       |                        |                       |
| <b>Total for Scallops</b>                      | <b>10</b>                   | <b>159</b>             |                       |                                       |                        |                       |
| <b>Snapper</b>                                 |                             |                        |                       |                                       |                        |                       |
| <i>Finfish, Chilled Fillets</i>                | 1,895                       | 49,761                 | 26.26                 | 124                                   | 3,236                  | 26.10                 |
| <i>Finfish, Chilled Whole</i>                  | 17,599                      | 226,921                | 12.89                 | 1,270                                 | 16,287                 | 12.82                 |
| <b>Total for Snapper</b>                       | <b>19,494</b>               | <b>276,682</b>         |                       | <b>1,394</b>                          | <b>19,523</b>          |                       |
| <b>Sole, Lemon</b>                             |                             |                        |                       |                                       |                        |                       |
| <i>Finfish, Chilled Fillets</i>                | 10                          | 120                    | 12.00                 |                                       |                        |                       |
| <b>Total for Sole, Lemon</b>                   | <b>10</b>                   | <b>120</b>             |                       |                                       |                        |                       |
| <b>Spotted Dogfish ( Rig )</b>                 |                             |                        |                       |                                       |                        |                       |
| <i>Finfish, Chilled Fillets</i>                | 62                          | 1,176                  | 18.97                 |                                       |                        |                       |
| <b>Total for Spotted Dogfish ( Rig )</b>       | <b>62</b>                   | <b>1,176</b>           |                       |                                       |                        |                       |
| <b>Tarakihi</b>                                |                             |                        |                       |                                       |                        |                       |
| <i>Finfish, Chilled Fillets</i>                | 89                          | 1,746                  | 19.62                 |                                       |                        |                       |
| <i>Finfish, Chilled Whole</i>                  | 71                          | 661                    | 9.31                  | 2                                     | 15                     | 7.50                  |
| <b>Total for Tarakihi</b>                      | <b>160</b>                  | <b>2,407</b>           |                       | <b>2</b>                              | <b>15</b>              |                       |
| <b>Trevally</b>                                |                             |                        |                       |                                       |                        |                       |
| <i>Finfish, Chilled Whole</i>                  | 211                         | 2,141                  | 10.15                 | 33                                    | 394                    | 11.94                 |
| <b>Total for Trevally</b>                      | <b>211</b>                  | <b>2,141</b>           |                       | <b>33</b>                             | <b>394</b>             |                       |
| <b>Tuna, Southern Bluefin</b>                  |                             |                        |                       |                                       |                        |                       |



| <i>NETT</i>                             | <i>Jan 2010 -- Dec 2010</i> |                              |                       | <i>Month-to-Date: December - 2010</i> |                              |                       |
|---|-----------------------------|------------------------------|-----------------------|---------------------------------------|------------------------------|-----------------------|
|   | <i>Weight<br/>(kg)</i>      | <i>FOB* Value<br/>(\$NZ)</i> | <i>Unit<br/>Value</i> | <i>Weight<br/>(kg)</i>                | <i>FOB* Value<br/>(\$NZ)</i> | <i>Unit<br/>Value</i> |
| <b>Switzerland</b>                      |                             |                              |                       |                                       |                              |                       |
| <i>Finfish, Chilled Whole</i>           | 78                          | 1,950                        | 25.00                 |                                       |                              |                       |
| <b>Total for Tuna, Southern Bluefin</b> | 78                          | 1,950                        |                       |                                       |                              |                       |
| <b>Total for Switzerland</b>            | 85,094                      | 1,780,965                    |                       | 7,160                                 | 178,804                      |                       |

| <i>NETT</i>                            | <i>Jan 2010 -- Dec 2010</i> |                              |                       | <i>Month-to-Date: December - 2010</i> |                              |                       |
|--|-----------------------------|------------------------------|-----------------------|---------------------------------------|------------------------------|-----------------------|
|  | <i>Weight<br/>(kg)</i>      | <i>FOB* Value<br/>(\$NZ)</i> | <i>Unit<br/>Value</i> | <i>Weight<br/>(kg)</i>                | <i>FOB* Value<br/>(\$NZ)</i> | <i>Unit<br/>Value</i> |
| <b>Syrian Arab Republic</b>            |                             |                              |                       |                                       |                              |                       |
| <b>Southern Blue Whiting</b>           |                             |                              |                       |                                       |                              |                       |
| <i>Finfish, Frozen Other form</i>      | 406,776                     | 652,400                      | 1.60                  |                                       |                              |                       |
| <b>Total for Southern Blue Whiting</b> | 406,776                     | 652,400                      |                       |                                       |                              |                       |
| <b>Total for Syrian Arab Republic</b>  | 406,776                     | 652,400                      |                       |                                       |                              |                       |

| <b>NETT</b>                                    | <b>Jan 2010 -- Dec 2010</b> |                              |                       | <b>Month-to-Date: December - 2010</b> |                              |                       |
|--|-----------------------------|------------------------------|-----------------------|---------------------------------------|------------------------------|-----------------------|
|  | <b>Weight<br/>(kg)</b>      | <b>FOB* Value<br/>(\$NZ)</b> | <b>Unit<br/>Value</b> | <b>Weight<br/>(kg)</b>                | <b>FOB* Value<br/>(\$NZ)</b> | <b>Unit<br/>Value</b> |
| <b>Taiwan, Prv. Of China</b>                   |                             |                              |                       |                                       |                              |                       |
| <b>Antarctic Toothfish</b>                     |                             |                              |                       |                                       |                              |                       |
| <i>Finfish, Chilled Other form</i>             | 1,875                       | 16,768                       | 8.94                  |                                       |                              |                       |
| <b>Total for Antarctic Toothfish</b>           | <b>1,875</b>                | <b>16,768</b>                |                       |                                       |                              |                       |
| <b>Cod, Blue</b>                               |                             |                              |                       |                                       |                              |                       |
| <i>Finfish, Frozen Fillets</i>                 | 1,450                       | 10,535                       | 7.27                  |                                       |                              |                       |
| <i>Finfish, Frozen Other form</i>              | 13,730                      | 112,396                      | 8.19                  |                                       |                              |                       |
| <b>Total for Cod, Blue</b>                     | <b>15,180</b>               | <b>122,931</b>               |                       |                                       |                              |                       |
| <b>Eels</b>                                    |                             |                              |                       |                                       |                              |                       |
| <i>Finfish, Chilled Live</i>                   | 17,420                      | 185,007                      | 10.62                 | 1,614                                 | 17,336                       | 10.74                 |
| <i>Finfish, Chilled Other form</i>             | 2,348                       | 24,463                       | 10.42                 | 1,758                                 | 18,215                       | 10.36                 |
| <b>Total for Eels</b>                          | <b>19,768</b>               | <b>209,470</b>               |                       | <b>3,372</b>                          | <b>35,551</b>                |                       |
| <b>Finfish, fillet blocks</b>                  |                             |                              |                       |                                       |                              |                       |
| <i>Finfish, Processed Other</i>                | 133,152                     | 398,168                      | 2.99                  |                                       |                              |                       |
| <b>Total for Finfish, fillet blocks</b>        | <b>133,152</b>              | <b>398,168</b>               |                       |                                       |                              |                       |
| <b>Fish prod unfit for human</b>               |                             |                              |                       |                                       |                              |                       |
| <i>Finfish, Processed Other</i>                | 739,230                     | 1,481,475                    | 2.00                  | 575,880                               | 1,126,392                    | 1.96                  |
| <b>Total for Fish prod unfit for hum</b>       | <b>739,230</b>              | <b>1,481,475</b>             |                       | <b>575,880</b>                        | <b>1,126,392</b>             |                       |
| <b>Kahawai</b>                                 |                             |                              |                       |                                       |                              |                       |
| <i>Finfish, Frozen Other form</i>              | 150                         | 923                          | 6.15                  | 50                                    | 31                           | 0.62                  |
| <b>Total for Kahawai</b>                       | <b>150</b>                  | <b>923</b>                   |                       | <b>50</b>                             | <b>31</b>                    |                       |
| <b>Ling</b>                                    |                             |                              |                       |                                       |                              |                       |
| <i>Finfish, Frozen Fillets</i>                 | 39,542                      | 325,001                      | 8.22                  |                                       |                              |                       |
| <b>Total for Ling</b>                          | <b>39,542</b>               | <b>325,001</b>               |                       |                                       |                              |                       |
| <b>Livers and Roe</b>                          |                             |                              |                       |                                       |                              |                       |
| <i>Finfish, Frozen Whole</i>                   | 244,136                     | 1,609,607                    | 6.59                  |                                       |                              |                       |
| <b>Total for Livers and Roe</b>                | <b>244,136</b>              | <b>1,609,607</b>             |                       |                                       |                              |                       |
| <b>Mussels</b>                                 |                             |                              |                       |                                       |                              |                       |
| <i>Mussels, Freeze-dried pwd</i>               | 436                         | 18,991                       | 43.56                 | 380                                   | 16,576                       | 43.62                 |
| <i>Mussels, HS Frozen</i>                      | 831,025                     | 3,905,993                    | 4.70                  | 159,947                               | 862,722                      | 5.39                  |
| <i>Mussels, Meat Frozen</i>                    | 14,235                      | 81,021                       | 5.69                  |                                       |                              |                       |
| <i>Mussels, Powder in capsule</i>              | 53                          | 2,333                        | 44.02                 |                                       |                              |                       |
| <b>Total for Mussels</b>                       | <b>845,749</b>              | <b>4,008,338</b>             |                       | <b>160,327</b>                        | <b>879,298</b>               |                       |
| <b>Other chilled finfish</b>                   |                             |                              |                       |                                       |                              |                       |
| <i>Finfish, Chilled Whole</i>                  | 17                          | 143                          | 8.41                  |                                       |                              |                       |
| <b>Total for Other chilled finfish</b>         | <b>17</b>                   | <b>143</b>                   |                       |                                       |                              |                       |
| <b>Other Molluscs</b>                          |                             |                              |                       |                                       |                              |                       |
| <i>Other Molluscs, Live, Chilled or Frozen</i> | 250                         | 14,102                       | 56.41                 |                                       |                              |                       |
| <b>Total for Other Molluscs</b>                | <b>250</b>                  | <b>14,102</b>                |                       |                                       |                              |                       |

| <b>NETT</b>                                     | <b>Jan 2010 -- Dec 2010</b> |                              |                       | <b>Month-to-Date: December - 2010</b> |                              |                       |
|---|-----------------------------|------------------------------|-----------------------|---------------------------------------|------------------------------|-----------------------|
|   | <b>Weight<br/>(kg)</b>      | <b>FOB* Value<br/>(\$NZ)</b> | <b>Unit<br/>Value</b> | <b>Weight<br/>(kg)</b>                | <b>FOB* Value<br/>(\$NZ)</b> | <b>Unit<br/>Value</b> |
| <b>Taiwan, Prv. Of China</b>                    |                             |                              |                       |                                       |                              |                       |
| <b>Oysters</b>                                  |                             |                              |                       |                                       |                              |                       |
| <i>Oysters, Chilled or Frozen</i>               | 10                          | 28                           | 2.80                  |                                       |                              |                       |
| <b>Total for Oysters</b>                        | <b>10</b>                   | <b>28</b>                    |                       |                                       |                              |                       |
| <b>Paua</b>                                     |                             |                              |                       |                                       |                              |                       |
| <i>Other Molluscs, Live, Chilled or Frozen</i>  | 978                         | 10,075                       | 10.30                 |                                       |                              |                       |
| <i>Other Molluscs, Not Live/Chilled/Frozen</i>  | 211                         | 6,182                        | 29.30                 |                                       |                              |                       |
| <b>Total for Paua</b>                           | <b>1,189</b>                | <b>16,257</b>                |                       |                                       |                              |                       |
| <b>Rock Lobster</b>                             |                             |                              |                       |                                       |                              |                       |
| <i>Rock Lobster, Chilled Live</i>               | 2                           | 154                          | 77.00                 |                                       |                              |                       |
| <b>Total for Rock Lobster</b>                   | <b>2</b>                    | <b>154</b>                   |                       |                                       |                              |                       |
| <b>Salmon, Other</b>                            |                             |                              |                       |                                       |                              |                       |
| <i>Finfish, Frozen Headed and Guttled</i>       | 498,149                     | 4,099,179                    | 8.23                  |                                       |                              |                       |
| <i>Finfish, Frozen Other form</i>               | 114,780                     | 1,052,867                    | 9.17                  |                                       |                              |                       |
| <b>Total for Salmon, Other</b>                  | <b>612,929</b>              | <b>5,152,046</b>             |                       |                                       |                              |                       |
| <b>Salmon, Pacific</b>                          |                             |                              |                       |                                       |                              |                       |
| <i>Finfish, Chilled Other form</i>              | 2,621                       | 19,942                       | 7.61                  |                                       |                              |                       |
| <i>Finfish, Chilled Whole</i>                   | 26,477                      | 314,996                      | 11.90                 | 2,324                                 | 28,029                       | 12.06                 |
| <b>Total for Salmon, Pacific</b>                | <b>29,098</b>               | <b>334,938</b>               |                       | <b>2,324</b>                          | <b>28,029</b>                |                       |
| <b>Salmonidae</b>                               |                             |                              |                       |                                       |                              |                       |
| <i>Finfish, Chilled Fillets</i>                 | 922                         | 5,919                        | 6.42                  |                                       |                              |                       |
| <b>Total for Salmonidae</b>                     | <b>922</b>                  | <b>5,919</b>                 |                       |                                       |                              |                       |
| <b>Shrimps &amp; Prawns</b>                     |                             |                              |                       |                                       |                              |                       |
| <i>Other Crustacea, Live, Chilled or Frozen</i> | 780                         | 35,650                       | 45.71                 |                                       |                              |                       |
| <b>Total for Shrimps &amp; Prawns</b>           | <b>780</b>                  | <b>35,650</b>                |                       |                                       |                              |                       |
| <b>Snapper</b>                                  |                             |                              |                       |                                       |                              |                       |
| <i>Finfish, Chilled Whole</i>                   | 18,564                      | 145,759                      | 7.85                  | 734                                   | 6,366                        | 8.67                  |
| <i>Finfish, Frozen Whole</i>                    | 4,350                       | 8,351                        | 1.92                  |                                       |                              |                       |
| <b>Total for Snapper</b>                        | <b>22,914</b>               | <b>154,110</b>               |                       | <b>734</b>                            | <b>6,366</b>                 |                       |
| <b>Sole, New Zealand</b>                        |                             |                              |                       |                                       |                              |                       |
| <i>Finfish, Frozen Whole</i>                    | 2,500                       | 3,601                        | 1.44                  |                                       |                              |                       |
| <b>Total for Sole, New Zealand</b>              | <b>2,500</b>                | <b>3,601</b>                 |                       |                                       |                              |                       |
| <b>Squid</b>                                    |                             |                              |                       |                                       |                              |                       |
| <i>Squid, Frozen Whole</i>                      | 271,620                     | 1,122,476                    | 4.13                  |                                       |                              |                       |
| <b>Total for Squid</b>                          | <b>271,620</b>              | <b>1,122,476</b>             |                       |                                       |                              |                       |
| <b>Total for Taiwan, Prv. Of China</b>          | <b>2,981,013</b>            | <b>15,012,105</b>            |                       | <b>742,687</b>                        | <b>2,075,667</b>             |                       |

| <b>NETT</b>                                | <i>Jan 2010 -- Dec 2010</i> |                              |                       | <i>Month-to-Date: December - 2010</i> |                              |                       |
|--|-----------------------------|------------------------------|-----------------------|---------------------------------------|------------------------------|-----------------------|
|  | <i>Weight<br/>(kg)</i>      | <i>FOB* Value<br/>(\$NZ)</i> | <i>Unit<br/>Value</i> | <i>Weight<br/>(kg)</i>                | <i>FOB* Value<br/>(\$NZ)</i> | <i>Unit<br/>Value</i> |
| <b>Thailand</b>                            |                             |                              |                       |                                       |                              |                       |
| <b>Bluenose</b>                            |                             |                              |                       |                                       |                              |                       |
| <i>Finfish, Chilled Whole</i>              | 44                          | 735                          | 16.70                 |                                       |                              |                       |
| <b>Total for Bluenose</b>                  | <b>44</b>                   | <b>735</b>                   |                       |                                       |                              |                       |
| <b>Groper</b>                              |                             |                              |                       |                                       |                              |                       |
| <i>Finfish, Chilled Headed and Guttred</i> | 11                          | 138                          | 12.55                 |                                       |                              |                       |
| <i>Finfish, Chilled Whole</i>              | 128                         | 2,159                        | 16.87                 |                                       |                              |                       |
| <b>Total for Groper</b>                    | <b>139</b>                  | <b>2,297</b>                 |                       |                                       |                              |                       |
| <b>Gurnard</b>                             |                             |                              |                       |                                       |                              |                       |
| <i>Finfish, Chilled Whole</i>              | 45                          | 597                          | 13.27                 |                                       |                              |                       |
| <b>Total for Gurnard</b>                   | <b>45</b>                   | <b>597</b>                   |                       |                                       |                              |                       |
| <b>Hoki</b>                                |                             |                              |                       |                                       |                              |                       |
| <i>Finfish, Frozen Fillets</i>             | 18,768                      | 118,883                      | 6.33                  |                                       |                              |                       |
| <i>Finfish, Frozen Headed and Guttred</i>  | 264,940                     | 653,533                      | 2.47                  |                                       |                              |                       |
| <i>Finfish, Frozen Other form</i>          | 9,998                       | 17,691                       | 1.77                  |                                       |                              |                       |
| <b>Total for Hoki</b>                      | <b>293,706</b>              | <b>790,107</b>               |                       |                                       |                              |                       |
| <b>John Dory</b>                           |                             |                              |                       |                                       |                              |                       |
| <i>Finfish, Chilled Whole</i>              | 315                         | 5,337                        | 16.94                 |                                       |                              |                       |
| <i>Finfish, Frozen Fillets</i>             | 300                         | 7,854                        | 26.18                 |                                       |                              |                       |
| <b>Total for John Dory</b>                 | <b>615</b>                  | <b>13,191</b>                |                       |                                       |                              |                       |
| <b>Mackerel</b>                            |                             |                              |                       |                                       |                              |                       |
| <i>Finfish, Processed Smoked</i>           | 32                          | 975                          | 30.47                 | 9                                     | 270                          | 30.00                 |
| <b>Total for Mackerel</b>                  | <b>32</b>                   | <b>975</b>                   |                       | <b>9</b>                              | <b>270</b>                   |                       |
| <b>Mackerel, Blue</b>                      |                             |                              |                       |                                       |                              |                       |
| <i>Finfish, Frozen Whole</i>               | 19,400                      | 18,671                       | 0.96                  |                                       |                              |                       |
| <b>Total for Mackerel, Blue</b>            | <b>19,400</b>               | <b>18,671</b>                |                       |                                       |                              |                       |
| <b>Monkfish</b>                            |                             |                              |                       |                                       |                              |                       |
| <i>Finfish, Frozen Fillets</i>             | 100                         | 586                          | 5.86                  |                                       |                              |                       |
| <b>Total for Monkfish</b>                  | <b>100</b>                  | <b>586</b>                   |                       |                                       |                              |                       |
| <b>Monkfish (Stargazer)</b>                |                             |                              |                       |                                       |                              |                       |
| <i>Finfish, Frozen Headed and Guttred</i>  | 10                          | 71                           | 7.10                  |                                       |                              |                       |
| <i>Finfish, Frozen Other form</i>          | 5                           | 71                           | 14.20                 |                                       |                              |                       |
| <b>Total for Monkfish (Stargazer)</b>      | <b>15</b>                   | <b>142</b>                   |                       |                                       |                              |                       |
| <b>Mussels</b>                             |                             |                              |                       |                                       |                              |                       |
| <i>Mussels, Freeze-dried pwd</i>           | 50                          | 2,750                        | 55.00                 |                                       |                              |                       |
| <i>Mussels, HS Frozen</i>                  | 689,086                     | 3,417,739                    | 4.96                  | 39,762                                | 227,078                      | 5.71                  |
| <i>Mussels, Live</i>                       | 7,628                       | 45,342                       | 5.94                  |                                       |                              |                       |
| <i>Mussels, Meat Frozen</i>                | 5,482                       | 24,620                       | 4.49                  |                                       |                              |                       |
| <i>Mussels, Pre'ed/Marinated</i>           | 3                           | 49                           | 16.33                 |                                       |                              |                       |
| <i>Mussels, Smoked</i>                     | 23                          | 653                          | 28.39                 | 5                                     | 158                          | 31.60                 |
| <i>Mussels, Whole Frozen</i>               | 23,426                      | 84,274                       | 3.60                  |                                       |                              |                       |

| <b>NETT</b>                                     | <b>Jan 2010 -- Dec 2010</b> |                              |                       | <b>Month-to-Date: December - 2010</b> |                              |                       |
|---|-----------------------------|------------------------------|-----------------------|---------------------------------------|------------------------------|-----------------------|
|   | <b>Weight<br/>(kg)</b>      | <b>FOB* Value<br/>(\$NZ)</b> | <b>Unit<br/>Value</b> | <b>Weight<br/>(kg)</b>                | <b>FOB* Value<br/>(\$NZ)</b> | <b>Unit<br/>Value</b> |
| <b>Thailand</b>                                 |                             |                              |                       |                                       |                              |                       |
| Total for Mussels                               | 725,698                     | 3,575,427                    |                       | 39,767                                | 227,236                      |                       |
| <b>Oreo Dory, Black</b>                         |                             |                              |                       |                                       |                              |                       |
| <i>Finfish, Frozen Headed and Guttled</i>       | 16,335                      | 55,963                       | 3.43                  |                                       |                              |                       |
| Total for Oreo Dory, Black                      | 16,335                      | 55,963                       |                       |                                       |                              |                       |
| <b>Other chilled finfish</b>                    |                             |                              |                       |                                       |                              |                       |
| <i>Finfish, Chilled Whole</i>                   | 48                          | 814                          | 16.96                 |                                       |                              |                       |
| Total for Other chilled finfish                 | 48                          | 814                          |                       |                                       |                              |                       |
| <b>Other clams chilled</b>                      |                             |                              |                       |                                       |                              |                       |
| <i>Other Molluscs, Live, Chilled or Frozen</i>  | 70                          | 796                          | 11.37                 |                                       |                              |                       |
| Total for Other clams chilled                   | 70                          | 796                          |                       |                                       |                              |                       |
| <b>Oysters</b>                                  |                             |                              |                       |                                       |                              |                       |
| <i>Oysters, Chilled or Frozen</i>               | 12,718                      | 121,311                      | 9.54                  |                                       |                              |                       |
| Total for Oysters                               | 12,718                      | 121,311                      |                       |                                       |                              |                       |
| <b>Rock Lobster</b>                             |                             |                              |                       |                                       |                              |                       |
| <i>Rock Lobster, Frozen Whole</i>               | 10                          | 292                          | 29.20                 |                                       |                              |                       |
| Total for Rock Lobster                          | 10                          | 292                          |                       |                                       |                              |                       |
| <b>Salmon</b>                                   |                             |                              |                       |                                       |                              |                       |
| <i>Finfish, Processed Cans or Jars, Whole o</i> | 3,216                       | 49,546                       | 15.41                 |                                       |                              |                       |
| Total for Salmon                                | 3,216                       | 49,546                       |                       |                                       |                              |                       |
| <b>Salmon, Other</b>                            |                             |                              |                       |                                       |                              |                       |
| <i>Finfish, Frozen Headed and Guttled</i>       | 71,212                      | 787,818                      | 11.06                 | 62,455                                | 687,131                      | 11.00                 |
| Total for Salmon, Other                         | 71,212                      | 787,818                      |                       | 62,455                                | 687,131                      |                       |
| <b>Salmon, Pacific</b>                          |                             |                              |                       |                                       |                              |                       |
| <i>Finfish, Chilled Other form</i>              | 15                          | 579                          | 38.60                 |                                       |                              |                       |
| <i>Finfish, Chilled Whole</i>                   | 12,656                      | 188,698                      | 14.91                 | 1,329                                 | 19,497                       | 14.67                 |
| <i>Finfish, Processed Smoked</i>                | 400                         | 13,001                       | 32.50                 | 95                                    | 3,306                        | 34.80                 |
| Total for Salmon, Pacific                       | 13,071                      | 202,278                      |                       | 1,424                                 | 22,803                       |                       |
| <b>Snapper</b>                                  |                             |                              |                       |                                       |                              |                       |
| <i>Finfish, Chilled Whole</i>                   | 304                         | 4,533                        | 14.91                 |                                       |                              |                       |
| Total for Snapper                               | 304                         | 4,533                        |                       |                                       |                              |                       |
| <b>Sole, Lemon</b>                              |                             |                              |                       |                                       |                              |                       |
| <i>Finfish, Frozen Whole</i>                    | 60                          | 393                          | 6.55                  |                                       |                              |                       |
| Total for Sole, Lemon                           | 60                          | 393                          |                       |                                       |                              |                       |
| <b>Sole, New Zealand</b>                        |                             |                              |                       |                                       |                              |                       |
| <i>Finfish, Frozen Whole</i>                    | 150                         | 708                          | 4.72                  |                                       |                              |                       |
| Total for Sole, New Zealand                     | 150                         | 708                          |                       |                                       |                              |                       |
| <b>Southern Blue Whiting</b>                    |                             |                              |                       |                                       |                              |                       |
| <i>Finfish, Frozen Headed and Guttled</i>       | 34,840                      | 15,482                       | 0.44                  |                                       |                              |                       |

| <i>NETT</i>                      | <i>Jan 2010 -- Dec 2010</i> |                              |                       | <i>Month-to-Date: December - 2010</i> |                              |                       |
|----------------------------------|-----------------------------|------------------------------|-----------------------|---------------------------------------|------------------------------|-----------------------|
|                                  | <i>Weight<br/>(kg)</i>      | <i>FOB* Value<br/>(\$NZ)</i> | <i>Unit<br/>Value</i> | <i>Weight<br/>(kg)</i>                | <i>FOB* Value<br/>(\$NZ)</i> | <i>Unit<br/>Value</i> |
| <b>Thailand</b>                  |                             |                              |                       |                                       |                              |                       |
| Total for Southern Blue Whiting  | 34,840                      | 15,482                       |                       |                                       |                              |                       |
| <b>Squid</b>                     |                             |                              |                       |                                       |                              |                       |
| <i>Squid, Frozen HG</i>          | 19,500                      | 79,312                       | 4.07                  |                                       |                              |                       |
| <i>Squid, Frozen Other Form</i>  | 95,786                      | 353,698                      | 3.69                  |                                       |                              |                       |
| <i>Squid, Frozen Whole</i>       | 228,525                     | 517,146                      | 2.26                  |                                       |                              |                       |
| Total for Squid                  | 343,811                     | 950,156                      |                       |                                       |                              |                       |
| <b>Tuna, Albacore/Longfinned</b> |                             |                              |                       |                                       |                              |                       |
| <i>Finfish, Frozen Whole</i>     | 284,336                     | 954,162                      | 3.36                  | 14,964                                | 44,444                       | 2.97                  |
| Total for Tuna, Albacore/Longfin | 284,336                     | 954,162                      |                       | 14,964                                | 44,444                       |                       |
| <b>Tuna, Other</b>               |                             |                              |                       |                                       |                              |                       |
| <i>Finfish, Frozen Fillets</i>   | 45,993                      | 154,443                      | 3.36                  |                                       |                              |                       |
| Total for Tuna, Other            | 45,993                      | 154,443                      |                       |                                       |                              |                       |
| <b>Tuna, Skipjack</b>            |                             |                              |                       |                                       |                              |                       |
| <i>Finfish, Frozen Whole</i>     | 3,222,242                   | 4,579,080                    | 1.42                  |                                       |                              |                       |
| Total for Tuna, Skipjack         | 3,222,242                   | 4,579,080                    |                       |                                       |                              |                       |
| Total for Thailand               | 5,088,210                   | 12,280,503                   |                       | 118,619                               | 981,884                      |                       |

| <b>NETT</b>                                     | <b>Jan 2010 -- Dec 2010</b> |                              |                       | <b>Month-to-Date: December - 2010</b> |                              |                       |
|---|-----------------------------|------------------------------|-----------------------|---------------------------------------|------------------------------|-----------------------|
|   | <b>Weight<br/>(kg)</b>      | <b>FOB* Value<br/>(\$NZ)</b> | <b>Unit<br/>Value</b> | <b>Weight<br/>(kg)</b>                | <b>FOB* Value<br/>(\$NZ)</b> | <b>Unit<br/>Value</b> |
| <b>Tonga</b>                                    |                             |                              |                       |                                       |                              |                       |
| <b>Anchovies</b>                                |                             |                              |                       |                                       |                              |                       |
| <i>Finfish, Processed Cans or Jars, Whole o</i> | 1                           | 13                           | 13.00                 |                                       |                              |                       |
| <b>Total for Anchovies</b>                      | <b>1</b>                    | <b>13</b>                    |                       |                                       |                              |                       |
| <b>Crab</b>                                     |                             |                              |                       |                                       |                              |                       |
| <i>Other Crustacea, Canned or otherwise p</i>   | 40                          | 419                          | 10.48                 |                                       |                              |                       |
| <b>Total for Crab</b>                           | <b>40</b>                   | <b>419</b>                   |                       |                                       |                              |                       |
| <b>Crustaceans</b>                              |                             |                              |                       |                                       |                              |                       |
| <i>Other Crustacea, Live, Chilled or Frozen</i> | 1                           | 49                           | 49.00                 |                                       |                              |                       |
| <b>Total for Crustaceans</b>                    | <b>1</b>                    | <b>49</b>                    |                       |                                       |                              |                       |
| <b>Finfish, other fish meat</b>                 |                             |                              |                       |                                       |                              |                       |
| <i>Finfish, Processed Other</i>                 | 600                         | 3,148                        | 5.25                  |                                       |                              |                       |
| <b>Total for Finfish, other fish meat</b>       | <b>600</b>                  | <b>3,148</b>                 |                       |                                       |                              |                       |
| <b>Groper</b>                                   |                             |                              |                       |                                       |                              |                       |
| <i>Finfish, Chilled Fillets</i>                 | 1                           | 60                           | 60.00                 |                                       |                              |                       |
| <b>Total for Groper</b>                         | <b>1</b>                    | <b>60</b>                    |                       |                                       |                              |                       |
| <b>KahBarrTuna pack other</b>                   |                             |                              |                       |                                       |                              |                       |
| <i>Finfish, Processed Packed</i>                | 1,500                       | 8,097                        | 5.40                  |                                       |                              |                       |
| <b>Total for KahBarrTuna pack oth</b>           | <b>1,500</b>                | <b>8,097</b>                 |                       |                                       |                              |                       |
| <b>Kingfish, Yellowtail</b>                     |                             |                              |                       |                                       |                              |                       |
| <i>Finfish, Chilled Fillets</i>                 | 3                           | 133                          | 44.33                 |                                       |                              |                       |
| <b>Total for Kingfish, Yellowtail</b>           | <b>3</b>                    | <b>133</b>                   |                       |                                       |                              |                       |
| <b>Mackerel</b>                                 |                             |                              |                       |                                       |                              |                       |
| <i>Finfish, Processed Cans or Jars, Whole o</i> | 1,958                       | 5,523                        | 2.82                  |                                       |                              |                       |
| <b>Total for Mackerel</b>                       | <b>1,958</b>                | <b>5,523</b>                 |                       |                                       |                              |                       |
| <b>Monkfish (Stargazer)</b>                     |                             |                              |                       |                                       |                              |                       |
| <i>Finfish, Chilled Whole</i>                   | 2                           | 80                           | 40.00                 |                                       |                              |                       |
| <b>Total for Monkfish (Stargazer)</b>           | <b>2</b>                    | <b>80</b>                    |                       |                                       |                              |                       |
| <b>Mussels</b>                                  |                             |                              |                       |                                       |                              |                       |
| <i>Mussels, HS Frozen</i>                       | 638                         | 3,509                        | 5.50                  |                                       |                              |                       |
| <i>Mussels, Meat Frozen</i>                     | 900                         | 8,126                        | 9.03                  |                                       |                              |                       |
| <i>Mussels, Whole Frozen</i>                    | 120                         | 403                          | 3.36                  |                                       |                              |                       |
| <b>Total for Mussels</b>                        | <b>1,658</b>                | <b>12,038</b>                |                       |                                       |                              |                       |
| <b>Octopus</b>                                  |                             |                              |                       |                                       |                              |                       |
| <i>Other Molluscs, Live, Chilled or Frozen</i>  | 270                         | 2,327                        | 8.62                  |                                       |                              |                       |
| <b>Total for Octopus</b>                        | <b>270</b>                  | <b>2,327</b>                 |                       |                                       |                              |                       |
| <b>Other chilled finfish</b>                    |                             |                              |                       |                                       |                              |                       |
| <i>Finfish, Chilled Whole</i>                   | 1                           | 86                           | 86.00                 |                                       |                              |                       |
| <b>Total for Other chilled finfish</b>          | <b>1</b>                    | <b>86</b>                    |                       |                                       |                              |                       |



| <b>NETT</b>                                     | <b>Jan 2010 -- Dec 2010</b> |                              |                       | <b>Month-to-Date: December - 2010</b> |                              |                       |
|---|-----------------------------|------------------------------|-----------------------|---------------------------------------|------------------------------|-----------------------|
|   | <b>Weight<br/>(kg)</b>      | <b>FOB* Value<br/>(\$NZ)</b> | <b>Unit<br/>Value</b> | <b>Weight<br/>(kg)</b>                | <b>FOB* Value<br/>(\$NZ)</b> | <b>Unit<br/>Value</b> |
| <b>Tonga</b>                                    |                             |                              |                       |                                       |                              |                       |
| <b>Other Crustacea: Ch/Fzn</b>                  |                             |                              |                       |                                       |                              |                       |
| <i>Other Crustacea, Live, Chilled or Frozen</i> | 6                           | 1,144                        | 190.67                |                                       |                              |                       |
| <b>Total for Other Crustacea: Ch/Fz</b>         | <b>6</b>                    | <b>1,144</b>                 |                       |                                       |                              |                       |
| <b>Other frozen fillets</b>                     |                             |                              |                       |                                       |                              |                       |
| <i>Finfish, Frozen Fillets</i>                  | 800                         | 4,003                        | 5.00                  |                                       |                              |                       |
| <b>Total for Other frozen fillets</b>           | <b>800</b>                  | <b>4,003</b>                 |                       |                                       |                              |                       |
| <b>Other frozen finfish</b>                     |                             |                              |                       |                                       |                              |                       |
| <i>Finfish, Frozen Other form</i>               | 1                           | 55                           | 55.00                 |                                       |                              |                       |
| <i>Finfish, Frozen Whole</i>                    | 2,664                       | 7,683                        | 2.88                  | 1,014                                 | 3,026                        | 2.98                  |
| <b>Total for Other frozen finfish</b>           | <b>2,665</b>                | <b>7,738</b>                 |                       | <b>1,014</b>                          | <b>3,026</b>                 |                       |
| <b>Oysters</b>                                  |                             |                              |                       |                                       |                              |                       |
| <i>Oysters, Chilled or Frozen</i>               | 1,011                       | 11,459                       | 11.33                 |                                       |                              |                       |
| <b>Total for Oysters</b>                        | <b>1,011</b>                | <b>11,459</b>                |                       |                                       |                              |                       |
| <b>Salmon</b>                                   |                             |                              |                       |                                       |                              |                       |
| <i>Finfish, Processed Cans or Jars, Whole o</i> | 141                         | 1,884                        | 13.36                 |                                       |                              |                       |
| <b>Total for Salmon</b>                         | <b>141</b>                  | <b>1,884</b>                 |                       |                                       |                              |                       |
| <b>Salmon, Other</b>                            |                             |                              |                       |                                       |                              |                       |
| <i>Finfish, Frozen Other form</i>               | 3                           | 75                           | 25.00                 |                                       |                              |                       |
| <i>Finfish, Frozen Whole</i>                    | 34                          | 447                          | 13.15                 |                                       |                              |                       |
| <b>Total for Salmon, Other</b>                  | <b>37</b>                   | <b>522</b>                   |                       |                                       |                              |                       |
| <b>Salmon, Pacific</b>                          |                             |                              |                       |                                       |                              |                       |
| <i>Finfish, Chilled Whole</i>                   | 1                           | 64                           | 64.00                 |                                       |                              |                       |
| <i>Finfish, Processed Smoked</i>                | 178                         | 7,372                        | 41.42                 | 10                                    | 785                          | 78.50                 |
| <b>Total for Salmon, Pacific</b>                | <b>179</b>                  | <b>7,436</b>                 |                       | <b>10</b>                             | <b>785</b>                   |                       |
| <b>Sardines</b>                                 |                             |                              |                       |                                       |                              |                       |
| <i>Finfish, Processed Cans or Jars, Whole o</i> | 44                          | 661                          | 15.02                 |                                       |                              |                       |
| <b>Total for Sardines</b>                       | <b>44</b>                   | <b>661</b>                   |                       |                                       |                              |                       |
| <b>Scallops</b>                                 |                             |                              |                       |                                       |                              |                       |
| <i>Other Molluscs, Live, Chilled or Frozen</i>  | 221                         | 4,177                        | 18.90                 | 50                                    | 945                          | 18.90                 |
| <b>Total for Scallops</b>                       | <b>221</b>                  | <b>4,177</b>                 |                       | <b>50</b>                             | <b>945</b>                   |                       |
| <b>Shrimps &amp; Prawns</b>                     |                             |                              |                       |                                       |                              |                       |
| <i>Other Crustacea, Live, Chilled or Frozen</i> | 6,797                       | 87,649                       | 12.90                 | 810                                   | 12,429                       | 15.34                 |
| <b>Total for Shrimps &amp; Prawns</b>           | <b>6,797</b>                | <b>87,649</b>                |                       | <b>810</b>                            | <b>12,429</b>                |                       |
| <b>Snapper</b>                                  |                             |                              |                       |                                       |                              |                       |
| <i>Finfish, Chilled Fillets</i>                 | 1                           | 37                           | 37.00                 |                                       |                              |                       |
| <b>Total for Snapper</b>                        | <b>1</b>                    | <b>37</b>                    |                       |                                       |                              |                       |
| <b>Sole</b>                                     |                             |                              |                       |                                       |                              |                       |
| <i>Finfish, Chilled Other form</i>              | 3                           | 48                           | 16.00                 |                                       |                              |                       |

| <b>NETT</b>                                     | <b>Jan 2010 -- Dec 2010</b> |                              |                       | <b>Month-to-Date: December - 2010</b> |                              |                       |
|---|-----------------------------|------------------------------|-----------------------|---------------------------------------|------------------------------|-----------------------|
|   | <b>Weight<br/>(kg)</b>      | <b>FOB* Value<br/>(\$NZ)</b> | <b>Unit<br/>Value</b> | <b>Weight<br/>(kg)</b>                | <b>FOB* Value<br/>(\$NZ)</b> | <b>Unit<br/>Value</b> |
| <b>Tonga</b>                                    |                             |                              |                       |                                       |                              |                       |
| <b>Total for Sole</b>                           | 3                           | 48                           |                       |                                       |                              |                       |
| <b>Squid</b>                                    |                             |                              |                       |                                       |                              |                       |
| <i>Squid, Frozen Other Form</i>                 | 68,853                      | 201,503                      | 2.93                  |                                       |                              |                       |
| <i>Squid, Frozen Tubes/Steaks</i>               | 225                         | 1,702                        | 7.56                  |                                       |                              |                       |
| <i>Squid, Frozen Whole</i>                      | 275                         | 2,198                        | 7.99                  |                                       |                              |                       |
| <b>Total for Squid</b>                          | 69,353                      | 205,403                      |                       |                                       |                              |                       |
| <b>Surimi, Other species</b>                    |                             |                              |                       |                                       |                              |                       |
| <i>Finfish, Surimi Other</i>                    | 5,150                       | 33,013                       | 6.41                  | 300                                   | 2,395                        | 7.98                  |
| <b>Total for Surimi, Other species</b>          | 5,150                       | 33,013                       |                       | 300                                   | 2,395                        |                       |
| <b>Tuna, Other</b>                              |                             |                              |                       |                                       |                              |                       |
| <i>Finfish, Processed Cans or Jars, Minced</i>  | 178                         | 691                          | 3.88                  |                                       |                              |                       |
| <b>Total for Tuna, Other</b>                    | 178                         | 691                          |                       |                                       |                              |                       |
| <b>Tuna, Yellowfin</b>                          |                             |                              |                       |                                       |                              |                       |
| <i>Finfish, Chilled Other form</i>              | 1                           | 82                           | 82.00                 |                                       |                              |                       |
| <i>Finfish, Processed Cans or Jars, Whole o</i> | 467                         | 5,081                        | 10.88                 |                                       |                              |                       |
| <b>Total for Tuna, Yellowfin</b>                | 468                         | 5,163                        |                       |                                       |                              |                       |
| <b>Total for Tonga</b>                          | 93,089                      | 403,001                      |                       | 2,184                                 | 19,580                       |                       |

| <i>NETT</i>                     | <i>Jan 2010 -- Dec 2010</i> |                              |                       | <i>Month-to-Date: December - 2010</i> |                              |                       |
|---------------------------------|-----------------------------|------------------------------|-----------------------|---------------------------------------|------------------------------|-----------------------|
|                                 | <i>Weight<br/>(kg)</i>      | <i>FOB* Value<br/>(\$NZ)</i> | <i>Unit<br/>Value</i> | <i>Weight<br/>(kg)</i>                | <i>FOB* Value<br/>(\$NZ)</i> | <i>Unit<br/>Value</i> |
| <b>Tunisia</b>                  |                             |                              |                       |                                       |                              |                       |
| <b>Tuna, Skipjack</b>           |                             |                              |                       |                                       |                              |                       |
| <i>Finfish, Frozen Whole</i>    | 494,675                     | 714,845                      | 1.45                  |                                       |                              |                       |
| <b>Total for Tuna, Skipjack</b> | 494,675                     | 714,845                      |                       |                                       |                              |                       |
| <b>Total for Tunisia</b>        | 494,675                     | 714,845                      |                       |                                       |                              |                       |

| <b>NETT</b>                                    | <b>Jan 2010 -- Dec 2010</b> |                              |                       | <b>Month-to-Date: December - 2010</b> |                              |                       |
|--|-----------------------------|------------------------------|-----------------------|---------------------------------------|------------------------------|-----------------------|
|  | <b>Weight<br/>(kg)</b>      | <b>FOB* Value<br/>(\$NZ)</b> | <b>Unit<br/>Value</b> | <b>Weight<br/>(kg)</b>                | <b>FOB* Value<br/>(\$NZ)</b> | <b>Unit<br/>Value</b> |
| <b>Turkey</b>                                  |                             |                              |                       |                                       |                              |                       |
| <b>Cod, Blue</b>                               |                             |                              |                       |                                       |                              |                       |
| <i>Finfish, Frozen Fillets</i>                 | 500                         | 13,539                       | 27.08                 |                                       |                              |                       |
| <b>Total for Cod, Blue</b>                     | <b>500</b>                  | <b>13,539</b>                |                       |                                       |                              |                       |
| <b>Hoki</b>                                    |                             |                              |                       |                                       |                              |                       |
| <i>Finfish, Frozen Fillets</i>                 | 4,000                       | 20,022                       | 5.01                  |                                       |                              |                       |
| <b>Total for Hoki</b>                          | <b>4,000</b>                | <b>20,022</b>                |                       |                                       |                              |                       |
| <b>Mussels</b>                                 |                             |                              |                       |                                       |                              |                       |
| <i>Mussels, HS Frozen</i>                      | 1,200                       | 5,209                        | 4.34                  |                                       |                              |                       |
| <i>Mussels, Meat Frozen</i>                    | 3,600                       | 26,790                       | 7.44                  |                                       |                              |                       |
| <i>Mussels, Whole Frozen</i>                   | 500                         | 1,653                        | 3.31                  |                                       |                              |                       |
| <b>Total for Mussels</b>                       | <b>5,300</b>                | <b>33,652</b>                |                       |                                       |                              |                       |
| <b>Other clams frozen</b>                      |                             |                              |                       |                                       |                              |                       |
| <i>Other Molluscs, Live, Chilled or Frozen</i> | 700                         | 5,054                        | 7.22                  |                                       |                              |                       |
| <b>Total for Other clams frozen</b>            | <b>700</b>                  | <b>5,054</b>                 |                       |                                       |                              |                       |
| <b>Other frozen fillets</b>                    |                             |                              |                       |                                       |                              |                       |
| <i>Finfish, Frozen Fillets</i>                 | 360                         | 6,133                        | 17.04                 |                                       |                              |                       |
| <b>Total for Other frozen fillets</b>          | <b>360</b>                  | <b>6,133</b>                 |                       |                                       |                              |                       |
| <b>Other frozen finfish</b>                    |                             |                              |                       |                                       |                              |                       |
| <i>Finfish, Frozen Whole</i>                   | 1,000                       | 6,113                        | 6.11                  |                                       |                              |                       |
| <b>Total for Other frozen finfish</b>          | <b>1,000</b>                | <b>6,113</b>                 |                       |                                       |                              |                       |
| <b>Oysters</b>                                 |                             |                              |                       |                                       |                              |                       |
| <i>Oysters, Chilled or Frozen</i>              | 2,500                       | 17,512                       | 7.00                  |                                       |                              |                       |
| <b>Total for Oysters</b>                       | <b>2,500</b>                | <b>17,512</b>                |                       |                                       |                              |                       |
| <b>Paua</b>                                    |                             |                              |                       |                                       |                              |                       |
| <i>Other Molluscs, Live, Chilled or Frozen</i> | 284                         | 19,224                       | 67.69                 |                                       |                              |                       |
| <b>Total for Paua</b>                          | <b>284</b>                  | <b>19,224</b>                |                       |                                       |                              |                       |
| <b>Scallops</b>                                |                             |                              |                       |                                       |                              |                       |
| <i>Other Molluscs, Live, Chilled or Frozen</i> | 1,000                       | 34,460                       | 34.46                 |                                       |                              |                       |
| <b>Total for Scallops</b>                      | <b>1,000</b>                | <b>34,460</b>                |                       |                                       |                              |                       |
| <b>Total for Turkey</b>                        | <b>15,644</b>               | <b>155,709</b>               |                       |                                       |                              |                       |

| <b>NETT</b>                                | <i>Jan 2010 -- Dec 2010</i> |                              |                       | <i>Month-to-Date: December - 2010</i> |                              |                       |
|--|-----------------------------|------------------------------|-----------------------|---------------------------------------|------------------------------|-----------------------|
|  | <i>Weight<br/>(kg)</i>      | <i>FOB* Value<br/>(\$NZ)</i> | <i>Unit<br/>Value</i> | <i>Weight<br/>(kg)</i>                | <i>FOB* Value<br/>(\$NZ)</i> | <i>Unit<br/>Value</i> |
| <b>Tuvalu</b>                              |                             |                              |                       |                                       |                              |                       |
| <b>Mackerel</b>                            |                             |                              |                       |                                       |                              |                       |
| <i>Finfish, Chilled Headed and Guttred</i> | 41                          | 1,279                        | 31.20                 |                                       |                              |                       |
| <b>Total for Mackerel</b>                  | 41                          | 1,279                        |                       |                                       |                              |                       |
| <b>Mullet</b>                              |                             |                              |                       |                                       |                              |                       |
| <i>Finfish, Frozen Whole</i>               | 30                          | 1,080                        | 36.00                 |                                       |                              |                       |
| <b>Total for Mullet</b>                    | 30                          | 1,080                        |                       |                                       |                              |                       |
| <b>Mussels</b>                             |                             |                              |                       |                                       |                              |                       |
| <i>Mussels, HS Frozen</i>                  | 480                         | 1,320                        | 2.75                  |                                       |                              |                       |
| <b>Total for Mussels</b>                   | 480                         | 1,320                        |                       |                                       |                              |                       |
| <b>Total for Tuvalu</b>                    | 551                         | 3,679                        |                       |                                       |                              |                       |

| <b>NETT</b>                               | <b>Jan 2010 -- Dec 2010</b> |                              |                       | <b>Month-to-Date: December - 2010</b> |                              |                       |
|---|-----------------------------|------------------------------|-----------------------|---------------------------------------|------------------------------|-----------------------|
|   | <b>Weight<br/>(kg)</b>      | <b>FOB* Value<br/>(\$NZ)</b> | <b>Unit<br/>Value</b> | <b>Weight<br/>(kg)</b>                | <b>FOB* Value<br/>(\$NZ)</b> | <b>Unit<br/>Value</b> |
| <b>Ukraine</b>                            |                             |                              |                       |                                       |                              |                       |
| <b>Cardinal Fish</b>                      |                             |                              |                       |                                       |                              |                       |
| <i>Finfish, Frozen Headed and Guttred</i> | 11,715                      | 47,011                       | 4.01                  |                                       |                              |                       |
| <b>Total for Cardinal Fish</b>            | <b>11,715</b>               | <b>47,011</b>                |                       |                                       |                              |                       |
| <b>Cod, Red</b>                           |                             |                              |                       |                                       |                              |                       |
| <i>Finfish, Frozen Fillets</i>            | 18,200                      | 81,618                       | 4.48                  |                                       |                              |                       |
| <i>Finfish, Frozen Headed and Guttred</i> | 381,454                     | 1,049,165                    | 2.75                  | 16,052                                | 41,885                       | 2.61                  |
| <i>Finfish, Frozen Other form</i>         | 24,780                      | 59,989                       | 2.42                  | 1,108                                 | 2,146                        | 1.94                  |
| <b>Total for Cod, Red</b>                 | <b>424,434</b>              | <b>1,190,772</b>             |                       | <b>17,160</b>                         | <b>44,031</b>                |                       |
| <b>Eels</b>                               |                             |                              |                       |                                       |                              |                       |
| <i>Finfish, Frozen Other form</i>         | 14,870                      | 111,852                      | 7.52                  |                                       |                              |                       |
| <b>Total for Eels</b>                     | <b>14,870</b>               | <b>111,852</b>               |                       |                                       |                              |                       |
| <b>Hoki</b>                               |                             |                              |                       |                                       |                              |                       |
| <i>Finfish, Frozen Headed and Guttred</i> | 420,012                     | 767,256                      | 1.83                  | 3,520                                 | 7,399                        | 2.10                  |
| <b>Total for Hoki</b>                     | <b>420,012</b>              | <b>767,256</b>               |                       | <b>3,520</b>                          | <b>7,399</b>                 |                       |
| <b>Ling</b>                               |                             |                              |                       |                                       |                              |                       |
| <i>Finfish, Frozen Headed and Guttred</i> | 72,782                      | 303,435                      | 4.17                  | 25,761                                | 122,171                      | 4.74                  |
| <i>Finfish, Frozen Other form</i>         | 24,402                      | 80,721                       | 3.31                  | 2,376                                 | 7,016                        | 2.95                  |
| <b>Total for Ling</b>                     | <b>97,184</b>               | <b>384,156</b>               |                       | <b>28,137</b>                         | <b>129,187</b>               |                       |
| <b>Mackerel, Blue</b>                     |                             |                              |                       |                                       |                              |                       |
| <i>Finfish, Frozen Headed and Guttred</i> | 85,120                      | 171,443                      | 2.01                  |                                       |                              |                       |
| <i>Finfish, Frozen Other form</i>         | 1,147,415                   | 2,325,057                    | 2.03                  | 51,230                                | 108,021                      | 2.11                  |
| <i>Finfish, Frozen Whole</i>              | 208,050                     | 190,423                      | 0.92                  |                                       |                              |                       |
| <b>Total for Mackerel, Blue</b>           | <b>1,440,585</b>            | <b>2,686,923</b>             |                       | <b>51,230</b>                         | <b>108,021</b>               |                       |
| <b>Mackerel, Jack</b>                     |                             |                              |                       |                                       |                              |                       |
| <i>Finfish, Frozen Headed and Guttred</i> | 491,580                     | 962,881                      | 1.96                  |                                       |                              |                       |
| <i>Finfish, Frozen Other form</i>         | 1,069,000                   | 1,972,440                    | 1.85                  | 39,300                                | 79,246                       | 2.02                  |
| <i>Finfish, Frozen Whole</i>              | 4,080                       | 5,376                        | 1.32                  |                                       |                              |                       |
| <b>Total for Mackerel, Jack</b>           | <b>1,564,660</b>            | <b>2,940,697</b>             |                       | <b>39,300</b>                         | <b>79,246</b>                |                       |
| <b>Mussels</b>                            |                             |                              |                       |                                       |                              |                       |
| <i>Mussels, HS Frozen</i>                 | 9,000                       | 42,785                       | 4.75                  |                                       |                              |                       |
| <i>Mussels, Meat Frozen</i>               | 5,390                       | 34,443                       | 6.39                  |                                       |                              |                       |
| <b>Total for Mussels</b>                  | <b>14,390</b>               | <b>77,228</b>                |                       |                                       |                              |                       |
| <b>Oreo Dory, Black</b>                   |                             |                              |                       |                                       |                              |                       |
| <i>Finfish, Frozen Headed and Guttred</i> | 143,836                     | 334,184                      | 2.32                  |                                       |                              |                       |
| <b>Total for Oreo Dory, Black</b>         | <b>143,836</b>              | <b>334,184</b>               |                       |                                       |                              |                       |
| <b>Oreo Dory, Other</b>                   |                             |                              |                       |                                       |                              |                       |
| <i>Finfish, Frozen Whole</i>              | 227,920                     | 313,180                      | 1.37                  | 8,340                                 | 11,625                       | 1.39                  |
| <b>Total for Oreo Dory, Other</b>         | <b>227,920</b>              | <b>313,180</b>               |                       | <b>8,340</b>                          | <b>11,625</b>                |                       |
| <b>Other chilled finfish</b>              |                             |                              |                       |                                       |                              |                       |

| <b>NETT</b>                                     | <b>Jan 2010 -- Dec 2010</b> |                              |                       | <b>Month-to-Date: December - 2010</b> |                              |                       |
|---|-----------------------------|------------------------------|-----------------------|---------------------------------------|------------------------------|-----------------------|
|   | <b>Weight<br/>(kg)</b>      | <b>FOB* Value<br/>(\$NZ)</b> | <b>Unit<br/>Value</b> | <b>Weight<br/>(kg)</b>                | <b>FOB* Value<br/>(\$NZ)</b> | <b>Unit<br/>Value</b> |
| <b>Ukraine</b>                                  |                             |                              |                       |                                       |                              |                       |
| <i>Finfish, Chilled Headed and Guttled</i>      | 15,480                      | 20,968                       | 1.35                  |                                       |                              |                       |
| <i>Finfish, Chilled Whole</i>                   | 30,480                      | 48,151                       | 1.58                  |                                       |                              |                       |
| <b>Total for Other chilled finfish</b>          | <b>45,960</b>               | <b>69,119</b>                |                       |                                       |                              |                       |
| <b>Other frozen fillets</b>                     |                             |                              |                       |                                       |                              |                       |
| <i>Finfish, Frozen Fillets</i>                  | 13                          | 14                           | 1.08                  |                                       |                              |                       |
| <b>Total for Other frozen fillets</b>           | <b>13</b>                   | <b>14</b>                    |                       |                                       |                              |                       |
| <b>Other frozen finfish</b>                     |                             |                              |                       |                                       |                              |                       |
| <i>Finfish, Frozen Headed and Guttled</i>       | 106,023                     | 194,034                      | 1.83                  |                                       |                              |                       |
| <i>Finfish, Frozen Other form</i>               | 131,654                     | 219,065                      | 1.66                  | 5,860                                 | 10,287                       | 1.76                  |
| <i>Finfish, Frozen Whole</i>                    | 34,989                      | 82,228                       | 2.35                  | 4,740                                 | 5,542                        | 1.17                  |
| <b>Total for Other frozen finfish</b>           | <b>272,666</b>              | <b>495,327</b>               |                       | <b>10,600</b>                         | <b>15,829</b>                |                       |
| <b>Sea Bass</b>                                 |                             |                              |                       |                                       |                              |                       |
| <i>Finfish, Frozen Whole</i>                    | 12,590                      | 26,985                       | 2.14                  |                                       |                              |                       |
| <b>Total for Sea Bass</b>                       | <b>12,590</b>               | <b>26,985</b>                |                       |                                       |                              |                       |
| <b>Shrimps &amp; Prawns</b>                     |                             |                              |                       |                                       |                              |                       |
| <i>Other Crustacea, Live, Chilled or Frozen</i> | 3,000                       | 88,333                       | 29.44                 |                                       |                              |                       |
| <b>Total for Shrimps &amp; Prawns</b>           | <b>3,000</b>                | <b>88,333</b>                |                       |                                       |                              |                       |
| <b>Southern Blue Whiting</b>                    |                             |                              |                       |                                       |                              |                       |
| <i>Finfish, Frozen Headed and Guttled</i>       | 974,967                     | 1,958,977                    | 2.01                  | 51,458                                | 106,364                      | 2.07                  |
| <i>Finfish, Frozen Other form</i>               | 914,394                     | 1,642,469                    | 1.80                  | 218,430                               | 372,345                      | 1.70                  |
| <b>Total for Southern Blue Whiting</b>          | <b>1,889,361</b>            | <b>3,601,446</b>             |                       | <b>269,888</b>                        | <b>478,709</b>               |                       |
| <b>Squid</b>                                    |                             |                              |                       |                                       |                              |                       |
| <i>Squid, Frozen Whole</i>                      | 3,668                       | 13,121                       | 3.58                  |                                       |                              |                       |
| <b>Total for Squid</b>                          | <b>3,668</b>                | <b>13,121</b>                |                       |                                       |                              |                       |
| <b>Warehou, Blue</b>                            |                             |                              |                       |                                       |                              |                       |
| <i>Finfish, Frozen Headed and Guttled</i>       | 48,264                      | 105,798                      | 2.19                  |                                       |                              |                       |
| <i>Finfish, Frozen Other form</i>               | 26,040                      | 67,105                       | 2.58                  |                                       |                              |                       |
| <b>Total for Warehou, Blue</b>                  | <b>74,304</b>               | <b>172,903</b>               |                       |                                       |                              |                       |
| <b>Warehou, Silver</b>                          |                             |                              |                       |                                       |                              |                       |
| <i>Finfish, Frozen Fillets</i>                  | 13,395                      | 32,615                       | 2.43                  |                                       |                              |                       |
| <i>Finfish, Frozen Headed and Guttled</i>       | 87,964                      | 284,411                      | 3.23                  | 31,480                                | 88,090                       | 2.80                  |
| <i>Finfish, Frozen Other form</i>               | 67,339                      | 215,526                      | 3.20                  | 21,099                                | 67,624                       | 3.21                  |
| <i>Finfish, Frozen Whole</i>                    | 15,130                      | 46,368                       | 3.06                  |                                       |                              |                       |
| <b>Total for Warehou, Silver</b>                | <b>183,828</b>              | <b>578,920</b>               |                       | <b>52,579</b>                         | <b>155,714</b>               |                       |
| <b>Warehou, White</b>                           |                             |                              |                       |                                       |                              |                       |
| <i>Finfish, Frozen Fillets</i>                  | 338                         | 821                          | 2.43                  |                                       |                              |                       |
| <b>Total for Warehou, White</b>                 | <b>338</b>                  | <b>821</b>                   |                       |                                       |                              |                       |
| <b>Total for Ukraine</b>                        | <b>6,845,334</b>            | <b>13,900,248</b>            |                       | <b>480,754</b>                        | <b>1,029,761</b>             |                       |

| <b>NETT</b> | <b>Jan 2010 -- Dec 2010</b> |                        |                       | <b>Month-to-Date: December - 2010</b> |                        |                       |
|-------------|-----------------------------|------------------------|-----------------------|---------------------------------------|------------------------|-----------------------|
|             | <b>Weight<br/>(kg)</b>      | <b>FOB*<br/>(\$NZ)</b> | <b>Value<br/>Unit</b> | <b>Weight<br/>(kg)</b>                | <b>FOB*<br/>(\$NZ)</b> | <b>Value<br/>Unit</b> |

## United Arab Emirates

### Bluenose

|                               |           |              |       |  |  |  |
|-------------------------------|-----------|--------------|-------|--|--|--|
| <i>Finfish, Chilled Whole</i> | 85        | 2,133        | 25.09 |  |  |  |
| <b>Total for Bluenose</b>     | <b>85</b> | <b>2,133</b> |       |  |  |  |

### Cockles

|  |              |              |      |  |  |  |
|--|--------------|--------------|------|--|--|--|
| <i>Other Molluscs, Live, Chilled or Frozen</i> | 1,160        | 9,280        | 8.00 |  |  |  |
| <b>Total for Cockles</b>                       | <b>1,160</b> | <b>9,280</b> |      |  |  |  |

### Crustaceans

|   |           |              |       |  |  |  |
|---|-----------|--------------|-------|--|--|--|
| <i>Other Crustacea, Live, Chilled or Frozen</i> | 53        | 2,377        | 44.85 |  |  |  |
| <b>Total for Crustaceans</b>                    | <b>53</b> | <b>2,377</b> |       |  |  |  |

### Eels

|                              |            |              |       |            |              |       |
|------------------------------|------------|--------------|-------|------------|--------------|-------|
| <i>Finfish, Frozen Whole</i> | 255        | 5,125        | 20.10 | 255        | 5,125        | 20.10 |
| <b>Total for Eels</b>        | <b>255</b> | <b>5,125</b> |       | <b>255</b> | <b>5,125</b> |       |

### Groper

|  |            |               |       |           |              |       |
|--|------------|---------------|-------|-----------|--------------|-------|
| <i>Finfish, Chilled Headed and Guttled</i> | 28         | 815           | 29.11 |           |              |       |
| <i>Finfish, Chilled Whole</i>              | 485        | 12,316        | 25.39 | 78        | 1,854        | 23.77 |
| <b>Total for Groper</b>                    | <b>513</b> | <b>13,131</b> |       | <b>78</b> | <b>1,854</b> |       |

### Gurnard

|                               |            |              |       |           |           |      |
|-------------------------------|------------|--------------|-------|-----------|-----------|------|
| <i>Finfish, Chilled Whole</i> | 141        | 2,970        | 21.06 | 10        | 90        | 9.00 |
| <b>Total for Gurnard</b>      | <b>141</b> | <b>2,970</b> |       | <b>10</b> | <b>90</b> |      |

### Hoki

|                                |               |                |      |  |  |  |
|--------------------------------|---------------|----------------|------|--|--|--|
| <i>Finfish, Frozen Fillets</i> | 20,400        | 128,640        | 6.31 |  |  |  |
| <b>Total for Hoki</b>          | <b>20,400</b> | <b>128,640</b> |      |  |  |  |

### John Dory

|                                    |              |                |       |            |               |       |
|------------------------------------|--------------|----------------|-------|------------|---------------|-------|
| <i>Finfish, Chilled Other form</i> | 31           | 783            | 25.26 |            |               |       |
| <i>Finfish, Chilled Whole</i>      | 4,494        | 106,325        | 23.66 | 583        | 12,085        | 20.73 |
| <b>Total for John Dory</b>         | <b>4,525</b> | <b>107,108</b> |       | <b>583</b> | <b>12,085</b> |       |

### Kingfish, Yellowtail

|                                       |           |            |       |  |  |  |
|---------------------------------------|-----------|------------|-------|--|--|--|
| <i>Finfish, Chilled Whole</i>         | 10        | 233        | 23.30 |  |  |  |
| <b>Total for Kingfish, Yellowtail</b> | <b>10</b> | <b>233</b> |       |  |  |  |

### Mussels

|                                  |                |                  |       |              |               |       |
|----------------------------------|----------------|------------------|-------|--------------|---------------|-------|
| <i>Mussels, HS Fresh/Chld</i>    | 203            | 1,362            | 6.71  |              |               |       |
| <i>Mussels, HS Frozen</i>        | 286,729        | 1,727,358        | 6.02  | 8,832        | 44,201        | 5.00  |
| <i>Mussels, Live</i>             | 1,890          | 16,990           | 8.99  |              |               |       |
| <i>Mussels, Proc in Can, Jar</i> | 750            | 6,878            | 9.17  |              |               |       |
| <i>Mussels, Smoked</i>           | 114            | 5,024            | 44.07 | 16           | 681           | 42.56 |
| <i>Mussels, Whole Chilled</i>    | 1,000          | 1,484            | 1.48  |              |               |       |
| <i>Mussels, Whole Frozen</i>     | 22,128         | 110,148          | 4.98  |              |               |       |
| <b>Total for Mussels</b>         | <b>312,814</b> | <b>1,869,244</b> |       | <b>8,848</b> | <b>44,882</b> |       |

### Other chilled finfish



| <b>NETT</b>                                    | <b>Jan 2010 -- Dec 2010</b> |                              |                       | <b>Month-to-Date: December - 2010</b> |                              |                       |
|--|-----------------------------|------------------------------|-----------------------|---------------------------------------|------------------------------|-----------------------|
|  | <b>Weight<br/>(kg)</b>      | <b>FOB* Value<br/>(\$NZ)</b> | <b>Unit<br/>Value</b> | <b>Weight<br/>(kg)</b>                | <b>FOB* Value<br/>(\$NZ)</b> | <b>Unit<br/>Value</b> |
| <b>United Arab Emirates</b>                    |                             |                              |                       |                                       |                              |                       |
| <i>Finfish, Chilled Whole</i>                  | 366                         | 9,442                        | 25.80                 | 53                                    | 734                          | 13.85                 |
| <b>Total for Other chilled finfish</b>         | <b>366</b>                  | <b>9,442</b>                 |                       | <b>53</b>                             | <b>734</b>                   |                       |
| <b>Other clams frozen</b>                      |                             |                              |                       |                                       |                              |                       |
| <i>Other Molluscs, Live, Chilled or Frozen</i> | 22,415                      | 192,125                      | 8.57                  | 6,470                                 | 53,011                       | 8.19                  |
| <b>Total for Other clams frozen</b>            | <b>22,415</b>               | <b>192,125</b>               |                       | <b>6,470</b>                          | <b>53,011</b>                |                       |
| <b>Other Molluscs</b>                          |                             |                              |                       |                                       |                              |                       |
| <i>Other Molluscs, Live, Chilled or Frozen</i> | 1,000                       | 8,000                        | 8.00                  |                                       |                              |                       |
| <b>Total for Other Molluscs</b>                | <b>1,000</b>                | <b>8,000</b>                 |                       |                                       |                              |                       |
| <b>Oysters</b>                                 |                             |                              |                       |                                       |                              |                       |
| <i>Oysters, Chilled or Frozen</i>              | 16,615                      | 148,092                      | 8.91                  | 1,450                                 | 14,299                       | 9.86                  |
| <b>Total for Oysters</b>                       | <b>16,615</b>               | <b>148,092</b>               |                       | <b>1,450</b>                          | <b>14,299</b>                |                       |
| <b>Rock Lobster</b>                            |                             |                              |                       |                                       |                              |                       |
| <i>Rock Lobster, Chilled Live</i>              | 3,026                       | 283,818                      | 93.79                 |                                       |                              |                       |
| <i>Rock Lobster, Frozen Other form</i>         | 821                         | 82,826                       | 100.88                |                                       |                              |                       |
| <i>Rock Lobster, Frozen Whole</i>              | 10                          | 1,144                        | 114.40                |                                       |                              |                       |
| <b>Total for Rock Lobster</b>                  | <b>3,857</b>                | <b>367,788</b>               |                       |                                       |                              |                       |
| <b>Salmon, Pacific</b>                         |                             |                              |                       |                                       |                              |                       |
| <i>Finfish, Chilled Other form</i>             | 85                          | 1,592                        | 18.73                 |                                       |                              |                       |
| <i>Finfish, Chilled Whole</i>                  | 14,847                      | 267,694                      | 18.03                 | 744                                   | 9,213                        | 12.38                 |
| <i>Finfish, Processed Smoked</i>               | 1,287                       | 74,255                       | 57.70                 | 211                                   | 9,758                        | 46.25                 |
| <b>Total for Salmon, Pacific</b>               | <b>16,219</b>               | <b>343,541</b>               |                       | <b>955</b>                            | <b>18,971</b>                |                       |
| <b>Scallops</b>                                |                             |                              |                       |                                       |                              |                       |
| <i>Other Molluscs, Live, Chilled or Frozen</i> | 14,400                      | 73,363                       | 5.09                  | 10,440                                | 52,699                       | 5.05                  |
| <b>Total for Scallops</b>                      | <b>14,400</b>               | <b>73,363</b>                |                       | <b>10,440</b>                         | <b>52,699</b>                |                       |
| <b>Snapper</b>                                 |                             |                              |                       |                                       |                              |                       |
| <i>Finfish, Chilled Whole</i>                  | 2,944                       | 65,263                       | 22.17                 | 367                                   | 7,063                        | 19.25                 |
| <b>Total for Snapper</b>                       | <b>2,944</b>                | <b>65,263</b>                |                       | <b>367</b>                            | <b>7,063</b>                 |                       |
| <b>Trevally</b>                                |                             |                              |                       |                                       |                              |                       |
| <i>Finfish, Chilled Whole</i>                  | 21                          | 479                          | 22.81                 |                                       |                              |                       |
| <b>Total for Trevally</b>                      | <b>21</b>                   | <b>479</b>                   |                       |                                       |                              |                       |
| <b>Total for United Arab Emirates</b>          | <b>417,793</b>              | <b>3,348,334</b>             |                       | <b>29,509</b>                         | <b>210,813</b>               |                       |

| <b>NETT</b>                                    | <b>Jan 2010 -- Dec 2010</b> |                              |                       | <b>Month-to-Date: December - 2010</b> |                              |                       |
|--|-----------------------------|------------------------------|-----------------------|---------------------------------------|------------------------------|-----------------------|
|  | <b>Weight<br/>(kg)</b>      | <b>FOB* Value<br/>(\$NZ)</b> | <b>Unit<br/>Value</b> | <b>Weight<br/>(kg)</b>                | <b>FOB* Value<br/>(\$NZ)</b> | <b>Unit<br/>Value</b> |
| <b>United Kingdom</b>                          |                             |                              |                       |                                       |                              |                       |
| <b>Cockles</b>                                 |                             |                              |                       |                                       |                              |                       |
| <i>Other Molluscs, Live, Chilled or Frozen</i> | 5,986                       | 18,337                       | 3.06                  |                                       |                              |                       |
| <b>Total for Cockles</b>                       | <b>5,986</b>                | <b>18,337</b>                |                       |                                       |                              |                       |
| <b>Cod, Blue</b>                               |                             |                              |                       |                                       |                              |                       |
| <i>Finfish, Frozen Fillets</i>                 | 10                          | 44                           | 4.40                  |                                       |                              |                       |
| <b>Total for Cod, Blue</b>                     | <b>10</b>                   | <b>44</b>                    |                       |                                       |                              |                       |
| <b>Eels</b>                                    |                             |                              |                       |                                       |                              |                       |
| <i>Finfish, Frozen Whole</i>                   | 62,100                      | 387,400                      | 6.24                  |                                       |                              |                       |
| <b>Total for Eels</b>                          | <b>62,100</b>               | <b>387,400</b>               |                       |                                       |                              |                       |
| <b>Extracts &amp; Juices of Aq V</b>           |                             |                              |                       |                                       |                              |                       |
| <i>Other,</i>                                  | 1,380                       | 121,632                      | 88.14                 |                                       |                              |                       |
| <b>Total for Extracts &amp; Juices of Aq</b>   | <b>1,380</b>                | <b>121,632</b>               |                       |                                       |                              |                       |
| <b>Finfish extracts</b>                        |                             |                              |                       |                                       |                              |                       |
| <i>Finfish, Processed Other</i>                | 705                         | 45,337                       | 64.31                 |                                       |                              |                       |
| <b>Total for Finfish extracts</b>              | <b>705</b>                  | <b>45,337</b>                |                       |                                       |                              |                       |
| <b>Finfish, fillet blocks</b>                  |                             |                              |                       |                                       |                              |                       |
| <i>Finfish, Processed Other</i>                | 45                          | 104                          | 2.31                  |                                       |                              |                       |
| <b>Total for Finfish, fillet blocks</b>        | <b>45</b>                   | <b>104</b>                   |                       |                                       |                              |                       |
| <b>Finfish, other fish meat</b>                |                             |                              |                       |                                       |                              |                       |
| <i>Finfish, Processed Other</i>                | 20                          | 7                            | 0.35                  |                                       |                              |                       |
| <b>Total for Finfish, other fish meat</b>      | <b>20</b>                   | <b>7</b>                     |                       |                                       |                              |                       |
| <b>Ghostshark</b>                              |                             |                              |                       |                                       |                              |                       |
| <i>Finfish, Frozen Other form</i>              | 25                          | 9                            | 0.36                  |                                       |                              |                       |
| <b>Total for Ghostshark</b>                    | <b>25</b>                   | <b>9</b>                     |                       |                                       |                              |                       |
| <b>Groper</b>                                  |                             |                              |                       |                                       |                              |                       |
| <i>Finfish, Chilled Whole</i>                  | 103                         | 2,000                        | 19.42                 | 103                                   | 2,000                        | 19.42                 |
| <b>Total for Groper</b>                        | <b>103</b>                  | <b>2,000</b>                 |                       | <b>103</b>                            | <b>2,000</b>                 |                       |
| <b>Hoki</b>                                    |                             |                              |                       |                                       |                              |                       |
| <i>Finfish, Frozen Fillets</i>                 | 484,480                     | 2,590,821                    | 5.35                  | 91,698                                | 476,829                      | 5.20                  |
| <b>Total for Hoki</b>                          | <b>484,480</b>              | <b>2,590,821</b>             |                       | <b>91,698</b>                         | <b>476,829</b>               |                       |
| <b>John Dory</b>                               |                             |                              |                       |                                       |                              |                       |
| <i>Finfish, Chilled Other form</i>             | 219                         | 4,584                        | 20.93                 |                                       |                              |                       |
| <i>Finfish, Chilled Whole</i>                  | 101                         | 922                          | 9.13                  |                                       |                              |                       |
| <b>Total for John Dory</b>                     | <b>320</b>                  | <b>5,506</b>                 |                       |                                       |                              |                       |
| <b>Mackerel, Blue</b>                          |                             |                              |                       |                                       |                              |                       |
| <i>Finfish, Frozen Other form</i>              | 25                          | 10                           | 0.40                  |                                       |                              |                       |
| <i>Finfish, Frozen Whole</i>                   | 4,550                       | 5,900                        | 1.30                  | 4,550                                 | 5,900                        | 1.30                  |
| <b>Total for Mackerel, Blue</b>                | <b>4,575</b>                | <b>5,910</b>                 |                       | <b>4,550</b>                          | <b>5,900</b>                 |                       |

| <b>NETT</b>                                    | <b>Jan 2010 -- Dec 2010</b> |                              |                       | <b>Month-to-Date: December - 2010</b> |                              |                       |
|--|-----------------------------|------------------------------|-----------------------|---------------------------------------|------------------------------|-----------------------|
|  | <b>Weight<br/>(kg)</b>      | <b>FOB* Value<br/>(\$NZ)</b> | <b>Unit<br/>Value</b> | <b>Weight<br/>(kg)</b>                | <b>FOB* Value<br/>(\$NZ)</b> | <b>Unit<br/>Value</b> |
| <b>United Kingdom</b>                          |                             |                              |                       |                                       |                              |                       |
| <b>Mackerel, Jack</b>                          |                             |                              |                       |                                       |                              |                       |
| <i>Finfish, Frozen Whole</i>                   | 55,760                      | 50,023                       | 0.90                  | 5,940                                 | 5,573                        | 0.94                  |
| <b>Total for Mackerel, Jack</b>                | <b>55,760</b>               | <b>50,023</b>                |                       | <b>5,940</b>                          | <b>5,573</b>                 |                       |
| <b>Monkfish</b>                                |                             |                              |                       |                                       |                              |                       |
| <i>Finfish, Frozen Fillets</i>                 | 81,935                      | 604,123                      | 7.37                  | 5,400                                 | 35,437                       | 6.56                  |
| <b>Total for Monkfish</b>                      | <b>81,935</b>               | <b>604,123</b>               |                       | <b>5,400</b>                          | <b>35,437</b>                |                       |
| <b>Monkfish (Stargazer)</b>                    |                             |                              |                       |                                       |                              |                       |
| <i>Finfish, Frozen Other form</i>              | 71                          | 453                          | 6.38                  |                                       |                              |                       |
| <b>Total for Monkfish (Stargazer)</b>          | <b>71</b>                   | <b>453</b>                   |                       |                                       |                              |                       |
| <b>Mussels</b>                                 |                             |                              |                       |                                       |                              |                       |
| <i>Mussels, Freeze-dried pwd</i>               | 33,970                      | 1,886,001                    | 55.52                 | 5,670                                 | 237,030                      | 41.80                 |
| <i>Mussels, HS Frozen</i>                      | 778,838                     | 3,477,962                    | 4.47                  | 140,210                               | 749,801                      | 5.35                  |
| <i>Mussels, Meat Frozen</i>                    | 92,802                      | 471,191                      | 5.08                  | 13,230                                | 69,970                       | 5.29                  |
| <i>Mussels, not Live/Chilled</i>               | 100                         | 545                          | 5.45                  |                                       |                              |                       |
| <i>Mussels, Powder in capsule</i>              | 1,075                       | 80,748                       | 75.11                 |                                       |                              |                       |
| <i>Mussels, Pre'ed/Marinated</i>               | 4,710                       | 7,469                        | 1.59                  | 4,400                                 | 6,257                        | 1.42                  |
| <i>Mussels, Whole Chilled</i>                  | 20                          | 36                           | 1.80                  |                                       |                              |                       |
| <i>Mussels, Whole Frozen</i>                   | 100                         | 185                          | 1.85                  |                                       |                              |                       |
| <b>Total for Mussels</b>                       | <b>911,615</b>              | <b>5,924,137</b>             |                       | <b>163,510</b>                        | <b>1,063,058</b>             |                       |
| <b>Orange Roughy</b>                           |                             |                              |                       |                                       |                              |                       |
| <i>Finfish, Frozen Fillets</i>                 | 7,670                       | 156,833                      | 20.45                 | 850                                   | 16,747                       | 19.70                 |
| <b>Total for Orange Roughy</b>                 | <b>7,670</b>                | <b>156,833</b>               |                       | <b>850</b>                            | <b>16,747</b>                |                       |
| <b>Oreo Dory, Other</b>                        |                             |                              |                       |                                       |                              |                       |
| <i>Finfish, Frozen Other form</i>              | 25                          | 9                            | 0.36                  |                                       |                              |                       |
| <b>Total for Oreo Dory, Other</b>              | <b>25</b>                   | <b>9</b>                     |                       |                                       |                              |                       |
| <b>Oreo Dory, Smooth</b>                       |                             |                              |                       |                                       |                              |                       |
| <i>Finfish, Frozen Fillets</i>                 | 5,895                       | 47,183                       | 8.00                  | 3,530                                 | 27,908                       | 7.91                  |
| <b>Total for Oreo Dory, Smooth</b>             | <b>5,895</b>                | <b>47,183</b>                |                       | <b>3,530</b>                          | <b>27,908</b>                |                       |
| <b>Other Crawfish, frozen</b>                  |                             |                              |                       |                                       |                              |                       |
| <i>Other,</i>                                  | 12                          | 4                            | 0.33                  |                                       |                              |                       |
| <b>Total for Other Crawfish, frozen</b>        | <b>12</b>                   | <b>4</b>                     |                       |                                       |                              |                       |
| <b>Other frozen finfish</b>                    |                             |                              |                       |                                       |                              |                       |
| <i>Finfish, Frozen Other form</i>              | 5,392                       | 49,097                       | 9.11                  | 1,047                                 | 30,876                       | 29.49                 |
| <i>Finfish, Frozen Whole</i>                   | 20                          | 8                            | 0.40                  |                                       |                              |                       |
| <b>Total for Other frozen finfish</b>          | <b>5,412</b>                | <b>49,105</b>                |                       | <b>1,047</b>                          | <b>30,876</b>                |                       |
| <b>Other Molluscs</b>                          |                             |                              |                       |                                       |                              |                       |
| <i>Other Molluscs, Canned or otherwise pr</i>  | 2,530                       | 4,856                        | 1.92                  | 2,530                                 | 4,856                        | 1.92                  |
| <i>Other Molluscs, Live, Chilled or Frozen</i> | 9,974                       | 106,247                      | 10.65                 | 674                                   | 18,562                       | 27.54                 |
| <b>Total for Other Molluscs</b>                | <b>12,504</b>               | <b>111,103</b>               |                       | <b>3,204</b>                          | <b>23,418</b>                |                       |

| <b>NETT</b> | <b>Jan 2010 -- Dec 2010</b> |                              |                       | <b>Month-to-Date: December - 2010</b> |                              |                       |
|-------------|-----------------------------|------------------------------|-----------------------|---------------------------------------|------------------------------|-----------------------|
|             | <b>Weight<br/>(kg)</b>      | <b>FOB* Value<br/>(\$NZ)</b> | <b>Unit<br/>Value</b> | <b>Weight<br/>(kg)</b>                | <b>FOB* Value<br/>(\$NZ)</b> | <b>Unit<br/>Value</b> |

## United Kingdom

### Paua

|   |              |                |       |            |               |       |
|---|--------------|----------------|-------|------------|---------------|-------|
| <i>Other Molluscs, Canned or otherwise pr</i> | 5,926        | 407,636        | 68.79 | 714        | 54,544        | 76.39 |
| <b>Total for Paua</b>                         | <b>5,926</b> | <b>407,636</b> |       | <b>714</b> | <b>54,544</b> |       |

### Salmon

|   |               |                |       |  |  |  |
|---|---------------|----------------|-------|--|--|--|
| <i>Finfish, Processed Cans or Jars, Whole o</i> | 66,881        | 725,009        | 10.84 |  |  |  |
| <b>Total for Salmon</b>                         | <b>66,881</b> | <b>725,009</b> |       |  |  |  |

### Salmon, Other

|   |              |                |       |  |  |  |
|---|--------------|----------------|-------|--|--|--|
| <i>Finfish, Frozen Headed and Guttled</i> | 5,802        | 105,424        | 18.17 |  |  |  |
| <b>Total for Salmon, Other</b>            | <b>5,802</b> | <b>105,424</b> |       |  |  |  |

### Sea Bass

|                              |           |          |      |  |  |  |
|------------------------------|-----------|----------|------|--|--|--|
| <i>Finfish, Frozen Whole</i> | 18        | 8        | 0.44 |  |  |  |
| <b>Total for Sea Bass</b>    | <b>18</b> | <b>8</b> |      |  |  |  |

### Shrimps & Prawns

|   |            |               |       |  |  |  |
|---|------------|---------------|-------|--|--|--|
| <i>Other Crustacea, Live, Chilled or Frozen</i> | 800        | 41,923        | 52.40 |  |  |  |
| <b>Total for Shrimps &amp; Prawns</b>           | <b>800</b> | <b>41,923</b> |       |  |  |  |

### Skate

|                                |              |               |      |              |              |      |
|--------------------------------|--------------|---------------|------|--------------|--------------|------|
| <i>Finfish, Frozen Fillets</i> | 7,380        | 28,720        | 3.89 | 2,000        | 7,153        | 3.58 |
| <b>Total for Skate</b>         | <b>7,380</b> | <b>28,720</b> |      | <b>2,000</b> | <b>7,153</b> |      |

### Snapper

|                              |               |               |      |              |               |      |
|------------------------------|---------------|---------------|------|--------------|---------------|------|
| <i>Finfish, Frozen Whole</i> | 13,080        | 64,381        | 4.92 | 3,160        | 15,219        | 4.82 |
| <b>Total for Snapper</b>     | <b>13,080</b> | <b>64,381</b> |      | <b>3,160</b> | <b>15,219</b> |      |

### Sole, New Zealand

|                                    |          |           |       |  |  |  |
|------------------------------------|----------|-----------|-------|--|--|--|
| <i>Finfish, Chilled Whole</i>      | 1        | 20        | 20.00 |  |  |  |
| <b>Total for Sole, New Zealand</b> | <b>1</b> | <b>20</b> |       |  |  |  |

### Spiny Dogfish

|                                   |            |              |      |  |  |  |
|-----------------------------------|------------|--------------|------|--|--|--|
| <i>Finfish, Frozen Other form</i> | 690        | 2,905        | 4.21 |  |  |  |
| <b>Total for Spiny Dogfish</b>    | <b>690</b> | <b>2,905</b> |      |  |  |  |

### Squid

|                                   |               |                |      |              |               |      |
|-----------------------------------|---------------|----------------|------|--------------|---------------|------|
| <i>Squid, Frozen Tubes/Steaks</i> | 73,176        | 344,162        | 4.70 | 7,470        | 40,587        | 5.43 |
| <b>Total for Squid</b>            | <b>73,176</b> | <b>344,162</b> |      | <b>7,470</b> | <b>40,587</b> |      |

### Trevally

|                              |                |                |      |               |                |      |
|------------------------------|----------------|----------------|------|---------------|----------------|------|
| <i>Finfish, Frozen Whole</i> | 413,310        | 803,192        | 1.94 | 76,470        | 150,124        | 1.96 |
| <b>Total for Trevally</b>    | <b>413,310</b> | <b>803,192</b> |      | <b>76,470</b> | <b>150,124</b> |      |

### Tuna, Other

|                                  |            |              |       |  |  |  |
|----------------------------------|------------|--------------|-------|--|--|--|
| <i>Finfish, Processed Packed</i> | 274        | 3,068        | 11.20 |  |  |  |
| <b>Total for Tuna, Other</b>     | <b>274</b> | <b>3,068</b> |       |  |  |  |

### Tuna, Yellowfin

| <i>NETT</i>                                     | <i>Jan 2010 -- Dec 2010</i> |                              |                       | <i>Month-to-Date: December - 2010</i> |                              |                       |
|---|-----------------------------|------------------------------|-----------------------|---------------------------------------|------------------------------|-----------------------|
|   | <i>Weight<br/>(kg)</i>      | <i>FOB* Value<br/>(\$NZ)</i> | <i>Unit<br/>Value</i> | <i>Weight<br/>(kg)</i>                | <i>FOB* Value<br/>(\$NZ)</i> | <i>Unit<br/>Value</i> |
| <b>United Kingdom</b>                           |                             |                              |                       |                                       |                              |                       |
| <i>Finfish, Processed Cans or Jars, Whole o</i> | 32,860                      | 305,932                      | 9.31                  |                                       |                              |                       |
| <b>Total for Tuna, Yellowfin</b>                | 32,860                      | 305,932                      |                       |                                       |                              |                       |
| <b>Total for United Kingdom</b>                 | 2,260,846                   | 12,952,460                   |                       | 369,646                               | 1,955,373                    |                       |

| <b>NETT</b> | <b>Jan 2010 -- Dec 2010</b> |                              |                       | <b>Month-to-Date: December - 2010</b> |                              |                       |
|-------------|-----------------------------|------------------------------|-----------------------|---------------------------------------|------------------------------|-----------------------|
|             | <b>Weight<br/>(kg)</b>      | <b>FOB* Value<br/>(\$NZ)</b> | <b>Unit<br/>Value</b> | <b>Weight<br/>(kg)</b>                | <b>FOB* Value<br/>(\$NZ)</b> | <b>Unit<br/>Value</b> |

## United States

### Antarctic Toothfish

|   |                |                   |       |              |               |       |
|---|----------------|-------------------|-------|--------------|---------------|-------|
| <i>Finfish, Chilled Other form</i>        | 67,323         | 469,667           | 6.98  |              |               |       |
| <i>Finfish, Frozen Headed and Guttred</i> | 274,755        | 5,753,977         | 20.94 |              |               |       |
| <i>Finfish, Frozen Other form</i>         | 400,001        | 8,584,794         | 21.46 | 2,185        | 61,617        | 28.20 |
| <b>Total for Antarctic Toothfish</b>      | <b>742,079</b> | <b>14,808,438</b> |       | <b>2,185</b> | <b>61,617</b> |       |

### Barracouta

|                              |               |               |      |  |  |  |
|------------------------------|---------------|---------------|------|--|--|--|
| <i>Finfish, Frozen Whole</i> | 31,752        | 36,234        | 1.14 |  |  |  |
| <b>Total for Barracouta</b>  | <b>31,752</b> | <b>36,234</b> |      |  |  |  |

### Bluenose

|  |                |                  |       |               |                |       |
|--|----------------|------------------|-------|---------------|----------------|-------|
| <i>Finfish, Chilled Fillets</i>            | 3,972          | 47,474           | 11.95 |               |                |       |
| <i>Finfish, Chilled Headed and Guttred</i> | 182,633        | 1,873,635        | 10.26 | 17,003        | 178,442        | 10.49 |
| <i>Finfish, Chilled Other form</i>         | 51,556         | 582,883          | 11.31 | 10,697        | 110,835        | 10.36 |
| <i>Finfish, Chilled Whole</i>              | 49,024         | 668,731          | 13.64 | 5,512         | 81,187         | 14.73 |
| <i>Finfish, Frozen Headed and Guttred</i>  | 441            | 3,808            | 8.63  |               |                |       |
| <b>Total for Bluenose</b>                  | <b>287,626</b> | <b>3,176,531</b> |       | <b>33,212</b> | <b>370,464</b> |       |

### Cockles

|  |               |                |      |              |               |      |
|--|---------------|----------------|------|--------------|---------------|------|
| <i>Other Molluscs, Live, Chilled or Frozen</i> | 72,087        | 220,693        | 3.06 | 9,162        | 26,948        | 2.94 |
| <b>Total for Cockles</b>                       | <b>72,087</b> | <b>220,693</b> |      | <b>9,162</b> | <b>26,948</b> |      |

### Cod

|  |               |                |       |              |               |      |
|--|---------------|----------------|-------|--------------|---------------|------|
| <i>Finfish, Chilled Headed and Guttred</i> | 15            | 237            | 15.80 |              |               |      |
| <i>Finfish, Chilled Other form</i>         | 2,781         | 33,445         | 12.03 |              |               |      |
| <i>Finfish, Frozen Other form</i>          | 14,784        | 174,221        | 11.78 | 7,464        | 60,031        | 8.04 |
| <b>Total for Cod</b>                       | <b>17,580</b> | <b>207,903</b> |       | <b>7,464</b> | <b>60,031</b> |      |

### Cod, Blue

|                                   |            |              |      |  |  |  |
|-----------------------------------|------------|--------------|------|--|--|--|
| <i>Finfish, Frozen Other form</i> | 751        | 6,542        | 8.71 |  |  |  |
| <b>Total for Cod, Blue</b>        | <b>751</b> | <b>6,542</b> |      |  |  |  |

### Cod, Red

|                                |               |                |      |  |  |  |
|--------------------------------|---------------|----------------|------|--|--|--|
| <i>Finfish, Frozen Fillets</i> | 87,625        | 544,745        | 6.22 |  |  |  |
| <b>Total for Cod, Red</b>      | <b>87,625</b> | <b>544,745</b> |      |  |  |  |

### Crustn, Molluscs extract

|   |              |                  |         |            |                |         |
|---|--------------|------------------|---------|------------|----------------|---------|
| <i>Other Crustacea, Canned or otherwise p</i> | 1,588        | 4,888,686        | 3078.52 | 166        | 606,383        | 3652.91 |
| <b>Total for Crustn, Molluscs extra</b>       | <b>1,588</b> | <b>4,888,686</b> |         | <b>166</b> | <b>606,383</b> |         |

### Dogfish and Other Sharks

|  |              |               |      |  |  |  |
|--|--------------|---------------|------|--|--|--|
| <i>Finfish, Chilled Other form</i>     | 2,016        | 12,536        | 6.22 |  |  |  |
| <b>Total for Dogfish and Other Sha</b> | <b>2,016</b> | <b>12,536</b> |      |  |  |  |

### Eels

|                                    |        |         |       |       |        |       |
|------------------------------------|--------|---------|-------|-------|--------|-------|
| <i>Finfish, Chilled Live</i>       | 24,638 | 283,561 | 11.51 | 6,029 | 67,037 | 11.12 |
| <i>Finfish, Chilled Other form</i> | 1,750  | 24,314  | 13.89 | 90    | 585    | 6.50  |
| <i>Finfish, Chilled Whole</i>      | 215    | 1,927   | 8.96  | 135   | 927    | 6.87  |
| <i>Finfish, Frozen Other form</i>  | 645    | 8,078   | 12.52 | 225   | 3,177  | 14.12 |

| <b>NETT</b>                         | <b>Jan 2010 -- Dec 2010</b> |                                  |                       | <b>Month-to-Date: December - 2010</b> |                                  |                       |
|-------------------------------------|-----------------------------|----------------------------------|-----------------------|---------------------------------------|----------------------------------|-----------------------|
|                                     | <b>Weight<br/>(kg)</b>      | <b>FOB*<br/>Value<br/>(\$NZ)</b> | <b>Unit<br/>Value</b> | <b>Weight<br/>(kg)</b>                | <b>FOB*<br/>Value<br/>(\$NZ)</b> | <b>Unit<br/>Value</b> |
| <b>United States</b>                |                             |                                  |                       |                                       |                                  |                       |
| Total for Eels                      | 27,248                      | 317,880                          |                       | 6,479                                 | 71,726                           |                       |
| <b>Finfish, fillet blocks</b>       |                             |                                  |                       |                                       |                                  |                       |
| Finfish, Processed Other            | 19,425                      | 29,695                           | 1.53                  | 19,425                                | 29,695                           | 1.53                  |
| Total for Finfish, fillet blocks    | 19,425                      | 29,695                           |                       | 19,425                                | 29,695                           |                       |
| <b>Fish meal fit for human</b>      |                             |                                  |                       |                                       |                                  |                       |
| Finfish, Processed Other            | 580                         | 41,803                           | 72.07                 | 350                                   | 23,324                           | 66.64                 |
| Total for Fish meal fit for human   | 580                         | 41,803                           |                       | 350                                   | 23,324                           |                       |
| <b>Fish prod unfit for human</b>    |                             |                                  |                       |                                       |                                  |                       |
| Finfish, Processed Other            | 228,447                     | 223,849                          | 0.98                  | 18,960                                | 18,185                           | 0.96                  |
| Total for Fish prod unfit for hum   | 228,447                     | 223,849                          |                       | 18,960                                | 18,185                           |                       |
| <b>Flounder</b>                     |                             |                                  |                       |                                       |                                  |                       |
| Finfish, Chilled Headed and Guttred | 25                          | 358                              | 14.32                 |                                       |                                  |                       |
| Finfish, Chilled Whole              | 13,234                      | 134,644                          | 10.17                 | 1,163                                 | 13,053                           | 11.22                 |
| Finfish, Frozen Whole               | 930                         | 9,894                            | 10.64                 |                                       |                                  |                       |
| Total for Flounder                  | 14,189                      | 144,896                          |                       | 1,163                                 | 13,053                           |                       |
| <b>Groper</b>                       |                             |                                  |                       |                                       |                                  |                       |
| Finfish, Chilled Fillets            | 27,085                      | 601,623                          | 22.21                 | 3,594                                 | 87,322                           | 24.30                 |
| Finfish, Chilled Headed and Guttred | 74,456                      | 966,692                          | 12.98                 | 7,054                                 | 91,262                           | 12.94                 |
| Finfish, Chilled Other form         | 56,517                      | 659,985                          | 11.68                 | 4,142                                 | 31,883                           | 7.70                  |
| Finfish, Chilled Whole              | 17,756                      | 179,426                          | 10.11                 | 2,054                                 | 24,584                           | 11.97                 |
| Finfish, Frozen Fillets             | 9,591                       | 86,988                           | 9.07                  |                                       |                                  |                       |
| Total for Groper                    | 185,405                     | 2,494,714                        |                       | 16,844                                | 235,051                          |                       |
| <b>Gurnard</b>                      |                             |                                  |                       |                                       |                                  |                       |
| Finfish, Chilled Fillets            | 77                          | 1,419                            | 18.43                 |                                       |                                  |                       |
| Finfish, Chilled Whole              | 321                         | 4,371                            | 13.62                 |                                       |                                  |                       |
| Total for Gurnard                   | 398                         | 5,790                            |                       |                                       |                                  |                       |
| <b>Hake</b>                         |                             |                                  |                       |                                       |                                  |                       |
| Finfish, Frozen Fillets             | 20                          | 82                               | 4.10                  | 20                                    | 82                               | 4.10                  |
| Total for Hake                      | 20                          | 82                               |                       | 20                                    | 82                               |                       |
| <b>Hoki</b>                         |                             |                                  |                       |                                       |                                  |                       |
| Finfish, Frozen Fillets             | 770,470                     | 3,779,014                        | 4.90                  | 61,506                                | 298,513                          | 4.85                  |
| Total for Hoki                      | 770,470                     | 3,779,014                        |                       | 61,506                                | 298,513                          |                       |
| <b>John Dory</b>                    |                             |                                  |                       |                                       |                                  |                       |
| Finfish, Chilled Fillets            | 8,886                       | 189,798                          | 21.36                 | 1,537                                 | 37,253                           | 24.24                 |
| Finfish, Chilled Headed and Guttred | 1,581                       | 17,945                           | 11.35                 |                                       |                                  |                       |
| Finfish, Chilled Other form         | 250                         | 3,234                            | 12.94                 |                                       |                                  |                       |
| Finfish, Chilled Whole              | 80,997                      | 946,058                          | 11.68                 | 7,502                                 | 89,546                           | 11.94                 |
| Finfish, Frozen Fillets             | 4,665                       | 80,707                           | 17.30                 | 1,060                                 | 18,433                           | 17.39                 |
| Finfish, Frozen Headed and Guttred  | 750                         | 7,900                            | 10.53                 |                                       |                                  |                       |
| Total for John Dory                 | 97,129                      | 1,245,642                        |                       | 10,099                                | 145,232                          |                       |

| <b>NETT</b>                                | <b>Jan 2010 -- Dec 2010</b> |                              |                       | <b>Month-to-Date: December - 2010</b> |                              |                       |
|--|-----------------------------|------------------------------|-----------------------|---------------------------------------|------------------------------|-----------------------|
|  | <b>Weight<br/>(kg)</b>      | <b>FOB* Value<br/>(\$NZ)</b> | <b>Unit<br/>Value</b> | <b>Weight<br/>(kg)</b>                | <b>FOB* Value<br/>(\$NZ)</b> | <b>Unit<br/>Value</b> |
| <b>United States</b>                       |                             |                              |                       |                                       |                              |                       |
| <b>Kahawai</b>                             |                             |                              |                       |                                       |                              |                       |
| <i>Finfish, Frozen Whole</i>               | 25                          | 10                           | 0.40                  |                                       |                              |                       |
| <b>Total for Kahawai</b>                   | <b>25</b>                   | <b>10</b>                    |                       |                                       |                              |                       |
| <b>Kingfish, Yellowtail</b>                |                             |                              |                       |                                       |                              |                       |
| <i>Finfish, Chilled Headed and Guttled</i> | 560                         | 4,433                        | 7.92                  | 7                                     | 55                           | 7.86                  |
| <i>Finfish, Chilled Whole</i>              | 2,877                       | 26,891                       | 9.35                  | 78                                    | 823                          | 10.55                 |
| <b>Total for Kingfish, Yellowtail</b>      | <b>3,437</b>                | <b>31,324</b>                |                       | <b>85</b>                             | <b>878</b>                   |                       |
| <b>Ling</b>                                |                             |                              |                       |                                       |                              |                       |
| <i>Finfish, Chilled Fillets</i>            | 159,099                     | 2,497,052                    | 15.69                 | 11,731                                | 199,161                      | 16.98                 |
| <i>Finfish, Frozen Fillets</i>             | 50                          | 229                          | 4.58                  | 20                                    | 82                           | 4.10                  |
| <b>Total for Ling</b>                      | <b>159,149</b>              | <b>2,497,281</b>             |                       | <b>11,751</b>                         | <b>199,243</b>               |                       |
| <b>Mackerel, Blue</b>                      |                             |                              |                       |                                       |                              |                       |
| <i>Finfish, Frozen Whole</i>               | 50                          | 21                           | 0.42                  |                                       |                              |                       |
| <b>Total for Mackerel, Blue</b>            | <b>50</b>                   | <b>21</b>                    |                       |                                       |                              |                       |
| <b>Mackerel, Jack</b>                      |                             |                              |                       |                                       |                              |                       |
| <i>Finfish, Frozen Whole</i>               | 1,100                       | 1,921                        | 1.75                  |                                       |                              |                       |
| <b>Total for Mackerel, Jack</b>            | <b>1,100</b>                | <b>1,921</b>                 |                       |                                       |                              |                       |
| <b>Monkfish</b>                            |                             |                              |                       |                                       |                              |                       |
| <i>Finfish, Frozen Fillets</i>             | 25,890                      | 238,633                      | 9.22                  | 7,680                                 | 74,499                       | 9.70                  |
| <b>Total for Monkfish</b>                  | <b>25,890</b>               | <b>238,633</b>               |                       | <b>7,680</b>                          | <b>74,499</b>                |                       |
| <b>Monkfish (Stargazer)</b>                |                             |                              |                       |                                       |                              |                       |
| <i>Finfish, Frozen Other form</i>          | 2,570                       | 12,010                       | 4.67                  |                                       |                              |                       |
| <b>Total for Monkfish (Stargazer)</b>      | <b>2,570</b>                | <b>12,010</b>                |                       |                                       |                              |                       |
| <b>Mullet</b>                              |                             |                              |                       |                                       |                              |                       |
| <i>Finfish, Chilled Headed and Guttled</i> | 19                          | 249                          | 13.11                 |                                       |                              |                       |
| <i>Finfish, Chilled Other form</i>         | 479                         | 3,922                        | 8.19                  | 230                                   | 1,845                        | 8.02                  |
| <i>Finfish, Chilled Whole</i>              | 212                         | 1,890                        | 8.92                  |                                       |                              |                       |
| <b>Total for Mullet</b>                    | <b>710</b>                  | <b>6,061</b>                 |                       | <b>230</b>                            | <b>1,845</b>                 |                       |
| <b>Mussels</b>                             |                             |                              |                       |                                       |                              |                       |
| <i>Mussels, Freeze-dried pwd</i>           | 52,276                      | 2,337,176                    | 44.71                 | 9,755                                 | 381,910                      | 39.15                 |
| <i>Mussels, HS Fresh/Chld</i>              | 36                          | 140                          | 3.89                  |                                       |                              |                       |
| <i>Mussels, HS Frozen</i>                  | 11,082,689                  | 46,136,170                   | 4.16                  | 1,116,027                             | 5,680,331                    | 5.09                  |
| <i>Mussels, Live</i>                       | 183,801                     | 518,149                      | 2.82                  | 15,730                                | 46,327                       | 2.95                  |
| <i>Mussels, Meat Chilled/Frsh</i>          | 1,548                       | 28,970                       | 18.71                 |                                       |                              |                       |
| <i>Mussels, Meat Frozen</i>                | 588,118                     | 3,270,948                    | 5.56                  | 40,829                                | 237,445                      | 5.82                  |
| <i>Mussels, not Live/Chilled</i>           | 20                          | 47                           | 2.35                  |                                       |                              |                       |
| <i>Mussels, Powder in capsule</i>          | 1,032                       | 105,547                      | 102.27                |                                       |                              |                       |
| <i>Mussels, Whole Frozen</i>               | 132,545                     | 474,729                      | 3.58                  | 9,071                                 | 29,462                       | 3.25                  |
| <b>Total for Mussels</b>                   | <b>12,042,065</b>           | <b>52,871,876</b>            |                       | <b>1,191,412</b>                      | <b>6,375,475</b>             |                       |
| <b>Orange Roughy</b>                       |                             |                              |                       |                                       |                              |                       |
| <i>Finfish, Chilled Fillets</i>            | 11,177                      | 195,643                      | 17.50                 | 762                                   | 12,800                       | 16.80                 |



| <b>NETT</b>                                     | <b>Jan 2010 -- Dec 2010</b> |                                  |                       | <b>Month-to-Date: December - 2010</b> |                                  |                       |
|---|-----------------------------|----------------------------------|-----------------------|---------------------------------------|----------------------------------|-----------------------|
|   | <b>Weight<br/>(kg)</b>      | <b>FOB*<br/>Value<br/>(\$NZ)</b> | <b>Unit<br/>Value</b> | <b>Weight<br/>(kg)</b>                | <b>FOB*<br/>Value<br/>(\$NZ)</b> | <b>Unit<br/>Value</b> |
| <b>United States</b>                            |                             |                                  |                       |                                       |                                  |                       |
| <i>Finfish, Frozen Fillets</i>                  | 1,840,575                   | 35,527,401                       | 19.30                 | 128,875                               | 2,488,996                        | 19.31                 |
| <i>Finfish, Frozen Other form</i>               | 13,920                      | 166,285                          | 11.95                 |                                       |                                  |                       |
| <b>Total for Orange Roughy</b>                  | <b>1,865,672</b>            | <b>35,889,329</b>                |                       | <b>129,637</b>                        | <b>2,501,796</b>                 |                       |
| <b>Oreo Dory, Smooth</b>                        |                             |                                  |                       |                                       |                                  |                       |
| <i>Finfish, Frozen Fillets</i>                  | 113,254                     | 737,822                          | 6.51                  | 88,190                                | 522,991                          | 5.93                  |
| <b>Total for Oreo Dory, Smooth</b>              | <b>113,254</b>              | <b>737,822</b>                   |                       | <b>88,190</b>                         | <b>522,991</b>                   |                       |
| <b>Other chilled fillets</b>                    |                             |                                  |                       |                                       |                                  |                       |
| <i>Finfish, Chilled Fillets</i>                 | 572                         | 5,086                            | 8.89                  | 547                                   | 4,828                            | 8.83                  |
| <b>Total for Other chilled fillets</b>          | <b>572</b>                  | <b>5,086</b>                     |                       | <b>547</b>                            | <b>4,828</b>                     |                       |
| <b>Other chilled finfish</b>                    |                             |                                  |                       |                                       |                                  |                       |
| <i>Finfish, Chilled Headed and Guttled</i>      | 74,643                      | 717,915                          | 9.62                  | 2,733                                 | 28,596                           | 10.46                 |
| <i>Finfish, Chilled Other form</i>              | 17,500                      | 201,748                          | 11.53                 | 1,442                                 | 12,686                           | 8.80                  |
| <i>Finfish, Chilled Whole</i>                   | 43,257                      | 419,602                          | 9.70                  | 5,815                                 | 67,087                           | 11.54                 |
| <b>Total for Other chilled finfish</b>          | <b>135,400</b>              | <b>1,339,265</b>                 |                       | <b>9,990</b>                          | <b>108,369</b>                   |                       |
| <b>Other clams chilled</b>                      |                             |                                  |                       |                                       |                                  |                       |
| <i>Other Molluscs, Live, Chilled or Frozen</i>  | 227                         | 701                              | 3.09                  |                                       |                                  |                       |
| <b>Total for Other clams chilled</b>            | <b>227</b>                  | <b>701</b>                       |                       |                                       |                                  |                       |
| <b>Other clams frozen</b>                       |                             |                                  |                       |                                       |                                  |                       |
| <i>Other Molluscs, Live, Chilled or Frozen</i>  | 50,341                      | 275,701                          | 5.48                  | 3,020                                 | 14,428                           | 4.78                  |
| <b>Total for Other clams frozen</b>             | <b>50,341</b>               | <b>275,701</b>                   |                       | <b>3,020</b>                          | <b>14,428</b>                    |                       |
| <b>Other Crustacea: Ch/Fzn</b>                  |                             |                                  |                       |                                       |                                  |                       |
| <i>Other Crustacea, Live, Chilled or Frozen</i> | 120                         | 4,402                            | 36.68                 |                                       |                                  |                       |
| <b>Total for Other Crustacea: Ch/Fz</b>         | <b>120</b>                  | <b>4,402</b>                     |                       |                                       |                                  |                       |
| <b>Other Fish Packed</b>                        |                             |                                  |                       |                                       |                                  |                       |
| <i>Other,</i>                                   | 720                         | 4,561                            | 6.33                  |                                       |                                  |                       |
| <b>Total for Other Fish Packed</b>              | <b>720</b>                  | <b>4,561</b>                     |                       |                                       |                                  |                       |
| <b>Other frozen fillets</b>                     |                             |                                  |                       |                                       |                                  |                       |
| <i>Finfish, Frozen Fillets</i>                  | 60                          | 1,850                            | 30.83                 |                                       |                                  |                       |
| <b>Total for Other frozen fillets</b>           | <b>60</b>                   | <b>1,850</b>                     |                       |                                       |                                  |                       |
| <b>Other Molluscs</b>                           |                             |                                  |                       |                                       |                                  |                       |
| <i>Other Molluscs, Canned or otherwise pr</i>   | 272                         | 3,983                            | 14.64                 |                                       |                                  |                       |
| <i>Other Molluscs, Live, Chilled or Frozen</i>  | 664,737                     | 3,154,564                        | 4.75                  | 79,559                                | 315,715                          | 3.97                  |
| <b>Total for Other Molluscs</b>                 | <b>665,009</b>              | <b>3,158,547</b>                 |                       | <b>79,559</b>                         | <b>315,715</b>                   |                       |
| <b>Other preparations</b>                       |                             |                                  |                       |                                       |                                  |                       |
| <i>Other,</i>                                   | 507,053                     | 3,388,262                        | 6.68                  | 60,397                                | 353,172                          | 5.85                  |
| <b>Total for Other preparations</b>             | <b>507,053</b>              | <b>3,388,262</b>                 |                       | <b>60,397</b>                         | <b>353,172</b>                   |                       |
| <b>Oysters</b>                                  |                             |                                  |                       |                                       |                                  |                       |
| <i>Oysters, Chilled or Frozen</i>               | 86,712                      | 707,750                          | 8.16                  | 7,196                                 | 67,900                           | 9.44                  |

| <b>NETT</b>                              | <b>Jan 2010 -- Dec 2010</b> |                              |                       | <b>Month-to-Date: December - 2010</b> |                              |                       |
|--|-----------------------------|------------------------------|-----------------------|---------------------------------------|------------------------------|-----------------------|
|  | <b>Weight<br/>(kg)</b>      | <b>FOB* Value<br/>(\$NZ)</b> | <b>Unit<br/>Value</b> | <b>Weight<br/>(kg)</b>                | <b>FOB* Value<br/>(\$NZ)</b> | <b>Unit<br/>Value</b> |
| <b>United States</b>                     |                             |                              |                       |                                       |                              |                       |
| Total for Oysters                        | 86,712                      | 707,750                      |                       | 7,196                                 | 67,900                       |                       |
| <b>Patagonian Toothfish</b>              |                             |                              |                       |                                       |                              |                       |
| Finfish, Frozen Other form               | 224,502                     | 5,409,266                    | 24.09                 | 8,867                                 | 249,992                      | 28.19                 |
| Total for Patagonian Toothfish           | 224,502                     | 5,409,266                    |                       | 8,867                                 | 249,992                      |                       |
| <b>Paua</b>                              |                             |                              |                       |                                       |                              |                       |
| Other Molluscs, Canned or otherwise pr   | 7,446                       | 492,290                      | 66.11                 |                                       |                              |                       |
| Total for Paua                           | 7,446                       | 492,290                      |                       |                                       |                              |                       |
| <b>Rock Lobster</b>                      |                             |                              |                       |                                       |                              |                       |
| Rock Lobster, Chilled Live               | 7,817                       | 426,466                      | 54.56                 | 213                                   | 11,412                       | 53.58                 |
| Rock Lobster, Frozen Tails               | 12,683                      | 1,019,675                    | 80.40                 | 1,438                                 | 138,744                      | 96.48                 |
| Rock Lobster, Frozen Whole               | 2,658                       | 95,471                       | 35.92                 |                                       |                              |                       |
| Total for Rock Lobster                   | 23,158                      | 1,541,612                    |                       | 1,651                                 | 150,156                      |                       |
| <b>Salmon, Other</b>                     |                             |                              |                       |                                       |                              |                       |
| Finfish, Frozen Headed and Guttled       | 8,625                       | 91,787                       | 10.64                 |                                       |                              |                       |
| Total for Salmon, Other                  | 8,625                       | 91,787                       |                       |                                       |                              |                       |
| <b>Salmon, Pacific</b>                   |                             |                              |                       |                                       |                              |                       |
| Finfish, Chilled Headed and Guttled      | 46,108                      | 659,752                      | 14.31                 | 1,983                                 | 18,529                       | 9.34                  |
| Finfish, Chilled Other form              | 9,073                       | 97,483                       | 10.74                 | 146                                   | 1,601                        | 10.97                 |
| Finfish, Chilled Whole                   | 623,043                     | 8,013,984                    | 12.86                 | 64,639                                | 705,101                      | 10.91                 |
| Finfish, Processed Smoked                | 249                         | 6,503                        | 26.12                 |                                       |                              |                       |
| Total for Salmon, Pacific                | 678,473                     | 8,777,722                    |                       | 66,768                                | 725,231                      |                       |
| <b>Salmonidae</b>                        |                             |                              |                       |                                       |                              |                       |
| Finfish, Chilled Fillets                 | 24,863                      | 849,523                      | 34.17                 | 1,730                                 | 20,914                       | 12.09                 |
| Finfish, Frozen Fillets                  | 311,180                     | 6,962,517                    | 22.37                 | 48,711                                | 1,008,229                    | 20.70                 |
| Total for Salmonidae                     | 336,043                     | 7,812,040                    |                       | 50,441                                | 1,029,143                    |                       |
| <b>Shrimps &amp; Prawns</b>              |                             |                              |                       |                                       |                              |                       |
| Other Crustacea, Live, Chilled or Frozen | 49,289                      | 1,867,895                    | 37.90                 | 12,600                                | 477,041                      | 37.86                 |
| Total for Shrimps & Prawns               | 49,289                      | 1,867,895                    |                       | 12,600                                | 477,041                      |                       |
| <b>Snapper</b>                           |                             |                              |                       |                                       |                              |                       |
| Finfish, Chilled Fillets                 | 30                          | 786                          | 26.20                 | 1                                     | 33                           | 33.00                 |
| Finfish, Chilled Headed and Guttled      | 340                         | 3,324                        | 9.78                  |                                       |                              |                       |
| Finfish, Chilled Other form              | 16,573                      | 109,965                      | 6.64                  | 8,289                                 | 55,475                       | 6.69                  |
| Finfish, Chilled Whole                   | 409,219                     | 3,921,215                    | 9.58                  | 29,265                                | 309,739                      | 10.58                 |
| Finfish, Frozen Whole                    | 88,900                      | 335,628                      | 3.78                  | 10,350                                | 38,880                       | 3.76                  |
| Total for Snapper                        | 515,062                     | 4,370,918                    |                       | 47,905                                | 404,127                      |                       |
| <b>Sole, Lemon</b>                       |                             |                              |                       |                                       |                              |                       |
| Finfish, Frozen Whole                    | 3,377                       | 22,501                       | 6.66                  |                                       |                              |                       |
| Total for Sole, Lemon                    | 3,377                       | 22,501                       |                       |                                       |                              |                       |
| <b>Squid</b>                             |                             |                              |                       |                                       |                              |                       |
| Squid, Chilled Whole/HG                  | 34,500                      | 163,814                      | 4.75                  |                                       |                              |                       |

| <b>NETT</b>                                | <b>Jan 2010 -- Dec 2010</b> |                              |                       | <b>Month-to-Date: December - 2010</b> |                              |                       |
|--|-----------------------------|------------------------------|-----------------------|---------------------------------------|------------------------------|-----------------------|
|  | <b>Weight<br/>(kg)</b>      | <b>FOB* Value<br/>(\$NZ)</b> | <b>Unit<br/>Value</b> | <b>Weight<br/>(kg)</b>                | <b>FOB* Value<br/>(\$NZ)</b> | <b>Unit<br/>Value</b> |
| <b>United States</b>                       |                             |                              |                       |                                       |                              |                       |
| <i>Squid, Frozen Other Form</i>            | 139,580                     | 782,241                      | 5.60                  | 12,300                                | 66,167                       | 5.38                  |
| <i>Squid, Frozen Tubes/Steaks</i>          | 336,154                     | 2,107,779                    | 6.27                  | 18,225                                | 136,097                      | 7.47                  |
| <i>Squid, Frozen Whole</i>                 | 2,589,120                   | 9,925,623                    | 3.83                  |                                       |                              |                       |
| <i>Squid, Frz Heads&amp;Tentacles</i>      | 4,550                       | 20,015                       | 4.40                  |                                       |                              |                       |
| <b>Total for Squid</b>                     | <b>3,103,904</b>            | <b>12,999,472</b>            |                       | <b>30,525</b>                         | <b>202,264</b>               |                       |
| <b>Swordfish</b>                           |                             |                              |                       |                                       |                              |                       |
| <i>Finfish, Chilled Headed and Guttled</i> | 68,796                      | 775,262                      | 11.27                 | 159                                   | 2,007                        | 12.62                 |
| <i>Finfish, Chilled Whole</i>              | 5,167                       | 47,984                       | 9.29                  | 465                                   | 2,813                        | 6.05                  |
| <b>Total for Swordfish</b>                 | <b>73,963</b>               | <b>823,246</b>               |                       | <b>624</b>                            | <b>4,820</b>                 |                       |
| <b>Tarakihi</b>                            |                             |                              |                       |                                       |                              |                       |
| <i>Finfish, Chilled Fillets</i>            | 790                         | 11,887                       | 15.05                 | 1                                     | 25                           | 25.00                 |
| <i>Finfish, Chilled Other form</i>         | 379                         | 3,058                        | 8.07                  |                                       |                              |                       |
| <i>Finfish, Chilled Whole</i>              | 291                         | 3,184                        | 10.94                 |                                       |                              |                       |
| <b>Total for Tarakihi</b>                  | <b>1,460</b>                | <b>18,129</b>                |                       | <b>1</b>                              | <b>25</b>                    |                       |
| <b>Trevally</b>                            |                             |                              |                       |                                       |                              |                       |
| <i>Finfish, Chilled Fillets</i>            | 10                          | 108                          | 10.80                 |                                       |                              |                       |
| <i>Finfish, Chilled Other form</i>         | 340                         | 2,351                        | 6.91                  |                                       |                              |                       |
| <i>Finfish, Chilled Whole</i>              | 9,172                       | 69,656                       | 7.59                  | 966                                   | 9,624                        | 9.96                  |
| <i>Finfish, Frozen Whole</i>               | 1,990                       | 4,862                        | 2.44                  |                                       |                              |                       |
| <b>Total for Trevally</b>                  | <b>11,512</b>               | <b>76,977</b>                |                       | <b>966</b>                            | <b>9,624</b>                 |                       |
| <b>Tuna, Bigeye</b>                        |                             |                              |                       |                                       |                              |                       |
| <i>Finfish, Chilled Headed and Guttled</i> | 116                         | 905                          | 7.80                  |                                       |                              |                       |
| <i>Finfish, Chilled Other form</i>         | 31,924                      | 198,210                      | 6.21                  | 4,738                                 | 28,491                       | 6.01                  |
| <b>Total for Tuna, Bigeye</b>              | <b>32,040</b>               | <b>199,115</b>               |                       | <b>4,738</b>                          | <b>28,491</b>                |                       |
| <b>Tuna, Other</b>                         |                             |                              |                       |                                       |                              |                       |
| <i>Finfish, Chilled Headed and Guttled</i> | 5,883                       | 65,307                       | 11.10                 |                                       |                              |                       |
| <i>Finfish, Chilled Other form</i>         | 12,140                      | 151,836                      | 12.51                 | 592                                   | 7,511                        | 12.69                 |
| <i>Finfish, Chilled Whole</i>              | 85                          | 689                          | 8.11                  |                                       |                              |                       |
| <b>Total for Tuna, Other</b>               | <b>18,108</b>               | <b>217,832</b>               |                       | <b>592</b>                            | <b>7,511</b>                 |                       |
| <b>Whitebait</b>                           |                             |                              |                       |                                       |                              |                       |
| <i>Finfish, Chilled Whole</i>              | 12                          | 20                           | 1.67                  |                                       |                              |                       |
| <b>Total for Whitebait</b>                 | <b>12</b>                   | <b>20</b>                    |                       |                                       |                              |                       |
| <b>Total for United States</b>             | <b>23,333,525</b>           | <b>178,078,908</b>           |                       | <b>2,002,407</b>                      | <b>15,789,868</b>            |                       |

| <i>NETT</i>                               | <i>Jan 2010 -- Dec 2010</i> |                              |                       | <i>Month-to-Date: December - 2010</i> |                              |                       |
|---|-----------------------------|------------------------------|-----------------------|---------------------------------------|------------------------------|-----------------------|
|   | <i>Weight<br/>(kg)</i>      | <i>FOB* Value<br/>(\$NZ)</i> | <i>Unit<br/>Value</i> | <i>Weight<br/>(kg)</i>                | <i>FOB* Value<br/>(\$NZ)</i> | <i>Unit<br/>Value</i> |
| <b>Uruguay</b>                            |                             |                              |                       |                                       |                              |                       |
| <b>Ling</b>                               |                             |                              |                       |                                       |                              |                       |
| <i>Finfish, Frozen Fillets</i>            | 24,342                      | 206,102                      | 8.47                  |                                       |                              |                       |
| <i>Finfish, Frozen Headed and Guttled</i> | 1,752                       | 8,473                        | 4.84                  |                                       |                              |                       |
| <i>Finfish, Frozen Other form</i>         | 8,712                       | 72,426                       | 8.31                  | 4,800                                 | 53,506                       | 11.15                 |
| <b>Total for Ling</b>                     | <b>34,806</b>               | <b>287,001</b>               |                       | <b>4,800</b>                          | <b>53,506</b>                |                       |
| <b>Livers and Roe</b>                     |                             |                              |                       |                                       |                              |                       |
| <i>Finfish, Frozen Whole</i>              | 79,505                      | 142,656                      | 1.79                  |                                       |                              |                       |
| <b>Total for Livers and Roe</b>           | <b>79,505</b>               | <b>142,656</b>               |                       |                                       |                              |                       |
| <b>Mussels</b>                            |                             |                              |                       |                                       |                              |                       |
| <i>Mussels, HS Frozen</i>                 | 5,986                       | 30,515                       | 5.10                  | 3,996                                 | 21,303                       | 5.33                  |
| <b>Total for Mussels</b>                  | <b>5,986</b>                | <b>30,515</b>                |                       | <b>3,996</b>                          | <b>21,303</b>                |                       |
| <b>Snapper</b>                            |                             |                              |                       |                                       |                              |                       |
| <i>Finfish, Frozen Whole</i>              | 2,000                       | 11,753                       | 5.88                  | 2,000                                 | 11,753                       | 5.88                  |
| <b>Total for Snapper</b>                  | <b>2,000</b>                | <b>11,753</b>                |                       | <b>2,000</b>                          | <b>11,753</b>                |                       |
| <b>Total for Uruguay</b>                  | <b>122,297</b>              | <b>471,925</b>               |                       | <b>10,796</b>                         | <b>86,562</b>                |                       |

| <b>NETT</b>                                     | <b>Jan 2010 -- Dec 2010</b> |                              |                       | <b>Month-to-Date: December - 2010</b> |                              |                       |
|---|-----------------------------|------------------------------|-----------------------|---------------------------------------|------------------------------|-----------------------|
|   | <b>Weight<br/>(kg)</b>      | <b>FOB* Value<br/>(\$NZ)</b> | <b>Unit<br/>Value</b> | <b>Weight<br/>(kg)</b>                | <b>FOB* Value<br/>(\$NZ)</b> | <b>Unit<br/>Value</b> |
| <b>Vanuatu</b>                                  |                             |                              |                       |                                       |                              |                       |
| <b>Cockles</b>                                  |                             |                              |                       |                                       |                              |                       |
| <i>Other Molluscs, Live, Chilled or Frozen</i>  | 30                          | 126                          | 4.20                  |                                       |                              |                       |
| <b>Total for Cockles</b>                        | <b>30</b>                   | <b>126</b>                   |                       |                                       |                              |                       |
| <b>Crab</b>                                     |                             |                              |                       |                                       |                              |                       |
| <i>Other Crustacea, Canned or otherwise p</i>   | 111                         | 871                          | 7.85                  |                                       |                              |                       |
| <i>Other Crustacea, Live, Chilled or Frozen</i> | 135                         | 2,356                        | 17.45                 |                                       |                              |                       |
| <b>Total for Crab</b>                           | <b>246</b>                  | <b>3,227</b>                 |                       |                                       |                              |                       |
| <b>Crustaceans</b>                              |                             |                              |                       |                                       |                              |                       |
| <i>Other Crustacea, Live, Chilled or Frozen</i> | 1,126                       | 16,562                       | 14.71                 |                                       |                              |                       |
| <b>Total for Crustaceans</b>                    | <b>1,126</b>                | <b>16,562</b>                |                       |                                       |                              |                       |
| <b>Finfish, minced blocks</b>                   |                             |                              |                       |                                       |                              |                       |
| <i>Finfish, Processed Other</i>                 | 40                          | 225                          | 5.63                  |                                       |                              |                       |
| <b>Total for Finfish, minced blocks</b>         | <b>40</b>                   | <b>225</b>                   |                       |                                       |                              |                       |
| <b>Finfish, other fish meat</b>                 |                             |                              |                       |                                       |                              |                       |
| <i>Finfish, Processed Other</i>                 | 25                          | 260                          | 10.40                 |                                       |                              |                       |
| <b>Total for Finfish, other fish meat</b>       | <b>25</b>                   | <b>260</b>                   |                       |                                       |                              |                       |
| <b>Fish cakes</b>                               |                             |                              |                       |                                       |                              |                       |
| <i>Finfish, Processed Other</i>                 | 162                         | 1,181                        | 7.29                  |                                       |                              |                       |
| <b>Total for Fish cakes</b>                     | <b>162</b>                  | <b>1,181</b>                 |                       |                                       |                              |                       |
| <b>Fish fingers</b>                             |                             |                              |                       |                                       |                              |                       |
| <i>Finfish, Processed Other</i>                 | 110                         | 545                          | 4.95                  |                                       |                              |                       |
| <b>Total for Fish fingers</b>                   | <b>110</b>                  | <b>545</b>                   |                       |                                       |                              |                       |
| <b>Groper</b>                                   |                             |                              |                       |                                       |                              |                       |
| <i>Finfish, Chilled Fillets</i>                 | 2                           | 70                           | 35.00                 |                                       |                              |                       |
| <b>Total for Groper</b>                         | <b>2</b>                    | <b>70</b>                    |                       |                                       |                              |                       |
| <b>Gurnard</b>                                  |                             |                              |                       |                                       |                              |                       |
| <i>Finfish, Chilled Fillets</i>                 | 1                           | 30                           | 30.00                 |                                       |                              |                       |
| <b>Total for Gurnard</b>                        | <b>1</b>                    | <b>30</b>                    |                       |                                       |                              |                       |
| <b>Hoki</b>                                     |                             |                              |                       |                                       |                              |                       |
| <i>Finfish, Chilled Fillets</i>                 | 10                          | 69                           | 6.90                  |                                       |                              |                       |
| <i>Finfish, Frozen Fillets</i>                  | 454                         | 3,053                        | 6.72                  |                                       |                              |                       |
| <b>Total for Hoki</b>                           | <b>464</b>                  | <b>3,122</b>                 |                       |                                       |                              |                       |
| <b>KahBarrTuna pack other</b>                   |                             |                              |                       |                                       |                              |                       |
| <i>Finfish, Processed Packed</i>                | 1,324                       | 18,371                       | 13.88                 |                                       |                              |                       |
| <b>Total for KahBarrTuna pack oth</b>           | <b>1,324</b>                | <b>18,371</b>                |                       |                                       |                              |                       |
| <b>Lobster</b>                                  |                             |                              |                       |                                       |                              |                       |
| <i>Rock Lobster,</i>                            | 200                         | 630                          | 3.15                  |                                       |                              |                       |
| <b>Total for Lobster</b>                        | <b>200</b>                  | <b>630</b>                   |                       |                                       |                              |                       |

| <b>NETT</b>                                     | <b>Jan 2010 -- Dec 2010</b> |                              |                       | <b>Month-to-Date: December - 2010</b> |                              |                       |
|---|-----------------------------|------------------------------|-----------------------|---------------------------------------|------------------------------|-----------------------|
|   | <b>Weight<br/>(kg)</b>      | <b>FOB* Value<br/>(\$NZ)</b> | <b>Unit<br/>Value</b> | <b>Weight<br/>(kg)</b>                | <b>FOB* Value<br/>(\$NZ)</b> | <b>Unit<br/>Value</b> |
| <b>Vanuatu</b>                                  |                             |                              |                       |                                       |                              |                       |
| <b>Mackerel, Jack</b>                           |                             |                              |                       |                                       |                              |                       |
| <i>Finfish, Frozen Whole</i>                    | 500                         | 918                          | 1.84                  |                                       |                              |                       |
| <b>Total for Mackerel, Jack</b>                 | <b>500</b>                  | <b>918</b>                   |                       |                                       |                              |                       |
| <b>Mussels</b>                                  |                             |                              |                       |                                       |                              |                       |
| <i>Mussels, HS Frozen</i>                       | 1,700                       | 10,649                       | 6.26                  |                                       |                              |                       |
| <i>Mussels, Live</i>                            | 1,077                       | 3,160                        | 2.93                  | 170                                   | 503                          | 2.96                  |
| <i>Mussels, Meat Frozen</i>                     | 309                         | 2,603                        | 8.42                  |                                       |                              |                       |
| <i>Mussels, Other not L/Ch/Fz</i>               | 48                          | 570                          | 11.88                 |                                       |                              |                       |
| <b>Total for Mussels</b>                        | <b>3,134</b>                | <b>16,982</b>                |                       | <b>170</b>                            | <b>503</b>                   |                       |
| <b>Other chilled finfish</b>                    |                             |                              |                       |                                       |                              |                       |
| <i>Finfish, Chilled Whole</i>                   | 8                           | 237                          | 29.63                 |                                       |                              |                       |
| <b>Total for Other chilled finfish</b>          | <b>8</b>                    | <b>237</b>                   |                       |                                       |                              |                       |
| <b>Other clams chilled</b>                      |                             |                              |                       |                                       |                              |                       |
| <i>Other Molluscs, Live, Chilled or Frozen</i>  | 10                          | 138                          | 13.80                 |                                       |                              |                       |
| <b>Total for Other clams chilled</b>            | <b>10</b>                   | <b>138</b>                   |                       |                                       |                              |                       |
| <b>Other Crustacea: Ch/Fzn</b>                  |                             |                              |                       |                                       |                              |                       |
| <i>Other Crustacea, Live, Chilled or Frozen</i> | 9                           | 1,046                        | 116.22                |                                       |                              |                       |
| <b>Total for Other Crustacea: Ch/Fz</b>         | <b>9</b>                    | <b>1,046</b>                 |                       |                                       |                              |                       |
| <b>Other frozen fillets</b>                     |                             |                              |                       |                                       |                              |                       |
| <i>Finfish, Frozen Fillets</i>                  | 148                         | 2,519                        | 17.02                 | 48                                    | 2,059                        | 42.90                 |
| <b>Total for Other frozen fillets</b>           | <b>148</b>                  | <b>2,519</b>                 |                       | <b>48</b>                             | <b>2,059</b>                 |                       |
| <b>Other frozen finfish</b>                     |                             |                              |                       |                                       |                              |                       |
| <i>Finfish, Frozen Other form</i>               | 1,565                       | 10,484                       | 6.70                  | 100                                   | 820                          | 8.20                  |
| <i>Finfish, Frozen Whole</i>                    | 220                         | 1,297                        | 5.90                  |                                       |                              |                       |
| <b>Total for Other frozen finfish</b>           | <b>1,785</b>                | <b>11,781</b>                |                       | <b>100</b>                            | <b>820</b>                   |                       |
| <b>Other Molluscs</b>                           |                             |                              |                       |                                       |                              |                       |
| <i>Other Molluscs, Canned or otherwise pr</i>   | 460                         | 2,935                        | 6.38                  |                                       |                              |                       |
| <i>Other Molluscs, Live, Chilled or Frozen</i>  | 140                         | 498                          | 3.56                  | 50                                    | 190                          | 3.80                  |
| <b>Total for Other Molluscs</b>                 | <b>600</b>                  | <b>3,433</b>                 |                       | <b>50</b>                             | <b>190</b>                   |                       |
| <b>Other preparations</b>                       |                             |                              |                       |                                       |                              |                       |
| <i>Other,</i>                                   | 334                         | 3,491                        | 10.45                 |                                       |                              |                       |
| <b>Total for Other preparations</b>             | <b>334</b>                  | <b>3,491</b>                 |                       |                                       |                              |                       |
| <b>Oysters</b>                                  |                             |                              |                       |                                       |                              |                       |
| <i>Oysters, Chilled or Frozen</i>               | 4,550                       | 35,683                       | 7.84                  | 530                                   | 3,866                        | 7.29                  |
| <b>Total for Oysters</b>                        | <b>4,550</b>                | <b>35,683</b>                |                       | <b>530</b>                            | <b>3,866</b>                 |                       |
| <b>Prepared dinners</b>                         |                             |                              |                       |                                       |                              |                       |
| <i>Other,</i>                                   | 24                          | 167                          | 6.96                  |                                       |                              |                       |
| <b>Total for Prepared dinners</b>               | <b>24</b>                   | <b>167</b>                   |                       |                                       |                              |                       |

| <b>NETT</b>                                     | <b>Jan 2010 -- Dec 2010</b> |                              |                       | <b>Month-to-Date: December - 2010</b> |                              |                       |
|---|-----------------------------|------------------------------|-----------------------|---------------------------------------|------------------------------|-----------------------|
|   | <b>Weight<br/>(kg)</b>      | <b>FOB* Value<br/>(\$NZ)</b> | <b>Unit<br/>Value</b> | <b>Weight<br/>(kg)</b>                | <b>FOB* Value<br/>(\$NZ)</b> | <b>Unit<br/>Value</b> |
| <b>Vanuatu</b>                                  |                             |                              |                       |                                       |                              |                       |
| <b>Salmon</b>                                   |                             |                              |                       |                                       |                              |                       |
| <i>Finfish, Processed Cans or Jars, Whole o</i> | 6                           | 870                          | 145.00                |                                       |                              |                       |
| <i>Finfish, Processed Other</i>                 | 50                          | 1,766                        | 35.32                 | 15                                    | 561                          | 37.40                 |
| <b>Total for Salmon</b>                         | <b>56</b>                   | <b>2,636</b>                 |                       | <b>15</b>                             | <b>561</b>                   |                       |
| <b>Salmon, Other</b>                            |                             |                              |                       |                                       |                              |                       |
| <i>Finfish, Frozen Headed and Guttled</i>       | 1,710                       | 21,097                       | 12.34                 |                                       |                              |                       |
| <i>Finfish, Frozen Other form</i>               | 61                          | 914                          | 14.98                 | 61                                    | 914                          | 14.98                 |
| <i>Finfish, Frozen Whole</i>                    | 758                         | 10,620                       | 14.01                 |                                       |                              |                       |
| <b>Total for Salmon, Other</b>                  | <b>2,529</b>                | <b>32,631</b>                |                       | <b>61</b>                             | <b>914</b>                   |                       |
| <b>Salmon, Pacific</b>                          |                             |                              |                       |                                       |                              |                       |
| <i>Finfish, Chilled Headed and Guttled</i>      | 23                          | 427                          | 18.57                 |                                       |                              |                       |
| <i>Finfish, Chilled Other form</i>              | 50                          | 1,512                        | 30.24                 |                                       |                              |                       |
| <i>Finfish, Chilled Whole</i>                   | 702                         | 10,125                       | 14.42                 | 157                                   | 2,340                        | 14.90                 |
| <i>Finfish, Processed Smoked</i>                | 210                         | 8,477                        | 40.37                 |                                       |                              |                       |
| <b>Total for Salmon, Pacific</b>                | <b>985</b>                  | <b>20,541</b>                |                       | <b>157</b>                            | <b>2,340</b>                 |                       |
| <b>Salmonidae</b>                               |                             |                              |                       |                                       |                              |                       |
| <i>Finfish, Chilled Fillets</i>                 | 227                         | 5,707                        | 25.14                 |                                       |                              |                       |
| <i>Finfish, Frozen Fillets</i>                  | 102                         | 2,943                        | 28.85                 |                                       |                              |                       |
| <b>Total for Salmonidae</b>                     | <b>329</b>                  | <b>8,650</b>                 |                       |                                       |                              |                       |
| <b>Sardines</b>                                 |                             |                              |                       |                                       |                              |                       |
| <i>Finfish, Frozen Whole</i>                    | 800                         | 2,320                        | 2.90                  |                                       |                              |                       |
| <b>Total for Sardines</b>                       | <b>800</b>                  | <b>2,320</b>                 |                       |                                       |                              |                       |
| <b>Scallops</b>                                 |                             |                              |                       |                                       |                              |                       |
| <i>Other Molluscs, Live, Chilled or Frozen</i>  | 676                         | 12,647                       | 18.71                 |                                       |                              |                       |
| <b>Total for Scallops</b>                       | <b>676</b>                  | <b>12,647</b>                |                       |                                       |                              |                       |
| <b>Shrimps &amp; Prawns</b>                     |                             |                              |                       |                                       |                              |                       |
| <i>Other Crustacea, Live, Chilled or Frozen</i> | 3,203                       | 51,359                       | 16.03                 | 200                                   | 2,980                        | 14.90                 |
| <b>Total for Shrimps &amp; Prawns</b>           | <b>3,203</b>                | <b>51,359</b>                |                       | <b>200</b>                            | <b>2,980</b>                 |                       |
| <b>Snapper</b>                                  |                             |                              |                       |                                       |                              |                       |
| <i>Finfish, Chilled Fillets</i>                 | 2                           | 61                           | 30.50                 |                                       |                              |                       |
| <b>Total for Snapper</b>                        | <b>2</b>                    | <b>61</b>                    |                       |                                       |                              |                       |
| <b>Sole, Lemon</b>                              |                             |                              |                       |                                       |                              |                       |
| <i>Finfish, Frozen Whole</i>                    | 30                          | 279                          | 9.30                  |                                       |                              |                       |
| <b>Total for Sole, Lemon</b>                    | <b>30</b>                   | <b>279</b>                   |                       |                                       |                              |                       |
| <b>Squid</b>                                    |                             |                              |                       |                                       |                              |                       |
| <i>Squid, Frozen Other Form</i>                 | 12,015                      | 42,222                       | 3.51                  |                                       |                              |                       |
| <i>Squid, Frozen Tubes/Steaks</i>               | 2,625                       | 19,046                       | 7.26                  | 590                                   | 4,212                        | 7.14                  |
| <i>Squid, Other not chl/frz</i>                 | 32                          | 519                          | 16.22                 |                                       |                              |                       |
| <b>Total for Squid</b>                          | <b>14,672</b>               | <b>61,787</b>                |                       | <b>590</b>                            | <b>4,212</b>                 |                       |

| <b>NETT</b>                                    | <b>Jan 2010 -- Dec 2010</b> |                              |                       | <b>Month-to-Date: December - 2010</b> |                              |                       |
|--|-----------------------------|------------------------------|-----------------------|---------------------------------------|------------------------------|-----------------------|
|  | <b>Weight<br/>(kg)</b>      | <b>FOB* Value<br/>(\$NZ)</b> | <b>Unit<br/>Value</b> | <b>Weight<br/>(kg)</b>                | <b>FOB* Value<br/>(\$NZ)</b> | <b>Unit<br/>Value</b> |
| <b>Vanuatu</b>                                 |                             |                              |                       |                                       |                              |                       |
| <b>Swordfish</b>                               |                             |                              |                       |                                       |                              |                       |
| <i>Finfish, Frozen Whole</i>                   | 20                          | 228                          | 11.40                 |                                       |                              |                       |
| <b>Total for Swordfish</b>                     | <b>20</b>                   | <b>228</b>                   |                       |                                       |                              |                       |
| <b>Tarakihi</b>                                |                             |                              |                       |                                       |                              |                       |
| <i>Finfish, Chilled Fillets</i>                | 2                           | 41                           | 20.50                 |                                       |                              |                       |
| <b>Total for Tarakihi</b>                      | <b>2</b>                    | <b>41</b>                    |                       |                                       |                              |                       |
| <b>Tuna, Other</b>                             |                             |                              |                       |                                       |                              |                       |
| <i>Finfish, Processed Cans or Jars, Minced</i> | 10                          | 125                          | 12.50                 |                                       |                              |                       |
| <b>Total for Tuna, Other</b>                   | <b>10</b>                   | <b>125</b>                   |                       |                                       |                              |                       |
| <b>Tuna, Yellowfin</b>                         |                             |                              |                       |                                       |                              |                       |
| <i>Finfish, Chilled Other form</i>             | 4                           | 139                          | 34.75                 |                                       |                              |                       |
| <b>Total for Tuna, Yellowfin</b>               | <b>4</b>                    | <b>139</b>                   |                       |                                       |                              |                       |
| <b>Total for Vanuatu</b>                       | <b>38,150</b>               | <b>314,188</b>               |                       | <b>1,921</b>                          | <b>18,445</b>                |                       |



| <b>NETT</b>                                   | <b>Jan 2010 -- Dec 2010</b> |                              |                       | <b>Month-to-Date: December - 2010</b> |                              |                       |
|---|-----------------------------|------------------------------|-----------------------|---------------------------------------|------------------------------|-----------------------|
|   | <b>Weight<br/>(kg)</b>      | <b>FOB* Value<br/>(\$NZ)</b> | <b>Unit<br/>Value</b> | <b>Weight<br/>(kg)</b>                | <b>FOB* Value<br/>(\$NZ)</b> | <b>Unit<br/>Value</b> |
| <b>Vietnam</b>                                |                             |                              |                       |                                       |                              |                       |
| <b>Alfonsino</b>                              |                             |                              |                       |                                       |                              |                       |
| <i>Finfish, Frozen Headed and Guttred</i>     | 34,511                      | 267,594                      | 7.75                  | 7,190                                 | 67,452                       | 9.38                  |
| <i>Finfish, Frozen Whole</i>                  | 10,000                      | 45,636                       | 4.56                  |                                       |                              |                       |
| <b>Total for Alfonsino</b>                    | <b>44,511</b>               | <b>313,230</b>               |                       | <b>7,190</b>                          | <b>67,452</b>                |                       |
| <b>Cardinal Fish</b>                          |                             |                              |                       |                                       |                              |                       |
| <i>Finfish, Frozen Fillets</i>                | 10,270                      | 51,435                       | 5.01                  | 8,460                                 | 40,006                       | 4.73                  |
| <b>Total for Cardinal Fish</b>                | <b>10,270</b>               | <b>51,435</b>                |                       | <b>8,460</b>                          | <b>40,006</b>                |                       |
| <b>Hoki</b>                                   |                             |                              |                       |                                       |                              |                       |
| <i>Finfish, Frozen Fillets</i>                | 20                          | 70                           | 3.50                  |                                       |                              |                       |
| <i>Finfish, Frozen Headed and Guttred</i>     | 37,020                      | 106,409                      | 2.87                  |                                       |                              |                       |
| <b>Total for Hoki</b>                         | <b>37,040</b>               | <b>106,479</b>               |                       |                                       |                              |                       |
| <b>Ling</b>                                   |                             |                              |                       |                                       |                              |                       |
| <i>Finfish, Frozen Headed and Guttred</i>     | 15,480                      | 63,610                       | 4.11                  |                                       |                              |                       |
| <b>Total for Ling</b>                         | <b>15,480</b>               | <b>63,610</b>                |                       |                                       |                              |                       |
| <b>Mackerel, Jack</b>                         |                             |                              |                       |                                       |                              |                       |
| <i>Finfish, Frozen Headed and Guttred</i>     | 185,020                     | 303,529                      | 1.64                  |                                       |                              |                       |
| <i>Finfish, Frozen Other form</i>             | 645,540                     | 902,842                      | 1.40                  | 38,000                                | 45,300                       | 1.19                  |
| <b>Total for Mackerel, Jack</b>               | <b>830,560</b>              | <b>1,206,371</b>             |                       | <b>38,000</b>                         | <b>45,300</b>                |                       |
| <b>Monkfish (Stargazer)</b>                   |                             |                              |                       |                                       |                              |                       |
| <i>Finfish, Frozen Headed and Guttred</i>     | 200                         | 3,253                        | 16.27                 |                                       |                              |                       |
| <b>Total for Monkfish (Stargazer)</b>         | <b>200</b>                  | <b>3,253</b>                 |                       |                                       |                              |                       |
| <b>Mussels</b>                                |                             |                              |                       |                                       |                              |                       |
| <i>Mussels, HS Frozen</i>                     | 127,575                     | 617,992                      | 4.84                  | 64,104                                | 341,880                      | 5.33                  |
| <i>Mussels, Live</i>                          | 3,600                       | 21,102                       | 5.86                  |                                       |                              |                       |
| <i>Mussels, Meat Frozen</i>                   | 192                         | 2,272                        | 11.83                 |                                       |                              |                       |
| <i>Mussels, Pre'ed/Marinated</i>              | 500                         | 4,919                        | 9.84                  |                                       |                              |                       |
| <i>Mussels, Whole Chilled</i>                 | 1,900                       | 19,620                       | 10.33                 | 800                                   | 8,436                        | 10.55                 |
| <b>Total for Mussels</b>                      | <b>133,767</b>              | <b>665,905</b>               |                       | <b>64,904</b>                         | <b>350,316</b>               |                       |
| <b>Orange Roughy</b>                          |                             |                              |                       |                                       |                              |                       |
| <i>Finfish, Frozen Other form</i>             | 14,205                      | 116,460                      | 8.20                  |                                       |                              |                       |
| <b>Total for Orange Roughy</b>                | <b>14,205</b>               | <b>116,460</b>               |                       |                                       |                              |                       |
| <b>Other frozen finfish</b>                   |                             |                              |                       |                                       |                              |                       |
| <i>Finfish, Frozen Headed and Guttred</i>     | 10                          | 70                           | 7.00                  |                                       |                              |                       |
| <i>Finfish, Frozen Whole</i>                  | 96,516                      | 243,624                      | 2.52                  |                                       |                              |                       |
| <b>Total for Other frozen finfish</b>         | <b>96,526</b>               | <b>243,694</b>               |                       |                                       |                              |                       |
| <b>Paua</b>                                   |                             |                              |                       |                                       |                              |                       |
| <i>Other Molluscs, Canned or otherwise pr</i> | 1,122                       | 62,521                       | 55.72                 |                                       |                              |                       |
| <b>Total for Paua</b>                         | <b>1,122</b>                | <b>62,521</b>                |                       |                                       |                              |                       |
| <b>Salmon, Other</b>                          |                             |                              |                       |                                       |                              |                       |

| <b>NETT</b>                                     | <b>Jan 2010 -- Dec 2010</b> |                              |                       | <b>Month-to-Date: December - 2010</b> |                              |                       |
|---|-----------------------------|------------------------------|-----------------------|---------------------------------------|------------------------------|-----------------------|
|   | <b>Weight<br/>(kg)</b>      | <b>FOB* Value<br/>(\$NZ)</b> | <b>Unit<br/>Value</b> | <b>Weight<br/>(kg)</b>                | <b>FOB* Value<br/>(\$NZ)</b> | <b>Unit<br/>Value</b> |
| <b>Vietnam</b>                                  |                             |                              |                       |                                       |                              |                       |
| <i>Finfish, Frozen Headed and Guttled</i>       | 9,000                       | 75,223                       | 8.36                  |                                       |                              |                       |
| <b>Total for Salmon, Other</b>                  | <b>9,000</b>                | <b>75,223</b>                |                       |                                       |                              |                       |
| <b>Shrimps &amp; Prawns</b>                     |                             |                              |                       |                                       |                              |                       |
| <i>Other Crustacea, Canned or otherwise p</i>   | 6,581                       | 88,223                       | 13.41                 |                                       |                              |                       |
| <i>Other Crustacea, Live, Chilled or Frozen</i> | 35,037                      | 278,426                      | 7.95                  |                                       |                              |                       |
| <b>Total for Shrimps &amp; Prawns</b>           | <b>41,618</b>               | <b>366,649</b>               |                       |                                       |                              |                       |
| <b>Snapper</b>                                  |                             |                              |                       |                                       |                              |                       |
| <i>Finfish, Frozen Whole</i>                    | 10                          | 70                           | 7.00                  |                                       |                              |                       |
| <b>Total for Snapper</b>                        | <b>10</b>                   | <b>70</b>                    |                       |                                       |                              |                       |
| <b>Southern Blue Whiting</b>                    |                             |                              |                       |                                       |                              |                       |
| <i>Finfish, Frozen Headed and Guttled</i>       | 34,000                      | 7,488                        | 0.22                  | 34,000                                | 7,488                        | 0.22                  |
| <b>Total for Southern Blue Whiting</b>          | <b>34,000</b>               | <b>7,488</b>                 |                       | <b>34,000</b>                         | <b>7,488</b>                 |                       |
| <b>Squid</b>                                    |                             |                              |                       |                                       |                              |                       |
| <i>Squid, Frozen Whole</i>                      | 38,910                      | 112,385                      | 2.89                  |                                       |                              |                       |
| <i>Squid, Frz Heads&amp;Tentacles</i>           | 71,566                      | 333,638                      | 4.66                  |                                       |                              |                       |
| <b>Total for Squid</b>                          | <b>110,476</b>              | <b>446,023</b>               |                       |                                       |                              |                       |
| <b>Tuna, Albacore/Longfinned</b>                |                             |                              |                       |                                       |                              |                       |
| <i>Finfish, Frozen Whole</i>                    | 20,736                      | 21,466                       | 1.04                  |                                       |                              |                       |
| <b>Total for Tuna, Albacore/Longfin</b>         | <b>20,736</b>               | <b>21,466</b>                |                       |                                       |                              |                       |
| <b>Total for Vietnam</b>                        | <b>1,399,521</b>            | <b>3,749,877</b>             |                       | <b>152,554</b>                        | <b>510,562</b>               |                       |

| <b>NETT</b>                                     | <b>Jan 2010 -- Dec 2010</b> |                        |                                 | <b>Month-to-Date: December - 2010</b> |                        |                                 |
|---|-----------------------------|------------------------|---------------------------------|---------------------------------------|------------------------|---------------------------------|
|   | <b>Weight<br/>(kg)</b>      | <b>FOB*<br/>(\$NZ)</b> | <b>Value<br/>Unit<br/>Value</b> | <b>Weight<br/>(kg)</b>                | <b>FOB*<br/>(\$NZ)</b> | <b>Value<br/>Unit<br/>Value</b> |
| <b>Wallis And Futuna Islands</b>                |                             |                        |                                 |                                       |                        |                                 |
| <b>KahBarrTuna pack other</b>                   |                             |                        |                                 |                                       |                        |                                 |
| <i>Finfish, Processed Packed</i>                | 2,540                       | 16,244                 | 6.40                            | 20                                    | 122                    | 6.10                            |
| <b>Total for KahBarrTuna pack oth</b>           | <b>2,540</b>                | <b>16,244</b>          |                                 | <b>20</b>                             | <b>122</b>             |                                 |
| <b>Mackerel</b>                                 |                             |                        |                                 |                                       |                        |                                 |
| <i>Finfish, Processed Cans or Jars, Whole o</i> | 1,033                       | 8,359                  | 8.09                            |                                       |                        |                                 |
| <b>Total for Mackerel</b>                       | <b>1,033</b>                | <b>8,359</b>           |                                 |                                       |                        |                                 |
| <b>Mussels</b>                                  |                             |                        |                                 |                                       |                        |                                 |
| <i>Mussels, HS Frozen</i>                       | 632                         | 4,354                  | 6.89                            | 84                                    | 541                    | 6.44                            |
| <b>Total for Mussels</b>                        | <b>632</b>                  | <b>4,354</b>           |                                 | <b>84</b>                             | <b>541</b>             |                                 |
| <b>Octopus</b>                                  |                             |                        |                                 |                                       |                        |                                 |
| <i>Other Molluscs, Live, Chilled or Frozen</i>  | 3,640                       | 20,891                 | 5.74                            | 300                                   | 1,800                  | 6.00                            |
| <b>Total for Octopus</b>                        | <b>3,640</b>                | <b>20,891</b>          |                                 | <b>300</b>                            | <b>1,800</b>           |                                 |
| <b>Oysters</b>                                  |                             |                        |                                 |                                       |                        |                                 |
| <i>Oysters, Chilled or Frozen</i>               | 135                         | 1,737                  | 12.87                           |                                       |                        |                                 |
| <b>Total for Oysters</b>                        | <b>135</b>                  | <b>1,737</b>           |                                 |                                       |                        |                                 |
| <b>Salmon</b>                                   |                             |                        |                                 |                                       |                        |                                 |
| <i>Finfish, Processed Cans or Jars, Whole o</i> | 65                          | 566                    | 8.71                            |                                       |                        |                                 |
| <b>Total for Salmon</b>                         | <b>65</b>                   | <b>566</b>             |                                 |                                       |                        |                                 |
| <b>Salmon, Pacific</b>                          |                             |                        |                                 |                                       |                        |                                 |
| <i>Finfish, Processed Smoked</i>                | 140                         | 8,477                  | 60.55                           | 30                                    | 1,835                  | 61.17                           |
| <b>Total for Salmon, Pacific</b>                | <b>140</b>                  | <b>8,477</b>           |                                 | <b>30</b>                             | <b>1,835</b>           |                                 |
| <b>Scallops</b>                                 |                             |                        |                                 |                                       |                        |                                 |
| <i>Other Molluscs, Live, Chilled or Frozen</i>  | 260                         | 4,835                  | 18.60                           | 90                                    | 1,655                  | 18.39                           |
| <b>Total for Scallops</b>                       | <b>260</b>                  | <b>4,835</b>           |                                 | <b>90</b>                             | <b>1,655</b>           |                                 |
| <b>Squid</b>                                    |                             |                        |                                 |                                       |                        |                                 |
| <i>Squid, Frozen Other Form</i>                 | 185                         | 1,545                  | 8.35                            | 45                                    | 435                    | 9.67                            |
| <b>Total for Squid</b>                          | <b>185</b>                  | <b>1,545</b>           |                                 | <b>45</b>                             | <b>435</b>             |                                 |
| <b>Tuna, Yellowfin</b>                          |                             |                        |                                 |                                       |                        |                                 |
| <i>Finfish, Processed Cans or Jars, Whole o</i> | 4                           | 69                     | 17.25                           |                                       |                        |                                 |
| <b>Total for Tuna, Yellowfin</b>                | <b>4</b>                    | <b>69</b>              |                                 |                                       |                        |                                 |
| <b>Total for Wallis And Futuna Isla</b>         | <b>8,634</b>                | <b>67,077</b>          |                                 | <b>569</b>                            | <b>6,388</b>           |                                 |

| <i>NETT</i>               | <i>Jan 2010 -- Dec 2010</i> |                              |                       | <i>Month-to-Date: December - 2010</i> |                              |                       |
|---------------------------|-----------------------------|------------------------------|-----------------------|---------------------------------------|------------------------------|-----------------------|
|                           | <i>Weight<br/>(kg)</i>      | <i>FOB* Value<br/>(\$NZ)</i> | <i>Unit<br/>Value</i> | <i>Weight<br/>(kg)</i>                | <i>FOB* Value<br/>(\$NZ)</i> | <i>Unit<br/>Value</i> |
| <b><i>Grand Total</i></b> | 299,790,214                 | 1,493,234,343                |                       | 26,367,375                            | 129,072,466                  |                       |

*FOB\* - Free on board. The value of export goods, including raw material, processing, packaging, storage and transportation up to the point where the goods are about to leave the country as exports. FOB does not include storage, export transport or insurance cost to get the goods to the export market.*