



New Zealand Seafood Exports

Calendar Year to December 2011

**Report 10B
Seafood Exports Country by Species**

Exports of Seafood Produce for 12 Months ending December 2011

Prepared by the Information Centre, NZ Seafood Industry Council (SeaFIC), from official export figures collected by NZ Customs and supplied by Statistics New Zealand.

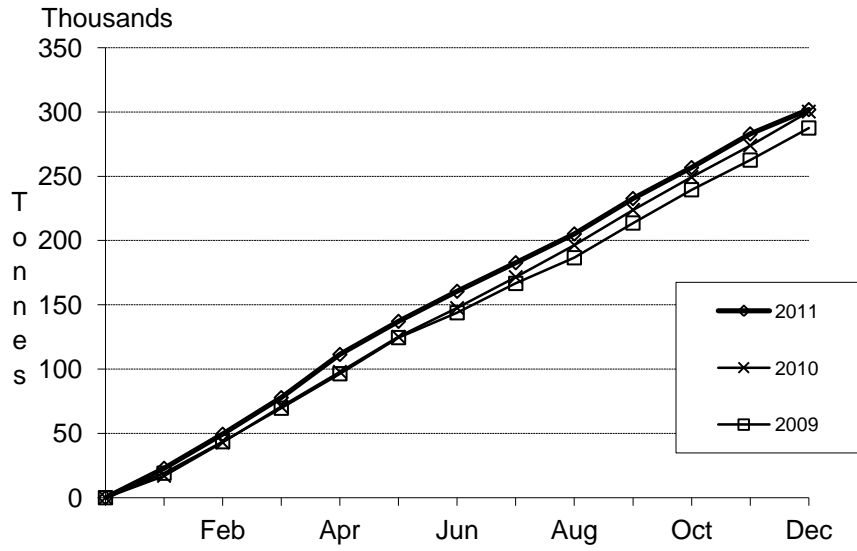
NETT	2010		2011		% Change on 2010	
	Tonnes	NZ\$FOB*	Tonnes	NZ\$FOB*	Volume	Value
Finfish						
Fresh						
<i>Fillet</i>	1,028.1	\$16,368,228	1,091.5	\$15,946,386	6.17%	-2.58%
<i>H&G</i>	2,468.6	\$26,251,951	2,278.5	\$24,326,723	-7.70%	-7.33%
<i>Live</i>	402.0	\$2,815,734	517.3	\$4,893,961	28.67%	73.81%
<i>Other Forms</i>	1,578.6	\$17,795,899	1,407.9	\$17,109,429	-10.81%	-3.86%
<i>Whole</i>	7,525.2	\$83,981,580	6,712.0	\$77,276,768	-10.81%	-7.98%
Fresh Total	13,002.5	\$147,213,392	12,007.2	\$139,553,267	-7.65%	-5.20%
Frozen						
<i>Fillet</i>	34,348.3	\$244,579,907	33,224.5	\$220,238,611	-3.27%	-9.95%
<i>H&G</i>	63,887.5	\$162,305,580	65,580.4	\$176,487,541	2.65%	8.74%
<i>Other Forms</i>	38,269.7	\$112,523,402	32,717.5	\$101,707,833	-14.51%	-9.61%
<i>Whole</i>	47,053.7	\$86,731,328	46,909.7	\$104,827,535	-0.31%	20.86%
Frozen Total	183,559.2	\$606,140,217	178,432.0	\$603,261,520	-2.79%	-0.47%
Processed						
<i>Dried</i>	0.0	\$1,500				
<i>Meal, Blocks, Minced</i>	18,485.5	\$46,788,732	18,872.3	\$41,119,838	2.09%	-12.12%
<i>Other</i>	5.7	\$160,867	1.7	\$108,429	-69.61%	-32.60%
<i>Other Fish Meat</i>	2,742.5	\$6,964,139	4,163.8	\$9,380,290	51.83%	34.69%
<i>Prepared</i>	9,414.5	\$62,627,128	8,583.6	\$59,743,327	-8.83%	-4.60%
<i>Salted or in Brine</i>			0.0	\$50		
<i>Smoked, Salted or in Brine</i>	183.7	\$5,681,594	177.2	\$5,562,149	-3.52%	-2.10%
Processed Total	30,831.8	\$122,223,960	31,798.7	\$115,914,083	3.14%	-5.16%
Finfish Total	227,393.5	\$875,577,569	222,237.9	\$858,728,870	-2.27%	-1.92%
Other Crustacea						
Other Crustacea						
<i>Fresh or Frozen</i>	579.3	\$15,844,223	745.8	\$22,245,854	28.73%	40.40%
<i>Processed</i>	890.2	\$15,784,166	977.6	\$9,418,355	9.82%	-40.33%
Other Crustacea Total	1,469.5	\$31,628,389	1,723.4	\$31,664,209	17.28%	0.11%
Other Crustacea Total	1,469.5	\$31,628,389	1,723.4	\$31,664,209	17.28%	0.11%
Rock Lobster						
Rock Lobster						
<i>Live</i>	2,714.1	\$224,282,538	2,569.5	\$215,911,422	-5.33%	-3.73%
<i>Other Forms</i>	1.2	\$102,600	3.3	\$71,976	165.90%	-29.85%
<i>Tails</i>	26.9	\$1,814,124	15.6	\$1,165,961	-42.18%	-35.73%
<i>Whole</i>	82.6	\$3,095,651	94.9	\$3,473,188	14.87%	12.20%
Rock Lobster Total	2,824.9	\$229,294,913	2,683.3	\$220,622,547	-5.01%	-3.78%
Rock Lobster Total	2,824.9	\$229,294,913	2,683.3	\$220,622,547	-5.01%	-3.78%
Shellfish						
Fresh						
<i>Mussels</i>	376.8	\$1,287,133	274.8	\$1,019,095	-27.06%	-20.82%
<i>Octopus</i>	4.7	\$40,189	3.2	\$30,500	-30.95%	-24.11%
<i>Scallops</i>	17.7	\$97,469	34.2	\$154,300	93.15%	58.31%
<i>Squid</i>	38.8	\$186,683	19.4	\$99,375	-50.03%	-46.77%
Fresh Total	437.9	\$1,611,474	331.6	\$1,303,270	-24.28%	-19.13%
Fresh or Frozen						
<i>Mussels</i>	27,676.4	\$122,690,374	7,670.0	\$41,808,856	-72.29%	-65.92%
<i>Other</i>	1,074.4	\$8,517,935	1,177.9	\$12,049,048	9.63%	41.46%
<i>Oysters</i>	2,242.9	\$17,445,391	1,962.3	\$19,524,141	-12.51%	11.92%
<i>Squid</i>	5.6	\$15,161	2.3	\$26,875	-58.77%	77.26%
Fresh or Frozen Total	30,999.2	\$148,668,861	10,812.4	\$73,408,920	-65.12%	-50.62%
Frozen						
<i>Mussels</i>	5,258.8	\$28,217,196	29,374.7	\$156,670,836	458.58%	455.23%
<i>Octopus</i>	37.7	\$321,603	29.0	\$203,966	-23.28%	-36.58%
<i>Scallops</i>	32.5	\$685,920	19.9	\$414,741	-38.83%	-39.54%
<i>Squid</i>	28,923.8	\$89,209,132	31,860.8	\$104,624,168	10.15%	17.28%

NETT	2010		2011		% Change on 2010	
	Tonnes	NZ\$FOB*	Tonnes	NZ\$FOB*	Volume	Value
Frozen Total	34,252.8	\$118,433,851	61,284.3	\$261,913,711	78.92%	121.15%
Processed						
<i>Mussels</i>	815.2	\$19,162,532	886.7	\$27,838,535	8.76%	45.28%
<i>Other</i>	996.5	\$7,774,527	1,024.1	\$9,160,777	2.77%	17.83%
<i>Paua</i>	1,116.0	\$61,777,542	855.6	\$53,928,781	-23.33%	-12.70%
<i>Squid</i>			0.1	\$1,212		
Processed Total	2,927.8	\$88,714,601	2,766.5	\$90,929,305	-5.51%	2.50%
Shellfish Total	68,617.8	\$357,428,787	75,194.9	\$427,555,206	9.59%	19.62%
Grand Total	300,305.7	\$1,493,929,658	301,839.5	\$1,538,570,832	0.51%	2.99%

FOB - Free on board. The value of export goods, including raw material, processing, packaging, storage and transportation up to the point where the goods are about to leave the country as exports. FOB does not include storage, export transport or insurance cost to get the goods to the export market.*

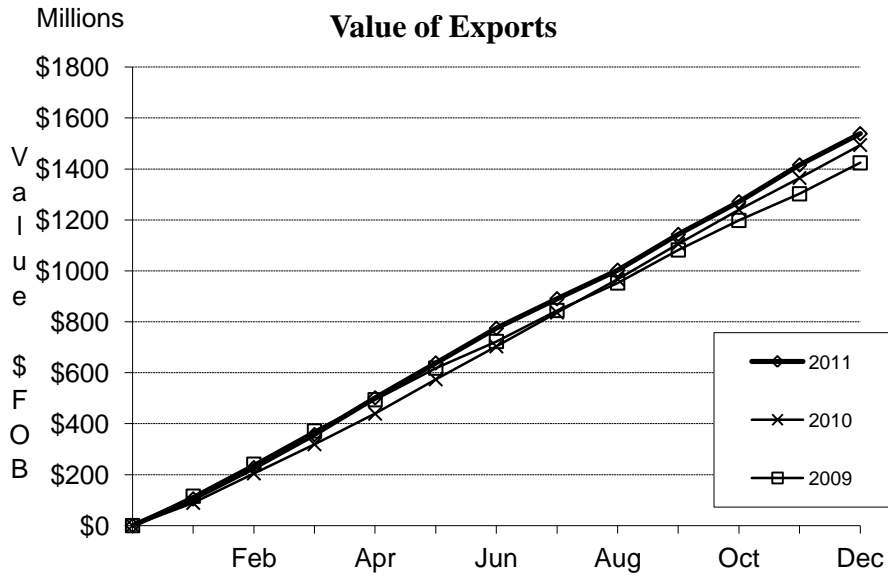
Seafood Export Statistics for 2011 Against 2010 & 2009 Figures

Volume Exported



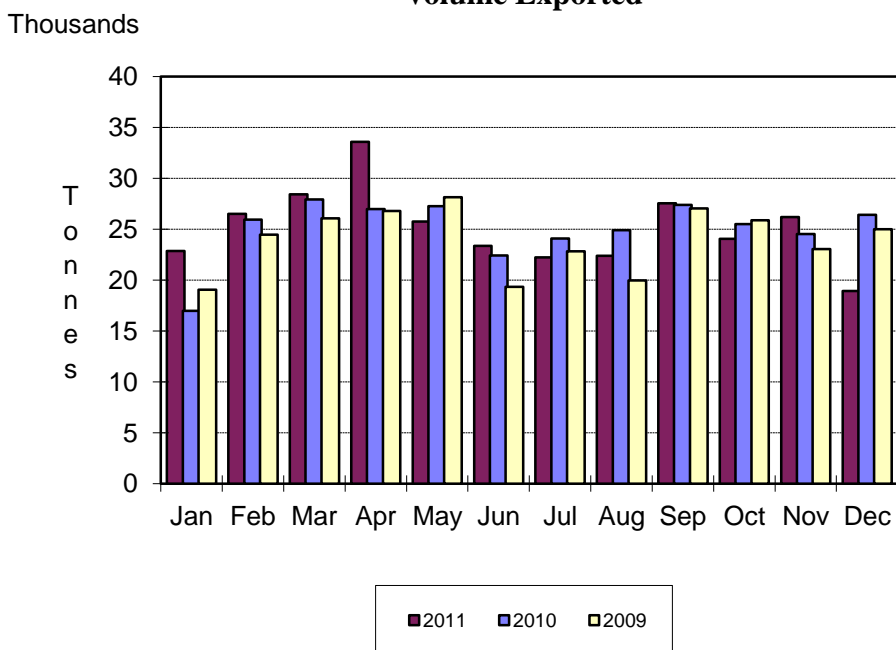
Seafood Export Statistics for 2011 Against 2010 & 2009 Figures

Value of Exports



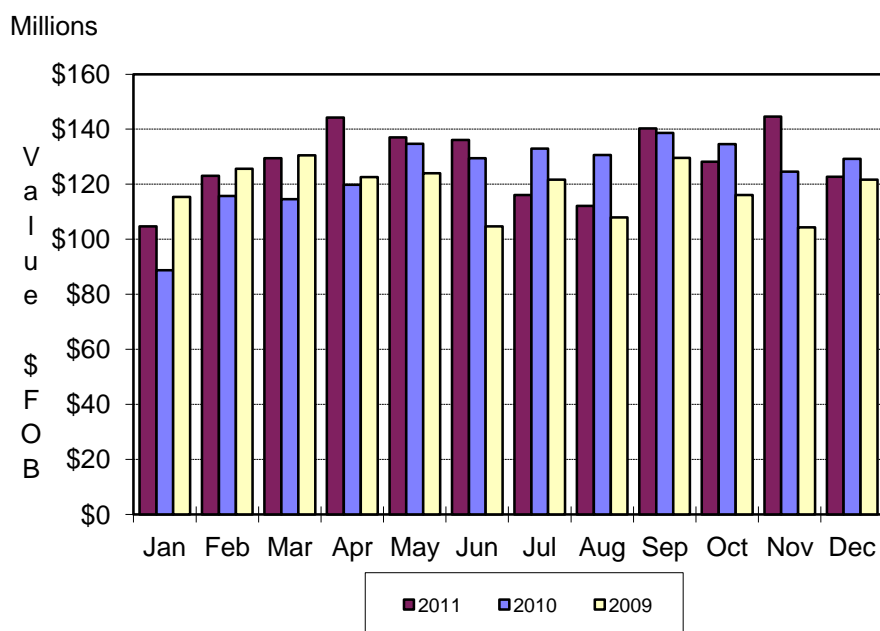
Seafood Export Statistics for Individual Months of 2011 Comparison against 2010 & 2009 Figures

Volume Exported



Seafood Export Statistics for Individual Months of 2011 Comparison against 2010 & 2009 Figures

Value of Exports



Nett Weight Volume (kg's) of Live/Chilled/Frozen Finfish for December 2011

<i>Species Name</i>	<i>Live</i>	<i>Frozen Whole</i>	<i>Chilled Whole</i>	<i>Frozen Fillets</i>	<i>Chilled Fillets</i>	<i>Frozen H&G</i>	<i>Chilled H&G</i>	<i>Species Total</i>	<i>% of Finfish</i>
Alaska Pollack	0	0	0	0	0	0	0	0	0.00%
Alfonsino	0	25	0	0	0	51,310	0	51,335	0.57%
Antarctic Toothfish	0	0	0	0	0	59,149	0	59,149	0.66%
Barracouta	0	4,608	0	111,580	0	387,932	0	504,120	5.59%
Blue Whittings excl Southern	0	0	0	0	0	0	0	0	0.00%
Bluenose	0	0	16,649	0	10,683	0	24,904	52,236	0.58%
Cardinal Fish	0	0	0	6,600	10	0	0	6,610	0.07%
Carp	0	0	0	0	0	0	0	0	0.00%
Catfish	0	0	0	0	0	0	0	0	0.00%
Coalfish	0	0	0	0	0	0	0	0	0.00%
Cobia	0	0	0	0	0	0	0	0	0.00%
Cod	0	0	0	0	0	0	1,102	1,102	0.01%
Cod, Blue	0	0	0	2,520	381	60	0	2,961	0.03%
Cod, Red	0	0	0	4,215	1,252	57,756	0	63,223	0.70%
Eels	49,891	16,229	45	0	0	302	0	66,467	0.74%
Elephant Fish	0	0	0	3,000	10	0	0	3,010	0.03%
Fillets dried	0	0	0	0	0	0	0	0	0.00%
Fish heads, tails and maws	0	0	0	0	0	0	0	0	0.00%
Flounder	0	9,100	29,745	0	8,454	290	1,661	49,250	0.55%
Ghostshark	0	0	0	13,910	0	68,676	0	82,586	0.92%
Groper	0	0	3,434	0	1,047	0	14,024	18,505	0.21%
Gurnard	0	864	1,617	0	7,093	0	0	9,574	0.11%
Haddock	0	0	0	0	0	0	0	0	0.00%
Hake	0	0	0	29,437	7,475	51,960	0	88,872	0.98%
Halibut	0	0	0	0	0	0	0	0	0.00%
Herrings	0	0	0	0	0	0	0	0	0.00%
Hoki	0	18,373	0	1,234,130	43	1,076,344	0	2,328,890	25.81%
John Dory	0	0	30,931	30	1,838	0	379	33,178	0.37%
Kahawai	0	43,820	0	0	0	0	0	43,820	0.49%
Kingfish, Yellowtail	0	0	4,249	0	0	0	452	4,701	0.05%
Leatherjacket	0	0	0	0	0	3,850	0	3,850	0.04%
Ling	0	0	0	292,429	19,081	138,608	0	450,118	4.99%
Livers and Roe	0	93,018	227	0	0	0	0	93,245	1.03%
Mackerel	0	0	0	0	0	0	0	0	0.00%
Mackerel, Blue	0	1,527,585	0	0	0	0	0	1,527,585	16.93%
Mackerel, Horse	0	0	0	0	0	0	0	0	0.00%
Mackerel, Jack	0	653,632	0	0	0	135,760	0	789,392	8.75%
Mackerel, Other(exl Jack)	0	0	0	0	0	0	0	0	0.00%
Moki	0	0	0	0	544	0	0	544	0.01%
Monkfish (Stargazer)	0	400	0	13,894	10,625	41,233	0	66,152	0.73%
Mullet	0	0	151	0	0	0	3	154	0.00%
Nile Perch	0	0	0	0	0	0	0	0	0.00%
Orange Roughy	0	27,380	0	102,720	8,578	2,500	0	141,178	1.56%
Oreo Dory, Black	0	0	0	0	69	40,370	0	40,439	0.45%
Oreo Dory, Other	0	0	0	0	0	64	0	64	0.00%
Oreo Dory, Smooth	0	0	0	88,605	1,020	0	0	89,625	0.99%
Ornamental Fish	0	0	0	0	0	0	0	0	0.00%
Ornamental Fish, Freshwater	0	0	0	0	0	0	0	0	0.00%
Ornamental Fish, Marine	0	0	0	0	0	0	0	0	0.00%
Other Flatfish	0	0	169	0	0	200	2,175	2,544	0.03%
Other minced	0	0	0	0	0	0	0	0	0.00%
Other smoked freshwater fish	0	0	0	0	0	0	0	0	0.00%
Patagonian Toothfish	0	0	0	0	0	0	0	0	0.00%
Pilchards	0	0	0	0	0	0	0	0	0.00%
Plaice	0	0	0	0	0	0	0	0	0.00%
Rays & Skates	0	0	0	29,663	0	0	0	29,663	0.33%
Salmon	0	0	228,064	0	0	0	2,087	230,151	2.55%
Salmon, Atlantic	0	0	0	0	0	0	0	0	0.00%
Salmon, Other	0	0	0	0	0	101,882	0	101,882	1.13%
Salmon, Pacific	0	0	0	0	0	0	0	0	0.00%
Salmon, Sockeye	0	0	0	0	0	15,942	0	15,942	0.18%
Salmonidae	0	0	0	37,165	5,981	0	0	43,146	0.48%
School shark	0	0	0	41,686	0	0	0	41,686	0.46%
Sea Bass	0	0	0	0	0	0	0	0	0.00%
Sea Bream, Other	0	0	0	0	0	0	0	0	0.00%
Sea Perch	0	52,480	0	0	0	0	0	52,480	0.58%
Shark Fins	0	0	0	0	0	0	0	0	0.00%
Snapper	0	119,380	308,511	0	1,762	0	0	429,653	4.76%
Sole	0	3,200	0	0	0	510	139	3,849	0.04%
Sole, Lemon	0	36,990	0	4,000	110	0	78	41,178	0.46%
Sole, New Zealand	0	10,990	371	0	781	0	0	12,142	0.13%
Southern Blue Whiting	0	0	0	9,160	0	654,631	0	663,791	7.36%
Spotted Dogfish (Rig)	0	0	0	31,910	1,288	0	0	33,198	0.37%

<i>Species Name</i>	<i>Live</i>	<i>Frozen Whole</i>	<i>Chilled Whole</i>	<i>Frozen Fillets</i>	<i>Chilled Fillets</i>	<i>Frozen H&G</i>	<i>Chilled H&G</i>	<i>Species Total</i>	<i>% of Finfish</i>
Sprats	0	0	0	0	0	0	0	0	0.00%
Swordfish	0	0	2,039	0	16	33	7,198	9,286	0.10%
Tilapias	0	0	0	0	0	0	0	0	0.00%
Toothfish, Other	0	0	0	0	0	0	0	0	0.00%
Trevally	0	156,530	2,754	0	912	0	289	160,485	1.78%
Trout	0	0	0	0	0	0	0	0	0.00%
Tuna, Albacore/Longfinned	0	28,580	0	0	0	0	0	28,580	0.32%
Tuna, Atlantic and Pacific Blu	0	0	0	0	0	0	0	0	0.00%
Tuna, Atlantic Bluefin	0	0	0	0	0	0	0	0	0.00%
Tuna, Bigeye	0	0	3,239	0	0	0	0	3,239	0.04%
Tuna, Bluefin	0	0	321	0	0	0	0	321	0.00%
Tuna, Other	0	0	0	0	0	0	3,385	3,385	0.04%
Tuna, Pacific Bluefin	0	0	0	0	0	0	0	0	0.00%
Tuna, Skipjack	0	0	0	0	0	0	0	0	0.00%
Tuna, Southern Bluefin	0	0	321	0	0	0	0	321	0.00%
Tuna, Yellowfin	0	0	0	0	0	0	0	0	0.00%
Tunas & Atlantic Bonito	0	0	0	0	0	0	0	0	0.00%
Turbots	0	0	0	0	0	0	0	0	0.00%
Warehou, Blue	0	0	0	0	2,170	133,528	0	135,698	1.50%
Warehou, Other	0	0	0	0	0	18,794	0	18,794	0.21%
Warehou, Silver	0	0	0	0	0	289,091	0	289,091	3.20%
Warehou, White	0	0	0	0	0	0	0	0	0.00%
Whitebait	0	436	0	0	0	0	0	436	0.00%
	49,891	2,803,620	632,837	2,056,654	91,223	3,330,775	57,876	9,022,876	
	0.5529%	31.0724%	7.0137%	22.7938%	1.0110%	36.9148%	0.6414%		

Nett Weight Volume (kg's) of Live/Chilled/Frozen Finfish for year to December 2011

<i>Species Name</i>	<i>Live</i>	<i>Frozen Whole</i>	<i>Chilled Whole</i>	<i>Frozen Fillets</i>	<i>Chilled Fillets</i>	<i>Frozen H&G</i>	<i>Chilled H&G</i>	<i>Species Total</i>	<i>% of Finfish</i>
Alaska Pollack	0	0	0	0	0	0	0	0	0.00%
Alfonsino	0	51,115	0	0	0	470,483	0	521,598	0.36%
Antarctic Toothfish	0	0	0	0	0	316,586	0	316,586	0.22%
Barracouta	0	1,074,242	0	2,041,620	0	9,624,669	0	12,740,531	8.90%
Blue Whittings excl Southern	0	0	0	0	0	0	0	0	0.00%
Bluenose	0	1,845	225,777	4,333	111,173	18,012	290,185	651,325	0.46%
Cardinal Fish	0	0	0	95,506	186	201,909	0	297,601	0.21%
Carp	0	0	0	0	0	0	0	0	0.00%
Catfish	0	0	0	0	0	0	0	0	0.00%
Coalfish	0	0	0	0	0	0	0	0	0.00%
Cobia	0	0	0	0	0	0	0	0	0.00%
Cod	0	0	1,023	0	0	6	19,091	20,120	0.01%
Cod, Blue	0	270	0	33,603	2,721	2,581	0	39,175	0.03%
Cod, Red	0	51,979	0	195,100	14,703	1,953,953	0	2,215,735	1.55%
Eels	517,287	123,619	180	0	0	50,614	2	691,702	0.48%
Elephant Fish	0	0	0	27,310	71	0	0	27,381	0.02%
Fillets dried	0	0	0	0	0	0	0	0	0.00%
Fish heads, tails and maws	0	0	0	0	0	0	0	0	0.00%
Flounder	0	225,240	226,269	40	40,012	350	30,935	522,846	0.37%
Ghostshark	0	10,143	0	151,010	1,452	399,967	0	562,572	0.39%
Groper	0	0	80,357	8,936	24,033	12,065	143,054	268,445	0.19%
Gurnard	0	11,666	38,504	7,216	76,007	0	0	133,393	0.09%
Haddock	0	0	0	0	0	0	0	0	0.00%
Hake	0	1,396	0	324,532	17,086	1,826,067	0	2,169,081	1.52%
Halibut	0	0	0	0	0	0	0	0	0.00%
Herrings	0	0	0	0	0	0	0	0	0.00%
Hoki	0	309,694	0	14,670,643	15,727	22,853,023	0	37,849,087	26.45%
John Dory	0	173	311,236	6,945	31,536	144	7,892	357,926	0.25%
Kahawai	0	1,005,875	0	0	0	0	0	1,005,875	0.70%
Kingfish, Yellowtail	0	395	19,251	0	442	200	1,688	21,976	0.02%
Leatherjacket	0	409	0	0	0	171,290	30	171,729	0.12%
Ling	0	109,334	0	2,940,106	191,453	1,329,279	0	4,570,172	3.19%
Livers and Roe	0	1,911,537	914	0	0	0	0	1,912,451	1.34%
Mackerel	0	0	0	0	0	0	0	0	0.00%
Mackerel, Blue	0	7,860,226	0	17	0	424,018	0	8,284,261	5.79%
Mackerel, Horse	0	0	0	0	0	0	0	0	0.00%
Mackerel, Jack	0	8,745,809	0	0	0	5,866,261	0	14,612,070	10.21%
Mackerel, Other(exl Jack)	0	0	0	0	0	0	0	0	0.00%
Moki	0	0	0	0	2,799	0	0	2,799	0.00%
Monkfish (Stargazer)	0	2,044	272	139,993	120,578	370,747	1,062	634,696	0.44%
Mullet	0	105	817	0	0	0	23	945	0.00%
Nile Perch	0	0	0	0	0	0	0	0	0.00%
Orange Roughy	0	250,599	0	1,803,536	107,312	3,775	0	2,165,222	1.51%
Oreo Dory, Black	0	0	0	44,950	1,027	891,280	0	937,257	0.65%
Oreo Dory, Other	0	35,117	0	0	0	2,191,928	0	2,227,045	1.56%
Oreo Dory, Smooth	0	0	0	1,231,129	4,279	0	0	1,235,408	0.86%
Ornamental Fish	0	0	0	0	0	0	0	0	0.00%
Ornamental Fish, Freshwater	0	0	0	0	0	0	0	0	0.00%
Ornamental Fish, Marine	0	0	0	0	0	0	0	0	0.00%
Other Flatfish	0	9,350	1,708	0	0	4,452	7,022	22,532	0.02%
Other minced	0	0	0	0	0	0	0	0	0.00%
Other smoked freshwater fish	0	0	0	0	0	0	0	0	0.00%
Patagonian Toothfish	0	0	0	0	0	0	0	0	0.00%
Pilchards	0	0	0	0	0	0	0	0	0.00%
Plaice	0	0	0	0	0	0	0	0	0.00%
Rays & Skates	0	0	0	373,910	0	0	0	373,910	0.26%
Salmon	0	0	2,424,291	0	0	0	67,884	2,492,175	1.74%
Salmon, Atlantic	0	0	0	0	0	0	0	0	0.00%
Salmon, Other	0	34,446	0	0	0	1,485,687	0	1,520,133	1.06%
Salmon, Pacific	0	0	0	0	0	0	0	0	0.00%
Salmon, Sockeye	0	0	0	0	0	113,853	0	113,853	0.08%
Salmonidae	0	0	0	544,823	77,225	0	0	622,048	0.43%
School shark	0	301	0	524,813	0	0	0	525,114	0.37%
Sea Bass	0	0	0	0	0	0	0	0	0.00%
Sea Bream, Other	0	0	0	0	0	0	0	0	0.00%
Sea Perch	0	806,646	0	0	0	2,854	0	809,500	0.57%
Shark Fins	0	0	0	0	0	0	0	0	0.00%
Snapper	0	737,243	2,508,793	8,238	16,981	0	830	3,272,085	2.29%
Sole	0	31,940	446	0	0	9,600	971	42,957	0.03%
Sole, Lemon	0	397,149	585	8,795	2,829	400	941	410,699	0.29%
Sole, New Zealand	0	167,721	3,609	150	6,047	0	0	177,527	0.12%
Southern Blue Whiting	0	254,640	0	77,528	0	10,542,063	0	10,874,231	7.60%
Spotted Dogfish (Rig)	0	0	0	193,120	21,872	0	0	214,992	0.15%

<i>Species Name</i>	<i>Live</i>	<i>Frozen Whole</i>	<i>Chilled Whole</i>	<i>Frozen Fillets</i>	<i>Chilled Fillets</i>	<i>Frozen H&G</i>	<i>Chilled H&G</i>	<i>Species Total</i>	<i>% of Finfish</i>
Sprats	0	0	0	0	0	0	0	0	0.00%
Swordfish	0	217	48,312	10	584	954	336,126	386,203	0.27%
Tilapias	0	0	0	0	0	0	0	0	0.00%
Toothfish, Other	0	0	0	42	0	0	0	42	0.00%
Trevally	0	2,156,907	35,812	13,590	8,272	300	3,060	2,217,941	1.55%
Trout	0	0	0	0	0	0	0	0	0.00%
Tuna, Albacore/Longfinned	0	3,155,040	10	0	0	25,178	0	3,180,228	2.22%
Tuna, Atlantic and Pacific Blu	0	0	0	0	0	0	0	0	0.00%
Tuna, Atlantic Bluefin	0	0	0	0	0	0	0	0	0.00%
Tuna, Bigeye	0	1,514	35,547	0	0	0	6,532	43,593	0.03%
Tuna, Bluefin	0	514	148,520	0	0	0	4,125	153,159	0.11%
Tuna, Other	0	5,815	300	1,790	93	4,226	158,978	171,202	0.12%
Tuna, Pacific Bluefin	0	0	0	0	0	0	0	0	0.00%
Tuna, Skipjack	0	13,802,284	0	0	0	0	0	13,802,284	9.64%
Tuna, Southern Bluefin	0	172,704	132,429	0	0	0	4,609	309,742	0.22%
Tuna, Yellowfin	0	206,765	574	0	0	358	0	207,697	0.15%
Tunas & Atlantic Bonito	0	0	0	0	0	0	0	0	0.00%
Turbots	0	0	0	0	0	0	0	0	0.00%
Warehou, Blue	0	480	0	1,690	5,863	475,281	0	483,314	0.34%
Warehou, Other	0	0	0	0	0	438,478	0	438,478	0.31%
Warehou, Silver	0	49,188	0	31,200	0	3,005,550	0	3,085,938	2.16%
Warehou, White	0	0	0	0	0	0	0	0	0.00%
Whitebait	0	2,694	137	0	0	0	0	2,831	0.00%
	517,287	43,776,390	6,245,673	25,506,224	902,363	65,088,441	1,085,040	143,121,418	
	0.3614%	30.5869%	4.3639%	17.8214%	0.6305%	45.4778%	0.7581%		

Value (NZ\$) of Live/Chilled/Frozen Finfish for December 2011

<i>Species Name</i>	<i>Live</i>	<i>Frozen Whole</i>	<i>Chilled Whole</i>	<i>Frozen Fillets</i>	<i>Chilled Fillets</i>	<i>Frozen H&G</i>	<i>Chilled H&G</i>	<i>Species Total</i>	<i>% of Finfish</i>
Alaska Pollack	0	0	0	0	0	0	0	\$0	0.00%
Alfonsino	0	619	0	0	0	647,058	0	\$647,677	1.49%
Antarctic Toothfish	0	0	0	0	0	1,733,843	0	\$1,733,843	3.99%
Barracouta	0	2,471	0	297,439	0	934,778	0	\$1,234,688	2.84%
Blue Whittings excl Southern	0	0	0	0	0	0	0	\$0	0.00%
Bluenose	0	0	230,550	0	111,207	0	357,553	\$699,310	1.61%
Cardinal Fish	0	0	0	45,838	96	0	0	\$45,934	0.11%
Carp	0	0	0	0	0	0	0	\$0	0.00%
Catfish	0	0	0	0	0	0	0	\$0	0.00%
Coalfish	0	0	0	0	0	0	0	\$0	0.00%
Cobia	0	0	0	0	0	0	0	\$0	0.00%
Cod	0	0	0	0	0	0	9,720	\$9,720	0.02%
Cod, Blue	0	0	0	24,983	8,856	692	0	\$34,531	0.08%
Cod, Red	0	0	0	23,240	9,223	187,888	0	\$220,351	0.51%
Eels	707,388	249,075	654	0	0	661	0	\$957,778	2.21%
Elephant Fish	0	0	0	31,121	183	0	0	\$31,304	0.07%
Fillets dried	0	0	0	0	0	0	0	\$0	0.00%
Fish heads, tails and maws	0	0	0	0	0	0	0	\$0	0.00%
Flounder	0	76,157	282,409	0	88,992	2,800	16,142	\$466,500	1.07%
Ghostshark	0	0	0	131,532	0	237,971	0	\$369,503	0.85%
Groper	0	0	56,192	0	16,919	0	187,281	\$260,392	0.60%
Gurnard	0	1,118	15,515	0	105,167	0	0	\$121,800	0.28%
Haddock	0	0	0	0	0	0	0	\$0	0.00%
Hake	0	0	0	298,448	418,139	276,422	0	\$993,009	2.29%
Halibut	0	0	0	0	0	0	0	\$0	0.00%
Herrings	0	0	0	0	0	0	0	\$0	0.00%
Hoki	0	93,738	0	6,506,190	52	1,916,971	0	\$8,516,951	19.62%
John Dory	0	0	395,173	817	44,261	0	4,667	\$444,918	1.03%
Kahawai	0	67,312	0	0	0	0	0	\$67,312	0.16%
Kingfish, Yellowtail	0	0	51,098	0	0	0	5,139	\$56,237	0.13%
Leatherjacket	0	0	0	0	0	16,210	0	\$16,210	0.04%
Ling	0	0	0	2,835,074	264,279	931,446	0	\$4,030,799	9.29%
Livers and Roe	0	387,834	2,151	0	0	0	0	\$389,985	0.90%
Mackerel	0	0	0	0	0	0	0	\$0	0.00%
Mackerel, Blue	0	2,449,888	0	0	0	0	0	\$2,449,888	5.64%
Mackerel, Horse	0	0	0	0	0	0	0	\$0	0.00%
Mackerel, Jack	0	1,087,898	0	0	0	279,299	0	\$1,367,197	3.15%
Mackerel, Other(exl Jack)	0	0	0	0	0	0	0	\$0	0.00%
Moki	0	0	0	0	4,597	0	0	\$4,597	0.01%
Monkfish (Stargazer)	0	5,860	0	95,794	143,739	216,355	0	\$461,748	1.06%
Mullet	0	0	1,281	0	0	0	24	\$1,305	0.00%
Nile Perch	0	0	0	0	0	0	0	\$0	0.00%
Orange Roughy	0	123,168	0	1,861,226	156,493	26,663	0	\$2,167,550	4.99%
Oreo Dory, Black	0	0	0	0	765	113,361	0	\$114,126	0.26%
Oreo Dory, Other	0	0	0	0	0	153	0	\$153	0.00%
Oreo Dory, Smooth	0	0	0	681,796	7,120	0	0	\$688,916	1.59%
Ornamental Fish	0	0	0	0	0	0	0	\$0	0.00%
Ornamental Fish, Freshwater	0	0	0	0	0	0	0	\$0	0.00%
Ornamental Fish, Marine	0	0	0	0	0	0	0	\$0	0.00%
Other Flatfish	0	0	1,886	0	0	938	17,436	\$20,260	0.05%
Other minced	0	0	0	0	0	0	0	\$0	0.00%
Other smoked freshwater fish	0	0	0	0	0	0	0	\$0	0.00%
Patagonian Toothfish	0	0	0	0	0	0	0	\$0	0.00%
Pilchards	0	0	0	0	0	0	0	\$0	0.00%
Plaice	0	0	0	0	0	0	0	\$0	0.00%
Rays & Skates	0	0	0	114,616	0	0	0	\$114,616	0.26%
Salmon	0	0	2,626,700	0	0	0	25,863	\$2,652,563	6.11%
Salmon, Atlantic	0	0	0	0	0	0	0	\$0	0.00%
Salmon, Other	0	0	0	0	0	969,348	0	\$969,348	2.23%
Salmon, Pacific	0	0	0	0	0	0	0	\$0	0.00%
Salmon, Sockeye	0	0	0	0	0	298,771	0	\$298,771	0.69%
Salmonidae	0	0	0	628,226	134,057	0	0	\$762,283	1.76%
School shark	0	0	0	505,358	0	0	0	\$505,358	1.16%
Sea Bass	0	0	0	0	0	0	0	\$0	0.00%
Sea Bream, Other	0	0	0	0	0	0	0	\$0	0.00%
Sea Perch	0	102,056	0	0	0	0	0	\$102,056	0.24%
Shark Fins	0	0	0	0	0	0	0	\$0	0.00%
Snapper	0	999,519	3,321,130	0	38,313	0	0	\$4,358,962	10.04%
Sole	0	11,361	0	0	0	3,241	1,818	\$16,420	0.04%
Sole, Lemon	0	195,815	0	30,205	942	0	720	\$227,682	0.52%
Sole, New Zealand	0	51,571	3,478	0	10,044	0	0	\$65,093	0.15%
Southern Blue Whiting	0	0	0	49,872	0	1,240,258	0	\$1,290,130	2.97%
Spotted Dogfish (Rig)	0	0	0	477,332	13,540	0	0	\$490,872	1.13%

<i>Species Name</i>	<i>Live</i>	<i>Frozen Whole</i>	<i>Chilled Whole</i>	<i>Frozen Fillets</i>	<i>Chilled Fillets</i>	<i>Frozen H&G</i>	<i>Chilled H&G</i>	<i>Species Total</i>	<i>% of Finfish</i>
Sprats	0	0	0	0	0	0	0	\$0	0.00%
Swordfish	0	0	21,384	0	217	317	78,610	\$100,528	0.23%
Tilapias	0	0	0	0	0	0	0	\$0	0.00%
Toothfish, Other	0	0	0	0	0	0	0	\$0	0.00%
Trevally	0	331,187	18,583	0	13,726	0	3,524	\$367,020	0.85%
Trout	0	0	0	0	0	0	0	\$0	0.00%
Tuna, Albacore/Longfinned	0	126,074	0	0	0	0	0	\$126,074	0.29%
Tuna, Atlantic and Pacific Blu	0	0	0	0	0	0	0	\$0	0.00%
Tuna, Atlantic Bluefin	0	0	0	0	0	0	0	\$0	0.00%
Tuna, Bigeye	0	0	57,300	0	0	0	0	\$57,300	0.13%
Tuna, Bluefin	0	0	6,937	0	0	0	0	\$6,937	0.02%
Tuna, Other	0	0	0	0	0	0	31,981	\$31,981	0.07%
Tuna, Pacific Bluefin	0	0	0	0	0	0	0	\$0	0.00%
Tuna, Skipjack	0	0	0	0	0	0	0	\$0	0.00%
Tuna, Southern Bluefin	0	0	8,675	0	0	0	0	\$8,675	0.02%
Tuna, Yellowfin	0	0	0	0	0	0	0	\$0	0.00%
Tunas & Atlantic Bonito	0	0	0	0	0	0	0	\$0	0.00%
Turbots	0	0	0	0	0	0	0	\$0	0.00%
Warehou, Blue	0	0	0	0	21,120	586,970	0	\$608,090	1.40%
Warehou, Other	0	0	0	0	0	202,592	0	\$202,592	0.47%
Warehou, Silver	0	0	0	0	0	1,391,796	0	\$1,391,796	3.21%
Warehou, White	0	0	0	0	0	0	0	\$0	0.00%
Whitebait	0	26,483	0	0	0	0	0	\$26,483	0.06%
	\$707,388	\$6,389,204	\$7,101,096	\$14,639,107	\$1,612,047	\$12,216,802	\$740,478	\$43,406,122	
	1.6297%	14.7196%	16.3597%	33.7259%	3.7139%	28.1453%	1.7059%		

Value (NZ\$) of Live/Chilled/Frozen Finfish for year to December 2011

<i>Species Name</i>	<i>Live</i>	<i>Frozen Whole</i>	<i>Chilled Whole</i>	<i>Frozen Fillets</i>	<i>Chilled Fillets</i>	<i>Frozen H&G</i>	<i>Chilled H&G</i>	<i>Species Total</i>	<i>% of Finfish</i>
Alaska Pollack	0	0	0	0	0	0	0	\$0	0.00%
Alfonsino	0	183,281	0	0	0	4,892,910	0	\$5,076,191	0.90%
Antarctic Toothfish	0	0	0	0	0	8,507,520	0	\$8,507,520	1.52%
Barracouta	0	1,289,347	0	5,397,543	0	15,811,514	0	\$22,498,404	4.01%
Blue Whittings excl Southern	0	0	0	0	0	0	0	\$0	0.00%
Bluenose	0	17,253	2,869,526	60,318	1,209,286	146,646	3,717,688	\$8,020,717	1.43%
Cardinal Fish	0	0	0	566,535	1,768	837,932	0	\$1,406,235	0.25%
Carp	0	0	0	0	0	0	0	\$0	0.00%
Catfish	0	0	0	0	0	0	0	\$0	0.00%
Coalfish	0	0	0	0	0	0	0	\$0	0.00%
Cobia	0	0	0	0	0	0	0	\$0	0.00%
Cod	0	0	12,332	0	0	58	169,089	\$181,479	0.03%
Cod, Blue	0	5,362	0	270,071	67,660	30,467	0	\$373,560	0.07%
Cod, Red	0	80,778	0	1,176,421	113,496	6,046,377	0	\$7,417,072	1.32%
Eels	4,891,961	707,761	1,744	0	0	312,849	59	\$5,914,374	1.05%
Elephant Fish	0	0	0	243,247	851	0	0	\$244,098	0.04%
Fillets dried	0	0	0	0	0	0	0	\$0	0.00%
Fish heads, tails and maws	0	0	0	0	0	0	0	\$0	0.00%
Flounder	0	2,118,063	2,262,327	382	427,305	3,316	288,006	\$5,099,399	0.91%
Ghostshark	0	9,655	0	869,271	10,419	1,208,924	0	\$2,098,269	0.37%
Groper	0	0	984,813	26,710	383,199	88,810	1,792,824	\$3,276,356	0.58%
Gurnard	0	19,535	356,795	81,456	1,087,512	0	0	\$1,545,298	0.28%
Haddock	0	0	0	0	0	0	0	\$0	0.00%
Hake	0	3,842	0	2,735,051	443,788	8,956,536	0	\$12,139,217	2.16%
Halibut	0	0	0	0	0	0	0	\$0	0.00%
Herrings	0	0	0	0	0	0	0	\$0	0.00%
Hoki	0	359,899	0	78,273,864	104,706	52,544,688	0	\$131,283,157	23.39%
John Dory	0	1,650	3,979,342	132,591	602,698	1,127	109,741	\$4,827,149	0.86%
Kahawai	0	1,215,117	0	0	0	0	0	\$1,215,117	0.22%
Kinifish, Yellowtail	0	2,130	239,527	0	7,684	3,092	18,464	\$270,897	0.05%
Leatherjacket	0	992	0	0	0	616,187	199	\$617,378	0.11%
Ling	0	525,109	0	28,954,411	2,684,765	7,520,430	0	\$39,684,715	7.07%
Livers and Roe	0	7,753,633	8,065	0	0	0	0	\$7,761,698	1.38%
Mackerel	0	0	0	0	0	0	0	\$0	0.00%
Mackerel, Blue	0	12,499,034	0	276	0	978,207	0	\$13,477,517	2.40%
Mackerel, Horse	0	0	0	0	0	0	0	\$0	0.00%
Mackerel, Jack	0	12,618,162	0	0	0	11,947,804	0	\$24,565,966	4.38%
Mackerel, Other(exl Jack)	0	0	0	0	0	0	0	\$0	0.00%
Moki	0	0	0	0	27,313	0	0	\$27,313	0.00%
Monkfish (Stargazer)	0	19,696	3,607	1,135,784	1,564,478	1,292,717	38,162	\$4,054,444	0.72%
Mullet	0	341	7,861	0	0	0	176	\$8,378	0.00%
Nile Perch	0	0	0	0	0	0	0	\$0	0.00%
Orange Roughy	0	723,264	0	33,638,161	2,221,016	39,993	0	\$36,622,434	6.52%
Oreo Dory, Black	0	0	0	183,260	12,209	1,846,036	0	\$2,041,505	0.36%
Oreo Dory, Other	0	21,596	0	0	0	4,787,336	0	\$4,808,932	0.86%
Oreo Dory, Smooth	0	0	0	10,065,913	56,314	0	0	\$10,122,227	1.80%
Ornamental Fish	0	0	0	0	0	0	0	\$0	0.00%
Ornamental Fish, Freshwater	0	0	0	0	0	0	0	\$0	0.00%
Ornamental Fish, Marine	0	0	0	0	0	0	0	\$0	0.00%
Other Flatfish	0	46,516	12,784	0	0	27,708	53,947	\$140,955	0.03%
Other minced	0	0	0	0	0	0	0	\$0	0.00%
Other smoked freshwater fish	0	0	0	0	0	0	0	\$0	0.00%
Patagonian Toothfish	0	0	0	0	0	0	0	\$0	0.00%
Pilchards	0	0	0	0	0	0	0	\$0	0.00%
Plaice	0	0	0	0	0	0	0	\$0	0.00%
Rays & Skates	0	0	0	1,274,989	0	0	0	\$1,274,989	0.23%
Salmon	0	0	28,506,254	0	0	0	765,751	\$29,272,005	5.21%
Salmon, Atlantic	0	0	0	0	0	0	0	\$0	0.00%
Salmon, Other	0	377,159	0	0	0	14,307,383	0	\$14,684,542	2.62%
Salmon, Pacific	0	0	0	0	0	0	0	\$0	0.00%
Salmon, Sockeye	0	0	0	0	0	1,108,557	0	\$1,108,557	0.20%
Salmonidae	0	0	0	8,856,039	1,620,286	0	0	\$10,476,325	1.87%
School shark	0	73	0	6,318,602	0	0	0	\$6,318,675	1.13%
Sea Bass	0	0	0	0	0	0	0	\$0	0.00%
Sea Bream, Other	0	0	0	0	0	0	0	\$0	0.00%
Sea Perch	0	1,273,709	0	0	0	16,531	0	\$1,290,240	0.23%
Shark Fins	0	0	0	0	0	0	0	\$0	0.00%
Snapper	0	5,084,546	26,277,577	74,650	377,265	0	10,399	\$31,824,437	5.67%
Sole	0	116,823	3,936	0	0	62,341	9,107	\$192,207	0.03%
Sole, Lemon	0	1,760,917	5,313	58,307	27,643	185	8,638	\$1,861,003	0.33%
Sole, New Zealand	0	821,835	32,579	2,119	69,337	0	0	\$925,870	0.16%
Southern Blue Whiting	0	520,383	0	482,155	0	11,317,511	0	\$12,320,049	2.19%
Spotted Dogfish (Rig)	0	0	0	2,963,116	228,025	0	0	\$3,191,141	0.57%

<i>Species Name</i>	<i>Live</i>	<i>Frozen Whole</i>	<i>Chilled Whole</i>	<i>Frozen Fillets</i>	<i>Chilled Fillets</i>	<i>Frozen H&G</i>	<i>Chilled H&G</i>	<i>Species Total</i>	<i>% of Finfish</i>
Sprats	0	0	0	0	0	0	0	\$0	0.00%
Swordfish	0	1,319	468,553	160	6,759	5,621	3,588,050	\$4,070,462	0.73%
Tilapias	0	0	0	0	0	0	0	\$0	0.00%
Toothfish, Other	0	0	0	117	0	0	0	\$117	0.00%
Trevally	0	4,244,893	310,448	33,791	124,759	891	32,821	\$4,747,603	0.85%
Trout	0	0	0	0	0	0	0	\$0	0.00%
Tuna, Albacore/Longfinned	0	12,807,089	133	0	0	73,308	0	\$12,880,530	2.29%
Tuna, Atlantic and Pacific Blu	0	0	0	0	0	0	0	\$0	0.00%
Tuna, Atlantic Bluefin	0	0	0	0	0	0	0	\$0	0.00%
Tuna, Bigeye	0	3,412	559,488	0	0	0	134,052	\$696,952	0.12%
Tuna, Bluefin	0	7,832	1,983,071	0	0	0	98,376	\$2,089,279	0.37%
Tuna, Other	0	6,181	8,891	16,053	3,166	11,695	1,629,575	\$1,675,561	0.30%
Tuna, Pacific Bluefin	0	0	0	0	0	0	0	\$0	0.00%
Tuna, Skipjack	0	24,685,712	0	0	0	0	0	\$24,685,712	4.40%
Tuna, Southern Bluefin	0	6,023,024	3,756,762	0	0	0	130,063	\$9,909,849	1.77%
Tuna, Yellowfin	0	451,960	6,250	0	0	3,779	0	\$461,989	0.08%
Tunas & Atlantic Bonito	0	0	0	0	0	0	0	\$0	0.00%
Turbots	0	0	0	0	0	0	0	\$0	0.00%
Warehou, Blue	0	746	0	14,086	55,312	1,915,245	0	\$1,985,389	0.35%
Warehou, Other	0	0	0	0	0	4,327,165	0	\$4,327,165	0.77%
Warehou, Silver	0	119,876	0	102,465	0	13,431,840	0	\$13,654,181	2.43%
Warehou, White	0	0	0	0	0	0	0	\$0	0.00%
Whitebait	0	115,908	11,912	0	0	0	0	\$127,820	0.02%
	\$4,891,961	\$98,645,413	\$72,669,890	\$184,007,914	\$13,539,019	\$175,031,236	\$12,595,187	\$561,380,620	
	0.8714%	17.5719%	12.9449%	32.7777%	2.4117%	31.1787%	2.2436%		

Export of Seafood Products by Selected Countries

Prepared by the Information Centre, NZ Seafood Industry Council (SeaFIC), from official export figures collected by NZ Customs and supplied by Statistics New Zealand.

<i>NETT</i>	<i>Jan 2011 -- Dec 2011</i>			<i>Month-to-Date: December - 2011</i>		
	<i>Weight (kg)</i>	<i>FOB* Value (\$NZ)</i>	<i>Unit Value</i>	<i>Weight (kg)</i>	<i>FOB* Value (\$NZ)</i>	<i>Unit Value</i>
Albania						
Southern Blue Whiting						
<i>Finfish, Frozen Headed and Gutted</i>	20,250	40,390	1.99			
Total for Southern Blue Whiting	20,250	40,390				
Total for Albania	20,250	40,390				

<i>NETT</i>	<i>Jan 2011 -- Dec 2011</i>			<i>Month-to-Date: December - 2011</i>		
	<i>Weight (kg)</i>	<i>FOB* Value (\$NZ)</i>	<i>Unit Value</i>	<i>Weight (kg)</i>	<i>FOB* Value (\$NZ)</i>	<i>Unit Value</i>
American Samoa						
Flounder						
<i>Finfish, Frozen Whole</i>	1,620	10,538	6.50	520	3,491	6.71
Total for Flounder	1,620	10,538		520	3,491	
Mussels						
<i>Mussels, HS Frozen</i>	5,172	35,568	6.88	2,400	15,824	6.59
<i>Mussels, Meat Frozen</i>	7,808	56,554	7.24	1,152	9,239	8.02
<i>Mussels, Whole Frozen</i>	50	2,335	46.70	50	2,335	46.70
Total for Mussels	13,030	94,457		3,602	27,398	
Other frozen finfish						
<i>Finfish, Frozen Whole</i>	5,000	17,750	3.55			
Total for Other frozen finfish	5,000	17,750				
Snapper						
<i>Finfish, Frozen Whole</i>	600	3,791	6.32			
Total for Snapper	600	3,791				
Squid						
<i>Squid, Frozen Tubes/Steaks</i>	500	2,534	5.07			
Total for Squid	500	2,534				
Total for American Samoa	20,750	129,070		4,122	30,889	

<i>NETT</i>	<i>Jan 2011 -- Dec 2011</i>			<i>Month-to-Date: December - 2011</i>		
	<i>Weight (kg)</i>	<i>FOB* Value (\$NZ)</i>	<i>Unit Value</i>	<i>Weight (kg)</i>	<i>FOB* Value (\$NZ)</i>	<i>Unit Value</i>
Angola						
Mackerel, Jack						
<i>Finfish, Frozen Whole</i>	469,420	658,487	1.40			
Total for Mackerel, Jack	469,420	658,487				
Total for Angola	469,420	658,487				

<i>NETT</i>	<i>Jan 2011 -- Dec 2011</i>			<i>Month-to-Date: December - 2011</i>		
	<i>Weight (kg)</i>	<i>FOB* Value (\$NZ)</i>	<i>Unit Value</i>	<i>Weight (kg)</i>	<i>FOB* Value (\$NZ)</i>	<i>Unit Value</i>
Argentina						
Mussels						
<i>Mussels, Freeze-dried pwd</i>	826	68,401	82.81			
Total for Mussels	826	68,401				
Total for Argentina	826	68,401				

NETT	Jan 2011 -- Dec 2011			Month-to-Date: December - 2011		
	Weight (kg)	FOB* (\$NZ)	Value Unit	Weight (kg)	FOB* (\$NZ)	Value Unit
Australia						
Alfonsino						
<i>Finfish, Frozen Other form</i>	8,860	8,767	0.99			
Total for Alfonsino	8,860	8,767				
Anchovies						
<i>Finfish, Processed Cans or Jars, Whole</i>	8	20	2.50			
Total for Anchovies	8	20				
Antarctic Toothfish						
<i>Finfish, Frozen Headed and Guttled</i>	8,329	263,156	31.60			
Total for Antarctic Toothfish	8,329	263,156				
Barracouta						
<i>Finfish, Frozen Fillets</i>	64,290	151,573	2.36	17,800	26,561	1.49
<i>Finfish, Frozen Headed and Guttled</i>	152,308	169,375	1.11			
<i>Finfish, Frozen Other form</i>	276,216	285,598	1.03	16,500	19,032	1.15
Total for Barracouta	492,814	606,546		34,300	45,593	
Bluenose						
<i>Finfish, Chilled Fillets</i>	110,567	1,172,530	10.60	10,673	110,942	10.39
<i>Finfish, Chilled Headed and Guttled</i>	234,488	3,105,426	13.24	23,218	334,864	14.42
<i>Finfish, Chilled Other form</i>	70,975	764,492	10.77	4,935	57,291	11.61
<i>Finfish, Chilled Whole</i>	168,082	2,187,117	13.01	13,996	195,457	13.97
<i>Finfish, Frozen Fillets</i>	4,023	55,290	13.74			
<i>Finfish, Frozen Headed and Guttled</i>	1,000	8,300	8.30			
<i>Finfish, Frozen Whole</i>	1,835	17,143	9.34			
Total for Bluenose	590,970	7,310,298		52,822	698,554	
Cardinal Fish						
<i>Finfish, Frozen Fillets</i>	768	3,456	4.50			
<i>Finfish, Frozen Other form</i>	280	272	0.97			
Total for Cardinal Fish	1,048	3,728				
Cockles						
<i>Other Molluscs, Live, Chilled or Frozen</i>	66,394	468,521	7.06	11,970	80,674	6.74
Total for Cockles	66,394	468,521		11,970	80,674	
Cod						
<i>Finfish, Chilled Headed and Guttled</i>	19,091	169,089	8.86	1,102	9,720	8.82
<i>Finfish, Chilled Other form</i>	15,408	179,433	11.65	3,508	42,227	12.04
<i>Finfish, Chilled Whole</i>	783	9,327	11.91			
Total for Cod	35,282	357,849		4,610	51,947	
Cod, Blue						
<i>Finfish, Chilled Fillets</i>	1,183	25,468	21.53	221	4,440	20.09
<i>Finfish, Frozen Fillets</i>	235	4,582	19.50			
<i>Finfish, Frozen Headed and Guttled</i>	1,533	18,580	12.12	60	692	11.53
<i>Finfish, Frozen Whole</i>	240	4,345	18.10			

NETT	Jan 2011 -- Dec 2011			Month-to-Date: December - 2011		
	Weight (kg)	FOB* (\$NZ)	Value Unit	Weight (kg)	FOB* (\$NZ)	Value Unit
Australia						
<i>Finfish, Processed Smoked</i>	212	4,858	22.92			
Total for Cod, Blue	3,403	57,833		281	5,132	
Cod, Red						
<i>Finfish, Chilled Fillets</i>	14,703	113,496	7.72	1,252	9,223	7.37
<i>Finfish, Frozen Fillets</i>	75,156	579,322	7.71	3,740	20,155	5.39
<i>Finfish, Frozen Whole</i>	1,790	3,356	1.87			
Total for Cod, Red	91,649	696,174		4,992	29,378	
Crustaceans						
<i>Other Crustacea, Processed</i>	24,732	685,169	27.70			
Total for Crustaceans	24,732	685,169				
Crustn, Molluscs extract						
<i>Other Crustacea, Processed</i>	290	1,450	5.00			
<i>Other Crustacea, Processed Extracts</i>	455	17,440	38.33			
Total for Crustn, Molluscs extra	745	18,890				
Dogfish and Other Sharks						
<i>Finfish, Chilled Headed and Guttled</i>	230,290	2,268,519	9.85	20,988	210,283	10.02
<i>Finfish, Chilled Other form</i>	146,028	1,452,691	9.95	11,858	122,919	10.37
<i>Finfish, Chilled Whole</i>	184,261	1,682,557	9.13	16,620	151,504	9.12
Total for Dogfish and Other Sha	560,579	5,403,767		49,466	484,706	
Eels						
<i>Finfish, Chilled Other form</i>	221	1,879	8.50			
<i>Finfish, Frozen Other form</i>	384	4,647	12.10			
<i>Finfish, Processed Smoked</i>	7,489	110,596	14.77	978	14,400	14.72
Total for Eels	8,094	117,122		978	14,400	
Elephant Fish						
<i>Finfish, Chilled Fillets</i>	46	425	9.24			
<i>Finfish, Frozen Fillets</i>	26,790	240,224	8.97	3,000	31,121	10.37
Total for Elephant Fish	26,836	240,649		3,000	31,121	
Fillet Salted or in Brine						
<i>Finfish, Processed Smoked, Dried, Salte</i>	45	3,740	83.11			
Total for Fillet Salted or in Brine	45	3,740				
Finfish extracts and juices						
<i>Finfish, Processed Extracts</i>	952	49,739	52.25	25	9,718	388.72
Total for Finfish extracts and jui	952	49,739		25	9,718	
Finfish, fillet blocks						
<i>Finfish, Crumbed, Battered</i>	2,039,704	9,602,383	4.71	182,409	814,078	4.46
Total for Finfish, fillet blocks	2,039,704	9,602,383		182,409	814,078	
Finfish, minced blocks						
<i>Finfish, Processed Other</i>	443,304	1,461,539	3.30	58,920	193,402	3.28

NETT	Jan 2011 -- Dec 2011			Month-to-Date: December - 2011		
	Weight (kg)	FOB* (\$NZ)	Unit Value	Weight (kg)	FOB* (\$NZ)	Unit Value
Australia						
Total for Finfish, minced blocks	443,304	1,461,539		58,920	193,402	
Finfish, other fish meat						
<i>Finfish, Processed Other</i>	1,118	7,777	6.96			
Total for Finfish, other fish meat	1,118	7,777				
Fish cakes						
<i>Finfish, Processed Other</i>	180,490	1,033,603	5.73	31,320	216,834	6.92
Total for Fish cakes	180,490	1,033,603		31,320	216,834	
Fish fingers						
<i>Finfish, Processed Other</i>	1,602,936	8,424,050	5.26	106,854	561,692	5.26
Total for Fish fingers	1,602,936	8,424,050		106,854	561,692	
Fish meal fit for human						
<i>Finfish, Processed Other</i>	235	22,490	95.70			
Total for Fish meal fit for human	235	22,490				
Fish prod unfit for human						
<i>Finfish, Processed Flours,meals,pellets</i>	9,927	60,998	6.14			
<i>Finfish, Processed Other</i>	1,892,874	2,612,881	1.38	132,108	125,328	0.95
Total for Fish prod unfit for hum	1,902,801	2,673,879		132,108	125,328	
Flounder						
<i>Finfish, Chilled Fillets</i>	39,990	426,767	10.67	8,444	88,686	10.50
<i>Finfish, Chilled Headed and Guttred</i>	30,850	287,080	9.31	1,661	16,142	9.72
<i>Finfish, Chilled Other form</i>	11,351	125,584	11.06	1,390	14,957	10.76
<i>Finfish, Chilled Whole</i>	200,855	2,010,531	10.01	26,175	249,041	9.51
<i>Finfish, Frozen Headed and Guttred</i>	290	2,800	9.66	290	2,800	9.66
<i>Finfish, Frozen Other form</i>	19,410	184,166	9.49	2,850	31,434	11.03
<i>Finfish, Frozen Whole</i>	218,768	2,072,178	9.47	8,410	71,604	8.51
Total for Flounder	521,514	5,109,106		49,220	474,664	
Gemfish						
<i>Finfish, Chilled Fillets</i>	5,866	60,702	10.35	1,483	14,788	9.97
Total for Gemfish	5,866	60,702		1,483	14,788	
Ghostshark						
<i>Finfish, Chilled Fillets</i>	1,452	10,419	7.18			
<i>Finfish, Frozen Fillets</i>	39,915	303,014	7.59	13,910	131,532	9.46
Total for Ghostshark	41,367	313,433		13,910	131,532	
Groper						
<i>Finfish, Chilled Fillets</i>	13,062	156,404	11.97	765	8,008	10.47
<i>Finfish, Chilled Headed and Guttred</i>	94,643	1,188,473	12.56	11,727	153,342	13.08
<i>Finfish, Chilled Other form</i>	68,483	806,080	11.77	7,461	96,525	12.94
<i>Finfish, Chilled Whole</i>	48,034	562,785	11.72	1,435	22,315	15.55
<i>Finfish, Frozen Fillets</i>	57	1,579	27.70			

NETT	Jan 2011 -- Dec 2011			Month-to-Date: December - 2011		
	Weight (kg)	FOB* (\$NZ)	Unit Value	Weight (kg)	FOB* (\$NZ)	Unit Value
Australia						
Total for Groper	224,279	2,715,321		21,388	280,190	
Gurnard						
Finfish, Chilled Fillets	73,119	1,035,747	14.17	6,904	101,365	14.68
Finfish, Chilled Whole	6,744	58,356	8.65	108	961	8.90
Finfish, Frozen Fillets	840	7,190	8.56			
Finfish, Frozen Whole	343	1,400	4.08			
Total for Gurnard	81,046	1,102,693		7,012	102,326	
Hake						
Finfish, Chilled Fillets	93	907	9.75			
Finfish, Frozen Fillets	152,702	1,554,654	10.18	14,137	144,894	10.25
Finfish, Frozen Headed and Gutted	4,800	12,774	2.66			
Finfish, Frozen Other form	85	483	5.68			
Total for Hake	157,680	1,568,818		14,137	144,894	
Hoki						
Finfish, Chilled Fillets	15,634	103,858	6.64	43	52	1.21
Finfish, Frozen Fillets	4,317,877	27,858,818	6.45	313,362	1,956,987	6.25
Finfish, Frozen Other form	251,020	236,565	0.94	48,060	35,054	0.73
Finfish, Frozen Whole	18,408	15,919	0.86			
Finfish, Processed Smoked	2,290	18,125	7.91			
Total for Hoki	4,605,229	28,233,285		361,465	1,992,093	
John Dory						
Finfish, Chilled Fillets	19,160	281,518	14.69	859	12,867	14.98
Finfish, Chilled Headed and Gutted	7,621	104,935	13.77	379	4,667	12.31
Finfish, Chilled Other form	4,742	46,547	9.82	1,409	13,035	9.25
Finfish, Chilled Whole	205,694	2,524,466	12.27	19,515	234,809	12.03
Finfish, Frozen Fillets	1,945	47,014	24.17	20	587	29.35
Finfish, Frozen Headed and Gutted	144	1,127	7.83			
Finfish, Frozen Other form	884	5,108	5.78	120	612	5.10
Finfish, Frozen Whole	173	1,650	9.54			
Total for John Dory	240,363	3,012,365		22,302	266,577	
Juices of meat						
Other,	11,032	92,715	8.40	1,035	9,936	9.60
Total for Juices of meat	11,032	92,715		1,035	9,936	
Kahawai						
Finfish, Frozen Whole	270,585	367,426	1.36	21,840	33,799	1.55
Total for Kahawai	270,585	367,426		21,840	33,799	
Kingfish, Yellowtail						
Finfish, Chilled Fillets	184	1,659	9.02			
Finfish, Chilled Headed and Gutted	885	10,731	12.13	452	5,139	11.37
Finfish, Chilled Whole	8,072	86,990	10.78	3,569	40,563	11.37
Finfish, Frozen Whole	395	2,130	5.39			
Total for Kingfish, Yellowtail	9,536	101,510		4,021	45,702	

NETT	Jan 2011 -- Dec 2011			Month-to-Date: December - 2011		
	Weight (kg)	FOB* Value (\$NZ)	Unit Value	Weight (kg)	FOB* Value (\$NZ)	Unit Value
Australia						
Leatherjacket						
<i>Finfish, Chilled Other form</i>	20	195	9.75			
<i>Finfish, Frozen Whole</i>	309	750	2.43			
Total for Leatherjacket	329	945				
Ling						
<i>Finfish, Chilled Fillets</i>	117,499	1,462,874	12.45	12,943	153,437	11.85
<i>Finfish, Frozen Fillets</i>	894,173	9,302,527	10.40	87,861	942,771	10.73
<i>Finfish, Frozen Headed and Gutted</i>	85,692	370,650	4.33			
<i>Finfish, Frozen Other form</i>	5,002	17,631	3.52	495	945	1.91
<i>Finfish, Frozen Whole</i>	5,000	54,807	10.96			
Total for Ling	1,107,366	11,208,489		101,299	1,097,153	
Livers and Roe						
<i>Finfish, Chilled Whole</i>	681	4,198	6.16	149	884	5.93
<i>Finfish, Frozen Whole</i>	4,151	100,418	24.19	384	22,117	57.60
Total for Livers and Roe	4,832	104,616		533	23,001	
Mackerel						
<i>Finfish, Processed Cans or Jars, Whole</i>	2,448	10,930	4.46			
<i>Finfish, Processed Smoked</i>	574	13,188	22.98	84	1,583	18.85
Total for Mackerel	3,022	24,118		84	1,583	
Mackerel, Blue						
<i>Finfish, Frozen Other form</i>	6,940	5,061	0.73			
<i>Finfish, Frozen Whole</i>	880,216	1,193,560	1.36	105,425	133,090	1.26
Total for Mackerel, Blue	887,156	1,198,621		105,425	133,090	
Mackerel, Jack						
<i>Finfish, Frozen Other form</i>	48,791	40,443	0.83	17,031	15,580	0.91
<i>Finfish, Frozen Whole</i>	306,787	358,218	1.17	22,062	32,755	1.48
Total for Mackerel, Jack	355,578	398,661		39,093	48,335	
Mackerel, Other(exl Jack)						
<i>Finfish, Frozen Other form</i>	35,060	26,201	0.75			
Total for Mackerel, Other(exl Ja	35,060	26,201				
Moki						
<i>Finfish, Chilled Fillets</i>	2,693	26,163	9.72	534	4,510	8.45
Total for Moki	2,693	26,163		534	4,510	
Monkfish (Stargazer)						
<i>Finfish, Chilled Fillets</i>	119,266	1,542,149	12.93	10,480	141,129	13.47
<i>Finfish, Chilled Headed and Gutted</i>	870	35,007	40.24			
<i>Finfish, Chilled Other form</i>	5,028	63,358	12.60			
<i>Finfish, Chilled Whole</i>	122	1,132	9.28			
<i>Finfish, Frozen Fillets</i>	2,290	22,426	9.79			
<i>Finfish, Frozen Whole</i>	400	5,860	14.65	400	5,860	14.65

NETT	Jan 2011 -- Dec 2011			Month-to-Date: December - 2011		
	Weight (kg)	FOB* (\$NZ)	Value Unit Value	Weight (kg)	FOB* (\$NZ)	Value Unit Value
Australia						
Total for Monkfish (Stargazer)	127,976	1,669,932		10,880	146,989	
Mullet						
<i>Finfish, Chilled Headed and Guttred</i>	23	176	7.65	3	24	8.00
Total for Mullet	23	176		3	24	
Mussels						
<i>Mussels, Freeze-dried pwd</i>	30,170	2,030,703	67.31	1,672	99,804	59.69
<i>Mussels, HS Fresh/Chld</i>	277	5,017	18.11			
<i>Mussels, HS Frozen</i>	837,233	4,667,812	5.58	52,058	301,373	5.79
<i>Mussels, Meat Frozen</i>	725,930	4,747,098	6.54	50,118	342,275	6.83
<i>Mussels, Other not L/Ch/Fz</i>	26,112	185,218	7.09	800	5,103	6.38
<i>Mussels, Powder in capsule</i>	3,548	446,632	125.88	430	64,063	148.98
<i>Mussels, Pre'ed/Marinated</i>	461,506	3,921,730	8.50	57,141	456,876	8.00
<i>Mussels, Proc in Can, Jar</i>	79,505	811,372	10.21	16,695	156,625	9.38
<i>Mussels, Smoked</i>	5,292	74,887	14.15	420	7,752	18.46
<i>Mussels, Whole Chilled</i>	84	1,852	22.05			
<i>Mussels, Whole Frozen</i>	808,521	2,152,952	2.66	69,270	178,332	2.57
<i>Mussels, Chilled</i>	28	861	30.75			
Total for Mussels	2,978,206	19,046,134		248,604	1,612,203	
Octopus						
<i>Other Molluscs, Frozen Whole</i>	14,715	115,685	7.86	1,926	16,704	8.67
<i>Other Molluscs, Chilled</i>	3,222	30,264	9.39	18	164	9.11
Total for Octopus	17,937	145,949		1,944	16,868	
Orange Roughy						
<i>Finfish, Chilled Fillets</i>	97,467	2,043,605	20.97	8,578	156,493	18.24
<i>Finfish, Frozen Fillets</i>	393,975	8,097,029	20.55	19,510	401,548	20.58
<i>Finfish, Frozen Headed and Guttred</i>	2,500	26,663	10.67	2,500	26,663	10.67
<i>Finfish, Frozen Other form</i>	95,830	96,656	1.01			
<i>Finfish, Frozen Whole</i>	6,348	65,454	10.31			
Total for Orange Roughy	596,120	10,329,407		30,588	584,704	
Oreo Dory, Black						
<i>Finfish, Chilled Fillets</i>	1,027	12,209	11.89	69	765	11.09
<i>Finfish, Frozen Headed and Guttred</i>	23,760	58,066	2.44			
Total for Oreo Dory, Black	24,787	70,275		69	765	
Oreo Dory, Other						
<i>Finfish, Frozen Headed and Guttred</i>	82,489	405,351	4.91			
<i>Finfish, Frozen Other form</i>	44,703	201,528	4.51			
Total for Oreo Dory, Other	127,192	606,879				
Oreo Dory, Smooth						
<i>Finfish, Chilled Fillets</i>	4,079	53,220	13.05	1,020	7,120	6.98
<i>Finfish, Frozen Fillets</i>	695,484	6,314,337	9.08	27,340	248,396	9.09
Total for Oreo Dory, Smooth	699,563	6,367,557		28,360	255,516	

NETT	Jan 2011 -- Dec 2011			Month-to-Date: December - 2011		
	Weight (kg)	FOB* Value (\$NZ)	Unit Value	Weight (kg)	FOB* Value (\$NZ)	Unit Value
Australia						
Other chilled fillets						
<i>Finfish, Chilled Fillets</i>	86,773	1,109,317	12.78	4,316	59,916	13.88
Total for Other chilled fillets	86,773	1,109,317		4,316	59,916	
Other chilled finfish						
<i>Finfish, Chilled Headed and Guttled</i>	905,110	9,002,399	9.95	56,259	547,804	9.74
<i>Finfish, Chilled Other form</i>	417,415	4,279,294	10.25	30,557	316,269	10.35
<i>Finfish, Chilled Whole</i>	212,611	2,236,605	10.52	11,543	118,884	10.30
Total for Other chilled finfish	1,535,136	15,518,298		98,359	982,957	
Other clams chilled						
<i>Other Molluscs, Live, Chilled or Frozen</i>	8,437	975,326	115.60			
Total for Other clams chilled	8,437	975,326				
Other clams frozen						
<i>Other Molluscs, Live, Chilled or Frozen</i>	33,062	358,663	10.85	1,500	14,325	9.55
Total for Other clams frozen	33,062	358,663		1,500	14,325	
Other Crawfish, frozen						
<i>Other,</i>	1,311	58,739	44.80	187	6,350	33.96
Total for Other Crawfish, frozen	1,311	58,739		187	6,350	
Other Dogfish/Shark						
<i>Finfish, Frozen Other form</i>	6,687	28,693	4.29			
Total for Other Dogfish/Shark	6,687	28,693				
Other dried finfish						
<i>Other,</i>	439	104,455	237.94			
Total for Other dried finfish	439	104,455				
Other Fish Packed						
<i>Other,</i>	268,822	3,128,271	11.64	20,692	235,657	11.39
Total for Other Fish Packed	268,822	3,128,271		20,692	235,657	
Other Flatfish						
<i>Finfish, Chilled Headed and Guttled</i>	7,022	53,947	7.68	2,175	17,436	8.02
<i>Finfish, Chilled Other form</i>	7,798	70,314	9.02	253	2,343	9.26
<i>Finfish, Chilled Whole</i>	1,708	12,784	7.48	169	1,886	11.16
<i>Finfish, Frozen Whole</i>	3,960	25,104	6.34			
Total for Other Flatfish	20,488	162,149		2,597	21,665	
Other frozen fillets						
<i>Finfish, Frozen Fillets</i>	66,293	909,111	13.71	6,675	76,179	11.41
Total for Other frozen fillets	66,293	909,111		6,675	76,179	
Other frozen finfish						
<i>Finfish, Frozen Headed and Guttled</i>	5,727	55,694	9.72	342	2,550	7.46
<i>Finfish, Frozen Other form</i>	31,583	488,872	15.48	4,468	73,276	16.40

NETT	Jan 2011 -- Dec 2011			Month-to-Date: December - 2011		
	Weight (kg)	FOB* Value (\$NZ)	Unit Value	Weight (kg)	FOB* Value (\$NZ)	Unit Value
Australia						
<i>Finfish, Frozen Whole</i>	34,927	64,360	1.84			
Total for Other frozen finfish	72,237	608,926		4,810	75,826	
Other invertebrate						
<i>Other, Live, Chilled or Frozen</i>	5,195	410,461	79.01	687	57,317	83.43
Total for Other invertebrate	5,195	410,461		687	57,317	
Other minced						
<i>Finfish, Processed Packed</i>	381,729	1,812,671	4.75	6,600	28,577	4.33
Total for Other minced	381,729	1,812,671		6,600	28,577	
Other Molluscs						
<i>Other Molluscs, Live, Chilled or Frozen</i>	29,340	370,293	12.62	1,706	29,261	17.15
<i>Other Molluscs, Processed</i>	958,641	8,220,056	8.57	45,196	407,028	9.01
Total for Other Molluscs	987,981	8,590,349		46,902	436,289	
Other preparations						
<i>Other, Processed Other</i>	2,979,800	24,280,081	8.15	135,960	1,242,128	9.14
Total for Other preparations	2,979,800	24,280,081		135,960	1,242,128	
Other prepared can, jar						
<i>Other, Processed Cans or Jars, Minced</i>	225	1,226	5.45			
Total for Other prepared can, jar	225	1,226				
Other smoked fish						
<i>Other,</i>	3,006	34,924	11.62	775	9,494	12.25
Total for Other smoked fish	3,006	34,924		775	9,494	
Other species can, jar						
<i>Other,</i>	3,729	32,720	8.77			
Total for Other species can, jar	3,729	32,720				
Oysters, Dredge						
<i>Oysters, Chilled or Frozen</i>	52,601	536,334	10.20	22,650	223,225	9.86
Total for Oysters, Dredge	52,601	536,334		22,650	223,225	
Oysters, Pacific						
<i>Oysters, Live</i>	9,712	108,898	11.21			
<i>Oysters, Chilled or Frozen</i>	1,027,792	10,581,460	10.30	59,086	705,638	11.94
Total for Oysters, Pacific	1,037,504	10,690,358		59,086	705,638	
Patagonian Toothfish						
<i>Finfish, Frozen Other form</i>	502	15,780	31.43			
Total for Patagonian Toothfish	502	15,780				
Paua						
<i>Other Molluscs, Live, Chilled or Frozen</i>	20,609	2,512,356	121.91	2,115	272,058	128.63
<i>Other Molluscs, Not Live/Chilled/Frozen</i>	27,757	2,366,317	85.25	4,135	382,556	92.52

NETT	Jan 2011 -- Dec 2011			Month-to-Date: December - 2011		
	Weight (kg)	FOB* (\$NZ)	Value Unit	Weight (kg)	FOB* (\$NZ)	Value Unit
Australia						
Total for Paua	48,366	4,878,673		6,250	654,614	
Rock Lobster						
Rock Lobster, Chilled Live	1,762	18,069	10.25			
Rock Lobster, Frozen Whole	6,344	276,240	43.54	260	13,160	50.62
Total for Rock Lobster	8,106	294,309		260	13,160	
Salmon						
Finfish, Chilled Headed and Guttled	1,082	25,710	23.76			
Finfish, Chilled Other form	38,291	552,490	14.43	2,191	49,347	22.52
Finfish, Chilled Whole	690,868	8,506,250	12.31	45,031	546,454	12.14
Finfish, Processed Cans or Jars, Minced	611	24,145	39.52	100	3,950	39.50
Finfish, Processed Cans or Jars, Whole	532	55,189	103.74	8	1,462	182.75
Finfish, Processed Packed	61	2,100	34.43			
Total for Salmon	731,445	9,165,884		47,330	601,213	
Salmon, Other						
Finfish, Frozen Headed and Guttled	11,458	71,209	6.21			
Finfish, Frozen Other form	63,979	459,480	7.18	115	650	5.65
Finfish, Frozen Whole	1,588	11,685	7.36			
Total for Salmon, Other	77,025	542,374		115	650	
Salmon, Pacific						
Finfish, Processed Smoked	48,566	1,564,721	32.22	7,210	233,623	32.40
Total for Salmon, Pacific	48,566	1,564,721		7,210	233,623	
Salmonidae						
Finfish, Chilled Fillets	56,440	1,202,702	21.31	5,711	127,132	22.26
Finfish, Frozen Fillets	8,271	160,243	19.37	1,644	25,694	15.63
Total for Salmonidae	64,711	1,362,945		7,355	152,826	
Sardines						
Finfish, Frozen Whole	1,066	6,415	6.02			
Total for Sardines	1,066	6,415				
Scallops						
Other Molluscs, Frozen	299	11,981	40.07	100	2,029	20.29
Total for Scallops	299	11,981		100	2,029	
School shark						
Finfish, Frozen Fillets	515,553	6,285,082	12.19	41,686	505,358	12.12
Finfish, Frozen Other form	16,938	117,028	6.91	2,080	25,627	12.32
Total for School shark	532,491	6,402,110		43,766	530,985	
Sea Bass						
Finfish, Frozen Other form	144	1,200	8.33			
Total for Sea Bass	144	1,200				
Sea Perch						

NETT	Jan 2011 -- Dec 2011			Month-to-Date: December - 2011		
	Weight (kg)	FOB* (\$NZ)	Value Unit	Weight (kg)	FOB* (\$NZ)	Value Unit
Australia						
<i>Finfish, Frozen Other form</i>	190	2,014	10.60			
<i>Finfish, Frozen Whole</i>	2,794	5,565	1.99			
Total for Sea Perch	2,984	7,579				
Shrimps & Prawns						
<i>Other Crustacea, Live, Chilled or Froze</i>	79,299	2,816,194	35.51	13,320	443,347	33.28
<i>Other Crustacea, Processed</i>	48	609	12.69			
Total for Shrimps & Prawns	79,347	2,816,803		13,320	443,347	
Snapper						
<i>Finfish, Chilled Fillets</i>	11,156	248,748	22.30	827	16,696	20.19
<i>Finfish, Chilled Other form</i>	240,254	2,979,808	12.40	596	8,334	13.98
<i>Finfish, Chilled Whole</i>	2,070,116	21,780,150	10.52	257,304	2,765,364	10.75
<i>Finfish, Frozen Fillets</i>	225	5,381	23.92			
<i>Finfish, Frozen Other form</i>	250	2,084	8.34			
<i>Finfish, Frozen Whole</i>	2,060	18,446	8.95	900	8,451	9.39
Total for Snapper	2,324,061	25,034,617		259,627	2,798,845	
Sole						
<i>Finfish, Chilled Headed and Guttled</i>	971	9,107	9.38	139	1,818	13.08
<i>Finfish, Chilled Whole</i>	395	3,485	8.82			
<i>Finfish, Frozen Headed and Guttled</i>	9,090	59,100	6.50			
Total for Sole	10,456	71,692		139	1,818	
Sole, Lemon						
<i>Finfish, Chilled Fillets</i>	2,539	24,303	9.57	100	903	9.03
<i>Finfish, Chilled Headed and Guttled</i>	904	8,108	8.97	78	720	9.23
<i>Finfish, Chilled Other form</i>	491	2,722	5.54	99	401	4.05
<i>Finfish, Chilled Whole</i>	585	5,313	9.08			
<i>Finfish, Frozen Fillets</i>	8,665	57,554	6.64	4,000	30,205	7.55
<i>Finfish, Frozen Other form</i>	52,770	307,144	5.82	5,250	34,418	6.56
<i>Finfish, Frozen Whole</i>	119,705	646,799	5.40	22,270	122,536	5.50
Total for Sole, Lemon	185,659	1,051,943		31,797	189,183	
Sole, New Zealand						
<i>Finfish, Chilled Fillets</i>	5,212	52,661	10.10	607	6,365	10.49
<i>Finfish, Chilled Other form</i>	269	2,156	8.01	135	1,115	8.26
<i>Finfish, Chilled Whole</i>	3,259	28,795	8.84	235	2,182	9.29
<i>Finfish, Frozen Other form</i>	23,860	130,672	5.48			
<i>Finfish, Frozen Whole</i>	55,116	357,083	6.48	4,510	24,217	5.37
Total for Sole, New Zealand	87,716	571,367		5,487	33,879	
Southern Blue Whiting						
<i>Finfish, Frozen Fillets</i>	51,654	348,281	6.74	2,850	16,417	5.76
Total for Southern Blue Whiting	51,654	348,281		2,850	16,417	
Spotted Dogfish (Rig)						
<i>Finfish, Chilled Fillets</i>	21,670	224,511	10.36	1,288	13,540	10.51
<i>Finfish, Frozen Fillets</i>	193,110	2,963,055	15.34	31,910	477,332	14.96

NETT	Jan 2011 -- Dec 2011			Month-to-Date: December - 2011		
	Weight (kg)	FOB* (\$NZ)	Unit Value	Weight (kg)	FOB* (\$NZ)	Unit Value
Australia						
Total for Spotted Dogfish (Rig)	214,780	3,187,566		33,198	490,872	
Squid						
<i>Squid, Chilled Whole/HG</i>	40	331	8.28			
<i>Squid, Frozen HG</i>	446,026	2,698,350	6.05	38,730	247,770	6.40
<i>Squid, Frozen Other Form</i>	2,250	17,309	7.69			
<i>Squid, Frozen Tubes/Steaks</i>	580,573	5,814,476	10.02	41,906	438,614	10.47
<i>Squid, Frozen Whole</i>	612,659	2,232,424	3.64	19,440	81,237	4.18
<i>Squid, Frz Heads&Tentacles</i>	158,999	847,506	5.33	10,450	56,869	5.44
<i>Squid, Other not chl/frz</i>	360	3,518	9.77			
Total for Squid	1,800,907	11,613,914		110,526	824,490	
Surimi, Hoki						
<i>Finfish, Surimi Other</i>	1,760	14,316	8.13	1,760	14,316	8.13
Total for Surimi, Hoki	1,760	14,316		1,760	14,316	
Surimi, Southern Bl Wht						
<i>Finfish, Surimi Other</i>	1,200	8,282	6.90	1,200	8,282	6.90
Total for Surimi, Southern Bl W	1,200	8,282		1,200	8,282	
Swordfish						
<i>Finfish, Chilled Fillets</i>	81	1,217	15.02	16	217	13.56
<i>Finfish, Chilled Headed and Gutted</i>	86,982	925,336	10.64	2,409	27,534	11.43
<i>Finfish, Chilled Other form</i>	33	285	8.64			
<i>Finfish, Chilled Whole</i>	8,401	93,261	11.10			
<i>Finfish, Frozen Fillets</i>	10	160	16.00			
<i>Finfish, Frozen Headed and Gutted</i>	33	317	9.61	33	317	9.61
Total for Swordfish	95,540	1,020,576		2,458	28,068	
Tarakihi						
<i>Finfish, Chilled Fillets</i>	72,761	902,009	12.40	5,778	69,670	12.06
<i>Finfish, Chilled Headed and Gutted</i>	505	4,891	9.69	104	936	9.00
<i>Finfish, Chilled Whole</i>	4,381	38,907	8.88	94	866	9.21
<i>Finfish, Frozen Fillets</i>	23,674	175,839	7.43			
<i>Finfish, Frozen Other form</i>	50	882	17.64			
<i>Finfish, Frozen Whole</i>	250	1,304	5.22			
Total for Tarakihi	101,621	1,123,832		5,976	71,472	
Trevally						
<i>Finfish, Chilled Fillets</i>	7,493	111,380	14.86	855	12,707	14.86
<i>Finfish, Chilled Headed and Gutted</i>	3,060	32,821	10.73	289	3,524	12.19
<i>Finfish, Chilled Other form</i>	3,522	17,615	5.00	821	4,295	5.23
<i>Finfish, Chilled Whole</i>	18,010	155,717	8.65	1,421	7,333	5.16
<i>Finfish, Frozen Fillets</i>	1,860	5,178	2.78			
<i>Finfish, Frozen Whole</i>	5,067	13,331	2.63	2,340	6,269	2.68
Total for Trevally	39,012	336,042		5,726	34,128	
Tuna, Albacore/Longfinned						
<i>Finfish, Frozen Whole</i>	28	111	3.96			

NETT	Jan 2011 -- Dec 2011			Month-to-Date: December - 2011		
	Weight (kg)	FOB* (\$NZ)	Value Unit Value	Weight (kg)	FOB* (\$NZ)	Value Unit Value
Australia						
Total for Tuna, Albacore/Longfi	28		111			
Tuna, Bigeye						
Finfish, Chilled Other form	2,447	30,463	12.45	600	9,512	15.85
Finfish, Chilled Whole	6,878	87,220	12.68	717	9,617	13.41
Total for Tuna, Bigeye	9,325	117,683		1,317	19,129	
Tuna, Bluefin						
Finfish, Chilled Other form	90	1,662	18.47			
Finfish, Chilled Whole	667	6,585	9.87			
Total for Tuna, Bluefin	757	8,247				
Tuna, Other						
Finfish, Chilled Headed and Gutted	67,571	644,181	9.53	2,923	26,117	8.93
Finfish, Chilled Other form	824	8,024	9.74			
Finfish, Frozen Fillets	1,790	16,053	8.97			
Finfish, Frozen Whole	5,815	6,181	1.06			
Total for Tuna, Other	76,000	674,439		2,923	26,117	
Tuna, Southern Bluefin						
Finfish, Chilled Other form	44	733	16.66	44	733	16.66
Finfish, Chilled Whole	882	11,475	13.01			
Total for Tuna, Southern Bluefin	926	12,208		44	733	
Tuna, Yellowfin						
Finfish, Chilled Other form	59	550	9.32	59	550	9.32
Finfish, Chilled Whole	54	750	13.89			
Finfish, Frozen Headed and Gutted	358	3,779	10.56			
Total for Tuna, Yellowfin	471	5,079		59	550	
Tunas & Atlantic Bonito						
Finfish, Processed Cans or Jars, Whole	1,712	13,700	8.00			
Total for Tunas & Atlantic Bonit	1,712	13,700				
Warehou, Blue						
Finfish, Chilled Fillets	5,843	55,135	9.44	2,150	20,943	9.74
Finfish, Frozen Fillets	1,290	12,068	9.36			
Finfish, Frozen Headed and Gutted	1,824	4,698	2.58			
Total for Warehou, Blue	8,957	71,901		2,150	20,943	
Whitebait						
Finfish, Chilled Whole	127	10,582	83.32			
Finfish, Frozen Whole	2,671	115,508	43.25	436	26,483	60.74
Total for Whitebait	2,798	126,090		436	26,483	
Total for Australia	35,389,512	275,252,918		2,764,459	22,197,514	

<i>NETT</i>	<i>Jan 2011 -- Dec 2011</i>			<i>Month-to-Date: December - 2011</i>		
	<i>Weight (kg)</i>	<i>FOB* Value (\$NZ)</i>	<i>Unit Value</i>	<i>Weight (kg)</i>	<i>FOB* Value (\$NZ)</i>	<i>Unit Value</i>
Austria						
Mussels						
<i>Mussels, HS Frozen</i>	56,500	307,405	5.44			
Total for Mussels	56,500	307,405				
Squid						
<i>Squid, Frozen Whole</i>	19,500	83,468	4.28			
Total for Squid	19,500	83,468				
Total for Austria	76,000	390,873				

<i>NETT</i>	<i>Jan 2011 -- Dec 2011</i>			<i>Month-to-Date: December - 2011</i>		
	<i>Weight (kg)</i>	<i>FOB* Value (\$NZ)</i>	<i>Unit Value</i>	<i>Weight (kg)</i>	<i>FOB* Value (\$NZ)</i>	<i>Unit Value</i>
Bahrain						
Mussels						
<i>Mussels, HS Frozen</i>	8,712	46,373	5.32			
Total for Mussels	8,712	46,373				
Total for Bahrain	8,712	46,373				

NETT	Jan 2011 -- Dec 2011			Month-to-Date: December - 2011		
	Weight (kg)	FOB* Value (\$NZ)	Unit Value	Weight (kg)	FOB* Value (\$NZ)	Unit Value
Belarus						
Cod, Red						
<i>Finfish, Frozen Headed and Gutted</i>	34,224	95,294	2.78			
Total for Cod, Red	34,224	95,294				
Mackerel, Jack						
<i>Finfish, Frozen Other form</i>	68,000	140,819	2.07			
Total for Mackerel, Jack	68,000	140,819				
Oreo Dory, Black						
<i>Finfish, Frozen Headed and Gutted</i>	13,310	31,317	2.35			
Total for Oreo Dory, Black	13,310	31,317				
Other frozen fillets						
<i>Finfish, Frozen Fillets</i>	1,230	3,811	3.10			
Total for Other frozen fillets	1,230	3,811				
Total for Belarus	116,764	271,241				

NETT	Jan 2011 -- Dec 2011			Month-to-Date: December - 2011		
	Weight (kg)	FOB* Value (\$NZ)	Unit Value	Weight (kg)	FOB* Value (\$NZ)	Unit Value
Belgium						
Eels						
<i>Finfish, Chilled Live</i>	28,390	308,913	10.88	4,280	58,943	13.77
<i>Finfish, Chilled Other form</i>	750	6,182	8.24			
<i>Finfish, Frozen Other form</i>	62,484	805,507	12.89			
Total for Eels	91,624	1,120,602		4,280	58,943	
Finfish, fillet blocks						
<i>Finfish, Crumbed, Battered</i>	18,225	71,038	3.90			
Total for Finfish, fillet blocks	18,225	71,038				
Fish meal fit for human						
<i>Finfish, Processed Other</i>	2,000	59,148	29.57	1,000	29,823	29.82
Total for Fish meal fit for human	2,000	59,148		1,000	29,823	
Fish prod unfit for human						
<i>Finfish, Processed Other</i>	45,402	283,449	6.24			
Total for Fish prod unfit for hum	45,402	283,449				
Hoki						
<i>Finfish, Frozen Fillets</i>	41,099	176,499	4.29			
Total for Hoki	41,099	176,499				
Monkfish (Stargazer)						
<i>Finfish, Frozen Fillets</i>	13,760	129,211	9.39	1,500	13,307	8.87
Total for Monkfish (Stargazer)	13,760	129,211		1,500	13,307	
Mussels						
<i>Mussels, Freeze-dried pwd</i>	1,500	56,321	37.55	500	18,126	36.25
<i>Mussels, HS Frozen</i>	442,807	2,399,522	5.42	26,676	145,931	5.47
Total for Mussels	444,307	2,455,843		27,176	164,057	
Oreo Dory, Smooth						
<i>Finfish, Frozen Fillets</i>	20,565	175,497	8.53	5,000	39,699	7.94
Total for Oreo Dory, Smooth	20,565	175,497		5,000	39,699	
Other Fish Packed						
<i>Other,</i>	44,909	636,430	14.17			
Total for Other Fish Packed	44,909	636,430				
Other frozen finfish						
<i>Finfish, Frozen Other form</i>	14,000	52,263	3.73			
Total for Other frozen finfish	14,000	52,263				
Other Molluscs						
<i>Other Molluscs, Live, Chilled or Frozen</i>	1,100	35,429	32.21	100	7,592	75.92
Total for Other Molluscs	1,100	35,429		100	7,592	
Other preparations						

NETT	Jan 2011 -- Dec 2011			Month-to-Date: December - 2011		
	Weight (kg)	FOB* Value (\$NZ)	Unit Value	Weight (kg)	FOB* Value (\$NZ)	Unit Value
Belgium						
<i>Other, Processed Other</i>	15,134	94,615	6.25			
Total for Other preparations	15,134	94,615				
Rays & Skates						
<i>Finfish, Frozen Fillets</i>	30,590	124,565	4.07			
Total for Rays & Skates	30,590	124,565				
Shrimps & Prawns						
<i>Other Crustacea, Live, Chilled or Froze</i>	15,720	566,117	36.01	1,800	66,949	37.19
Total for Shrimps & Prawns	15,720	566,117		1,800	66,949	
Spiny Dogfish						
<i>Finfish, Frozen Other form</i>	1,170	4,786	4.09			
Total for Spiny Dogfish	1,170	4,786				
Total for Belgium	799,605	5,985,492		40,856	380,370	

<i>NETT</i>	<i>Jan 2011 -- Dec 2011</i>			<i>Month-to-Date: December - 2011</i>		
	<i>Weight (kg)</i>	<i>FOB* Value (\$NZ)</i>	<i>Unit Value</i>	<i>Weight (kg)</i>	<i>FOB* Value (\$NZ)</i>	<i>Unit Value</i>
Benin						
Mackerel, Jack						
<i>Finfish, Frozen Other form</i>	17,000	21,992	1.29			
<i>Finfish, Frozen Whole</i>	43,780	71,922	1.64	27,000	46,821	1.73
Total for Mackerel, Jack	60,780	93,914		27,000	46,821	
Total for Benin	60,780	93,914		27,000	46,821	

NETT	Jan 2011 -- Dec 2011			Month-to-Date: December - 2011		
	Weight (kg)	FOB* Value (\$NZ)	Unit Value	Weight (kg)	FOB* Value (\$NZ)	Unit Value
Brunei Darussalam						
Cod, Blue						
<i>Finfish, Frozen Other form</i>	20	153	7.65			
Total for Cod, Blue	20	153				
Cod, Red						
<i>Finfish, Frozen Fillets</i>	200	845	4.23			
Total for Cod, Red	200	845				
Fish fingers						
<i>Finfish, Processed Other</i>	14,115	74,441	5.27			
Total for Fish fingers	14,115	74,441				
Fish prod unfit for human						
<i>Finfish, Processed Other</i>	96	525	5.47			
Total for Fish prod unfit for hum	96	525				
Leatherjacket						
<i>Finfish, Frozen Headed and Gutted</i>	300	1,109	3.70			
Total for Leatherjacket	300	1,109				
Mussels						
<i>Mussels, HS Frozen</i>	12,360	69,894	5.65			
<i>Mussels, Whole Frozen</i>	7,778	42,909	5.52			
Total for Mussels	20,138	112,803				
Other frozen finfish						
<i>Finfish, Frozen Whole</i>	2,750	8,119	2.95			
Total for Other frozen finfish	2,750	8,119				
Other preparations						
<i>Other, Processed Other</i>	20,053	109,405	5.46			
Total for Other preparations	20,053	109,405				
Oysters, Pacific						
<i>Oysters, Chilled or Frozen</i>	4,675	32,661	6.99			
Total for Oysters, Pacific	4,675	32,661				
Oysters, Rock						
<i>Oysters, Chilled or Frozen</i>	2,000	17,110	8.56			
Total for Oysters, Rock	2,000	17,110				
Snapper						
<i>Finfish, Frozen Whole</i>	300	1,664	5.55			
Total for Snapper	300	1,664				
Squid						
<i>Squid, Frozen Whole</i>	10,260	35,119	3.42			
Total for Squid	10,260	35,119				

<i>NETT</i>	<i>Jan 2011 -- Dec 2011</i>			<i>Month-to-Date: December - 2011</i>		
	<i>Weight (kg)</i>	<i>FOB* Value (\$NZ)</i>	<i>Unit Value</i>	<i>Weight (kg)</i>	<i>FOB* Value (\$NZ)</i>	<i>Unit Value</i>
Brunei Darussalam						
Trevally						
<i>Finfish, Frozen Whole</i>	117,050	272,127	2.32			
Total for Trevally	117,050	272,127				
Total for Brunei Darussalam	191,957	666,081				

NETT	Jan 2011 -- Dec 2011			Month-to-Date: December - 2011		
	Weight (kg)	FOB* (\$NZ)	Value Unit	Weight (kg)	FOB* (\$NZ)	Value Unit
Bulgaria						
Alfonsino						
<i>Finfish, Frozen Other form</i>	450	1,499	3.33			
Total for Alfonsino	450	1,499				
Cardinal Fish						
<i>Finfish, Frozen Other form</i>	1,148	2,552	2.22	570	1,360	2.39
Total for Cardinal Fish	1,148	2,552		570	1,360	
Cod, Red						
<i>Finfish, Frozen Headed and Guttled</i>	400	831	2.08			
<i>Finfish, Frozen Other form</i>	6,615	15,718	2.38	5,196	12,733	2.45
Total for Cod, Red	7,015	16,549		5,196	12,733	
Eels						
<i>Finfish, Frozen Headed and Guttled</i>	410	913	2.23	302	661	2.19
Total for Eels	410	913		302	661	
Fish fingers						
<i>Finfish, Processed Other</i>	150	592	3.95			
Total for Fish fingers	150	592				
Gemfish						
<i>Finfish, Frozen Fillets</i>	1,570	5,490	3.50	1,570	5,490	3.50
<i>Finfish, Frozen Other form</i>	100	204	2.04			
Total for Gemfish	1,670	5,694		1,570	5,490	
Ghostshark						
<i>Finfish, Frozen Other form</i>	19,613	41,431	2.11	360	835	2.32
Total for Ghostshark	19,613	41,431		360	835	
Gurnard						
<i>Finfish, Frozen Fillets</i>	90	345	3.83			
Total for Gurnard	90	345				
Hake						
<i>Finfish, Frozen Other form</i>	1,605	3,328	2.07			
Total for Hake	1,605	3,328				
Hoki						
<i>Finfish, Frozen Headed and Guttled</i>	360	696	1.93			
Total for Hoki	360	696				
Kahawai						
<i>Finfish, Frozen Other form</i>	7,614	14,661	1.93			
Total for Kahawai	7,614	14,661				
Leatherjacket						
<i>Finfish, Frozen Headed and Guttled</i>	2,510	4,616	1.84			

NETT	Jan 2011 -- Dec 2011			Month-to-Date: December - 2011		
	Weight (kg)	FOB* (\$NZ)	Value Unit	Weight (kg)	FOB* (\$NZ)	Value Unit
Bulgaria						
Total for Leatherjacket	2,510	4,616				
Mackerel, Blue						
<i>Finfish, Frozen Other form</i>	24	55	2.29	24	55	2.29
Total for Mackerel, Blue	24	55		24	55	
Mackerel, Jack						
<i>Finfish, Frozen Other form</i>	27,283	48,509	1.78	168	368	2.19
Total for Mackerel, Jack	27,283	48,509		168	368	
Oreo Dory, Other						
<i>Finfish, Frozen Other form</i>	5,675	9,554	1.68	815	1,835	2.25
Total for Oreo Dory, Other	5,675	9,554		815	1,835	
Other frozen fillets						
<i>Finfish, Frozen Fillets</i>	19,665	73,237	3.72	3,340	12,989	3.89
Total for Other frozen fillets	19,665	73,237		3,340	12,989	
Other frozen finfish						
<i>Finfish, Frozen Other form</i>	6,083	8,758	1.44	690	1,198	1.74
Total for Other frozen finfish	6,083	8,758		690	1,198	
Other species can, jar						
<i>Other,</i>	860	3,383	3.93	170	661	3.89
Total for Other species can, jar	860	3,383		170	661	
Prepared dinners						
<i>Other, Processed Other</i>	510	2,012	3.95			
Total for Prepared dinners	510	2,012				
School shark						
<i>Finfish, Frozen Fillets</i>	9,250	33,217	3.59			
Total for School shark	9,250	33,217				
Southern Blue Whiting						
<i>Finfish, Frozen Other form</i>	57,220	128,049	2.24	5,668	12,596	2.22
Total for Southern Blue Whiting	57,220	128,049		5,668	12,596	
Squid						
<i>Squid, Frozen Other Form</i>	8,410	46,264	5.50	4,890	25,736	5.26
<i>Squid, Frozen Whole</i>	30,060	105,995	3.53			
Total for Squid	38,470	152,259		4,890	25,736	
Warehou, Blue						
<i>Finfish, Frozen Other form</i>	29,135	80,094	2.75			
Total for Warehou, Blue	29,135	80,094				
Warehou, Silver						
<i>Finfish, Frozen Other form</i>	10,012	33,133	3.31			

<i>NETT</i>	<i>Jan 2011 -- Dec 2011</i>			<i>Month-to-Date: December - 2011</i>		
	<i>Weight (kg)</i>	<i>FOB* Value (\$NZ)</i>	<i>Unit Value</i>	<i>Weight (kg)</i>	<i>FOB* Value (\$NZ)</i>	<i>Unit Value</i>
Bulgaria						
Total for Warehou, Silver	10,012	33,133				
Total for Bulgaria	246,822	665,136		23,763	76,517	

<i>NETT</i>	<i>Jan 2011 -- Dec 2011</i>			<i>Month-to-Date: December - 2011</i>		
	<i>Weight (kg)</i>	<i>FOB* Value (\$NZ)</i>	<i>Unit Value</i>	<i>Weight (kg)</i>	<i>FOB* Value (\$NZ)</i>	<i>Unit Value</i>
Cameroon						
Mackerel, Jack						
<i>Finfish, Frozen Headed and Guttled</i>	200	421	2.11			
<i>Finfish, Frozen Whole</i>	1,055,180	1,427,883	1.35			
Total for Mackerel, Jack	1,055,380	1,428,304				
Southern Blue Whiting						
<i>Finfish, Frozen Headed and Guttled</i>	200	323	1.62			
Total for Southern Blue Whiting	200	323				
Total for Cameroon	1,055,580	1,428,627				

NETT	Jan 2011 -- Dec 2011			Month-to-Date: December - 2011		
	Weight (kg)	FOB* (\$NZ)	Value Unit Value	Weight (kg)	FOB* (\$NZ)	Value Unit Value
Canada						
Antarctic Toothfish						
<i>Finfish, Frozen Headed and Guttled</i>	18,409	583,636	31.70			
Total for Antarctic Toothfish	18,409	583,636				
Cod, Blue						
<i>Finfish, Chilled Fillets</i>	10	294	29.40			
Total for Cod, Blue	10	294				
Cod, Red						
<i>Finfish, Frozen Fillets</i>	8,080	47,320	5.86			
Total for Cod, Red	8,080	47,320				
Dogfish and Other Sharks						
<i>Finfish, Chilled Headed and Guttled</i>	11	122	11.09			
Total for Dogfish and Other Sha	11	122				
Eels						
<i>Finfish, Chilled Live</i>	11,596	155,384	13.40	2,977	45,263	15.20
Total for Eels	11,596	155,384		2,977	45,263	
Elephant Fish						
<i>Finfish, Chilled Fillets</i>	10	163	16.30			
Total for Elephant Fish	10	163				
Fish meal fit for human						
<i>Finfish, Processed Other</i>	80	2,618	32.73			
Total for Fish meal fit for human	80	2,618				
Fish prod unfit for human						
<i>Finfish, Processed Other</i>	5,610	40,386	7.20	5,610	40,386	7.20
Total for Fish prod unfit for hum	5,610	40,386		5,610	40,386	
Gurnard						
<i>Finfish, Chilled Fillets</i>	50	973	19.46	30	532	17.73
Total for Gurnard	50	973		30	532	
Hoki						
<i>Finfish, Frozen Fillets</i>	45,311	198,231	4.37			
Total for Hoki	45,311	198,231				
Leatherjacket						
<i>Finfish, Frozen Headed and Guttled</i>	19,200	79,830	4.16			
Total for Leatherjacket	19,200	79,830				
Ling						
<i>Finfish, Frozen Fillets</i>	46,740	504,575	10.80	3,170	37,256	11.75
<i>Finfish, Frozen Headed and Guttled</i>	5,031	21,737	4.32			
<i>Finfish, Frozen Other form</i>	10,460	41,687	3.99			

NETT	Jan 2011 -- Dec 2011			Month-to-Date: December - 2011		
	Weight (kg)	FOB* Value (\$NZ)	Unit Value	Weight (kg)	FOB* Value (\$NZ)	Unit Value
Canada						
Total for Ling	62,231	567,999		3,170	37,256	
Monkfish (Stargazer)						
<i>Finfish, Chilled Fillets</i>	60	1,185	19.75	40	798	19.95
Total for Monkfish (Stargazer)	60	1,185		40	798	
Mussels						
<i>Mussels, Freeze-dried pwd</i>	4,975	389,959	78.38			
<i>Mussels, HS Frozen</i>	1,385,638	7,578,821	5.47	142,498	829,501	5.82
<i>Mussels, Live</i>	109	454	4.17	109	454	4.17
<i>Mussels, Meat Frozen</i>	67,260	342,651	5.09	4,910	22,887	4.66
<i>Mussels, Whole Frozen</i>	16,320	89,298	5.47			
Total for Mussels	1,474,302	8,401,183		147,517	852,842	
Orange Roughy						
<i>Finfish, Frozen Fillets</i>	39,490	715,538	18.12	1,300	24,357	18.74
Total for Orange Roughy	39,490	715,538		1,300	24,357	
Oreo Dory, Other						
<i>Finfish, Frozen Headed and Guttled</i>	2,376	5,608	2.36			
Total for Oreo Dory, Other	2,376	5,608				
Oreo Dory, Smooth						
<i>Finfish, Frozen Fillets</i>	1,000	8,535	8.54			
Total for Oreo Dory, Smooth	1,000	8,535				
Other chilled finfish						
<i>Finfish, Chilled Whole</i>	10	159	15.90			
Total for Other chilled finfish	10	159				
Other clams frozen						
<i>Other Molluscs, Live, Chilled or Frozen</i>	44	569	12.93			
Total for Other clams frozen	44	569				
Other invertebrate						
<i>Other, Live, Chilled or Frozen</i>	2,015	59,733	29.64	400	12,369	30.92
Total for Other invertebrate	2,015	59,733		400	12,369	
Other Molluscs						
<i>Other Molluscs, Live, Chilled or Frozen</i>	783	9,459	12.08			
Total for Other Molluscs	783	9,459				
Oysters, Pacific						
<i>Oysters, Chilled or Frozen</i>	218	1,774	8.14			
Total for Oysters, Pacific	218	1,774				
Salmon						
<i>Finfish, Chilled Whole</i>	24,504	258,007	10.53	2,045	26,101	12.76

NETT	Jan 2011 -- Dec 2011			Month-to-Date: December - 2011		
	Weight (kg)	FOB* Value (\$NZ)	Unit Value	Weight (kg)	FOB* Value (\$NZ)	Unit Value
Canada						
Total for Salmon	24,504	258,007		2,045	26,101	
Salmon, Other						
<i>Finfish, Frozen Headed and Gutted</i>	901	5,957	6.61			
<i>Finfish, Frozen Other form</i>	82	1,546	18.85			
Total for Salmon, Other	983	7,503				
Salmonidae						
<i>Finfish, Frozen Fillets</i>	60,862	1,122,574	18.44	16,149	292,835	18.13
Total for Salmonidae	60,862	1,122,574		16,149	292,835	
Sea Perch						
<i>Finfish, Frozen Whole</i>	15,500	36,914	2.38			
Total for Sea Perch	15,500	36,914				
Shrimps & Prawns						
<i>Other Crustacea, Live, Chilled or Froze</i>	470	18,474	39.31			
Total for Shrimps & Prawns	470	18,474				
Snapper						
<i>Finfish, Chilled Whole</i>	150	2,284	15.23	150	2,284	15.23
Total for Snapper	150	2,284		150	2,284	
Sole, Lemon						
<i>Finfish, Chilled Fillets</i>	5	113	22.60			
<i>Finfish, Chilled Headed and Gutted</i>	5	111	22.20			
Total for Sole, Lemon	10	224				
Sole, New Zealand						
<i>Finfish, Chilled Fillets</i>	5	61	12.20			
<i>Finfish, Chilled Other form</i>	5	60	12.00			
<i>Finfish, Chilled Whole</i>	10	138	13.80	10	138	13.80
Total for Sole, New Zealand	20	259		10	138	
Squid						
<i>Squid, Frozen Other Form</i>	2,000	3,823	1.91			
<i>Squid, Frozen Tubes/Steaks</i>	3,950	16,591	4.20			
<i>Squid, Frozen Whole</i>	96,350	242,864	2.52			
<i>Squid, Frz Heads&Tentacles</i>	42,616	249,053	5.84			
Total for Squid	144,916	512,331				
Tarakihi						
<i>Finfish, Frozen Whole</i>	2,000	5,170	2.59			
Total for Tarakihi	2,000	5,170				
Total for Canada	1,940,311	12,844,439		179,398	1,335,161	

<i>NETT</i>	<i>Jan 2011 -- Dec 2011</i>			<i>Month-to-Date: December - 2011</i>		
	<i>Weight (kg)</i>	<i>FOB* Value (\$NZ)</i>	<i>Unit Value</i>	<i>Weight (kg)</i>	<i>FOB* Value (\$NZ)</i>	<i>Unit Value</i>
Chile						
Antarctic Toothfish						
<i>Finfish, Frozen Headed and Gutted</i>	33,932	847,062	24.96			
Total for Antarctic Toothfish	33,932	847,062				
Mussels						
<i>Mussels, Freeze-dried pwd</i>	75	4,021	53.61			
Total for Mussels	75	4,021				
Total for Chile	34,007	851,083				

<i>NETT</i>	<i>Jan 2011 -- Dec 2011</i>			<i>Month-to-Date: December - 2011</i>		
	<i>Weight (kg)</i>	<i>FOB* Value (\$NZ)</i>	<i>Unit Value</i>	<i>Weight (kg)</i>	<i>FOB* Value (\$NZ)</i>	<i>Unit Value</i>

China, Peoples Republic Of

Alfonsino

<i>Finfish, Frozen Headed and Guttred</i>	97,870	895,520	9.15			
<i>Finfish, Frozen Other form</i>	317,476	2,755,843	8.68			
<i>Finfish, Frozen Whole</i>	15,928	35,130	2.21			
Total for Alfonsino	431,274	3,686,493				

Antarctic Toothfish

<i>Finfish, Frozen Headed and Guttred</i>	17,934	433,771	24.19			
Total for Antarctic Toothfish	17,934	433,771				

Barracouta

<i>Finfish, Frozen Fillets</i>	1,000	2,207	2.21			
<i>Finfish, Frozen Headed and Guttred</i>	4,132,173	6,379,248	1.54	85,200	170,566	2.00
<i>Finfish, Frozen Other form</i>	2,171,822	4,212,748	1.94	123,024	320,975	2.61
<i>Finfish, Frozen Whole</i>	659,664	551,843	0.84			
Total for Barracouta	6,964,659	11,146,046		208,224	491,541	

Bluenose

<i>Finfish, Frozen Whole</i>	10	110	11.00			
Total for Bluenose	10	110				

Cardinal Fish

<i>Finfish, Frozen Headed and Guttred</i>	40,110	162,636	4.05			
<i>Finfish, Frozen Other form</i>	6,232	24,443	3.92			
Total for Cardinal Fish	46,342	187,079				

Cod, Blue

<i>Finfish, Frozen Fillets</i>	480	8,876	18.49	40	522	13.05
<i>Finfish, Frozen Other form</i>	30	254	8.47			
Total for Cod, Blue	510	9,130		40	522	

Cod, Red

<i>Finfish, Frozen Fillets</i>	1,013	7,419	7.32			
<i>Finfish, Frozen Headed and Guttred</i>	276,778	834,936	3.02			
<i>Finfish, Frozen Other form</i>	148,488	364,567	2.46			
<i>Finfish, Frozen Whole</i>	36,229	54,279	1.50			
Total for Cod, Red	462,508	1,261,201				

Finfish, other fish meat

<i>Finfish, Processed Other</i>	4,455	4,455	1.00			
Total for Finfish, other fish meat	4,455	4,455				

Fish prod unfit for human

<i>Finfish, Processed Flours,meals,pellets</i>	8,314,748	18,206,126	2.19	933,932	2,178,953	2.33
<i>Finfish, Processed Other</i>	224,905	622,275	2.77			
Total for Fish prod unfit for hum	8,539,653	18,828,401		933,932	2,178,953	

Flounder

NETT	Jan 2011 -- Dec 2011			Month-to-Date: December - 2011		
	Weight (kg)	FOB* (\$NZ)	Value Unit Value	Weight (kg)	FOB* (\$NZ)	Value Unit Value
China, Peoples Republic Of						
<i>Finfish, Chilled Whole</i>	26	320	12.31			
<i>Finfish, Frozen Whole</i>	40	120	3.00			
Total for Flounder	66	440				
Gemfish						
<i>Finfish, Frozen Fillets</i>	14,800	119,644	8.08			
<i>Finfish, Frozen Headed and Guttled</i>	14,152	96,672	6.83			
<i>Finfish, Frozen Other form</i>	1,440	6,178	4.29			
Total for Gemfish	30,392	222,494				
Ghostshark						
<i>Finfish, Frozen Fillets</i>	58,936	236,159	4.01			
<i>Finfish, Frozen Whole</i>	1,620	1,031	0.64			
Total for Ghostshark	60,556	237,190				
Groper						
<i>Finfish, Chilled Whole</i>	9	100	11.11			
Total for Groper	9	100				
Gurnard						
<i>Finfish, Chilled Whole</i>	51	453	8.88			
<i>Finfish, Frozen Fillets</i>	206	1,820	8.83			
<i>Finfish, Frozen Whole</i>	10	66	6.60			
Total for Gurnard	267	2,339				
Hake						
<i>Finfish, Frozen Fillets</i>	42,526	337,239	7.93	13,260	132,901	10.02
<i>Finfish, Frozen Headed and Guttled</i>	43,492	226,311	5.20			
Total for Hake	86,018	563,550		13,260	132,901	
Hoki						
<i>Finfish, Frozen Fillets</i>	252,510	1,236,512	4.90	59,015	306,744	5.20
<i>Finfish, Frozen Headed and Guttled</i>	18,470,078	39,281,797	2.13	851,899	1,242,761	1.46
<i>Finfish, Frozen Other form</i>	1,256,344	3,059,122	2.43			
<i>Finfish, Frozen Whole</i>	118,194	106,912	0.90	13	65	5.00
Total for Hoki	20,097,126	43,684,343		910,927	1,549,570	
John Dory						
<i>Finfish, Chilled Whole</i>	9	120	13.33			
Total for John Dory	9	120				
Kingfish, Yellowtail						
<i>Finfish, Chilled Whole</i>	128	1,503	11.74			
Total for Kingfish, Yellowtail	128	1,503				
Leatherjacket						
<i>Finfish, Frozen Headed and Guttled</i>	112,400	369,533	3.29			
<i>Finfish, Frozen Other form</i>	1,940	2,565	1.32			
<i>Finfish, Frozen Whole</i>	100	242	2.42			

NETT	Jan 2011 -- Dec 2011			Month-to-Date: December - 2011		
	Weight (kg)	FOB* Value (\$NZ)	Unit Value	Weight (kg)	FOB* Value (\$NZ)	Unit Value
China, Peoples Republic Of						
Total for Leatherjacket	114,440	372,340				
Ling						
<i>Finfish, Frozen Fillets</i>	125,902	419,896	3.34	4,020	54,175	13.48
<i>Finfish, Frozen Headed and Guttled</i>	252,816	1,325,103	5.24			
<i>Finfish, Frozen Other form</i>	41,948	229,777	5.48			
Total for Ling	420,666	1,974,776		4,020	54,175	
Livers and Roe						
<i>Finfish, Frozen Whole</i>	74,690	287,252	3.85			
Total for Livers and Roe	74,690	287,252				
Mackerel, Blue						
<i>Finfish, Frozen Headed and Guttled</i>	2,400	5,379	2.24			
<i>Finfish, Frozen Whole</i>	293,075	484,371	1.65	100,000	186,303	1.86
Total for Mackerel, Blue	295,475	489,750		100,000	186,303	
Mackerel, Jack						
<i>Finfish, Frozen Headed and Guttled</i>	1,807,268	3,936,089	2.18			
<i>Finfish, Frozen Other form</i>	2,775,820	6,629,488	2.39	276,420	706,749	2.56
<i>Finfish, Frozen Whole</i>	5,810	3,691	0.64			
Total for Mackerel, Jack	4,588,898	10,569,268		276,420	706,749	
Monkfish (Stargazer)						
<i>Finfish, Frozen Fillets</i>	884	3,059	3.46	20	214	10.70
<i>Finfish, Frozen Headed and Guttled</i>	258,863	833,825	3.22	33,385	180,781	5.42
<i>Finfish, Frozen Other form</i>	11,902	57,939	4.87			
Total for Monkfish (Stargazer)	271,649	894,823		33,405	180,995	
Mussels						
<i>Mussels, Freeze-dried pwd</i>	805	35,044	43.53			
<i>Mussels, HS Frozen</i>	670,917	3,675,078	5.48	157,192	918,123	5.84
<i>Mussels, Live</i>	410	2,665	6.50			
<i>Mussels, Meat Frozen</i>	10,488	67,940	6.48			
<i>Mussels, Whole Frozen</i>	11,328	45,903	4.05			
Total for Mussels	693,948	3,826,630		157,192	918,123	
Octopus						
<i>Other Molluscs, Frozen Whole</i>	400	1,200	3.00			
Total for Octopus	400	1,200				
Orange Roughy						
<i>Finfish, Frozen Fillets</i>	10	200	20.00			
<i>Finfish, Frozen Other form</i>	297	171	0.58			
<i>Finfish, Frozen Whole</i>	167,129	461,452	2.76	27,380	123,168	4.50
Total for Orange Roughy	167,436	461,823		27,380	123,168	
Oreo Dory, Black						
<i>Finfish, Frozen Fillets</i>	15,840	34,997	2.21			

NETT	Jan 2011 -- Dec 2011			Month-to-Date: December - 2011		
	Weight (kg)	FOB* Value (\$NZ)	Unit Value	Weight (kg)	FOB* Value (\$NZ)	Unit Value
China, Peoples Republic Of						
<i>Finfish, Frozen Headed and Guttled</i>	444,767	849,987	1.91			
<i>Finfish, Frozen Other form</i>	386,814	862,976	2.23			
Total for Oreo Dory, Black	847,421	1,747,960				
Oreo Dory, Other						
<i>Finfish, Frozen Headed and Guttled</i>	1,849,884	3,876,764	2.10			
<i>Finfish, Frozen Other form</i>	527,946	846,320	1.60			
<i>Finfish, Frozen Whole</i>	33,357	19,307	0.58			
Total for Oreo Dory, Other	2,411,187	4,742,391				
Other chilled fillets						
<i>Finfish, Chilled Fillets</i>	400	17,028	42.57	390	16,938	43.43
Total for Other chilled fillets	400	17,028		390	16,938	
Other chilled finfish						
<i>Finfish, Chilled Headed and Guttled</i>	26,819	39,416	1.47	1,625	3,055	1.88
<i>Finfish, Chilled Whole</i>	152	1,678	11.04			
Total for Other chilled finfish	26,971	41,094		1,625	3,055	
Other clams chilled						
<i>Other Molluscs, Live, Chilled or Frozen</i>	466	10,828	23.24			
Total for Other clams chilled	466	10,828				
Other Flatfish						
<i>Finfish, Frozen Whole</i>	500	2,578	5.16			
Total for Other Flatfish	500	2,578				
Other frozen finfish						
<i>Finfish, Frozen Headed and Guttled</i>	49,971	229,904	4.60	510	1,091	2.14
<i>Finfish, Frozen Other form</i>	425,684	1,165,682	2.74	9,197	44,143	4.80
<i>Finfish, Frozen Whole</i>	48,024	155,302	3.23	17,365	68,921	3.97
Total for Other frozen finfish	523,679	1,550,888		27,072	114,155	
Other invertebrate						
<i>Other, Live, Chilled or Frozen</i>	6,773	87,434	12.91	499	8,255	16.54
Total for Other invertebrate	6,773	87,434		499	8,255	
Other Molluscs						
<i>Other Molluscs, Live, Chilled or Frozen</i>	20,400	548,880	26.91			
Total for Other Molluscs	20,400	548,880				
Other salmonidea						
<i>Finfish, Frozen Whole</i>	219	2,188	9.99			
Total for Other salmonidea	219	2,188				
Oysters, Dredge						
<i>Oysters, Chilled or Frozen</i>	3,200	40,383	12.62			
Total for Oysters, Dredge	3,200	40,383				

<i>NETT</i>	<i>Jan 2011 -- Dec 2011</i>			<i>Month-to-Date: December - 2011</i>		
	<i>Weight (kg)</i>	<i>FOB* Value (\$NZ)</i>	<i>Unit Value</i>	<i>Weight (kg)</i>	<i>FOB* Value (\$NZ)</i>	<i>Unit Value</i>
China, Peoples Republic Of						
Oysters, Pacific						
<i>Oysters, Live</i>	5,408	52,303	9.67			
<i>Oysters, Chilled or Frozen</i>	7,788	70,517	9.05			
Total for Oysters, Pacific	13,196	122,820				
Paua						
<i>Other Molluscs, Live, Chilled or Frozen</i>	10,649	279,774	26.27	1,972	75,623	38.35
Total for Paua	10,649	279,774		1,972	75,623	
Rock Lobster						
<i>Rock Lobster, Chilled Live</i>	1,449,840	122,238,879	84.31	68,963	5,755,616	83.46
Total for Rock Lobster	1,449,840	122,238,879		68,963	5,755,616	
Salmon						
<i>Finfish, Chilled Other form</i>	169	3,146	18.62	169	3,146	18.62
Total for Salmon	169	3,146		169	3,146	
Salmon, Other						
<i>Finfish, Frozen Headed and Guttled</i>	16,500	176,184	10.68			
Total for Salmon, Other	16,500	176,184				
Salmon, Pacific						
<i>Finfish, Processed Smoked</i>	10	500	50.00			
Total for Salmon, Pacific	10	500				
Sea Perch						
<i>Finfish, Frozen Headed and Guttled</i>	2,854	16,531	5.79			
<i>Finfish, Frozen Whole</i>	212,844	535,718	2.52	14,340	42,548	2.97
Total for Sea Perch	215,698	552,249		14,340	42,548	
Shrimps & Prawns						
<i>Other Crustacea, Live, Chilled or Froze</i>	147,966	6,261,268	42.32	63,114	2,864,669	45.39
<i>Other Crustacea, Processed</i>	1,000	7,856	7.86			
Total for Shrimps & Prawns	148,966	6,269,124		63,114	2,864,669	
Snapper						
<i>Finfish, Chilled Other form</i>	31	358	11.55			
<i>Finfish, Chilled Whole</i>	145	1,744	12.03			
<i>Finfish, Frozen Whole</i>	32,930	85,388	2.59			
Total for Snapper	33,106	87,490				
Sole, Lemon						
<i>Finfish, Frozen Whole</i>	60,550	180,771	2.99			
Total for Sole, Lemon	60,550	180,771				
Sole, New Zealand						
<i>Finfish, Frozen Whole</i>	1,000	4,511	4.51			
Total for Sole, New Zealand	1,000	4,511				

NETT	Jan 2011 -- Dec 2011			Month-to-Date: December - 2011		
	Weight (kg)	FOB* Value (\$NZ)	Unit Value	Weight (kg)	FOB* Value (\$NZ)	Unit Value

China, Peoples Republic Of

Southern Blue Whiting

<i>Finfish, Frozen Headed and Guttled</i>	6,719,200	5,355,688	0.80	454,226	859,522	1.89
<i>Finfish, Frozen Other form</i>	7,733,282	15,258,919	1.97	797,165	1,727,564	2.17
<i>Finfish, Frozen Whole</i>	252,000	519,148	2.06			
Total for Southern Blue Whiting	14,704,482	21,133,755		1,251,391	2,587,086	

Squid

<i>Squid, Frozen HG</i>	255,755	186,318	0.73			
<i>Squid, Frozen Tubes/Steaks</i>	93,236	155,840	1.67			
<i>Squid, Frozen Whole</i>	11,493,162	32,804,012	2.85			
<i>Squid, Frz Heads&Tentacles</i>	366,805	1,365,550	3.72			
Total for Squid	12,208,958	34,511,720				

Swordfish

<i>Finfish, Chilled Headed and Guttled</i>	800	7,389	9.24			
Total for Swordfish	800	7,389				

Tarakihi

<i>Finfish, Chilled Whole</i>	11	105	9.55			
<i>Finfish, Frozen Fillets</i>	1,046	8,712	8.33			
<i>Finfish, Frozen Headed and Guttled</i>	11,520	35,682	3.10			
<i>Finfish, Frozen Whole</i>	158,450	333,794	2.11			
Total for Tarakihi	171,027	378,293				

Trevally

<i>Finfish, Chilled Whole</i>	79	709	8.97			
<i>Finfish, Frozen Whole</i>	6,210	8,213	1.32			
Total for Trevally	6,289	8,922				

Tuna, Bigeye

<i>Finfish, Chilled Other form</i>	196	4,525	23.09			
Total for Tuna, Bigeye	196	4,525				

Tuna, Bluefin

<i>Finfish, Chilled Whole</i>	183	5,529	30.21			
Total for Tuna, Bluefin	183	5,529				

Tuna, Southern Bluefin

<i>Finfish, Chilled Other form</i>	1,238	10,991	8.88			
Total for Tuna, Southern Bluefin	1,238	10,991				

Warehou, Blue

<i>Finfish, Frozen Fillets</i>	150	95	0.63			
<i>Finfish, Frozen Other form</i>	15,600	41,652	2.67			
Total for Warehou, Blue	15,750	41,747				

Warehou, Other

<i>Finfish, Frozen Headed and Guttled</i>	104,707	971,435	9.28			
---	---------	---------	------	--	--	--

<i>NETT</i>	<i>Jan 2011 -- Dec 2011</i>			<i>Month-to-Date: December - 2011</i>		
	<i>Weight (kg)</i>	<i>FOB* Value (\$NZ)</i>	<i>Unit Value</i>	<i>Weight (kg)</i>	<i>FOB* Value (\$NZ)</i>	<i>Unit Value</i>
China, Peoples Republic Of						
<i>Finfish, Frozen Other form</i>	7,368	58,709	7.97			
Total for Warehou, Other	112,075	1,030,144				
Warehou, Silver						
<i>Finfish, Frozen Fillets</i>	31,200	102,465	3.28			
<i>Finfish, Frozen Headed and Guttred</i>	579,160	2,604,696	4.50	80,188	416,954	5.20
<i>Finfish, Frozen Other form</i>	579,966	2,299,407	3.96	16,032	77,756	4.85
Total for Warehou, Silver	1,190,326	5,006,568		96,220	494,710	
Total for China, Peoples Republ	77,571,742	299,993,310		4,190,555	18,488,801	

<i>NETT</i>	<i>Jan 2011 -- Dec 2011</i>			<i>Month-to-Date: December - 2011</i>		
	<i>Weight (kg)</i>	<i>FOB* Value (\$NZ)</i>	<i>Unit Value</i>	<i>Weight (kg)</i>	<i>FOB* Value (\$NZ)</i>	<i>Unit Value</i>
Colombia						
Kahawai						
<i>Finfish, Frozen Other form</i>	9,000	14,788	1.64			
<i>Finfish, Frozen Whole</i>	17,265	16,155	0.94			
Total for Kahawai	26,265	30,943				
Mussels						
<i>Mussels, HS Frozen</i>	39,075	212,634	5.44			
Total for Mussels	39,075	212,634				
Total for Colombia	65,340	243,577				

<i>NETT</i>	<i>Jan 2011 -- Dec 2011</i>			<i>Month-to-Date: December - 2011</i>		
	<i>Weight (kg)</i>	<i>FOB* Value (\$NZ)</i>	<i>Unit Value</i>	<i>Weight (kg)</i>	<i>FOB* Value (\$NZ)</i>	<i>Unit Value</i>
Congo						
Mackerel, Jack						
<i>Finfish, Frozen Whole</i>	307,340	405,108	1.32			
Total for Mackerel, Jack	307,340	405,108				
Total for Congo	307,340	405,108				

NETT	Jan 2011 -- Dec 2011			Month-to-Date: December - 2011		
	Weight (kg)	FOB* (\$NZ)	Value Unit	Weight (kg)	FOB* (\$NZ)	Value Unit
Cook Islands						
Anchovies						
<i>Finfish, Processed Cans or Jars, Whole</i>	36	1,186	32.94			
Total for Anchovies	36	1,186				
Cockles						
<i>Other Molluscs, Live, Chilled or Frozen</i>	150	450	3.00	150	450	3.00
Total for Cockles	150	450		150	450	
Crab						
<i>Other Crustacea, Live, Chilled or Froze</i>	1,538	29,628	19.26	220	4,425	20.11
<i>Other Crustacea, Processed</i>	2,828	8,203	2.90			
Total for Crab	4,366	37,831		220	4,425	
Crustaceans						
<i>Other Crustacea, Live, Chilled or Froze</i>	1,305	24,565	18.82			
<i>Other Crustacea, Processed</i>	929	10,556	11.36	24	521	21.71
Total for Crustaceans	2,234	35,121		24	521	
Fillet Salted or in Brine						
<i>Finfish, Processed Smoked, Dried, Salte</i>	200	1,118	5.59			
Total for Fillet Salted or in Brine	200	1,118				
Finfish, minced blocks						
<i>Finfish, Processed Other</i>	100	895	8.95			
Total for Finfish, minced blocks	100	895				
Fish cakes						
<i>Finfish, Processed Other</i>	180	1,016	5.64			
Total for Fish cakes	180	1,016				
Fish fingers						
<i>Finfish, Processed Other</i>	1,445	12,182	8.43			
Total for Fish fingers	1,445	12,182				
Flounder						
<i>Finfish, Frozen Whole</i>	70	481	6.87			
Total for Flounder	70	481				
Hoki						
<i>Finfish, Chilled Fillets</i>	33	343	10.39			
<i>Finfish, Frozen Fillets</i>	1,947	18,150	9.32			
Total for Hoki	1,980	18,493				
John Dory						
<i>Finfish, Chilled Fillets</i>	20	650	32.50			
<i>Finfish, Frozen Fillets</i>	203	3,400	16.75			
Total for John Dory	223	4,050				

NETT	Jan 2011 -- Dec 2011			Month-to-Date: December - 2011		
	Weight (kg)	FOB* (\$NZ)	Value Unit Value	Weight (kg)	FOB* (\$NZ)	Value Unit Value
Cook Islands						
Mackerel						
<i>Finfish, Processed Cans or Jars, Whole</i>	15,172	97,254	6.41	581	3,534	6.08
Total for Mackerel	15,172	97,254		581	3,534	
Mussels						
<i>Mussels, HS Frozen</i>	967	7,714	7.98	60	641	10.68
<i>Mussels, Live</i>	1,466	6,524	4.45	150	447	2.98
<i>Mussels, Meat Frozen</i>	1,257	10,976	8.73	110	781	7.10
<i>Mussels, Other not L/Ch/Fz</i>	2,115	7,040	3.33	270	804	2.98
<i>Mussels, Pre'ed/Marinated</i>	808	7,852	9.72	128	1,150	8.98
<i>Mussels, Whole Chilled</i>	90	259	2.88	30	87	2.90
<i>Mussels, Whole Frozen</i>	65	633	9.74			
<i>Mussels, Chilled</i>	10	246	24.60			
Total for Mussels	6,778	41,244		748	3,910	
Octopus						
<i>Other Molluscs, Frozen Whole</i>	300	1,833	6.11	20	157	7.85
Total for Octopus	300	1,833		20	157	
Other chilled fillets						
<i>Finfish, Chilled Fillets</i>	30	3,900	130.00			
Total for Other chilled fillets	30	3,900				
Other clams frozen						
<i>Other Molluscs, Live, Chilled or Frozen</i>	100	892	8.92			
Total for Other clams frozen	100	892				
Other Crawfish, frozen						
<i>Other,</i>	400	7,622	19.06			
Total for Other Crawfish, frozen	400	7,622				
Other frozen finfish						
<i>Finfish, Frozen Other form</i>	3,034	11,780	3.88			
<i>Finfish, Frozen Whole</i>	1,008	3,326	3.30			
Total for Other frozen finfish	4,042	15,106				
Other invertebrate						
<i>Other, Live, Chilled or Frozen</i>	315	5,459	17.33			
Total for Other invertebrate	315	5,459				
Other minced						
<i>Finfish, Processed Packed</i>	298	6,631	22.25			
Total for Other minced	298	6,631				
Other Molluscs						
<i>Other Molluscs, Processed</i>	2,110	14,591	6.92	240	1,703	7.10
Total for Other Molluscs	2,110	14,591		240	1,703	

NETT	Jan 2011 -- Dec 2011			Month-to-Date: December - 2011		
	Weight (kg)	FOB* (\$NZ)	Value Unit	Weight (kg)	FOB* (\$NZ)	Value Unit
Cook Islands						
Other preparations						
<i>Other, Processed Other</i>	3,768	34,139	9.06			
Total for Other preparations	3,768	34,139				
Other species can, jar						
<i>Other,</i>	366	3,358	9.17			
Total for Other species can, jar	366	3,358				
Oysters, Dredge						
<i>Oysters, Chilled or Frozen</i>	290	4,919	16.96	75	628	8.37
Total for Oysters, Dredge	290	4,919		75	628	
Oysters, Pacific						
<i>Oysters, Live</i>	138	1,785	12.93			
<i>Oysters, Chilled or Frozen</i>	1,375	34,114	24.81	24	358	14.92
Total for Oysters, Pacific	1,513	35,899		24	358	
Oysters, Rock						
<i>Oysters, Chilled or Frozen</i>	375	4,004	10.68			
Total for Oysters, Rock	375	4,004				
Pastes						
<i>Other, Processed Other</i>	24	702	29.25			
Total for Pastes	24	702				
Rock Lobster						
<i>Rock Lobster, Chilled Live</i>	20	1,240	62.00			
<i>Rock Lobster, Frozen Other form</i>	255	1,731	6.79			
<i>Rock Lobster, Frozen Whole</i>	534	23,726	44.43			
Total for Rock Lobster	809	26,697				
Salmon						
<i>Finfish, Chilled Whole</i>	45	1,118	24.84			
<i>Finfish, Processed Cans or Jars, Whole</i>	12,249	74,073	6.05	45	546	12.13
Total for Salmon	12,294	75,191		45	546	
Salmon, Other						
<i>Finfish, Frozen Headed and Gutted</i>	91	2,472	27.16			
<i>Finfish, Frozen Whole</i>	95	1,007	10.60			
Total for Salmon, Other	186	3,479				
Salmon, Pacific						
<i>Finfish, Processed Smoked</i>	131	4,582	34.98			
Total for Salmon, Pacific	131	4,582				
Salmon, Sockeye						
<i>Finfish, Frozen Headed and Gutted</i>	120	3,990	33.25			
Total for Salmon, Sockeye	120	3,990				

NETT	Jan 2011 -- Dec 2011			Month-to-Date: December - 2011		
	Weight (kg)	FOB* Value (\$NZ)	Unit Value	Weight (kg)	FOB* Value (\$NZ)	Unit Value
Cook Islands						
Salmonidae						
<i>Finfish, Chilled Fillets</i>	239	9,246	38.69			
<i>Finfish, Frozen Fillets</i>	454	13,622	30.00	133	2,642	19.86
Total for Salmonidae	693	22,868		133	2,642	
Sardines						
<i>Finfish, Processed Cans or Jars, Minced</i>	921	5,904	6.41			
<i>Finfish, Processed Cans or Jars, Whole</i>	810	7,131	8.80	106	1,337	12.61
Total for Sardines	1,731	13,035		106	1,337	
Scallops						
<i>Other Molluscs, Chilled</i>	70	1,735	24.79			
<i>Other Molluscs, Frozen</i>	4,672	86,804	18.58	340	5,787	17.02
<i>Other Molluscs, Processed</i>	100	1,722	17.22			
Total for Scallops	4,842	90,261		340	5,787	
Shrimps & Prawns						
<i>Other Crustacea, Live, Chilled or Froze</i>	12,166	209,384	17.21	488	10,466	21.45
<i>Other Crustacea, Processed</i>	140	3,894	27.81			
Total for Shrimps & Prawns	12,306	213,278		488	10,466	
Snapper						
<i>Finfish, Chilled Fillets</i>	204	3,532	17.31			
<i>Finfish, Chilled Whole</i>	60	481	8.02			
<i>Finfish, Frozen Other form</i>	745	6,583	8.84			
<i>Finfish, Frozen Whole</i>	361	4,166	11.54	61	886	14.52
Total for Snapper	1,370	14,762		61	886	
Sole, Lemon						
<i>Finfish, Frozen Fillets</i>	50	287	5.74			
Total for Sole, Lemon	50	287				
Squid						
<i>Squid, Chilled Other Form</i>	630	7,098	11.27	30	774	25.80
<i>Squid, Chilled Whole/HG</i>	50	537	10.74			
<i>Squid, Frozen Other Form</i>	1,793	16,242	9.06	13	214	16.46
<i>Squid, Frozen Tubes/Steaks</i>	3,419	25,191	7.37	200	1,761	8.81
<i>Squid, Frozen Whole</i>	900	3,060	3.40			
<i>Squid, Frz Heads&Tentacles</i>	120	1,407	11.73			
<i>Squid, Other not chl/frz</i>	60	396	6.60			
Total for Squid	6,972	53,931		243	2,749	
Surimi, Other species						
<i>Finfish, Surimi Other</i>	4,771	18,961	3.97	300	1,297	4.32
Total for Surimi, Other species	4,771	18,961		300	1,297	
Tarakihi						
<i>Finfish, Frozen Fillets</i>	38	333	8.76			

<i>NETT</i>	<i>Jan 2011 -- Dec 2011</i>			<i>Month-to-Date: December - 2011</i>		
	<i>Weight (kg)</i>	<i>FOB* Value (\$NZ)</i>	<i>Unit Value</i>	<i>Weight (kg)</i>	<i>FOB* Value (\$NZ)</i>	<i>Unit Value</i>
Cook Islands						
Total for Tarakihi	38	333				
Tunas & Atlantic Bonito						
<i>Finfish, Processed Cans or Jars, Whole</i>	12,998	119,952	9.23	700	2,343	3.35
Total for Tunas & Atlantic Bonit	12,998	119,952		700	2,343	
Total for Cook Islands	106,176	1,051,983		4,498	43,739	

NETT	Jan 2011 -- Dec 2011			Month-to-Date: December - 2011		
	Weight (kg)	FOB* Value (\$NZ)	Unit Value	Weight (kg)	FOB* Value (\$NZ)	Unit Value
Cote D'Ivoire						
Barracouta						
<i>Finfish, Frozen Headed and Guttred</i>	18,120	28,329	1.56			
Total for Barracouta	18,120	28,329				
Fish prod unfit for human						
<i>Finfish, Processed Other</i>	81,000	126,385	1.56	54,000	84,049	1.56
Total for Fish prod unfit for hum	81,000	126,385		54,000	84,049	
Kahawai						
<i>Finfish, Frozen Whole</i>	333,525	403,562	1.21			
Total for Kahawai	333,525	403,562				
Mackerel, Blue						
<i>Finfish, Frozen Whole</i>	84,375	123,593	1.46			
Total for Mackerel, Blue	84,375	123,593				
Mackerel, Jack						
<i>Finfish, Frozen Whole</i>	203,140	270,622	1.33	54,000	84,049	1.56
Total for Mackerel, Jack	203,140	270,622		54,000	84,049	
Trevally						
<i>Finfish, Frozen Whole</i>	66,500	127,415	1.92			
Total for Trevally	66,500	127,415				
Total for Cote D'Ivoire	786,660	1,079,906		108,000	168,098	

<i>NETT</i>	<i>Jan 2011 -- Dec 2011</i>			<i>Month-to-Date: December - 2011</i>		
	<i>Weight (kg)</i>	<i>FOB* Value (\$NZ)</i>	<i>Unit Value</i>	<i>Weight (kg)</i>	<i>FOB* Value (\$NZ)</i>	<i>Unit Value</i>
Croatia						
Fish meal fit for human						
<i>Finfish, Processed Other</i>	263	15,955	60.67	28	2,675	95.54
Total for Fish meal fit for human	263	15,955		28	2,675	
John Dory						
<i>Finfish, Frozen Fillets</i>	800	11,699	14.62			
Total for John Dory	800	11,699				
Ling						
<i>Finfish, Frozen Fillets</i>	200	1,286	6.43			
Total for Ling	200	1,286				
Snapper						
<i>Finfish, Frozen Whole</i>	8,250	54,779	6.64			
Total for Snapper	8,250	54,779				
Squid						
<i>Squid, Frozen Whole</i>	1,002,670	2,345,913	2.34			
Total for Squid	1,002,670	2,345,913				
Total for Croatia	1,012,183	2,429,632		28	2,675	

NETT	Jan 2011 -- Dec 2011			Month-to-Date: December - 2011		
	Weight (kg)	FOB* (\$NZ)	Value Unit	Weight (kg)	FOB* (\$NZ)	Value Unit
Cyprus						
Fish cakes						
<i>Finfish, Processed Other</i>	588	2,033	3.46	588	2,033	3.46
Total for Fish cakes	588	2,033		588	2,033	
Fish fingers						
<i>Finfish, Processed Other</i>	2,685	9,214	3.43	1,996	6,925	3.47
Total for Fish fingers	2,685	9,214		1,996	6,925	
Gurnard						
<i>Finfish, Chilled Fillets</i>	10	160	16.00			
<i>Finfish, Chilled Whole</i>	21	149	7.10			
Total for Gurnard	31	309				
Hoki						
<i>Finfish, Frozen Fillets</i>	115,626	645,128	5.58	11,000	64,404	5.85
Total for Hoki	115,626	645,128		11,000	64,404	
John Dory						
<i>Finfish, Chilled Whole</i>	406	7,455	18.36			
Total for John Dory	406	7,455				
Ling						
<i>Finfish, Frozen Headed and Gutted</i>	5,710	34,002	5.95	5,710	34,002	5.95
Total for Ling	5,710	34,002		5,710	34,002	
Monkfish (Stargazer)						
<i>Finfish, Frozen Headed and Gutted</i>	260	1,093	4.20			
Total for Monkfish (Stargazer)	260	1,093				
Mussels						
<i>Mussels, HS Frozen</i>	137,051	725,336	5.29	8,723	47,358	5.43
Total for Mussels	137,051	725,336		8,723	47,358	
Other chilled finfish						
<i>Finfish, Chilled Headed and Gutted</i>	179	3,420	19.11			
Total for Other chilled finfish	179	3,420				
Other Fish Packed						
<i>Other,</i>	132,620	778,304	5.87	24,750	143,344	5.79
Total for Other Fish Packed	132,620	778,304		24,750	143,344	
Other preparations						
<i>Other, Processed Other</i>	50,333	212,962	4.23	3,265	14,792	4.53
Total for Other preparations	50,333	212,962		3,265	14,792	
Snapper						
<i>Finfish, Chilled Other form</i>	553	6,078	10.99			
<i>Finfish, Chilled Whole</i>	13,800	165,475	11.99	681	7,612	11.18

<i>NETT</i>	<i>Jan 2011 -- Dec 2011</i>			<i>Month-to-Date: December - 2011</i>		
	<i>Weight (kg)</i>	<i>FOB* Value (\$NZ)</i>	<i>Unit Value</i>	<i>Weight (kg)</i>	<i>FOB* Value (\$NZ)</i>	<i>Unit Value</i>
Cyprus						
<i>Finfish, Frozen Whole</i>	9,033	62,713	6.94			
Total for Snapper	23,386	234,266		681	7,612	
Sole, Lemon						
<i>Finfish, Frozen Whole</i>	990	6,245	6.31			
Total for Sole, Lemon	990	6,245				
Squid						
<i>Squid, Frozen Whole</i>	3,900	13,260	3.40			
Total for Squid	3,900	13,260				
Total for Cyprus	473,765	2,673,027		56,713	320,470	

<i>NETT</i>	<i>Jan 2011 -- Dec 2011</i>			<i>Month-to-Date: December - 2011</i>		
	<i>Weight (kg)</i>	<i>FOB* Value (\$NZ)</i>	<i>Unit Value</i>	<i>Weight (kg)</i>	<i>FOB* Value (\$NZ)</i>	<i>Unit Value</i>

Czech Republic

Mussels

<i>Mussels, HS Frozen</i>	20,040	113,992	5.69			
Total for Mussels	20,040	113,992				
Total for Czech Republic	20,040	113,992				

NETT	Jan 2011 -- Dec 2011			Month-to-Date: December - 2011		
	Weight (kg)	FOB* Value (\$NZ)	Unit Value	Weight (kg)	FOB* Value (\$NZ)	Unit Value
Denmark						
Finfish, fillet blocks						
<i>Finfish, Crumbed, Battered</i>	20,250	89,917	4.44	20,250	89,917	4.44
Total for Finfish, fillet blocks	20,250	89,917		20,250	89,917	
Livers and Roe						
<i>Finfish, Frozen Whole</i>	147,285	245,419	1.67			
Total for Livers and Roe	147,285	245,419				
Mussels						
<i>Mussels, HS Frozen</i>	347,206	1,799,667	5.18			
<i>Mussels, Meat Frozen</i>	10,010	37,415	3.74	10,010	37,415	3.74
<i>Mussels, Powder in capsule</i>	12,549	991,732	79.03			
Total for Mussels	369,765	2,828,814		10,010	37,415	
Orange Roughy						
<i>Finfish, Frozen Fillets</i>	2,000	33,670	16.84			
<i>Finfish, Frozen Other form</i>	3,243	33,334	10.28			
Total for Orange Roughy	5,243	67,004				
Oreo Dory, Black						
<i>Finfish, Frozen Fillets</i>	29,110	148,263	5.09			
Total for Oreo Dory, Black	29,110	148,263				
Oreo Dory, Smooth						
<i>Finfish, Frozen Fillets</i>	35,435	240,095	6.78			
Total for Oreo Dory, Smooth	35,435	240,095				
Total for Denmark	607,088	3,619,512		30,260	127,332	

<i>NETT</i>	<i>Jan 2011 -- Dec 2011</i>			<i>Month-to-Date: December - 2011</i>		
	<i>Weight (kg)</i>	<i>FOB* Value (\$NZ)</i>	<i>Unit Value</i>	<i>Weight (kg)</i>	<i>FOB* Value (\$NZ)</i>	<i>Unit Value</i>
Dominican Republic						
Mussels						
<i>Mussels, HS Frozen</i>	274,177	1,494,237	5.45	40,006	229,580	5.74
Total for Mussels	274,177	1,494,237		40,006	229,580	
Total for Dominican Republic	274,177	1,494,237		40,006	229,580	

NETT	<i>Jan 2011 -- Dec 2011</i>			<i>Month-to-Date: December - 2011</i>		
	<i>Weight (kg)</i>	<i>FOB* Value (\$NZ)</i>	<i>Unit Value</i>	<i>Weight (kg)</i>	<i>FOB* Value (\$NZ)</i>	<i>Unit Value</i>
Egypt						
Hoki						
<i>Finfish, Frozen Fillets</i>	7,002	40,931	5.85			
Total for Hoki	7,002	40,931				
Mackerel, Jack						
<i>Finfish, Frozen Whole</i>	95,420	141,890	1.49			
Total for Mackerel, Jack	95,420	141,890				
Mussels						
<i>Mussels, HS Frozen</i>	36,708	109,027	2.97			
Total for Mussels	36,708	109,027				
Other Flatfish						
<i>Finfish, Frozen Headed and Guttled</i>	4,002	24,612	6.15			
Total for Other Flatfish	4,002	24,612				
Total for Egypt	143,132	316,460				

<i>NETT</i>	<i>Jan 2011 -- Dec 2011</i>			<i>Month-to-Date: December - 2011</i>		
	<i>Weight (kg)</i>	<i>FOB* Value (\$NZ)</i>	<i>Unit Value</i>	<i>Weight (kg)</i>	<i>FOB* Value (\$NZ)</i>	<i>Unit Value</i>
Equatorial Guinea						
Mackerel, Jack						
<i>Finfish, Frozen Other form</i>	23,000	28,191	1.23			
<i>Finfish, Frozen Whole</i>	292,580	435,038	1.49	81,000	138,246	1.71
Total for Mackerel, Jack	315,580	463,229		81,000	138,246	
Total for Equatorial Guinea	315,580	463,229		81,000	138,246	

<i>NETT</i>	<i>Jan 2011 -- Dec 2011</i>			<i>Month-to-Date: December - 2011</i>		
	<i>Weight (kg)</i>	<i>FOB* Value (\$NZ)</i>	<i>Unit Value</i>	<i>Weight (kg)</i>	<i>FOB* Value (\$NZ)</i>	<i>Unit Value</i>
Estonia						
Finfish, fillet blocks						
<i>Finfish, Crumbed, Battered</i>	19,620	36,625	1.87	19,620	36,625	1.87
Total for Finfish, fillet blocks	19,620	36,625		19,620	36,625	
Finfish, minced blocks						
<i>Finfish, Processed Other</i>	167,836	289,183	1.72	19,778	31,012	1.57
Total for Finfish, minced blocks	167,836	289,183		19,778	31,012	
Other preparations						
<i>Other, Processed Other</i>	1,710	2,425	1.42			
Total for Other preparations	1,710	2,425				
Total for Estonia	189,166	328,233		39,398	67,637	

NETT	Jan 2011 -- Dec 2011			Month-to-Date: December - 2011		
	Weight (kg)	FOB* Value (\$NZ)	Unit Value	Weight (kg)	FOB* Value (\$NZ)	Unit Value
Fiji						
Anchovies						
<i>Finfish, Processed Cans or Jars, Whole</i>	5,103	17,198	3.37			
Total for Anchovies	5,103	17,198				
Cod						
<i>Finfish, Frozen Other form</i>	11,495	10,235	0.89			
Total for Cod	11,495	10,235				
Cod, Blue						
<i>Finfish, Chilled Fillets</i>	47	1,697	36.11			
Total for Cod, Blue	47	1,697				
Crab						
<i>Other Crustacea, Live, Chilled or Froze</i>	336	3,845	11.44	2	158	79.00
<i>Other Crustacea, Processed</i>	300	5,910	19.70			
Total for Crab	636	9,755		2	158	
Crustaceans						
<i>Other Crustacea, Live, Chilled or Froze</i>	132	6,934	52.53	8	388	48.50
Total for Crustaceans	132	6,934		8	388	
Eels						
<i>Finfish, Chilled Headed and Gutted</i>	2	59	29.50			
Total for Eels	2	59				
Fillet Salted or in Brine						
<i>Finfish, Processed Smoked, Dried, Salte</i>	3	120	40.00	3	120	40.00
Total for Fillet Salted or in Brine	3	120		3	120	
Fish cakes						
<i>Finfish, Processed Other</i>	9,775	28,895	2.96	1,267	2,449	1.93
Total for Fish cakes	9,775	28,895		1,267	2,449	
Fish meal fit for human						
<i>Finfish, Processed Other</i>	25,453	131,746	5.18			
Total for Fish meal fit for human	25,453	131,746				
Groper						
<i>Finfish, Chilled Fillets</i>	64	4,844	75.69			
Total for Groper	64	4,844				
Gurnard						
<i>Finfish, Chilled Whole</i>	99	2,275	22.98			
Total for Gurnard	99	2,275				
John Dory						
<i>Finfish, Chilled Whole</i>	5	123	24.60			
Total for John Dory	5	123				

<i>NETT</i>	<i>Jan 2011 -- Dec 2011</i>			<i>Month-to-Date: December - 2011</i>		
	<i>Weight (kg)</i>	<i>FOB* Value (\$NZ)</i>	<i>Unit Value</i>	<i>Weight (kg)</i>	<i>FOB* Value (\$NZ)</i>	<i>Unit Value</i>
Fiji						
Kingfish, Yellowtail						
<i>Finfish, Chilled Whole</i>	111	1,986	17.89			
Total for Kingfish, Yellowtail	111	1,986				
Mackerel, Blue						
<i>Finfish, Frozen Whole</i>	469,025	715,287	1.53	103,075	174,845	1.70
Total for Mackerel, Blue	469,025	715,287		103,075	174,845	
Mackerel, Jack						
<i>Finfish, Frozen Other form</i>	602,660	1,005,640	1.67			
<i>Finfish, Frozen Whole</i>	188,350	279,106	1.48			
Total for Mackerel, Jack	791,010	1,284,746				
Monkfish (Stargazer)						
<i>Finfish, Chilled Other form</i>	3	82	27.33			
Total for Monkfish (Stargazer)	3	82				
Mussels						
<i>Mussels, HS Frozen</i>	9,136	55,536	6.08			
<i>Mussels, Live</i>	381	1,137	2.98			
<i>Mussels, Meat Frozen</i>	1,440	9,261	6.43			
<i>Mussels, Other not L/Ch/Fz</i>	530	3,413	6.44			
<i>Mussels, Pre'ed/Marinated</i>	360	2,041	5.67			
Total for Mussels	11,847	71,388				
Octopus						
<i>Other Molluscs, Frozen Whole</i>	200	1,380	6.90			
<i>Other Molluscs, Chilled</i>	12	154	12.83			
Total for Octopus	212	1,534				
Orange Roughy						
<i>Finfish, Chilled Fillets</i>	35	1,311	37.46			
Total for Orange Roughy	35	1,311				
Other chilled finfish						
<i>Finfish, Chilled Whole</i>	20	523	26.15			
Total for Other chilled finfish	20	523				
Other clams chilled						
<i>Other Molluscs, Live, Chilled or Froze</i>	4	51	12.75			
Total for Other clams chilled	4	51				
Other Crustacea: Ch/Fzn						
<i>Other Crustacea, Live, Chilled or Froze</i>	44	4,262	96.86			
<i>Other Crustacea, Processed</i>	700	5,205	7.44			
Total for Other Crustacea: Ch/F	744	9,467				
Other Fish Packed						

<i>NETT</i>	<i>Jan 2011 -- Dec 2011</i>			<i>Month-to-Date: December - 2011</i>		
	<i>Weight (kg)</i>	<i>FOB* Value (\$NZ)</i>	<i>Unit Value</i>	<i>Weight (kg)</i>	<i>FOB* Value (\$NZ)</i>	<i>Unit Value</i>
Fiji						
<i>Other,</i>	490	2,945	6.01			
Total for Other Fish Packed	490	2,945				
Other frozen fillets						
<i>Finfish, Frozen Fillets</i>	880	4,890	5.56			
Total for Other frozen fillets	880	4,890				
Other frozen finfish						
<i>Finfish, Frozen Other form</i>	105	2,877	27.40			
Total for Other frozen finfish	105	2,877				
Other preparations						
<i>Other, Processed Other</i>	470	1,439	3.06			
Total for Other preparations	470	1,439				
Oysters, Pacific						
<i>Oysters, Live</i>	4	81	20.25			
<i>Oysters, Chilled or Frozen</i>	3,083	26,232	8.51			
Total for Oysters, Pacific	3,087	26,313				
Oysters, Rock						
<i>Oysters, Chilled or Frozen</i>	1,150	10,255	8.92			
Total for Oysters, Rock	1,150	10,255				
Rock Lobster						
<i>Rock Lobster, Frozen Other form</i>	19	2,882	151.68			
<i>Rock Lobster, Frozen Whole</i>	241	23,062	95.69			
Total for Rock Lobster	260	25,944				
Salmon						
<i>Finfish, Chilled Headed and Gutted</i>	88	2,865	32.56			
<i>Finfish, Chilled Whole</i>	46	761	16.54			
Total for Salmon	134	3,626				
Salmon, Other						
<i>Finfish, Frozen Other form</i>	4,646	85,623	18.43	45	2,223	49.40
Total for Salmon, Other	4,646	85,623		45	2,223	
Salmon, Pacific						
<i>Finfish, Processed Smoked</i>	136	5,091	37.43	17	296	17.41
Total for Salmon, Pacific	136	5,091		17	296	
Salmonidae						
<i>Finfish, Chilled Fillets</i>	196	5,811	29.65	24	850	35.42
<i>Finfish, Frozen Fillets</i>	25	979	39.16			
Total for Salmonidae	221	6,790		24	850	
Scallops						
<i>Other Molluscs, Chilled</i>	14	1,063	75.93			

NETT	Jan 2011 -- Dec 2011			Month-to-Date: December - 2011		
	Weight (kg)	FOB* (\$NZ)	Value Unit	Weight (kg)	FOB* (\$NZ)	Value Unit
Fiji						
<i>Other Molluscs, Frozen</i>	1,656	54,361	32.83			
<i>Other Molluscs, Processed</i>	200	3,083	15.42			
Total for Scallops	1,870	58,507				
Shrimps & Prawns						
<i>Other Crustacea, Live, Chilled or Froze</i>	10,267	84,580	8.24			
<i>Other Crustacea, Processed</i>	2,770	40,031	14.45			
Total for Shrimps & Prawns	13,037	124,611				
Snapper						
<i>Finfish, Chilled Whole</i>	38	1,305	34.34			
<i>Finfish, Frozen Whole</i>	28,114	31,422	1.12			
Total for Snapper	28,152	32,727				
Squid						
<i>Squid, Chilled Other Form</i>	2,350	13,739	5.85			
<i>Squid, Frozen Other Form</i>	500	3,428	6.86			
<i>Squid, Frozen Tubes/Steaks</i>	3,776	30,953	8.20	500	3,975	7.95
Total for Squid	6,626	48,120		500	3,975	
Surimi, Other species						
<i>Finfish, Surimi Other</i>	3,198	16,924	5.29			
Total for Surimi, Other species	3,198	16,924				
Tuna, Other						
<i>Finfish, Chilled Fillets</i>	63	1,845	29.29			
<i>Finfish, Processed Cans or Jars, Minced</i>	8	358	44.75			
Total for Tuna, Other	71	2,203				
Whitebait						
<i>Finfish, Chilled Whole</i>	6	781	130.17			
Total for Whitebait	6	781				
Total for Fiji	1,390,364	2,759,922		104,941	185,304	

<i>NETT</i>	<i>Jan 2011 -- Dec 2011</i>			<i>Month-to-Date: December - 2011</i>		
	<i>Weight (kg)</i>	<i>FOB* Value (\$NZ)</i>	<i>Unit Value</i>	<i>Weight (kg)</i>	<i>FOB* Value (\$NZ)</i>	<i>Unit Value</i>
Finland						
Mussels						
<i>Mussels, Freeze-dried pwd</i>	900	33,159	36.84			
Total for Mussels	900	33,159				
Total for Finland	900	33,159				

NETT	Jan 2011 -- Dec 2011			Month-to-Date: December - 2011		
	Weight (kg)	FOB* Value (\$NZ)	Unit Value	Weight (kg)	FOB* Value (\$NZ)	Unit Value
France						
Cod, Red						
<i>Finfish, Frozen Fillets</i>	19,320	136,479	7.06	465	3,019	6.49
Total for Cod, Red	19,320	136,479		465	3,019	
Crustaceans						
<i>Other Crustacea, Processed</i>	5,000	120,791	24.16	5,000	120,791	24.16
Total for Crustaceans	5,000	120,791		5,000	120,791	
Eels						
<i>Finfish, Frozen Other form</i>	18,816	263,974	14.03			
Total for Eels	18,816	263,974				
Finfish, fillet blocks						
<i>Finfish, Crumbed, Battered</i>	2,160,968	9,095,118	4.21	182,250	759,675	4.17
Total for Finfish, fillet blocks	2,160,968	9,095,118		182,250	759,675	
Finfish, minced blocks						
<i>Finfish, Processed Other</i>	343,560	633,008	1.84	75,945	143,217	1.89
Total for Finfish, minced blocks	343,560	633,008		75,945	143,217	
Finfish, other fish meat						
<i>Finfish, Processed Other</i>	8,160	26,017	3.19			
Total for Finfish, other fish meat	8,160	26,017				
Fish prod unfit for human						
<i>Finfish, Processed Other</i>	48,120	317,476	6.60	10,190	66,971	6.57
Total for Fish prod unfit for hum	48,120	317,476		10,190	66,971	
Groper						
<i>Finfish, Chilled Whole</i>	7	92	13.14			
Total for Groper	7	92				
Gurnard						
<i>Finfish, Chilled Whole</i>	12	110	9.17			
Total for Gurnard	12	110				
Hoki						
<i>Finfish, Frozen Fillets</i>	2,844,670	13,524,284	4.75	285,553	1,328,607	4.65
<i>Finfish, Frozen Other form</i>	501,683	1,673,680	3.34			
Total for Hoki	3,346,353	15,197,964		285,553	1,328,607	
John Dory						
<i>Finfish, Chilled Headed and Gutted</i>	263	4,546	17.29			
<i>Finfish, Chilled Whole</i>	902	8,553	9.48			
Total for John Dory	1,165	13,099				
Kingfish, Yellowtail						
<i>Finfish, Chilled Whole</i>	10	118	11.80			

NETT	Jan 2011 -- Dec 2011			Month-to-Date: December - 2011		
	Weight (kg)	FOB* Value (\$NZ)	Unit Value	Weight (kg)	FOB* Value (\$NZ)	Unit Value
France						
Total for Kingfish, Yellowtail	10	118				
Mackerel, Blue						
Finfish, Frozen Whole	15,230	27,919	1.83	7,000	13,168	1.88
Total for Mackerel, Blue	15,230	27,919		7,000	13,168	
Mackerel, Jack						
Finfish, Frozen Whole	81,000	97,614	1.21			
Total for Mackerel, Jack	81,000	97,614				
Monkfish (Stargazer)						
Finfish, Chilled Whole	150	2,475	16.50			
Total for Monkfish (Stargazer)	150	2,475				
Mussels						
Mussels, Freeze-dried pwd	10,190	532,078	52.22	3,000	157,191	52.40
Mussels, HS Frozen	599,393	3,215,514	5.36	95,607	508,147	5.31
Mussels, Meat Frozen	10	4	0.40			
Total for Mussels	609,593	3,747,596		98,607	665,338	
Orange Roughy						
Finfish, Frozen Fillets	43,925	924,895	21.06	18,000	385,183	21.40
Total for Orange Roughy	43,925	924,895		18,000	385,183	
Oreo Dory, Smooth						
Finfish, Frozen Fillets	99,950	697,781	6.98	52,765	364,623	6.91
Total for Oreo Dory, Smooth	99,950	697,781		52,765	364,623	
Other chilled finfish						
Finfish, Chilled Whole	48	576	12.00			
Total for Other chilled finfish	48	576				
Other frozen finfish						
Finfish, Frozen Other form	625	2,417	3.87			
Finfish, Frozen Whole	3,000	23,099	7.70			
Total for Other frozen finfish	3,625	25,516				
Other Molluscs						
Other Molluscs, Live, Chilled or Frozen	1,300	109,889	84.53	500	40,923	81.85
Total for Other Molluscs	1,300	109,889		500	40,923	
Paua						
Other Molluscs, Processed	3,202	214,287	66.92			
Total for Paua	3,202	214,287				
Rays & Skates						
Finfish, Frozen Fillets	20,230	83,496	4.13			
Total for Rays & Skates	20,230	83,496				

NETT	Jan 2011 -- Dec 2011			Month-to-Date: December - 2011		
	Weight (kg)	FOB* (\$NZ)	Value Unit	Weight (kg)	FOB* (\$NZ)	Value Unit
France						
Shrimps & Prawns						
<i>Other Crustacea, Live, Chilled or Froze</i>	510	20,114	39.44			
Total for Shrimps & Prawns	510	20,114				
Snapper						
<i>Finfish, Chilled Other form</i>	12	140	11.67			
<i>Finfish, Chilled Whole</i>	2,400	18,746	7.81			
<i>Finfish, Frozen Whole</i>	1,000	9,386	9.39			
Total for Snapper	3,412	28,272				
Spiny Dogfish						
<i>Finfish, Frozen Other form</i>	5,900	23,281	3.95			
Total for Spiny Dogfish	5,900	23,281				
Trevally						
<i>Finfish, Chilled Whole</i>	12	120	10.00			
<i>Finfish, Frozen Fillets</i>	8,000	19,626	2.45			
<i>Finfish, Frozen Whole</i>	409,300	808,417	1.98	26,150	50,646	1.94
Total for Trevally	417,312	828,163		26,150	50,646	
Tuna, Albacore/Longfinned						
<i>Finfish, Frozen Whole</i>	348,850	1,537,013	4.41			
Total for Tuna, Albacore/Longfi	348,850	1,537,013				
Total for France	7,605,728	34,173,133		762,425	3,942,161	

<i>NETT</i>	<i>Jan 2011 -- Dec 2011</i>			<i>Month-to-Date: December - 2011</i>		
	<i>Weight (kg)</i>	<i>FOB* Value (\$NZ)</i>	<i>Unit Value</i>	<i>Weight (kg)</i>	<i>FOB* Value (\$NZ)</i>	<i>Unit Value</i>
French Polynesia						
Alfonsino						
<i>Finfish, Frozen Whole</i>	71	2,209	31.11	25	619	24.76
Total for Alfonsino	71	2,209		25	619	
Cockles						
<i>Other Molluscs, Live, Chilled or Frozen</i>	2,119	9,930	4.69	1,000	4,794	4.79
Total for Cockles	2,119	9,930		1,000	4,794	
Cod, Red						
<i>Finfish, Frozen Fillets</i>	25	185	7.40			
Total for Cod, Red	25	185				
Crab						
<i>Other Crustacea, Processed</i>	1,550	10,140	6.54	550	2,101	3.82
Total for Crab	1,550	10,140		550	2,101	
Fish cakes						
<i>Finfish, Processed Other</i>	13,084	74,215	5.67			
Total for Fish cakes	13,084	74,215				
Fish fingers						
<i>Finfish, Processed Other</i>	240	1,334	5.56			
Total for Fish fingers	240	1,334				
Fish meal fit for human						
<i>Finfish, Processed Other</i>	20	308	15.40			
Total for Fish meal fit for human	20	308				
Flounder						
<i>Finfish, Chilled Other form</i>	804	8,628	10.73	194	2,090	10.77
<i>Finfish, Chilled Whole</i>	2,065	27,629	13.38	67	1,088	16.24
<i>Finfish, Frozen Headed and Gutted</i>	60	516	8.60			
Total for Flounder	2,929	36,773		261	3,178	
Groper						
<i>Finfish, Chilled Whole</i>	44	437	9.93	17	181	10.65
Total for Groper	44	437		17	181	
Gurnard						
<i>Finfish, Chilled Fillets</i>	10	220	22.00			
<i>Finfish, Chilled Whole</i>	19	154	8.11			
Total for Gurnard	29	374				
Hoki						
<i>Finfish, Frozen Fillets</i>	27,464	225,730	8.22	944	8,033	8.51
Total for Hoki	27,464	225,730		944	8,033	
John Dory						

NETT	Jan 2011 -- Dec 2011			Month-to-Date: December - 2011		
	Weight (kg)	FOB* (\$NZ)	Value Unit Value	Weight (kg)	FOB* (\$NZ)	Value Unit Value
French Polynesia						
<i>Finfish, Chilled Fillets</i>	10	326	32.60			
<i>Finfish, Chilled Whole</i>	21	241	11.48			
Total for John Dory	31	567				
Kingfish, Yellowtail						
<i>Finfish, Chilled Whole</i>	30	342	11.40			
Total for Kingfish, Yellowtail	30	342				
Livers and Roe						
<i>Finfish, Chilled Whole</i>	147	2,893	19.68	78	1,267	16.24
Total for Livers and Roe	147	2,893		78	1,267	
Mackerel						
<i>Finfish, Processed Smoked</i>	42	1,521	36.21			
Total for Mackerel	42	1,521				
Monkfish (Stargazer)						
<i>Finfish, Frozen Fillets</i>	50	625	12.50			
Total for Monkfish (Stargazer)	50	625				
Mussels						
<i>Mussels, Crumbed, Battered</i>	210	1,402	6.68			
<i>Mussels, HS Frozen</i>	19,289	120,028	6.22	2,292	13,987	6.10
<i>Mussels, Live</i>	16,877	52,167	3.09	8,196	24,892	3.04
<i>Mussels, Smoked</i>	144	5,998	41.65			
<i>Mussels, Whole Chilled</i>	1,307	5,570	4.26	1,226	4,253	3.47
<i>Mussels, Whole Frozen</i>	57,789	210,152	3.64	8,846	45,172	5.11
Total for Mussels	95,616	395,317		20,560	88,304	
Octopus						
<i>Other Molluscs, Frozen Whole</i>	2,380	17,073	7.17	100	742	7.42
Total for Octopus	2,380	17,073		100	742	
Orange Roughy						
<i>Finfish, Chilled Fillets</i>	200	4,527	22.64			
Total for Orange Roughy	200	4,527				
Other chilled fillets						
<i>Finfish, Chilled Fillets</i>	45	1,466	32.58			
Total for Other chilled fillets	45	1,466				
Other chilled finfish						
<i>Finfish, Chilled Whole</i>	114	1,354	11.88			
Total for Other chilled finfish	114	1,354				
Other clams chilled						
<i>Other Molluscs, Live, Chilled or Frozen</i>	68	162	2.38	68	162	2.38
Total for Other clams chilled	68	162		68	162	

<i>NETT</i>	<i>Jan 2011 -- Dec 2011</i>			<i>Month-to-Date: December - 2011</i>		
	<i>Weight (kg)</i>	<i>FOB* Value (\$NZ)</i>	<i>Unit Value</i>	<i>Weight (kg)</i>	<i>FOB* Value (\$NZ)</i>	<i>Unit Value</i>
French Polynesia						
Other Crawfish, frozen						
<i>Other,</i>	344	2,868	8.34			
Total for Other Crawfish, frozen	344	2,868				
Other dried finfish						
<i>Other,</i>	11	755	68.64			
Total for Other dried finfish	11	755				
Other Fish Packed						
<i>Other,</i>	1,785	9,920	5.56	210	1,219	5.80
Total for Other Fish Packed	1,785	9,920		210	1,219	
Other Flatfish						
<i>Finfish, Frozen Headed and Guttled</i>	200	938	4.69	200	938	4.69
<i>Finfish, Frozen Other form</i>	100	614	6.14			
Total for Other Flatfish	300	1,552		200	938	
Other frozen fillets						
<i>Finfish, Frozen Fillets</i>	21,172	107,854	5.09	1,420	6,986	4.92
Total for Other frozen fillets	21,172	107,854		1,420	6,986	
Other minced						
<i>Finfish, Processed Packed</i>	1,613	15,185	9.41			
Total for Other minced	1,613	15,185				
Other Molluscs						
<i>Other Molluscs, Live, Chilled or Frozen</i>	630	2,872	4.56	190	1,246	6.56
Total for Other Molluscs	630	2,872		190	1,246	
Other preparations						
<i>Other, Processed Other</i>	3,277	22,198	6.77	612	3,870	6.32
Total for Other preparations	3,277	22,198		612	3,870	
Oysters, Dredge						
<i>Oysters, Live</i>	8,430	84,660	10.04	7,990	80,600	10.09
<i>Oysters, Chilled or Frozen</i>	33,740	322,229	9.55	7,290	73,032	10.02
Total for Oysters, Dredge	42,170	406,889		15,280	153,632	
Oysters, Pacific						
<i>Oysters, Live</i>	1,837	18,741	10.20	1,490	15,048	10.10
<i>Oysters, Chilled or Frozen</i>	34,481	307,881	8.93	5,185	43,823	8.45
Total for Oysters, Pacific	36,318	326,622		6,675	58,871	
Oysters, Rock						
<i>Oysters, Chilled or Frozen</i>	35,700	398,579	11.16	7,230	81,798	11.31
Total for Oysters, Rock	35,700	398,579		7,230	81,798	
Rays & Skates						

NETT	Jan 2011 -- Dec 2011			Month-to-Date: December - 2011		
	Weight (kg)	FOB* (\$NZ)	Value Unit	Weight (kg)	FOB* (\$NZ)	Value Unit
French Polynesia						
<i>Finfish, Frozen Fillets</i>	40	238	5.95			
Total for Rays & Skates	40	238				
Rock Lobster						
<i>Rock Lobster, Chilled Live</i>	415	32,532	78.39	204	16,844	82.57
<i>Rock Lobster, Frozen Whole</i>	100	4,514	45.14			
Total for Rock Lobster	515	37,046		204	16,844	
Salmon						
<i>Finfish, Chilled Headed and Gutted</i>	651	10,890	16.73			
<i>Finfish, Chilled Other form</i>	2,959	65,080	21.99	857	18,481	21.56
<i>Finfish, Chilled Whole</i>	10,045	170,895	17.01	1,796	30,064	16.74
<i>Finfish, Processed Packed</i>	50	3,449	68.98	10	622	62.20
Total for Salmon	13,705	250,314		2,663	49,167	
Salmon, Other						
<i>Finfish, Frozen Headed and Gutted</i>	157	2,668	16.99	157	2,668	16.99
<i>Finfish, Frozen Whole</i>	16	103	6.44			
Total for Salmon, Other	173	2,771		157	2,668	
Salmon, Pacific						
<i>Finfish, Processed Smoked</i>	3,117	177,620	56.98	1,034	54,634	52.84
Total for Salmon, Pacific	3,117	177,620		1,034	54,634	
Salmon, Sockeye						
<i>Finfish, Frozen Other form</i>	128	4,137	32.32			
Total for Salmon, Sockeye	128	4,137				
Salmonidae						
<i>Finfish, Chilled Fillets</i>	6,426	150,662	23.45	190	4,566	24.03
<i>Finfish, Frozen Fillets</i>	2,492	55,475	22.26			
Total for Salmonidae	8,918	206,137		190	4,566	
Scallops						
<i>Other Molluscs, Live</i>	12,495	38,345	3.07	8,535	26,201	3.07
<i>Other Molluscs, Frozen</i>	6,604	117,336	17.77	600	12,607	21.01
Total for Scallops	19,099	155,681		9,135	38,808	
Shrimps & Prawns						
<i>Other Crustacea, Live, Chilled or Froze</i>	6,200	102,417	16.52	150	1,927	12.85
<i>Other Crustacea, Processed</i>	730	12,231	16.75			
Total for Shrimps & Prawns	6,930	114,648		150	1,927	
Snapper						
<i>Finfish, Chilled Fillets</i>	2,030	28,605	14.09	306	3,919	12.81
<i>Finfish, Chilled Other form</i>	20	245	12.25			
<i>Finfish, Chilled Whole</i>	791	9,661	12.21	23	284	12.35
Total for Snapper	2,841	38,511		329	4,203	

NETT	Jan 2011 -- Dec 2011			Month-to-Date: December - 2011		
	Weight (kg)	FOB* (\$NZ)	Value Unit Value	Weight (kg)	FOB* (\$NZ)	Value Unit Value
French Polynesia						
Sole						
<i>Finfish, Frozen Other form</i>	150	707	4.71			
<i>Finfish, Frozen Whole</i>	410	2,213	5.40			
Total for Sole	560	2,920				
Sole, Lemon						
<i>Finfish, Frozen Headed and Guttled</i>	400	185	0.46			
<i>Finfish, Frozen Whole</i>	200	1,352	6.76			
Total for Sole, Lemon	600	1,537				
Sole, New Zealand						
<i>Finfish, Frozen Whole</i>	2,470	14,478	5.86	100	602	6.02
Total for Sole, New Zealand	2,470	14,478		100	602	
Squid						
<i>Squid, Frozen Tubes/Steaks</i>	5,450	40,349	7.40	160	1,137	7.11
<i>Squid, Frozen Whole</i>	30	1,438	47.93			
Total for Squid	5,480	41,787		160	1,137	
Surimi, Other species						
<i>Finfish, Surimi Other</i>	25,650	129,833	5.06	5,200	25,243	4.85
Total for Surimi, Other species	25,650	129,833		5,200	25,243	
Trevally						
<i>Finfish, Chilled Whole</i>	226	2,002	8.86			
Total for Trevally	226	2,002				
Total for French Polynesia	380,070	3,262,436		74,742	617,740	

NETT	Jan 2011 -- Dec 2011			Month-to-Date: December - 2011		
	Weight (kg)	FOB* Value (\$NZ)	Unit Value	Weight (kg)	FOB* Value (\$NZ)	Unit Value

Georgia

Alfonsino

<i>Finfish, Frozen Other form</i>	816	3,507	4.30			
<i>Finfish, Frozen Whole</i>	4,910	14,394	2.93			
Total for Alfonsino	5,726	17,901				

Barracouta

<i>Finfish, Frozen Fillets</i>	1,000	2,427	2.43			
<i>Finfish, Frozen Headed and Guttred</i>	4,440	6,691	1.51			
Total for Barracouta	5,440	9,118				

Cardinal Fish

<i>Finfish, Frozen Headed and Guttred</i>	50,331	200,294	3.98			
Total for Cardinal Fish	50,331	200,294				

Fish prod unfit for human

<i>Finfish, Processed Other</i>	16,379	65,486	4.00			
Total for Fish prod unfit for hum	16,379	65,486				

Ghostshark

<i>Finfish, Frozen Headed and Guttred</i>	144	324	2.25			
Total for Ghostshark	144	324				

Hoki

<i>Finfish, Frozen Headed and Guttred</i>	28,140	62,291	2.21			
<i>Finfish, Frozen Other form</i>	8,010	17,491	2.18			
Total for Hoki	36,150	79,782				

Kahawai

<i>Finfish, Frozen Whole</i>	20	64	3.20			
Total for Kahawai	20	64				

Ling

<i>Finfish, Frozen Headed and Guttred</i>	195	884	4.53			
Total for Ling	195	884				

Mackerel, Blue

<i>Finfish, Frozen Whole</i>	129,000	214,367	1.66			
Total for Mackerel, Blue	129,000	214,367				

Mackerel, Jack

<i>Finfish, Frozen Headed and Guttred</i>	811,996	1,442,263	1.78			
<i>Finfish, Frozen Other form</i>	1,464,600	2,714,732	1.85	46,000	136,402	2.97
<i>Finfish, Frozen Whole</i>	16,800	28,188	1.68			
Total for Mackerel, Jack	2,293,396	4,185,183		46,000	136,402	

Monkfish (Stargazer)

<i>Finfish, Frozen Headed and Guttred</i>	96	170	1.77			
Total for Monkfish (Stargazer)	96	170				

NETT	Jan 2011 -- Dec 2011			Month-to-Date: December - 2011		
	Weight (kg)	FOB* Value (\$NZ)	Unit Value	Weight (kg)	FOB* Value (\$NZ)	Unit Value
Georgia						
Mussels						
<i>Mussels, HS Frozen</i>	688	3,719	5.41			
<i>Mussels, Meat Frozen</i>	324	2,134	6.59			
Total for Mussels	1,012	5,853				
Oreo Dory, Black						
<i>Finfish, Frozen Headed and Guttled</i>	1,298	2,944	2.27			
Total for Oreo Dory, Black	1,298	2,944				
Oreo Dory, Other						
<i>Finfish, Frozen Headed and Guttled</i>	40,811	76,769	1.88			
Total for Oreo Dory, Other	40,811	76,769				
Other Dogfish/Shark						
<i>Finfish, Frozen Other form</i>	168	230	1.37			
Total for Other Dogfish/Shark	168	230				
Other frozen finfish						
<i>Finfish, Frozen Headed and Guttled</i>	7,680	20,207	2.63			
<i>Finfish, Frozen Other form</i>	27,584	56,807	2.06			
<i>Finfish, Frozen Whole</i>	41,320	111,306	2.69			
Total for Other frozen finfish	76,584	188,320				
Sardines						
<i>Finfish, Frozen Headed and Guttled</i>	25,920	34,640	1.34			
Total for Sardines	25,920	34,640				
Sea Perch						
<i>Finfish, Frozen Whole</i>	936	1,252	1.34			
Total for Sea Perch	936	1,252				
Southern Blue Whiting						
<i>Finfish, Frozen Headed and Guttled</i>	528	1,054	2.00			
<i>Finfish, Frozen Other form</i>	4,342	5,348	1.23			
Total for Southern Blue Whiting	4,870	6,402				
Squid						
<i>Squid, Frozen Whole</i>	52	125	2.40			
Total for Squid	52	125				
Warehou, Silver						
<i>Finfish, Frozen Headed and Guttled</i>	26,279	103,699	3.95			
Total for Warehou, Silver	26,279	103,699				
Total for Georgia	2,714,807	5,193,807		46,000	136,402	

NETT	Jan 2011 -- Dec 2011			Month-to-Date: December - 2011		
	Weight (kg)	FOB* Value (\$NZ)	Unit Value	Weight (kg)	FOB* Value (\$NZ)	Unit Value
Germany						
Bluenose						
<i>Finfish, Chilled Fillets</i>	11	321	29.18			
<i>Finfish, Chilled Whole</i>	55	495	9.00			
Total for Bluenose	66	816				
Cod						
<i>Finfish, Chilled Whole</i>	44	411	9.34			
<i>Finfish, Frozen Headed and Guttred</i>	6	58	9.67			
Total for Cod	50	469				
Cod, Blue						
<i>Finfish, Chilled Fillets</i>	21	245	11.67			
Total for Cod, Blue	21	245				
Crustn, Molluscs extract						
<i>Other Crustacea, Processed</i>	240	935,746	3898.94			
<i>Other Crustacea, Processed Extracts</i>	659	2,127,055	3227.70			
Total for Crustn, Molluscs extra	899	3,062,801				
Dogfish and Other Sharks						
<i>Finfish, Chilled Whole</i>	117	1,057	9.03			
Total for Dogfish and Other Sha	117	1,057				
Eels						
<i>Finfish, Frozen Headed and Guttred</i>	31,075	189,951	6.11			
<i>Finfish, Frozen Other form</i>	31,272	186,099	5.95			
<i>Finfish, Frozen Whole</i>	6,480	59,192	9.13			
Total for Eels	68,827	435,242				
Elephant Fish						
<i>Finfish, Chilled Fillets</i>	5	80	16.00			
Total for Elephant Fish	5	80				
Finfish, fillet blocks						
<i>Finfish, Crumbed, Battered</i>	1,830,320	7,960,606	4.35	60,750	276,611	4.55
Total for Finfish, fillet blocks	1,830,320	7,960,606		60,750	276,611	
Finfish, minced blocks						
<i>Finfish, Processed Other</i>	366,166	705,281	1.93			
Total for Finfish, minced blocks	366,166	705,281				
Fish Flours,meals,pellets						
<i>Finfish, Processed Flours,meals,pellets</i>	14,400	91,324	6.34			
Total for Fish Flours,meals,pell	14,400	91,324				
Fish meal fit for human						
<i>Finfish, Processed Other</i>	950	38,423	40.45			
Total for Fish meal fit for human	950	38,423				

NETT	Jan 2011 -- Dec 2011			Month-to-Date: December - 2011		
	Weight (kg)	FOB* (\$NZ)	Value Unit Value	Weight (kg)	FOB* (\$NZ)	Value Unit Value
Germany						
Groper						
<i>Finfish, Chilled Fillets</i>	26	783	30.12			
<i>Finfish, Chilled Whole</i>	645	8,076	12.52	60	736	12.27
<i>Finfish, Frozen Fillets</i>	25	419	16.76			
Total for Groper	696	9,278		60	736	
Gurnard						
<i>Finfish, Chilled Fillets</i>	120	1,907	15.89			
<i>Finfish, Chilled Whole</i>	2,528	24,339	9.63	232	2,340	10.09
<i>Finfish, Frozen Fillets</i>	1,500	8,214	5.48			
Total for Gurnard	4,148	34,460		232	2,340	
Hake						
<i>Finfish, Frozen Fillets</i>	6,630	65,883	9.94	2,040	20,653	10.12
Total for Hake	6,630	65,883		2,040	20,653	
Hoki						
<i>Finfish, Frozen Fillets</i>	724,645	3,766,568	5.20	13,976	84,666	6.06
<i>Finfish, Frozen Other form</i>	95,175	178,696	1.88			
Total for Hoki	819,820	3,945,264		13,976	84,666	
John Dory						
<i>Finfish, Chilled Fillets</i>	716	20,433	28.54	186	5,179	27.84
<i>Finfish, Chilled Whole</i>	6,517	84,972	13.04	839	10,747	12.81
Total for John Dory	7,233	105,405		1,025	15,926	
Kingfish, Yellowtail						
<i>Finfish, Chilled Headed and Guttled</i>	17	247	14.53			
<i>Finfish, Chilled Whole</i>	2,465	29,626	12.02	141	1,687	11.96
Total for Kingfish, Yellowtail	2,482	29,873		141	1,687	
Ling						
<i>Finfish, Chilled Fillets</i>	2	34	17.00			
<i>Finfish, Frozen Fillets</i>	15,444	160,393	10.39	3,958	43,944	11.10
Total for Ling	15,446	160,427		3,958	43,944	
Monkfish (Stargazer)						
<i>Finfish, Frozen Fillets</i>	5,630	52,918	9.40	850	8,089	9.52
Total for Monkfish (Stargazer)	5,630	52,918		850	8,089	
Mussels						
<i>Mussels, Freeze-dried pwd</i>	118,349	5,454,327	46.09	21,570	548,526	25.43
<i>Mussels, HS Frozen</i>	810,986	4,602,945	5.68	78,988	444,910	5.63
<i>Mussels, Meat Frozen</i>	23,120	124,699	5.39			
<i>Mussels, Powder in capsule</i>	180	16,783	93.24			
<i>Mussels, Pre'd/Marinated</i>	6,000	25,499	4.25			
<i>Mussels, Whole Frozen</i>	8,830	25,166	2.85	4,830	13,766	2.85
Total for Mussels	967,465	10,249,419		105,388	1,007,202	

NETT	Jan 2011 -- Dec 2011			Month-to-Date: December - 2011		
	Weight (kg)	FOB* Value (\$NZ)	Unit Value	Weight (kg)	FOB* Value (\$NZ)	Unit Value
Germany						
Orange Roughy						
<i>Finfish, Frozen Fillets</i>	10,345	182,943	17.68			
Total for Orange Roughy	10,345	182,943				
Oreo Dory, Smooth						
<i>Finfish, Frozen Fillets</i>	32,995	261,576	7.93	2,500	20,663	8.27
Total for Oreo Dory, Smooth	32,995	261,576		2,500	20,663	
Other chilled fillets						
<i>Finfish, Chilled Fillets</i>	10	221	22.10			
Total for Other chilled fillets	10	221				
Other chilled finfish						
<i>Finfish, Chilled Other form</i>	10	87	8.70			
<i>Finfish, Chilled Whole</i>	7,058	89,359	12.66	932	11,986	12.86
Total for Other chilled finfish	7,068	89,446		932	11,986	
Other clams chilled						
<i>Other Molluscs, Live, Chilled or Frozen</i>	40	42	1.05			
Total for Other clams chilled	40	42				
Other clams frozen						
<i>Other Molluscs, Live, Chilled or Frozen</i>	2,580	17,140	6.64			
Total for Other clams frozen	2,580	17,140				
Other Fish Packed						
<i>Other,</i>	1,000	6,352	6.35	500	3,117	6.23
Total for Other Fish Packed	1,000	6,352		500	3,117	
Other frozen fillets						
<i>Finfish, Frozen Fillets</i>	16,428	149,363	9.09	5,215	51,294	9.84
Total for Other frozen fillets	16,428	149,363		5,215	51,294	
Other frozen finfish						
<i>Finfish, Frozen Other form</i>	2,000	7,875	3.94	2,000	7,875	3.94
Total for Other frozen finfish	2,000	7,875		2,000	7,875	
Other Molluscs						
<i>Other Molluscs, Live, Chilled or Frozen</i>	30,158	130,062	4.31	1,908	8,270	4.33
Total for Other Molluscs	30,158	130,062		1,908	8,270	
Patagonian Toothfish						
<i>Finfish, Frozen Other form</i>	4,026	100,425	24.94			
Total for Patagonian Toothfish	4,026	100,425				
Rays & Skates						
<i>Finfish, Frozen Fillets</i>	1,500	6,432	4.29			
Total for Rays & Skates	1,500	6,432				

NETT	Jan 2011 -- Dec 2011			Month-to-Date: December - 2011		
	Weight (kg)	FOB* (\$NZ)	Unit Value	Weight (kg)	FOB* (\$NZ)	Unit Value
Germany						
Rock Lobster						
<i>Rock Lobster, Chilled Live</i>	21	1,688	80.38			
Total for Rock Lobster	21	1,688				
Salmon						
<i>Finfish, Chilled Whole</i>	1,088	16,606	15.26			
Total for Salmon	1,088	16,606				
Salmonidae						
<i>Finfish, Frozen Fillets</i>	21	639	30.43			
Total for Salmonidae	21	639				
Shrimps & Prawns						
<i>Other Crustacea, Live, Chilled or Froze</i>	11,100	415,103	37.40	1,800	67,381	37.43
Total for Shrimps & Prawns	11,100	415,103		1,800	67,381	
Snapper						
<i>Finfish, Chilled Fillets</i>	262	6,903	26.35	134	3,546	26.46
<i>Finfish, Chilled Other form</i>	2,779	34,213	12.31			
<i>Finfish, Chilled Whole</i>	11,057	135,778	12.28	1,120	13,315	11.89
Total for Snapper	14,098	176,894		1,254	16,861	
Sole, Lemon						
<i>Finfish, Chilled Fillets</i>	285	3,227	11.32	10	39	3.90
<i>Finfish, Chilled Other form</i>	840	5,741	6.83	10	39	3.90
<i>Finfish, Frozen Whole</i>	500	3,097	6.19			
Total for Sole, Lemon	1,625	12,065		20	78	
Sole, New Zealand						
<i>Finfish, Chilled Fillets</i>	5	115	23.00			
Total for Sole, New Zealand	5	115				
Spiny Dogfish						
<i>Finfish, Frozen Other form</i>	19,268	60,381	3.13			
Total for Spiny Dogfish	19,268	60,381				
Spotted Dogfish (Rig)						
<i>Finfish, Chilled Fillets</i>	3	48	16.00			
Total for Spotted Dogfish (Rig)	3	48				
Squid						
<i>Squid, Frozen Other Form</i>	4,005	26,555	6.63	1,500	6,522	4.35
<i>Squid, Frozen Tubes/Steaks</i>	9,390	75,911	8.08	3,000	26,333	8.78
<i>Squid, Frozen Whole</i>	2,010	9,681	4.82			
Total for Squid	15,405	112,147		4,500	32,855	
Tarakihi						
<i>Finfish, Chilled Fillets</i>	3	47	15.67			

<i>NETT</i>	<i>Jan 2011 -- Dec 2011</i>			<i>Month-to-Date: December - 2011</i>		
	<i>Weight (kg)</i>	<i>FOB* Value (\$NZ)</i>	<i>Unit Value</i>	<i>Weight (kg)</i>	<i>FOB* Value (\$NZ)</i>	<i>Unit Value</i>
Germany						
<i>Finfish, Chilled Whole</i>	1,530	14,020	9.16	132	1,247	9.45
Total for Tarakihi	1,533	14,067		132	1,247	
Trevally						
<i>Finfish, Chilled Fillets</i>	39	624	16.00			
<i>Finfish, Chilled Whole</i>	906	9,652	10.65	29	305	10.52
Total for Trevally	945	10,276		29	305	
Total for Germany	4,284,633	28,721,177		209,210	1,683,786	

<i>NETT</i>	<i>Jan 2011 -- Dec 2011</i>			<i>Month-to-Date: December - 2011</i>		
	<i>Weight (kg)</i>	<i>FOB* Value (\$NZ)</i>	<i>Unit Value</i>	<i>Weight (kg)</i>	<i>FOB* Value (\$NZ)</i>	<i>Unit Value</i>
Ghana						
Mackerel, Blue						
<i>Finfish, Frozen Whole</i>	675,000	1,156,793	1.71	243,000	425,623	1.75
Total for Mackerel, Blue	675,000	1,156,793		243,000	425,623	
Mackerel, Jack						
<i>Finfish, Frozen Whole</i>	946,780	1,354,987	1.43			
Total for Mackerel, Jack	946,780	1,354,987				
Total for Ghana	1,621,780	2,511,780		243,000	425,623	

NETT	Jan 2011 -- Dec 2011			Month-to-Date: December - 2011		
	Weight (kg)	FOB* (\$NZ)	Value Unit Value	Weight (kg)	FOB* (\$NZ)	Value Unit Value

Greece

Fish prod unfit for human

<i>Finfish, Processed Other</i>	5	1,200	240.00	5	1,200	240.00
Total for Fish prod unfit for hum	5	1,200		5	1,200	

Groper

<i>Finfish, Chilled Whole</i>	12	168	14.00			
Total for Groper	12	168				

Gurnard

<i>Finfish, Chilled Fillets</i>	62	433	6.98			
<i>Finfish, Chilled Whole</i>	842	6,402	7.60	10	70	7.00
Total for Gurnard	904	6,835		10	70	

John Dory

<i>Finfish, Chilled Whole</i>	61	799	13.10			
Total for John Dory	61	799				

Kingfish, Yellowtail

<i>Finfish, Chilled Headed and Gutted</i>	20	195	9.75			
Total for Kingfish, Yellowtail	20	195				

Mussels

<i>Mussels, HS Frozen</i>	140,585	708,552	5.04			
<i>Mussels, Meat Frozen</i>	21,534	134,494	6.25			
Total for Mussels	162,119	843,046				

Other chilled finfish

<i>Finfish, Chilled Headed and Gutted</i>	282	3,950	14.01			
<i>Finfish, Chilled Whole</i>	355	4,091	11.52	86	1,200	13.95
Total for Other chilled finfish	637	8,041		86	1,200	

Snapper

<i>Finfish, Chilled Other form</i>	2,386	28,366	11.89			
<i>Finfish, Chilled Whole</i>	19,814	210,828	10.64	107	1,122	10.49
Total for Snapper	22,200	239,194		107	1,122	

Sole, Lemon

<i>Finfish, Frozen Whole</i>	30	68	2.27			
Total for Sole, Lemon	30	68				

Southern Blue Whiting

<i>Finfish, Frozen Other form</i>	27,000	60,454	2.24			
Total for Southern Blue Whiting	27,000	60,454				

Squid

<i>Squid, Frozen HG</i>	6,006	37,209	6.20			
<i>Squid, Frozen Whole</i>	4,457,433	14,585,422	3.27			
Total for Squid	4,463,439	14,622,631				

<i>NETT</i>	<i>Jan 2011 -- Dec 2011</i>			<i>Month-to-Date: December - 2011</i>		
	<i>Weight (kg)</i>	<i>FOB* Value (\$NZ)</i>	<i>Unit Value</i>	<i>Weight (kg)</i>	<i>FOB* Value (\$NZ)</i>	<i>Unit Value</i>
Greece						
Total for Greece	4,676,427	15,782,631		208	3,592	

<i>NETT</i>	<i>Jan 2011 -- Dec 2011</i>			<i>Month-to-Date: December - 2011</i>		
	<i>Weight (kg)</i>	<i>FOB* (\$NZ)</i>	<i>Value Unit Value</i>	<i>Weight (kg)</i>	<i>FOB* (\$NZ)</i>	<i>Value Unit Value</i>
Guadeloupe						
Mackerel, Jack						
<i>Finfish, Frozen Headed and Gutted</i>	34,000	64,378	1.89			
Total for Mackerel, Jack	34,000	64,378				
Total for Guadeloupe	34,000	64,378				

NETT	Jan 2011 -- Dec 2011			Month-to-Date: December - 2011		
	Weight (kg)	FOB* (\$NZ)	Value Unit Value	Weight (kg)	FOB* (\$NZ)	Value Unit Value
Guam						
Mussels						
<i>Mussels, HS Frozen</i>	80,305	452,926	5.64	5,443	31,709	5.83
<i>Mussels, Meat Frozen</i>	7,370	43,992	5.97	2,970	13,045	4.39
<i>Mussels, Whole Frozen</i>	5,967	25,956	4.35			
Total for Mussels	93,642	522,874		8,413	44,754	
Oysters, Pacific						
<i>Oysters, Chilled or Frozen</i>	14,602	108,737	7.45			
Total for Oysters, Pacific	14,602	108,737				
Salmon, Pacific						
<i>Finfish, Processed Smoked</i>	3,626	117,375	32.37	350	15,155	43.30
Total for Salmon, Pacific	3,626	117,375		350	15,155	
Salmon, Sockeye						
<i>Finfish, Frozen Other form</i>	1,000	26,333	26.33			
Total for Salmon, Sockeye	1,000	26,333				
Salmonidae						
<i>Finfish, Chilled Fillets</i>	197	3,245	16.47			
<i>Finfish, Frozen Fillets</i>	2,821	60,622	21.49	611	14,827	24.27
Total for Salmonidae	3,018	63,867		611	14,827	
Squid						
<i>Squid, Frozen Whole</i>	5,374	27,151	5.05			
Total for Squid	5,374	27,151				
Total for Guam	121,262	866,337		9,374	74,736	

<i>NETT</i>	<i>Jan 2011 -- Dec 2011</i>			<i>Month-to-Date: December - 2011</i>		
	<i>Weight (kg)</i>	<i>FOB* Value (\$NZ)</i>	<i>Unit Value</i>	<i>Weight (kg)</i>	<i>FOB* Value (\$NZ)</i>	<i>Unit Value</i>
Guinea						
Kahawai						
<i>Finfish, Frozen Whole</i>	27,000	21,605	0.80			
Total for Kahawai	27,000	21,605				
Total for Guinea	27,000	21,605				

<i>NETT</i>	<i>Jan 2011 -- Dec 2011</i>			<i>Month-to-Date: December - 2011</i>		
	<i>Weight (kg)</i>	<i>FOB* Value (\$NZ)</i>	<i>Unit Value</i>	<i>Weight (kg)</i>	<i>FOB* Value (\$NZ)</i>	<i>Unit Value</i>
Honduras						
Mussels						
<i>Mussels, HS Frozen</i>	9,798	55,767	5.69			
Total for Mussels	9,798	55,767				
Total for Honduras	9,798	55,767				

NETT	Jan 2011 -- Dec 2011			Month-to-Date: December - 2011		
	Weight (kg)	FOB* Value (\$NZ)	Unit Value	Weight (kg)	FOB* Value (\$NZ)	Unit Value
Hong Kong						
Antarctic Toothfish						
<i>Finfish, Frozen Headed and Guttled</i>	12,154	351,506	28.92			
Total for Antarctic Toothfish	12,154	351,506				
Bluenose						
<i>Finfish, Chilled Fillets</i>	585	36,170	61.83			
<i>Finfish, Chilled Whole</i>	193	3,145	16.30			
Total for Bluenose	778	39,315				
Cardinal Fish						
<i>Finfish, Chilled Fillets</i>	176	1,672	9.50			
Total for Cardinal Fish	176	1,672				
Cockles						
<i>Other Molluscs, Live, Chilled or Frozen</i>	7,288	62,235	8.54	360	2,387	6.63
Total for Cockles	7,288	62,235		360	2,387	
Cod						
<i>Finfish, Chilled Whole</i>	5	52	10.40			
Total for Cod	5	52				
Cod, Blue						
<i>Finfish, Chilled Fillets</i>	1,222	33,370	27.31	160	4,416	27.60
<i>Finfish, Frozen Fillets</i>	1,740	41,327	23.75			
Total for Cod, Blue	2,962	74,697		160	4,416	
Cod, Red						
<i>Finfish, Frozen Fillets</i>	2,310	9,599	4.16			
Total for Cod, Red	2,310	9,599				
Crustaceans						
<i>Other Crustacea, Processed</i>	377	4,674	12.40	33	402	12.18
Total for Crustaceans	377	4,674		33	402	
Crustn, Molluscs extract						
<i>Other Crustacea, Processed Extracts</i>	226	60,413	267.31			
Total for Crustn, Molluscs extra	226	60,413				
Eels						
<i>Finfish, Chilled Live</i>	113,436	1,594,699	14.06	27,176	408,969	15.05
<i>Finfish, Frozen Other form</i>	1,008	15,807	15.68			
Total for Eels	114,444	1,610,506		27,176	408,969	
Elephant Fish						
<i>Finfish, Frozen Fillets</i>	500	2,841	5.68			
<i>Finfish, Frozen Other form</i>	23,152	452,097	19.53	1,870	45,250	24.20
Total for Elephant Fish	23,652	454,938		1,870	45,250	

NETT	Jan 2011 -- Dec 2011			Month-to-Date: December - 2011		
	Weight (kg)	FOB* Value (\$NZ)	Unit Value	Weight (kg)	FOB* Value (\$NZ)	Unit Value
Hong Kong						
Fillet Salted or in Brine						
<i>Finfish, Processed Smoked, Dried, Salte</i>	409	43,516	106.40			
Total for Fillet Salted or in Brine	409	43,516				
Finfish extracts and juices						
<i>Finfish, Processed Extracts</i>	103	1,231	11.95	11	130	11.82
Total for Finfish extracts and jui	103	1,231		11	130	
Finfish, other fish meat						
<i>Finfish, Processed Other</i>	754	113,396	150.39			
Total for Finfish, other fish meat	754	113,396				
Fish fingers						
<i>Finfish, Processed Other</i>	94,554	467,750	4.95	3,900	14,847	3.81
Total for Fish fingers	94,554	467,750		3,900	14,847	
Fish meal fit for human						
<i>Finfish, Processed Other</i>	6	2,700	450.00			
Total for Fish meal fit for human	6	2,700				
Flounder						
<i>Finfish, Chilled Fillets</i>	22	538	24.45	10	306	30.60
<i>Finfish, Chilled Headed and Gutted</i>	6	117	19.50			
<i>Finfish, Chilled Other form</i>	175	3,316	18.95			
<i>Finfish, Chilled Whole</i>	13,326	120,802	9.07	1,817	14,271	7.85
Total for Flounder	13,529	124,773		1,827	14,577	
Ghostshark						
<i>Finfish, Frozen Other form</i>	17,147	305,531	17.82	5,253	103,695	19.74
Total for Ghostshark	17,147	305,531		5,253	103,695	
Groper						
<i>Finfish, Chilled Headed and Gutted</i>	77	1,268	16.47			
<i>Finfish, Chilled Other form</i>	73	1,868	25.59			
<i>Finfish, Chilled Whole</i>	1,476	18,890	12.80	83	927	11.17
<i>Finfish, Frozen Headed and Gutted</i>	10	61	6.10			
Total for Groper	1,636	22,087		83	927	
Gurnard						
<i>Finfish, Chilled Fillets</i>	802	16,712	20.84	5	104	20.80
<i>Finfish, Chilled Whole</i>	1,376	15,050	10.94	82	757	9.23
<i>Finfish, Frozen Fillets</i>	1,280	9,787	7.65			
Total for Gurnard	3,458	41,549		87	861	
Hoki						
<i>Finfish, Frozen Fillets</i>	40,937	182,950	4.47			
Total for Hoki	40,937	182,950				

NETT	Jan 2011 -- Dec 2011			Month-to-Date: December - 2011		
	Weight (kg)	FOB* (\$NZ)	Value Unit Value	Weight (kg)	FOB* (\$NZ)	Value Unit Value

Hong Kong

John Dory

<i>Finfish, Chilled Fillets</i>	299	9,835	32.89	34	1,096	32.24
<i>Finfish, Chilled Headed and Gutted</i>	8	260	32.50			
<i>Finfish, Chilled Whole</i>	8,713	124,141	14.25	1,170	15,301	13.08
<i>Finfish, Frozen Fillets</i>	4	128	32.00			
Total for John Dory	9,024	134,364		1,204	16,397	

Kingfish, Yellowtail

<i>Finfish, Chilled Fillets</i>	3	111	37.00			
<i>Finfish, Chilled Whole</i>	1,290	15,476	12.00	44	495	11.25
Total for Kingfish, Yellowtail	1,293	15,587		44	495	

Leatherjacket

<i>Finfish, Chilled Headed and Gutted</i>	30	199	6.63			
Total for Leatherjacket	30	199				

Ling

<i>Finfish, Chilled Fillets</i>	599	13,791	23.02	40	888	22.20
<i>Finfish, Frozen Fillets</i>	1,059,191	11,143,454	10.52	28,880	372,519	12.90
<i>Finfish, Frozen Other form</i>	30,085	360,059	11.97			
<i>Finfish, Frozen Whole</i>	25,158	48,527	1.93			
Total for Ling	1,115,033	11,565,831		28,920	373,407	

Livers and Roe

<i>Finfish, Frozen Whole</i>	10	61	6.10			
Total for Livers and Roe	10	61				

Mackerel

<i>Finfish, Processed Smoked</i>	729	15,431	21.17			
Total for Mackerel	729	15,431				

Moki

<i>Finfish, Chilled Fillets</i>	96	1,063	11.07			
Total for Moki	96	1,063				

Monkfish (Stargazer)

<i>Finfish, Chilled Fillets</i>	508	9,501	18.70	60	1,125	18.75
<i>Finfish, Chilled Other form</i>	200	3,747	18.74	60	1,125	18.75
<i>Finfish, Frozen Fillets</i>	3,188	43,397	13.61			
<i>Finfish, Frozen Headed and Gutted</i>	3,551	21,041	5.93	19	417	21.95
<i>Finfish, Frozen Whole</i>	600	9,420	15.70			
Total for Monkfish (Stargazer)	8,047	87,106		139	2,667	

Mussels

<i>Mussels, HS Frozen</i>	1,631,821	8,735,548	5.35	85,006	493,752	5.81
<i>Mussels, Live</i>	34,781	156,797	4.51	4,662	16,839	3.61
<i>Mussels, Meat Chilled/Frsh</i>	1,216	14,632	12.03	384	2,303	6.00
<i>Mussels, Meat Frozen</i>	262,680	1,545,082	5.88	11,364	74,430	6.55

NETT	Jan 2011 -- Dec 2011			Month-to-Date: December - 2011		
	Weight (kg)	FOB* (\$NZ)	Value Unit	Weight (kg)	FOB* (\$NZ)	Value Unit
Hong Kong						
<i>Mussels, Powder in capsule</i>	229	15,568	67.98			
<i>Mussels, Pre'ed/Marinated</i>	113	2,844	25.17			
<i>Mussels, Proc in Can, Jar</i>	8	64	8.00			
<i>Mussels, Smoked</i>	713	18,415	25.83	18	622	34.56
<i>Mussels, Whole Chilled</i>	5,731	30,342	5.29			
<i>Mussels, Whole Frozen</i>	36,225	165,430	4.57			
<i>Mussels, Chilled</i>	19	533	28.05			
Total for Mussels	1,973,536	10,685,255		101,434	587,946	
Orange Roughy						
<i>Finfish, Chilled Fillets</i>	609	15,290	25.11			
<i>Finfish, Frozen Fillets</i>	11,740	156,193	13.30			
<i>Finfish, Frozen Whole</i>	12,000	18,613	1.55			
Total for Orange Roughy	24,349	190,096				
Oreo Dory, Smooth						
<i>Finfish, Chilled Fillets</i>	200	3,094	15.47			
<i>Finfish, Frozen Fillets</i>	12,300	68,656	5.58			
Total for Oreo Dory, Smooth	12,500	71,750				
Other chilled fillets						
<i>Finfish, Chilled Fillets</i>	859	14,864	17.30	136	2,721	20.01
Total for Other chilled fillets	859	14,864		136	2,721	
Other chilled finfish						
<i>Finfish, Chilled Headed and Guttled</i>	38	387	10.18			
<i>Finfish, Chilled Other form</i>	301	4,134	13.73			
<i>Finfish, Chilled Whole</i>	2,835	35,955	12.68	83	923	11.12
Total for Other chilled finfish	3,174	40,476		83	923	
Other clams chilled						
<i>Other Molluscs, Live, Chilled or Frozen</i>	120	3,144	26.20			
Total for Other clams chilled	120	3,144				
Other Dogfish/Shark						
<i>Finfish, Frozen Other form</i>	865	11,803	13.65	330	3,045	9.23
Total for Other Dogfish/Shark	865	11,803		330	3,045	
Other dried finfish						
<i>Other,</i>	14,908	2,340,262	156.98	354	71,344	201.54
Total for Other dried finfish	14,908	2,340,262		354	71,344	
Other Fish Packed						
<i>Other,</i>	83,938	397,178	4.73			
Total for Other Fish Packed	83,938	397,178				
Other Flatfish						
<i>Finfish, Chilled Other form</i>	114	772	6.77			
<i>Finfish, Frozen Headed and Guttled</i>	250	2,158	8.63			

NETT	Jan 2011 -- Dec 2011			Month-to-Date: December - 2011		
	Weight (kg)	FOB* (\$NZ)	Value Unit	Weight (kg)	FOB* (\$NZ)	Value Unit
Hong Kong						
<i>Finfish, Frozen Whole</i>	4,890	18,834	3.85			
Total for Other Flatfish	5,254	21,764				
Other frozen fillets						
<i>Finfish, Frozen Fillets</i>	520	1,491	2.87			
Total for Other frozen fillets	520	1,491				
Other frozen finfish						
<i>Finfish, Frozen Whole</i>	1,333	9,710	7.28			
Total for Other frozen finfish	1,333	9,710				
Other invertebrate						
<i>Other, Live, Chilled or Frozen</i>	35,304	790,629	22.39	13,900	286,037	20.58
Total for Other invertebrate	35,304	790,629		13,900	286,037	
Other Molluscs						
<i>Other Molluscs, Live, Chilled or Frozen</i>	22,295	298,665	13.40	5,643	72,393	12.83
<i>Other Molluscs, Processed</i>	25,145	116,788	4.64	6,135	29,191	4.76
Total for Other Molluscs	47,440	415,453		11,778	101,584	
Other preparations						
<i>Other, Processed Other</i>	350,702	1,734,373	4.95	21,425	111,304	5.20
Total for Other preparations	350,702	1,734,373		21,425	111,304	
Other smoked fish						
<i>Other,</i>	53	2,334	44.04			
Total for Other smoked fish	53	2,334				
Oysters, Pacific						
<i>Oysters, Live</i>	38,047	317,074	8.33			
<i>Oysters, Chilled or Frozen</i>	216,686	1,888,118	8.71	24,365	240,520	9.87
<i>Oysters, Processed Other</i>	64	987	15.42			
Total for Oysters, Pacific	254,797	2,206,179		24,365	240,520	
Paua						
<i>Other Molluscs, Live, Chilled or Frozen</i>	4,190	311,158	74.26	667	23,923	35.87
<i>Other Molluscs, Not Live/Chilled/Frozen</i>	11,860	1,108,567	93.47	1,440	255,574	177.48
<i>Other Molluscs, Processed</i>	324,059	20,991,413	64.78	47,554	3,686,656	77.53
Total for Paua	340,109	22,411,138		49,661	3,966,153	
Rays & Skates						
<i>Finfish, Frozen Fillets</i>	4,945	15,376	3.11			
Total for Rays & Skates	4,945	15,376				
Rock Lobster						
<i>Rock Lobster, Chilled Live</i>	964,698	81,213,729	84.19	83,271	6,906,269	82.94
<i>Rock Lobster, Frozen Other form</i>	30	273	9.10			
<i>Rock Lobster, Frozen Tails</i>	25	2,269	90.76			
<i>Rock Lobster, Frozen Whole</i>	2,406	99,807	41.48			

NETT	Jan 2011 -- Dec 2011			Month-to-Date: December - 2011		
	Weight (kg)	FOB* Value (\$NZ)	Unit Value	Weight (kg)	FOB* Value (\$NZ)	Unit Value
Hong Kong						
Total for Rock Lobster	967,159	81,316,078		83,271	6,906,269	
Salmon						
<i>Finfish, Chilled Headed and Gutted</i>	63	1,940	30.79			
<i>Finfish, Chilled Other form</i>	1,523	45,552	29.91	248	7,703	31.06
<i>Finfish, Chilled Whole</i>	166,621	2,108,228	12.65	3,994	53,630	13.43
<i>Finfish, Processed Cans or Jars, Whole</i>	5	400	80.00			
Total for Salmon	168,212	2,156,120		4,242	61,333	
Salmon, Pacific						
<i>Finfish, Processed Smoked</i>	12,319	469,856	38.14	1,086	34,587	31.85
Total for Salmon, Pacific	12,319	469,856		1,086	34,587	
Salmon, Sockeye						
<i>Finfish, Frozen Other form</i>	21	588	28.00			
Total for Salmon, Sockeye	21	588				
Salmonidae						
<i>Finfish, Chilled Fillets</i>	2,756	81,356	29.52	42	1,166	27.76
<i>Finfish, Frozen Fillets</i>	422	16,201	38.39			
Total for Salmonidae	3,178	97,557		42	1,166	
Scallops						
<i>Other Molluscs, Chilled</i>	8,003	32,813	4.10			
Total for Scallops	8,003	32,813				
School shark						
<i>Finfish, Frozen Fillets</i>	10	303	30.30			
<i>Finfish, Frozen Other form</i>	9,875	462,590	46.84	1,820	67,135	36.89
Total for School shark	9,885	462,893		1,820	67,135	
Shrimps & Prawns						
<i>Other Crustacea, Live, Chilled or Froze</i>	21,134	828,435	39.20	3,644	137,159	37.64
Total for Shrimps & Prawns	21,134	828,435		3,644	137,159	
Snapper						
<i>Finfish, Chilled Fillets</i>	725	20,162	27.81	151	4,378	28.99
<i>Finfish, Chilled Headed and Gutted</i>	374	5,155	13.78			
<i>Finfish, Chilled Other form</i>	1,288	16,775	13.02			
<i>Finfish, Chilled Whole</i>	4,608	61,511	13.35	480	5,647	11.76
Total for Snapper	6,995	103,603		631	10,025	
Sole						
<i>Finfish, Chilled Other form</i>	20	437	21.85			
Total for Sole	20	437				
Sole, Lemon						
<i>Finfish, Frozen Whole</i>	35,770	165,430	4.62	13,200	65,559	4.97

NETT	Jan 2011 -- Dec 2011			Month-to-Date: December - 2011		
	Weight (kg)	FOB* Value (\$NZ)	Unit Value	Weight (kg)	FOB* Value (\$NZ)	Unit Value
Hong Kong						
Total for Sole, Lemon	35,770	165,430		13,200	65,559	
Sole, New Zealand						
Finfish, Chilled Fillets	635	13,879	21.86	124	2,718	21.92
Finfish, Chilled Whole	79	1,726	21.85			
Finfish, Frozen Fillets	20	437	21.85			
Finfish, Frozen Other form	14,710	74,375	5.06	1,670	9,811	5.87
Finfish, Frozen Whole	59,565	244,126	4.10	6,030	24,512	4.07
Total for Sole, New Zealand	75,009	334,543		7,824	37,041	
Spiny Dogfish						
Finfish, Frozen Other form	6,730	130,045	19.32	2,620	56,960	21.74
Total for Spiny Dogfish	6,730	130,045		2,620	56,960	
Spotted Dogfish (Rig)						
Finfish, Frozen Other form	2,745	62,279	22.69	775	16,073	20.74
Total for Spotted Dogfish (Rig)	2,745	62,279		775	16,073	
Squid						
Squid, Frozen Other Form	250,330	417,036	1.67	26,140	40,342	1.54
Squid, Frozen Tubes/Steaks	1,420	1,651	1.16			
Squid, Frozen Whole	3,123	10,134	3.24			
Squid, Frz Heads&Tentacles	364,089	1,985,430	5.45			
Total for Squid	618,962	2,414,251		26,140	40,342	
Swordfish						
Finfish, Chilled Headed and Guttled	89	1,379	15.49			
Finfish, Chilled Whole	161	3,509	21.80	59	1,475	25.00
Total for Swordfish	250	4,888		59	1,475	
Tarakihi						
Finfish, Chilled Fillets	1,329	27,225	20.49	125	2,313	18.50
Finfish, Chilled Whole	854	9,298	10.89	34	325	9.56
Finfish, Frozen Fillets	60	960	16.00			
Total for Tarakihi	2,243	37,483		159	2,638	
Trevally						
Finfish, Chilled Fillets	618	10,555	17.08	27	458	16.96
Finfish, Chilled Whole	480	5,260	10.96	10	99	9.90
Total for Trevally	1,098	15,815		37	557	
Tuna, Bluefin						
Finfish, Chilled Whole	197	4,839	24.56			
Total for Tuna, Bluefin	197	4,839				
Warehou, Silver						
Finfish, Frozen Headed and Guttled	2,222	12,055	5.43	2,200	11,991	5.45
Total for Warehou, Silver	2,222	12,055		2,200	11,991	

<i>NETT</i>	<i>Jan 2011 -- Dec 2011</i>			<i>Month-to-Date: December - 2011</i>		
	<i>Weight (kg)</i>	<i>FOB* Value (\$NZ)</i>	<i>Unit Value</i>	<i>Weight (kg)</i>	<i>FOB* Value (\$NZ)</i>	<i>Unit Value</i>
Hong Kong						
Total for Hong Kong	6,568,025	145,808,015		442,283	13,811,314	

<i>NETT</i>	<i>Jan 2011 -- Dec 2011</i>			<i>Month-to-Date: December - 2011</i>		
	<i>Weight (kg)</i>	<i>FOB* Value (\$NZ)</i>	<i>Unit Value</i>	<i>Weight (kg)</i>	<i>FOB* Value (\$NZ)</i>	<i>Unit Value</i>
Hungary						
Fish meal fit for human						
<i>Finfish, Processed Other</i>	25	1,867	74.68			
Total for Fish meal fit for human	25	1,867				
Mussels						
<i>Mussels, Freeze-dried pwd</i>	240	11,844	49.35			
<i>Mussels, Powder in capsule</i>	1,225	119,798	97.79			
Total for Mussels	1,465	131,642				
Total for Hungary	1,490	133,509				

NETT	Jan 2011 -- Dec 2011			Month-to-Date: December - 2011		
	Weight (kg)	FOB* Value (\$NZ)	Unit Value	Weight (kg)	FOB* Value (\$NZ)	Unit Value
India						
Fish fingers						
<i>Finfish, Processed Other</i>	18,949	71,885	3.79	9,499	37,797	3.98
Total for Fish fingers	18,949	71,885		9,499	37,797	
Mussels						
<i>Mussels, Freeze-dried pwd</i>	630	62,489	99.19			
<i>Mussels, Powder in capsule</i>	850	82,632	97.21			
<i>Mussels, Pre'ed/Marinated</i>	40	2,800	70.00			
Total for Mussels	1,520	147,921				
Shrimps & Prawns						
<i>Other Crustacea, Live, Chilled or Froze</i>	7,190	107,867	15.00			
Total for Shrimps & Prawns	7,190	107,867				
Squid						
<i>Squid, Frozen Whole</i>	107,520	328,424	3.05			
Total for Squid	107,520	328,424				
Total for India	135,179	656,097		9,499	37,797	

<i>NETT</i>	<i>Jan 2011 -- Dec 2011</i>			<i>Month-to-Date: December - 2011</i>		
	<i>Weight (kg)</i>	<i>FOB* Value (\$NZ)</i>	<i>Unit Value</i>	<i>Weight (kg)</i>	<i>FOB* Value (\$NZ)</i>	<i>Unit Value</i>
Indonesia						
Fish prod unfit for human						
<i>Finfish, Processed Flours,meals,pellets</i>	835,505	1,025,052	1.23	42,150	72,018	1.71
Total for Fish prod unfit for hum	835,505	1,025,052		42,150	72,018	
Hoki						
<i>Finfish, Frozen Headed and Gutted</i>	104,744	289,979	2.77	104,744	289,979	2.77
Total for Hoki	104,744	289,979		104,744	289,979	
Mussels						
<i>Mussels, Freeze-dried pwd</i>	500	10,576	21.15			
<i>Mussels, HS Fresh/Chld</i>	1,484	8,009	5.40			
<i>Mussels, HS Frozen</i>	8,640	46,442	5.38			
Total for Mussels	10,624	65,027				
Other frozen finfish						
<i>Finfish, Frozen Whole</i>	75,465	229,699	3.04			
Total for Other frozen finfish	75,465	229,699				
Oysters, Pacific						
<i>Oysters, Chilled or Frozen</i>	2,160	27,315	12.65			
Total for Oysters, Pacific	2,160	27,315				
Salmon						
<i>Finfish, Chilled Headed and Gutted</i>	46,644	430,048	9.22			
Total for Salmon	46,644	430,048				
Salmon, Sockeye						
<i>Finfish, Frozen Headed and Gutted</i>	98,309	923,380	9.39	15,942	298,771	18.74
Total for Salmon, Sockeye	98,309	923,380		15,942	298,771	
Total for Indonesia	1,173,451	2,990,500		162,836	660,768	

NETT	Jan 2011 -- Dec 2011			Month-to-Date: December - 2011		
	Weight (kg)	FOB* (\$NZ)	Value Unit Value	Weight (kg)	FOB* (\$NZ)	Value Unit Value

Iran, Islamic Republic Of

Cod, Red

<i>Finfish, Frozen Headed and Gutted</i>	4,208	12,937	3.07	4,208	12,937	3.07
Total for Cod, Red	4,208	12,937		4,208	12,937	

Hake

<i>Finfish, Frozen Other form</i>	106,239	571,979	5.38			
Total for Hake	106,239	571,979				

Hoki

<i>Finfish, Frozen Fillets</i>	126,480	592,428	4.68	19,380	94,962	4.90
<i>Finfish, Frozen Headed and Gutted</i>	3,459,050	10,310,496	2.98			
<i>Finfish, Frozen Other form</i>	293,034	848,577	2.90			
<i>Finfish, Frozen Whole</i>	18,360	93,673	5.10	18,360	93,673	5.10
Total for Hoki	3,896,924	11,845,174		37,740	188,635	

Kahawai

<i>Finfish, Frozen Other form</i>	27,000	53,724	1.99			
Total for Kahawai	27,000	53,724				

Mackerel, Blue

<i>Finfish, Frozen Whole</i>	1,286,950	2,038,273	1.58	292,000	448,006	1.53
Total for Mackerel, Blue	1,286,950	2,038,273		292,000	448,006	

Other frozen finfish

<i>Finfish, Frozen Whole</i>	26,881	55,730	2.07			
Total for Other frozen finfish	26,881	55,730				

Salmon, Other

<i>Finfish, Frozen Headed and Gutted</i>	54,200	533,012	9.83			
Total for Salmon, Other	54,200	533,012				

Salmonidae

<i>Finfish, Frozen Fillets</i>	999	14,639	14.65			
Total for Salmonidae	999	14,639				

Tuna, Skipjack

<i>Finfish, Frozen Whole</i>	6,645,428	12,426,152	1.87			
Total for Tuna, Skipjack	6,645,428	12,426,152				

Warehou, Blue

<i>Finfish, Frozen Headed and Gutted</i>	412,149	1,693,824	4.11	132,528	584,102	4.41
<i>Finfish, Frozen Other form</i>	107,586	342,150	3.18	18,000	78,170	4.34
Total for Warehou, Blue	519,735	2,035,974		150,528	662,272	

Warehou, Other

<i>Finfish, Frozen Headed and Gutted</i>	4,320	18,932	4.38	4,320	18,932	4.38
<i>Finfish, Frozen Other form</i>	7,384	30,912	4.19	7,384	30,912	4.19
Total for Warehou, Other	11,704	49,844		11,704	49,844	

<i>NETT</i>	<i>Jan 2011 -- Dec 2011</i>			<i>Month-to-Date: December - 2011</i>		
	<i>Weight (kg)</i>	<i>FOB* Value (\$NZ)</i>	<i>Unit Value</i>	<i>Weight (kg)</i>	<i>FOB* Value (\$NZ)</i>	<i>Unit Value</i>
Iran, Islamic Republic Of						
Warehou, Silver						
<i>Finfish, Frozen Headed and Guttred</i>	153,594	635,671	4.14			
<i>Finfish, Frozen Other form</i>	151,944	544,604	3.58			
Total for Warehou, Silver	305,538	1,180,275				
Total for Iran, Islamic Republic	12,885,806	30,817,713		496,180	1,361,694	

<i>NETT</i>	<i>Jan 2011 -- Dec 2011</i>			<i>Month-to-Date: December - 2011</i>		
	<i>Weight (kg)</i>	<i>FOB* Value (\$NZ)</i>	<i>Unit Value</i>	<i>Weight (kg)</i>	<i>FOB* Value (\$NZ)</i>	<i>Unit Value</i>
Ireland						
Finfish, fillet blocks						
<i>Finfish, Crumbed, Battered</i>	40,545	204,871	5.05			
Total for Finfish, fillet blocks	40,545	204,871				
Fish meal fit for human						
<i>Finfish, Processed Other</i>	200	6,715	33.58			
Total for Fish meal fit for human	200	6,715				
Hoki						
<i>Finfish, Frozen Fillets</i>	81,000	422,829	5.22			
Total for Hoki	81,000	422,829				
Mussels						
<i>Mussels, Freeze-dried pwd</i>	50	2,541	50.82			
Total for Mussels	50	2,541				
Other Molluscs						
<i>Other Molluscs, Live, Chilled or Frozen</i>	2,600	222,627	85.63	500	43,186	86.37
Total for Other Molluscs	2,600	222,627		500	43,186	
Total for Ireland	124,395	859,583		500	43,186	

<i>NETT</i>	<i>Jan 2011 -- Dec 2011</i>			<i>Month-to-Date: December - 2011</i>		
	<i>Weight (kg)</i>	<i>FOB* Value (\$NZ)</i>	<i>Unit Value</i>	<i>Weight (kg)</i>	<i>FOB* Value (\$NZ)</i>	<i>Unit Value</i>
Israel						
Mussels						
<i>Mussels, HS Frozen</i>	73,572	415,998	5.65			
Total for Mussels	73,572	415,998				
Total for Israel	73,572	415,998				

NETT	Jan 2011 -- Dec 2011			Month-to-Date: December - 2011		
	Weight (kg)	FOB* Value (\$NZ)	Unit Value	Weight (kg)	FOB* Value (\$NZ)	Unit Value
Italy						
Eels						
<i>Finfish, Frozen Whole</i>	11,748	89,470	7.62			
Total for Eels	11,748	89,470				
Fish meal fit for human						
<i>Finfish, Processed Other</i>	105	4,484	42.70	40	1,733	43.33
Total for Fish meal fit for human	105	4,484		40	1,733	
Groper						
<i>Finfish, Chilled Whole</i>	217	2,588	11.93	78	934	11.97
Total for Groper	217	2,588		78	934	
Gurnard						
<i>Finfish, Chilled Whole</i>	21,717	198,366	9.13	794	7,560	9.52
Total for Gurnard	21,717	198,366		794	7,560	
Hake						
<i>Finfish, Frozen Other form</i>	23,225	105,783	4.55	1,925	9,787	5.08
Total for Hake	23,225	105,783		1,925	9,787	
Hoki						
<i>Finfish, Frozen Fillets</i>	49,531	275,474	5.56	5,712	31,110	5.45
Total for Hoki	49,531	275,474		5,712	31,110	
John Dory						
<i>Finfish, Chilled Whole</i>	3,638	47,317	13.01	157	1,965	12.52
Total for John Dory	3,638	47,317		157	1,965	
Kingfish, Yellowtail						
<i>Finfish, Chilled Headed and Guttled</i>	399	4,017	10.07			
<i>Finfish, Chilled Whole</i>	1,200	13,843	11.54			
Total for Kingfish, Yellowtail	1,599	17,860				
Mackerel, Blue						
<i>Finfish, Frozen Whole</i>	2,000	3,583	1.79			
Total for Mackerel, Blue	2,000	3,583				
Mussels						
<i>Mussels, Freeze-dried pwd</i>	1,800	65,073	36.15			
<i>Mussels, HS Frozen</i>	577,120	3,251,673	5.63	10,584	54,918	5.19
Total for Mussels	578,920	3,316,746		10,584	54,918	
Orange Roughy						
<i>Finfish, Frozen Fillets</i>	10,930	198,877	18.20			
<i>Finfish, Frozen Headed and Guttled</i>	1,275	13,330	10.45			
Total for Orange Roughy	12,205	212,207				
Other chilled finfish						

NETT	Jan 2011 -- Dec 2011			Month-to-Date: December - 2011		
	Weight (kg)	FOB* Value (\$NZ)	Unit Value	Weight (kg)	FOB* Value (\$NZ)	Unit Value
Italy						
<i>Finfish, Chilled Headed and Gutted</i>	239	3,338	13.97			
<i>Finfish, Chilled Whole</i>	2,389	31,645	13.25	103	1,333	12.94
Total for Other chilled finfish	2,628	34,983		103	1,333	
Other frozen finfish						
<i>Finfish, Frozen Other form</i>	29,210	109,533	3.75			
Total for Other frozen finfish	29,210	109,533				
Other Molluscs						
<i>Other Molluscs, Live, Chilled or Frozen</i>	4,835	53,559	11.08			
Total for Other Molluscs	4,835	53,559				
Oysters, Pacific						
<i>Oysters, Chilled or Frozen</i>	600	5,387	8.98			
Total for Oysters, Pacific	600	5,387				
Rays & Skates						
<i>Finfish, Frozen Fillets</i>	13,155	63,276	4.81	4,855	25,266	5.20
Total for Rays & Skates	13,155	63,276		4,855	25,266	
Shrimps & Prawns						
<i>Other Crustacea, Live, Chilled or Froze</i>	3,660	106,283	29.04			
Total for Shrimps & Prawns	3,660	106,283				
Snapper						
<i>Finfish, Chilled Headed and Gutted</i>	456	5,244	11.50			
<i>Finfish, Chilled Other form</i>	3,419	40,322	11.79			
<i>Finfish, Chilled Whole</i>	12,917	147,158	11.39	2,198	24,180	11.00
<i>Finfish, Frozen Whole</i>	253,746	2,145,548	8.46	45,160	405,018	8.97
Total for Snapper	270,538	2,338,272		47,358	429,198	
Spiny Dogfish						
<i>Finfish, Frozen Headed and Gutted</i>	6,610	30,376	4.60			
<i>Finfish, Frozen Other form</i>	3,760	15,938	4.24			
Total for Spiny Dogfish	10,370	46,314				
Squid						
<i>Squid, Frozen HG</i>	358,557	2,093,216	5.84	5,472	26,950	4.93
<i>Squid, Frozen Other Form</i>	75,480	481,153	6.37			
<i>Squid, Frozen Whole</i>	18,600	58,725	3.16			
Total for Squid	452,637	2,633,094		5,472	26,950	
Tarakihi						
<i>Finfish, Chilled Whole</i>	63	632	10.03			
Total for Tarakihi	63	632				
Trevally						
<i>Finfish, Chilled Whole</i>	10	102	10.20			
<i>Finfish, Frozen Whole</i>	22,250	44,324	1.99			

<i>NETT</i>	<i>Jan 2011 -- Dec 2011</i>			<i>Month-to-Date: December - 2011</i>		
	<i>Weight (kg)</i>	<i>FOB* Value (\$NZ)</i>	<i>Unit Value</i>	<i>Weight (kg)</i>	<i>FOB* Value (\$NZ)</i>	<i>Unit Value</i>
Italy						
Total for Trevally	22,260	44,426				
Warehou, Blue						
<i>Finfish, Frozen Headed and Guttred</i>	1,000	2,868	2.87	1,000	2,868	2.87
Total for Warehou, Blue	1,000	2,868		1,000	2,868	
Total for Italy	1,515,861	9,712,505		78,078	593,622	

<i>NETT</i>	<i>Jan 2011 -- Dec 2011</i>			<i>Month-to-Date: December - 2011</i>		
	<i>Weight (kg)</i>	<i>FOB* Value (\$NZ)</i>	<i>Unit Value</i>	<i>Weight (kg)</i>	<i>FOB* Value (\$NZ)</i>	<i>Unit Value</i>
Jamaica						
Mussels						
<i>Mussels, HS Frozen</i>	38,060	210,684	5.54			
Total for Mussels	38,060	210,684				
Total for Jamaica	38,060	210,684				

NETT	Jan 2011 -- Dec 2011			Month-to-Date: December - 2011		
	Weight (kg)	FOB* Value (\$NZ)	Unit Value	Weight (kg)	FOB* Value (\$NZ)	Unit Value
Japan						
Alfonsino						
<i>Finfish, Frozen Headed and Guttled</i>	365,492	3,920,345	10.73	51,310	647,058	12.61
<i>Finfish, Frozen Other form</i>	505,937	4,444,683	8.79	97,469	1,013,593	10.40
<i>Finfish, Frozen Whole</i>	28,946	130,608	4.51			
Total for Alfonsino	900,375	8,495,636		148,779	1,660,651	
Antarctic Toothfish						
<i>Finfish, Frozen Other form</i>	1,350	16,357	12.12			
Total for Antarctic Toothfish	1,350	16,357				
Barracouta						
<i>Finfish, Frozen Fillets</i>	495,710	1,306,864	2.64	4,350	12,827	2.95
<i>Finfish, Frozen Whole</i>	4	1	0.25			
Total for Barracouta	495,714	1,306,865		4,350	12,827	
Cardinal Fish						
<i>Finfish, Frozen Fillets</i>	86,458	523,304	6.05	6,600	45,838	6.95
Total for Cardinal Fish	86,458	523,304		6,600	45,838	
Cod, Red						
<i>Finfish, Frozen Other form</i>	789	1,123	1.42			
Total for Cod, Red	789	1,123				
Crustaceans						
<i>Other Crustacea, Processed</i>	136,944	1,376,144	10.05	6,573	55,397	8.43
Total for Crustaceans	136,944	1,376,144		6,573	55,397	
Crustn, Molluscs extract						
<i>Other Crustacea, Processed</i>	12	24,000	2000.00			
<i>Other Crustacea, Processed Extracts</i>	82	28,215	344.09	60	10,215	170.25
Total for Crustn, Molluscs extra	94	52,215		60	10,215	
Eels						
<i>Finfish, Frozen Whole</i>	75	1,698	22.64			
Total for Eels	75	1,698				
Finfish extracts and juices						
<i>Finfish, Processed Extracts</i>	346	43,440	125.55	220	5,500	25.00
Total for Finfish extracts and jui	346	43,440		220	5,500	
Finfish, other fish meat						
<i>Finfish, Processed Other</i>	64,574	681,456	10.55			
Total for Finfish, other fish meat	64,574	681,456				
Fish fingers						
<i>Finfish, Processed Other</i>	25	127	5.08			
Total for Fish fingers	25	127				

NETT	Jan 2011 -- Dec 2011			Month-to-Date: December - 2011		
	Weight (kg)	FOB* Value (\$NZ)	Unit Value	Weight (kg)	FOB* Value (\$NZ)	Unit Value

Japan

Fish meal fit for human

<i>Finfish, Processed Other</i>	1,556	117,086	75.25	75	2,606	34.75
Total for Fish meal fit for human	1,556	117,086		75	2,606	

Fish prod unfit for human

<i>Finfish, Processed Flours, meals, pellets</i>	4,273,200	10,623,451	2.49	60,930	128,365	2.11
<i>Finfish, Processed Other</i>	139,368	618,678	4.44			
Total for Fish prod unfit for hum	4,412,568	11,242,129		60,930	128,365	

Gemfish

<i>Finfish, Frozen Fillets</i>	122,492	1,080,608	8.82	2,280	23,895	10.48
<i>Finfish, Frozen Headed and Gutted</i>	22,928	169,745	7.40			
<i>Finfish, Frozen Other form</i>	33,804	375,268	11.10			
<i>Finfish, Frozen Whole</i>	11,808	85,186	7.21			
Total for Gemfish	191,032	1,710,807		2,280	23,895	

Ghostshark

<i>Finfish, Frozen Fillets</i>	504	828	1.64			
<i>Finfish, Frozen Headed and Gutted</i>	86,032	286,262	3.33	11,661	46,923	4.02
<i>Finfish, Frozen Other form</i>	32,784	87,151	2.66	10,187	37,395	3.67
Total for Ghostshark	119,320	374,241		21,848	84,318	

Gurnard

<i>Finfish, Frozen Fillets</i>	1,500	38,845	25.90			
Total for Gurnard	1,500	38,845				

Hake

<i>Finfish, Frozen Fillets</i>	116,954	742,474	6.35			
<i>Finfish, Frozen Headed and Gutted</i>	223,606	1,175,592	5.26	51,960	276,422	5.32
<i>Finfish, Frozen Other form</i>	17,112	74,352	4.35			
<i>Finfish, Frozen Whole</i>	4	1	0.25			
Total for Hake	357,676	1,992,419		51,960	276,422	

Hoki

<i>Finfish, Frozen Fillets</i>	2,355,587	11,724,187	4.98	307,210	1,583,757	5.16
<i>Finfish, Frozen Headed and Gutted</i>	206,166	1,011,810	4.91			
<i>Finfish, Frozen Other form</i>	55,946	153,524	2.74	25,872	44,847	1.73
<i>Finfish, Frozen Whole</i>	18	5	0.28			
Total for Hoki	2,617,717	12,889,526		333,082	1,628,604	

Leatherjacket

<i>Finfish, Frozen Headed and Gutted</i>	36,880	161,099	4.37	3,850	16,210	4.21
<i>Finfish, Frozen Other form</i>	140	601	4.29			
Total for Leatherjacket	37,020	161,700		3,850	16,210	

Ling

<i>Finfish, Chilled Fillets</i>	1,290	27,119	21.02			
<i>Finfish, Frozen Fillets</i>	222,630	1,592,128	7.15	73,440	599,219	8.16

NETT	Jan 2011 -- Dec 2011			Month-to-Date: December - 2011		
	Weight (kg)	FOB* (\$NZ)	Value Unit	Weight (kg)	FOB* (\$NZ)	Value Unit
Japan						
<i>Finfish, Frozen Headed and Guttred</i>	101,908	513,240	5.04			
<i>Finfish, Frozen Other form</i>	7,560	39,744	5.26			
Total for Ling	333,388	2,172,231		73,440	599,219	
Livers and Roe						
<i>Finfish, Frozen Whole</i>	214,330	1,332,448	6.22	12,919	69,428	5.37
Total for Livers and Roe	214,330	1,332,448		12,919	69,428	
Mackerel, Jack						
<i>Finfish, Frozen Headed and Guttred</i>	290,556	665,511	2.29			
<i>Finfish, Frozen Other form</i>	477,400	824,867	1.73			
<i>Finfish, Frozen Whole</i>	66,620	88,846	1.33			
Total for Mackerel, Jack	834,576	1,579,224				
Monkfish (Stargazer)						
<i>Finfish, Chilled Headed and Guttred</i>	50	1,061	21.22			
<i>Finfish, Chilled Other form</i>	100	2,041	20.41			
<i>Finfish, Frozen Fillets</i>	11,061	35,202	3.18	4,564	17,037	3.73
<i>Finfish, Frozen Headed and Guttred</i>	97,728	370,938	3.80	7,536	29,350	3.89
<i>Finfish, Frozen Other form</i>	67,668	298,977	4.42			
Total for Monkfish (Stargazer)	176,607	708,219		12,100	46,387	
Mussels						
<i>Mussels, Crumbed, Battered</i>	36	418	11.61			
<i>Mussels, Freeze-dried pwd</i>	2,333	182,555	78.25			
<i>Mussels, HS Frozen</i>	816,830	4,798,257	5.87	84,612	522,125	6.17
<i>Mussels, Meat Frozen</i>	92,756	652,512	7.03	12,910	91,789	7.11
<i>Mussels, Powder in capsule</i>	250	46,590	186.36	250	46,590	186.36
<i>Mussels, Pre'ed/Marinated</i>	200	15,706	78.53			
<i>Mussels, Whole Frozen</i>	18,210	112,174	6.16			
Total for Mussels	930,615	5,808,212		97,772	660,504	
Orange Roughy						
<i>Finfish, Frozen Whole</i>	9,240	50,538	5.47			
Total for Orange Roughy	9,240	50,538				
Oreo Dory, Other						
<i>Finfish, Frozen Headed and Guttred</i>	20,344	49,519	2.43	64	153	2.39
Total for Oreo Dory, Other	20,344	49,519		64	153	
Other						
<i>Finfish, Chilled Live</i>	4	2,000	500.00			
Total for Other	4	2,000				
Other chilled finfish						
<i>Finfish, Chilled Other form</i>	11,089	17,929	1.62			
<i>Finfish, Chilled Whole</i>	4,423	63,401	14.33			
Total for Other chilled finfish	15,512	81,330				

<i>NETT</i>	<i>Jan 2011 -- Dec 2011</i>			<i>Month-to-Date: December - 2011</i>		
	<i>Weight (kg)</i>	<i>FOB* Value (\$NZ)</i>	<i>Unit Value</i>	<i>Weight (kg)</i>	<i>FOB* Value (\$NZ)</i>	<i>Unit Value</i>
Japan						
Other Dogfish/Shark						
<i>Finfish, Frozen Headed and Guttled</i>	2,210	9,050	4.10			
<i>Finfish, Frozen Other form</i>	6,193	62,044	10.02			
Total for Other Dogfish/Shark	8,403	71,094				
Other Fish Packed						
<i>Other,</i>	60,072	394,278	6.56			
Total for Other Fish Packed	60,072	394,278				
Other frozen fillets						
<i>Finfish, Frozen Fillets</i>	1,378	6,640	4.82			
Total for Other frozen fillets	1,378	6,640				
Other frozen finfish						
<i>Finfish, Frozen Headed and Guttled</i>	104,311	333,260	3.19	14,336	48,944	3.41
<i>Finfish, Frozen Other form</i>	218,312	717,968	3.29	60,030	208,582	3.47
<i>Finfish, Frozen Whole</i>	542,992	1,086,618	2.00			
Total for Other frozen finfish	865,615	2,137,846		74,366	257,526	
Other Molluscs						
<i>Other Molluscs, Live, Chilled or Frozen</i>	225	6,705	29.80			
Total for Other Molluscs	225	6,705				
Other preparations						
<i>Other, Processed Other</i>	184,494	1,233,751	6.69			
Total for Other preparations	184,494	1,233,751				
Oysters, Pacific						
<i>Oysters, Live</i>	1,850	16,327	8.83			
<i>Oysters, Chilled or Frozen</i>	152,851	1,862,081	12.18	22,860	300,882	13.16
Total for Oysters, Pacific	154,701	1,878,408		22,860	300,882	
Patagonian Toothfish						
<i>Finfish, Frozen Other form</i>	22,944	280,737	12.24			
Total for Patagonian Toothfish	22,944	280,737				
Rock Lobster						
<i>Rock Lobster, Chilled Live</i>	18,616	1,141,829	61.34			
<i>Rock Lobster, Frozen Tails</i>	4,205	201,176	47.84			
<i>Rock Lobster, Frozen Whole</i>	83,814	2,997,170	35.76			
Total for Rock Lobster	106,635	4,340,175				
Salmon						
<i>Finfish, Chilled Other form</i>	100	886	8.86			
<i>Finfish, Chilled Whole</i>	707,496	8,109,765	11.46	65,952	757,524	11.49
<i>Finfish, Processed Cans or Jars, Whole</i>	30,005	210,034	7.00			
Total for Salmon	737,601	8,320,685		65,952	757,524	

NETT	Jan 2011 -- Dec 2011			Month-to-Date: December - 2011		
	Weight (kg)	FOB* (\$NZ)	Unit Value	Weight (kg)	FOB* (\$NZ)	Unit Value
Japan						
Salmon, Other						
<i>Finfish, Frozen Headed and Guttled</i>	1,197,098	11,435,939	9.55	92,725	880,851	9.50
<i>Finfish, Frozen Other form</i>	9,135	96,170	10.53			
<i>Finfish, Frozen Whole</i>	31,961	354,777	11.10			
Total for Salmon, Other	1,238,194	11,886,886		92,725	880,851	
Salmon, Pacific						
<i>Finfish, Processed Smoked</i>	61,759	1,777,338	28.78	8,250	124,304	15.07
Total for Salmon, Pacific	61,759	1,777,338		8,250	124,304	
Salmon, Sockeye						
<i>Finfish, Frozen Other form</i>	7,856	52,344	6.66			
Total for Salmon, Sockeye	7,856	52,344				
Salmonidae						
<i>Finfish, Frozen Fillets</i>	22,819	215,092	9.43			
Total for Salmonidae	22,819	215,092				
School shark						
<i>Finfish, Frozen Other form</i>	73	42	0.58			
<i>Finfish, Frozen Whole</i>	301	73	0.24			
Total for School shark	374	115				
Sea Perch						
<i>Finfish, Frozen Other form</i>	28,638	97,417	3.40	1,610	5,752	3.57
<i>Finfish, Frozen Whole</i>	33,074	62,452	1.89	16,416	34,440	2.10
Total for Sea Perch	61,712	159,869		18,026	40,192	
Shrimps & Prawns						
<i>Other Crustacea, Live, Chilled or Froze</i>	232,546	6,375,133	27.41	20,208	622,880	30.82
Total for Shrimps & Prawns	232,546	6,375,133		20,208	622,880	
Snapper						
<i>Finfish, Chilled Whole</i>	213	3,037	14.26			
<i>Finfish, Frozen Whole</i>	42,979	368,996	8.59	3,869	41,216	10.65
Total for Snapper	43,192	372,033		3,869	41,216	
Sole						
<i>Finfish, Frozen Headed and Guttled</i>	510	3,241	6.35	510	3,241	6.35
Total for Sole	510	3,241		510	3,241	
Sole, New Zealand						
<i>Finfish, Frozen Whole</i>	1,130	6,937	6.14			
Total for Sole, New Zealand	1,130	6,937				
Southern Blue Whiting						
<i>Finfish, Frozen Fillets</i>	18,495	101,701	5.50	6,310	33,455	5.30
<i>Finfish, Frozen Headed and Guttled</i>	65	103	1.58	25	48	1.92

NETT	Jan 2011 -- Dec 2011			Month-to-Date: December - 2011		
	Weight (kg)	FOB* Value (\$NZ)	Unit Value	Weight (kg)	FOB* Value (\$NZ)	Unit Value
Japan						
Total for Southern Blue Whiting	18,560	101,804		6,335	33,503	
Squid						
<i>Squid, Frozen HG</i>	50,600	312,769	6.18			
<i>Squid, Frozen Tubes/Steaks</i>	70,110	319,846	4.56	1,500	6,675	4.45
<i>Squid, Frozen Whole</i>	822,073	2,089,671	2.54			
<i>Squid, Frz Heads&Tentacles</i>	35,590	86,439	2.43			
Total for Squid	978,373	2,808,725		1,500	6,675	
Surimi, Southern Bl Wht						
<i>Finfish, Surimi Other</i>	925,680	5,539,665	5.98			
Total for Surimi, Southern Bl W	925,680	5,539,665				
Swordfish						
<i>Finfish, Chilled Headed and Gutted</i>	79,188	883,877	11.16	654	6,672	10.20
<i>Finfish, Chilled Other form</i>	2,687	31,100	11.57			
<i>Finfish, Chilled Whole</i>	1,156	12,125	10.49			
<i>Finfish, Frozen Headed and Gutted</i>	921	5,304	5.76			
<i>Finfish, Frozen Other form</i>	902	6,153	6.82			
<i>Finfish, Frozen Whole</i>	217	1,319	6.08			
Total for Swordfish	85,071	939,878		654	6,672	
Toothfish, Other						
<i>Finfish, Frozen Other form</i>	21,420	264,917	12.37			
Total for Toothfish, Other	21,420	264,917				
Tuna, Albacore/Longfinned						
<i>Finfish, Chilled Other form</i>	21	241	11.48			
<i>Finfish, Frozen Whole</i>	898	2,995	3.34			
Total for Tuna, Albacore/Longfi	919	3,236				
Tuna, Bigeye						
<i>Finfish, Chilled Headed and Gutted</i>	6,413	133,339	20.79			
<i>Finfish, Chilled Other form</i>	99,338	1,782,808	17.95	2,747	49,497	18.02
<i>Finfish, Chilled Whole</i>	28,669	472,268	16.47	2,522	47,683	18.91
Total for Tuna, Bigeye	134,420	2,388,415		5,269	97,180	
Tuna, Bluefin						
<i>Finfish, Chilled Headed and Gutted</i>	4,125	98,376	23.85			
<i>Finfish, Chilled Other form</i>	1,856	77,244	41.62	80	2,101	26.26
<i>Finfish, Chilled Whole</i>	147,305	1,961,834	13.32	321	6,937	21.61
<i>Finfish, Frozen Whole</i>	233	2,832	12.15			
Total for Tuna, Bluefin	153,519	2,140,286		401	9,038	
Tuna, Other						
<i>Finfish, Chilled Headed and Gutted</i>	56,614	662,459	11.70	462	5,864	12.69
<i>Finfish, Chilled Other form</i>	850	10,320	12.14			
<i>Finfish, Chilled Whole</i>	300	8,891	29.64			
<i>Finfish, Frozen Headed and Gutted</i>	726	1,651	2.27			

NETT	Jan 2011 -- Dec 2011			Month-to-Date: December - 2011		
	Weight (kg)	FOB* Value (\$NZ)	Unit Value	Weight (kg)	FOB* Value (\$NZ)	Unit Value
Japan						
Total for Tuna, Other	58,490	683,321		462	5,864	
Tuna, Southern Bluefin						
<i>Finfish, Chilled Headed and Gutted</i>	4,609	130,063	28.22			
<i>Finfish, Chilled Other form</i>	36,849	1,310,749	35.57	54	535	9.91
<i>Finfish, Chilled Whole</i>	131,547	3,745,287	28.47	321	8,675	27.02
<i>Finfish, Frozen Whole</i>	172,704	6,023,024	34.87			
Total for Tuna, Southern Bluefin	345,709	11,209,123		375	9,210	
Tuna, Yellowfin						
<i>Finfish, Chilled Other form</i>	1,101	15,545	14.12	114	1,537	13.48
<i>Finfish, Chilled Whole</i>	520	5,500	10.58			
Total for Tuna, Yellowfin	1,621	21,045		114	1,537	
Warehou, Blue						
<i>Finfish, Frozen Headed and Gutted</i>	2,928	27,085	9.25			
Total for Warehou, Blue	2,928	27,085				
Warehou, Other						
<i>Finfish, Frozen Headed and Gutted</i>	329,451	3,336,798	10.13	14,474	183,660	12.69
<i>Finfish, Frozen Other form</i>	140,067	1,460,306	10.43	31,848	452,750	14.22
Total for Warehou, Other	469,518	4,797,104		46,322	636,410	
Warehou, Silver						
<i>Finfish, Frozen Headed and Gutted</i>	1,344,254	6,439,564	4.79	3,015	15,757	5.23
<i>Finfish, Frozen Other form</i>	477,666	1,953,001	4.09	7,136	24,589	3.45
<i>Finfish, Frozen Whole</i>	47,700	115,421	2.42			
Total for Warehou, Silver	1,869,620	8,507,986		10,151	40,346	
Total for Japan	20,837,757	131,760,736		1,215,251	9,201,590	

NETT	Jan 2011 -- Dec 2011			Month-to-Date: December - 2011		
	Weight (kg)	FOB* Value (\$NZ)	Unit Value	Weight (kg)	FOB* Value (\$NZ)	Unit Value
Jordan						
Finfish, fillet blocks						
<i>Finfish, Crumbed, Battered</i>	20,250	102,965	5.08			
Total for Finfish, fillet blocks	20,250	102,965				
Mackerel, Jack						
<i>Finfish, Frozen Other form</i>	78,220	118,789	1.52			
Total for Mackerel, Jack	78,220	118,789				
Mussels						
<i>Mussels, HS Frozen</i>	12,000	65,579	5.46	7,000	38,837	5.55
<i>Mussels, Meat Frozen</i>	2,000	9,614	4.81			
Total for Mussels	14,000	75,193		7,000	38,837	
Other chilled finfish						
<i>Finfish, Chilled Whole</i>	4,769	14,844	3.11			
Total for Other chilled finfish	4,769	14,844				
Other frozen finfish						
<i>Finfish, Frozen Whole</i>	179,285	525,809	2.93			
Total for Other frozen finfish	179,285	525,809				
Snapper						
<i>Finfish, Frozen Whole</i>	23,000	78,915	3.43			
Total for Snapper	23,000	78,915				
Surimi, Hoki						
<i>Finfish, Surimi Other</i>	39,375	207,707	5.28			
Total for Surimi, Hoki	39,375	207,707				
Trevally						
<i>Finfish, Frozen Whole</i>	6,600	14,367	2.18			
Total for Trevally	6,600	14,367				
Total for Jordan	365,499	1,138,589		7,000	38,837	

<i>NETT</i>	<i>Jan 2011 -- Dec 2011</i>			<i>Month-to-Date: December - 2011</i>		
	<i>Weight (kg)</i>	<i>FOB* Value (\$NZ)</i>	<i>Unit Value</i>	<i>Weight (kg)</i>	<i>FOB* Value (\$NZ)</i>	<i>Unit Value</i>
Kampuchea, Democratic						
Paua						
<i>Other Molluscs, Processed</i>	13,464	835,069	62.02	1,122	74,188	66.12
Total for Paua	13,464	835,069		1,122	74,188	
Total for Kampuchea, Democrat	13,464	835,069		1,122	74,188	

<i>NETT</i>	<i>Jan 2011 -- Dec 2011</i>			<i>Month-to-Date: December - 2011</i>		
	<i>Weight (kg)</i>	<i>FOB* Value (\$NZ)</i>	<i>Unit Value</i>	<i>Weight (kg)</i>	<i>FOB* Value (\$NZ)</i>	<i>Unit Value</i>
Kenya						
Kahawai						
<i>Finfish, Frozen Whole</i>	60,180	49,755	0.83			
Total for Kahawai	60,180	49,755				
Mackerel, Jack						
<i>Finfish, Frozen Whole</i>	54,000	61,002	1.13			
Total for Mackerel, Jack	54,000	61,002				
Total for Kenya	114,180	110,757				

NETT	Jan 2011 -- Dec 2011			Month-to-Date: December - 2011		
	Weight (kg)	FOB* Value (\$NZ)	Unit Value	Weight (kg)	FOB* Value (\$NZ)	Unit Value
Kiribati						
Mackerel						
<i>Finfish, Processed Cans or Jars, Whole</i>	612	2,232	3.65			
Total for Mackerel	612	2,232				
Sardines						
<i>Finfish, Processed Cans or Jars, Whole</i>	2,288	11,810	5.16			
Total for Sardines	2,288	11,810				
Tunas & Atlantic Bonito						
<i>Finfish, Processed Cans or Jars, Whole</i>	1,154	8,486	7.35			
Total for Tunas & Atlantic Bonit	1,154	8,486				
Total for Kiribati	4,054	22,528				

NETT	Jan 2011 -- Dec 2011			Month-to-Date: December - 2011		
	Weight (kg)	FOB* Value (\$NZ)	Unit Value	Weight (kg)	FOB* Value (\$NZ)	Unit Value
Korea, Republic Of						
Alfonsino						
<i>Finfish, Frozen Whole</i>	1,260	940	0.75			
Total for Alfonsino	1,260	940				
Barracouta						
<i>Finfish, Frozen Headed and Gutted</i>	54,504	65,401	1.20			
<i>Finfish, Frozen Other form</i>	2,088	1,437	0.69			
<i>Finfish, Frozen Whole</i>	18,036	10,576	0.59	4,608	2,471	0.54
Total for Barracouta	74,628	77,414		4,608	2,471	
Cod, Blue						
<i>Finfish, Frozen Headed and Gutted</i>	48	70	1.46			
Total for Cod, Blue	48	70				
Cod, Red						
<i>Finfish, Frozen Other form</i>	18,312	11,333	0.62			
<i>Finfish, Frozen Whole</i>	7,770	7,499	0.97			
Total for Cod, Red	26,082	18,832				
Crustaceans						
<i>Other Crustacea, Processed</i>	723,280	3,863,605	5.34	62,040	312,683	5.04
Total for Crustaceans	723,280	3,863,605		62,040	312,683	
Crustn, Molluscs extract						
<i>Other Crustacea, Processed</i>	104	123,620	1188.65			
<i>Other Crustacea, Processed Extracts</i>	1,106	822,104	743.31	50	71,952	1439.04
Total for Crustn, Molluscs extra	1,210	945,724		50	71,952	
Eels						
<i>Finfish, Chilled Live</i>	338,886	2,551,433	7.53	13,703	170,917	12.47
<i>Finfish, Chilled Other form</i>	510	8,676	17.01			
<i>Finfish, Frozen Whole</i>	13,024	49,891	3.83			
Total for Eels	352,420	2,610,000		13,703	170,917	
Fish meal fit for human						
<i>Finfish, Processed Other</i>	130	6,009	46.22			
Total for Fish meal fit for human	130	6,009				
Fish prod unfit for human						
<i>Finfish, Processed Flours,meals,pellets</i>	1,100,070	3,042,579	2.77	130,230	360,980	2.77
<i>Finfish, Processed Other</i>	699,396	1,038,194	1.48	18,816	46,289	2.46
Total for Fish prod unfit for hum	1,799,466	4,080,773		149,046	407,269	
Ghostshark						
<i>Finfish, Frozen Headed and Gutted</i>	384	477	1.24			
<i>Finfish, Frozen Other form</i>	684	417	0.61			
<i>Finfish, Frozen Whole</i>	8,088	8,397	1.04			
Total for Ghostshark	9,156	9,291				

<i>NETT</i>	<i>Jan 2011 -- Dec 2011</i>			<i>Month-to-Date: December - 2011</i>		
	<i>Weight (kg)</i>	<i>FOB* Value (\$NZ)</i>	<i>Unit Value</i>	<i>Weight (kg)</i>	<i>FOB* Value (\$NZ)</i>	<i>Unit Value</i>
Korea, Republic Of						
Gurnard						
<i>Finfish, Frozen Whole</i>	11,304	17,974	1.59	864	1,118	1.29
Total for Gurnard	11,304	17,974		864	1,118	
Hake						
<i>Finfish, Frozen Headed and Gutted</i>	39,624	218,706	5.52			
<i>Finfish, Frozen Other form</i>	80,484	80,270	1.00			
<i>Finfish, Frozen Whole</i>	1,392	3,841	2.76			
Total for Hake	121,500	302,817				
Hoki						
<i>Finfish, Frozen Fillets</i>	1,590	6,964	4.38			
<i>Finfish, Frozen Headed and Gutted</i>	79,849	204,142	2.56			
<i>Finfish, Frozen Whole</i>	69,508	52,167	0.75			
Total for Hoki	150,947	263,273				
Ling						
<i>Finfish, Frozen Headed and Gutted</i>	1,416	4,215	2.98			
<i>Finfish, Frozen Other form</i>	300,818	338,325	1.12	23,328	26,835	1.15
<i>Finfish, Frozen Whole</i>	24	26	1.08			
Total for Ling	302,258	342,566		23,328	26,835	
Livers and Roe						
<i>Finfish, Frozen Whole</i>	1,038,235	3,368,853	3.24	79,695	296,281	3.72
Total for Livers and Roe	1,038,235	3,368,853		79,695	296,281	
Mackerel, Jack						
<i>Finfish, Frozen Headed and Gutted</i>	7,296	10,210	1.40			
<i>Finfish, Frozen Other form</i>	3,600	1,538	0.43			
<i>Finfish, Frozen Whole</i>	52,392	68,166	1.30	27,890	57,029	2.04
Total for Mackerel, Jack	63,288	79,914		27,890	57,029	
Monkfish (Stargazer)						
<i>Finfish, Frozen Headed and Gutted</i>	4,790	23,226	4.85			
<i>Finfish, Frozen Whole</i>	44	86	1.95			
Total for Monkfish (Stargazer)	4,834	23,312				
Mullet						
<i>Finfish, Frozen Other form</i>	528	322	0.61			
Total for Mullet	528	322				
Mussels						
<i>Mussels, Freeze-dried pwd</i>	2,000	98,622	49.31	100	5,658	56.58
<i>Mussels, HS Frozen</i>	3,089,950	16,829,145	5.45	277,551	1,627,571	5.86
<i>Mussels, Live</i>	199	1,387	6.97			
<i>Mussels, Meat Frozen</i>	40,814	121,833	2.99	500	3,589	7.18
<i>Mussels, Pre'ed/Marinated</i>	150	9,824	65.49	100	6,541	65.41
<i>Mussels, Whole Frozen</i>	139,315	458,106	3.29			

NETT	Jan 2011 -- Dec 2011			Month-to-Date: December - 2011		
	Weight (kg)	FOB* Value (\$NZ)	Unit Value	Weight (kg)	FOB* Value (\$NZ)	Unit Value
Korea, Republic Of						
Total for Mussels	3,272,428	17,518,917		278,251	1,643,359	
Octopus						
Other Molluscs, Frozen Whole	2,328	2,979	1.28			
Total for Octopus	2,328	2,979				
Orange Roughy						
Finfish, Frozen Whole	55,750	125,878	2.26			
Total for Orange Roughy	55,750	125,878				
Other Dogfish/Shark						
Finfish, Frozen Other form	10	60	6.00			
Total for Other Dogfish/Shark	10	60				
Other frozen fillets						
Finfish, Frozen Fillets	22,490	471,183	20.95			
Total for Other frozen fillets	22,490	471,183				
Other frozen finfish						
Finfish, Frozen Headed and Guttled	35,928	45,119	1.26			
Finfish, Frozen Other form	118,602	473,320	3.99	19,000	89,554	4.71
Finfish, Frozen Whole	256,678	328,328	1.28	8,832	10,572	1.20
Total for Other frozen finfish	411,208	846,767		27,832	100,126	
Other invertebrate						
Other, Live, Chilled or Frozen	302	11,270	37.32			
Total for Other invertebrate	302	11,270				
Other Molluscs						
Other Molluscs, Live, Chilled or Frozen	21,610	37,839	1.75	3,000	5,631	1.88
Total for Other Molluscs	21,610	37,839		3,000	5,631	
Rays & Skates						
Finfish, Frozen Fillets	293,195	944,110	3.22	24,308	86,700	3.57
Total for Rays & Skates	293,195	944,110		24,308	86,700	
Salmon						
Finfish, Chilled Whole	1,004	12,654	12.60			
Total for Salmon	1,004	12,654				
Salmonidae						
Finfish, Chilled Fillets	10	72	7.20			
Total for Salmonidae	10	72				
Sea Perch						
Finfish, Frozen Whole	505,068	550,068	1.09	19,824	19,936	1.01
Total for Sea Perch	505,068	550,068		19,824	19,936	
Snapper						

NETT	Jan 2011 -- Dec 2011			Month-to-Date: December - 2011		
	Weight (kg)	FOB* Value (\$NZ)	Unit Value	Weight (kg)	FOB* Value (\$NZ)	Unit Value
Korea, Republic Of						
<i>Finfish, Frozen Whole</i>	254,690	1,915,821	7.52	64,440	521,644	8.10
Total for Snapper	254,690	1,915,821		64,440	521,644	
Sole, Lemon						
<i>Finfish, Frozen Whole</i>	10	61	6.10			
Total for Sole, Lemon	10	61				
Southern Blue Whiting						
<i>Finfish, Frozen Other form</i>	784	712	0.91			
<i>Finfish, Frozen Whole</i>	2,640	1,235	0.47			
Total for Southern Blue Whiting	3,424	1,947				
Spiny Dogfish						
<i>Finfish, Frozen Whole</i>	841,839	885,941	1.05	36,408	36,150	0.99
Total for Spiny Dogfish	841,839	885,941		36,408	36,150	
Squid						
<i>Squid, Frozen Tubes/Steaks</i>	1,950	2,596	1.33			
<i>Squid, Frozen Whole</i>	4,670,356	11,381,281	2.44	14,430	18,454	1.28
Total for Squid	4,672,306	11,383,877		14,430	18,454	
Warehou, Blue						
<i>Finfish, Frozen Headed and Guttred</i>	24	55	2.29			
<i>Finfish, Frozen Whole</i>	480	746	1.55			
Total for Warehou, Blue	504	801				
Warehou, Silver						
<i>Finfish, Frozen Headed and Guttred</i>	24	26	1.08			
<i>Finfish, Frozen Whole</i>	1,488	4,455	2.99			
Total for Warehou, Silver	1,512	4,481				
Total for Korea, Republic Of	15,040,262	50,726,415		829,717	3,778,555	

NETT	Jan 2011 -- Dec 2011			Month-to-Date: December - 2011		
	Weight (kg)	FOB* Value (\$NZ)	Unit Value	Weight (kg)	FOB* Value (\$NZ)	Unit Value
Kuwait						
Mussels						
<i>Mussels, Pre'ed/Marinated</i>	29	662	22.83	29	662	22.83
Total for Mussels	29	662		29	662	
Oysters, Pacific						
<i>Oysters, Chilled or Frozen</i>	188	2,296	12.21			
Total for Oysters, Pacific	188	2,296				
Salmon, Pacific						
<i>Finfish, Processed Smoked</i>	75	3,221	42.95	75	3,221	42.95
Total for Salmon, Pacific	75	3,221		75	3,221	
Total for Kuwait	292	6,179		104	3,883	

NETT	Jan 2011 -- Dec 2011			Month-to-Date: December - 2011		
	Weight (kg)	FOB* Value (\$NZ)	Unit Value	Weight (kg)	FOB* Value (\$NZ)	Unit Value
Lebanon						
Hoki						
<i>Finfish, Frozen Fillets</i>	2,000	11,509	5.75			
Total for Hoki	2,000	11,509				
Mussels						
<i>Mussels, HS Frozen</i>	30,827	163,261	5.30	468	2,463	5.26
<i>Mussels, Meat Frozen</i>	1,740	11,351	6.52			
<i>Mussels, Whole Frozen</i>	3,050	11,795	3.87			
Total for Mussels	35,617	186,407		468	2,463	
Other clams frozen						
<i>Other Molluscs, Live, Chilled or Frozen</i>	200	1,147	5.74			
Total for Other clams frozen	200	1,147				
Total for Lebanon	37,817	199,063		468	2,463	

<i>NETT</i>	<i>Jan 2011 -- Dec 2011</i>			<i>Month-to-Date: December - 2011</i>		
	<i>Weight (kg)</i>	<i>FOB* Value (\$NZ)</i>	<i>Unit Value</i>	<i>Weight (kg)</i>	<i>FOB* Value (\$NZ)</i>	<i>Unit Value</i>
Liberia						
Mackerel, Blue						
<i>Finfish, Frozen Whole</i>	27,000	31,238	1.16			
Total for Mackerel, Blue	27,000	31,238				
Mackerel, Jack						
<i>Finfish, Frozen Whole</i>	24,320	32,240	1.33			
Total for Mackerel, Jack	24,320	32,240				
Total for Liberia	51,320	63,478				

NETT	Jan 2011 -- Dec 2011			Month-to-Date: December - 2011		
	Weight (kg)	FOB* (\$NZ)	Value Unit Value	Weight (kg)	FOB* (\$NZ)	Value Unit Value
Lithuania						
Cod, Red						
<i>Finfish, Frozen Fillets</i>	42,220	141,227	3.35			
<i>Finfish, Frozen Headed and Guttled</i>	106,394	283,941	2.67	7,617	22,600	2.97
<i>Finfish, Frozen Other form</i>	52,838	139,891	2.65	14,120	44,918	3.18
Total for Cod, Red	201,452	565,059		21,737	67,518	
Finfish, minced blocks						
<i>Finfish, Processed Other</i>	5,520	12,968	2.35			
Total for Finfish, minced blocks	5,520	12,968				
Ghostshark						
<i>Finfish, Frozen Headed and Guttled</i>	143,702	403,291	2.81	41,782	137,726	3.30
<i>Finfish, Frozen Other form</i>	66,021	144,140	2.18	20,846	53,317	2.56
Total for Ghostshark	209,723	547,431		62,628	191,043	
Ling						
<i>Finfish, Frozen Other form</i>	1,737	591	0.34			
Total for Ling	1,737	591				
Mackerel, Blue						
<i>Finfish, Frozen Headed and Guttled</i>	39,328	71,424	1.82			
<i>Finfish, Frozen Whole</i>	63,650	104,552	1.64	25,000	39,955	1.60
Total for Mackerel, Blue	102,978	175,976		25,000	39,955	
Mackerel, Jack						
<i>Finfish, Frozen Other form</i>	170,340	329,243	1.93			
Total for Mackerel, Jack	170,340	329,243				
Mussels						
<i>Mussels, HS Frozen</i>	14,340	63,474	4.43	4,400	12,080	2.75
<i>Mussels, Meat Frozen</i>	5,500	20,056	3.65			
Total for Mussels	19,840	83,530		4,400	12,080	
Oreo Dory, Black						
<i>Finfish, Frozen Headed and Guttled</i>	87,076	150,713	1.73	7,810	21,474	2.75
Total for Oreo Dory, Black	87,076	150,713		7,810	21,474	
Oreo Dory, Other						
<i>Finfish, Frozen Headed and Guttled</i>	26,452	48,442	1.83			
Total for Oreo Dory, Other	26,452	48,442				
Other frozen fillets						
<i>Finfish, Frozen Fillets</i>	15,780	48,583	3.08	1,350	4,539	3.36
Total for Other frozen fillets	15,780	48,583		1,350	4,539	
Other frozen finfish						
<i>Finfish, Frozen Headed and Guttled</i>	28,859	54,790	1.90	5,739	12,304	2.14
<i>Finfish, Frozen Whole</i>	8,344	15,545	1.86	7,487	14,189	1.90

<i>NETT</i>	<i>Jan 2011 -- Dec 2011</i>			<i>Month-to-Date: December - 2011</i>		
	<i>Weight (kg)</i>	<i>FOB* Value (\$NZ)</i>	<i>Unit Value</i>	<i>Weight (kg)</i>	<i>FOB* Value (\$NZ)</i>	<i>Unit Value</i>
Lithuania						
Total for Other frozen finfish	37,203	70,335		13,226	26,493	
Southern Blue Whiting						
<i>Finfish, Frozen Headed and Gutted</i>	245,115	438,167	1.79	8,100	20,748	2.56
<i>Finfish, Frozen Other form</i>	205,725	495,720	2.41			
Total for Southern Blue Whiting	450,840	933,887		8,100	20,748	
Warehou, Silver						
<i>Finfish, Frozen Headed and Gutted</i>	32,549	88,816	2.73			
Total for Warehou, Silver	32,549	88,816				
Total for Lithuania	1,361,490	3,055,574		144,251	383,850	

<i>NETT</i>	<i>Jan 2011 -- Dec 2011</i>			<i>Month-to-Date: December - 2011</i>		
	<i>Weight (kg)</i>	<i>FOB* Value (\$NZ)</i>	<i>Unit Value</i>	<i>Weight (kg)</i>	<i>FOB* Value (\$NZ)</i>	<i>Unit Value</i>
Macau						
Other invertebrate						
<i>Other, Live, Chilled or Frozen</i>	989	10,739	10.86	989	10,739	10.86
Total for Other invertebrate	989	10,739		989	10,739	
Total for Macau	989	10,739		989	10,739	

NETT	Jan 2011 -- Dec 2011			Month-to-Date: December - 2011		
	Weight (kg)	FOB* Value (\$NZ)	Unit Value	Weight (kg)	FOB* Value (\$NZ)	Unit Value
Malaysia						
Alfonsino						
<i>Finfish, Frozen Headed and Gutted</i>	81	132	1.63			
Total for Alfonsino	81	132				
Bluenose						
<i>Finfish, Chilled Whole</i>	86	807	9.38			
Total for Bluenose	86	807				
Cockles						
<i>Other Molluscs, Live, Chilled or Frozen</i>	1,005	9,324	9.28			
Total for Cockles	1,005	9,324				
Cod, Blue						
<i>Finfish, Chilled Fillets</i>	130	3,820	29.38			
<i>Finfish, Frozen Fillets</i>	320	7,005	21.89			
<i>Finfish, Frozen Headed and Gutted</i>	800	9,447	11.81			
Total for Cod, Blue	1,250	20,272				
Cod, Red						
<i>Finfish, Frozen Fillets</i>	194	1,251	6.45			
<i>Finfish, Frozen Whole</i>	5,980	15,534	2.60			
Total for Cod, Red	6,174	16,785				
Crustn, Molluscs extract						
<i>Other Crustacea, Processed</i>	77	3,075	39.94			
<i>Other Crustacea, Processed Extracts</i>	120	4,588	38.23	47	2,313	49.21
Total for Crustn, Molluscs extra	197	7,663		47	2,313	
Elephant Fish						
<i>Finfish, Frozen Other form</i>	7,605	143,636	18.89			
Total for Elephant Fish	7,605	143,636				
Finfish extracts and juices						
<i>Finfish, Processed Extracts</i>	50	2,094	41.88			
Total for Finfish extracts and jui	50	2,094				
Finfish, fillet blocks						
<i>Finfish, Crumbed, Battered</i>	52,560	291,498	5.55			
Total for Finfish, fillet blocks	52,560	291,498				
Finfish, other fish meat						
<i>Finfish, Processed Other</i>	18,380	35,893	1.95			
Total for Finfish, other fish meat	18,380	35,893				
Fish prod unfit for human						
<i>Finfish, Processed Other</i>	186,711	494,519	2.65	42,929	127,610	2.97
Total for Fish prod unfit for hum	186,711	494,519		42,929	127,610	

NETT	Jan 2011 -- Dec 2011			Month-to-Date: December - 2011		
	Weight (kg)	FOB* (\$NZ)	Value Unit Value	Weight (kg)	FOB* (\$NZ)	Value Unit Value

Malaysia

Flounder

<i>Finfish, Chilled Whole</i>	268	3,434	12.81	13	182	14.00
Total for Flounder	268	3,434		13	182	

Ghostshark

<i>Finfish, Frozen Fillets</i>	38,290	245,450	6.41			
Total for Ghostshark	38,290	245,450				

Groper

<i>Finfish, Chilled Fillets</i>	10	105	10.50			
<i>Finfish, Chilled Whole</i>	103	1,160	11.26	8	91	11.38
<i>Finfish, Frozen Fillets</i>	8,854	24,712	2.79			
Total for Groper	8,967	25,977		8	91	

Gurnard

<i>Finfish, Chilled Whole</i>	602	5,377	8.93	82	741	9.04
Total for Gurnard	602	5,377		82	741	

Hoki

<i>Finfish, Frozen Fillets</i>	2,946	18,603	6.31	2,286	14,353	6.28
Total for Hoki	2,946	18,603		2,286	14,353	

John Dory

<i>Finfish, Chilled Whole</i>	300	3,846	12.82	23	300	13.04
Total for John Dory	300	3,846		23	300	

Kingfish, Yellowtail

<i>Finfish, Chilled Whole</i>	176	1,986	11.28	6	72	12.00
Total for Kingfish, Yellowtail	176	1,986		6	72	

Ling

<i>Finfish, Frozen Fillets</i>	2,920	8,150	2.79			
<i>Finfish, Frozen Other form</i>	41,134	121,530	2.95	20,635	77,339	3.75
Total for Ling	44,054	129,680		20,635	77,339	

Monkfish (Stargazer)

<i>Finfish, Frozen Headed and Gutted</i>	250	1,474	5.90			
<i>Finfish, Frozen Other form</i>	500	2,621	5.24			
Total for Monkfish (Stargazer)	750	4,095				

Mussels

<i>Mussels, Freeze-dried pwd</i>	6	268	44.67			
<i>Mussels, HS Frozen</i>	436,644	2,334,934	5.35	11,463	68,092	5.94
<i>Mussels, Live</i>	100	300	3.00			
<i>Mussels, Meat Frozen</i>	44,502	265,989	5.98	1,670	9,699	5.81
Total for Mussels	481,252	2,601,491		13,133	77,791	

Other chilled finfish

NETT	Jan 2011 -- Dec 2011			Month-to-Date: December - 2011		
	Weight (kg)	FOB* (\$NZ)	Value Unit	Weight (kg)	FOB* (\$NZ)	Value Unit
Malaysia						
<i>Finfish, Chilled Whole</i>	400	4,655	11.64			
Total for Other chilled finfish	400	4,655				
Other Dogfish/Shark						
<i>Finfish, Frozen Other form</i>	3,665	22,044	6.01			
Total for Other Dogfish/Shark	3,665	22,044				
Other dried finfish						
<i>Other,</i>	2,313	107,413	46.44			
Total for Other dried finfish	2,313	107,413				
Other frozen fillets						
<i>Finfish, Frozen Fillets</i>	408	4,006	9.82			
Total for Other frozen fillets	408	4,006				
Other frozen finfish						
<i>Finfish, Frozen Headed and Guttled</i>	14,680	40,397	2.75	1,800	4,969	2.76
<i>Finfish, Frozen Other form</i>	720	1,920	2.67	720	1,920	2.67
<i>Finfish, Frozen Whole</i>	133,063	415,432	3.12	56,960	197,023	3.46
Total for Other frozen finfish	148,463	457,749		59,480	203,912	
Other invertebrate						
<i>Other, Live, Chilled or Frozen</i>	702	21,862	31.14			
Total for Other invertebrate	702	21,862				
Other minced						
<i>Finfish, Processed Packed</i>	75,872	169,729	2.24	11,310	27,676	2.45
Total for Other minced	75,872	169,729		11,310	27,676	
Other preparations						
<i>Other, Processed Other</i>	301	1,725	5.73			
Total for Other preparations	301	1,725				
Other salted, in brine						
<i>Other,</i>	27	1,292	47.85			
Total for Other salted, in brine	27	1,292				
Oysters, Pacific						
<i>Oysters, Live</i>	120	810	6.75			
Total for Oysters, Pacific	120	810				
Oysters, Rock						
<i>Oysters, Chilled or Frozen</i>	338	2,268	6.71			
Total for Oysters, Rock	338	2,268				
Paua						
<i>Other Molluscs, Live, Chilled or Frozen</i>	497	5,107	10.28			
<i>Other Molluscs, Processed</i>	42,544	2,521,567	59.27			

NETT	Jan 2011 -- Dec 2011			Month-to-Date: December - 2011		
	Weight (kg)	FOB* Value (\$NZ)	Unit Value	Weight (kg)	FOB* Value (\$NZ)	Unit Value
Malaysia						
Total for Paua	43,041	2,526,674				
Rock Lobster						
Rock Lobster, Chilled Live	7,863	711,073	90.43	1,103	103,034	93.41
Rock Lobster, Frozen Other form	2,400	14,187	5.91			
Rock Lobster, Frozen Whole	90	3,732	41.47			
Total for Rock Lobster	10,353	728,992		1,103	103,034	
Salmon						
Finfish, Chilled Other form	4	96	24.00	4	96	24.00
Finfish, Chilled Whole	13,048	166,051	12.73	1,083	13,415	12.39
Total for Salmon	13,052	166,147		1,087	13,511	
Salmon, Other						
Finfish, Frozen Headed and Gutted	19,003	190,561	10.03			
Finfish, Frozen Other form	11,219	101,341	9.03			
Total for Salmon, Other	30,222	291,902				
Salmon, Pacific						
Finfish, Processed Smoked	73	2,230	30.55	12	362	30.17
Total for Salmon, Pacific	73	2,230		12	362	
Salmon, Sockeye						
Finfish, Frozen Headed and Gutted	15,424	181,187	11.75			
Total for Salmon, Sockeye	15,424	181,187				
Salmonidae						
Finfish, Chilled Fillets	43	1,048	24.37			
Total for Salmonidae	43	1,048				
School shark						
Finfish, Frozen Other form	12,392	476,367	38.44			
Total for School shark	12,392	476,367				
Sea Perch						
Finfish, Frozen Whole	25,140	51,522	2.05			
Total for Sea Perch	25,140	51,522				
Snapper						
Finfish, Chilled Other form	650	8,510	13.09			
Finfish, Chilled Whole	2,584	31,477	12.18	180	2,064	11.47
Total for Snapper	3,234	39,987		180	2,064	
Sole, Lemon						
Finfish, Frozen Whole	300	1,587	5.29			
Total for Sole, Lemon	300	1,587				
Sole, New Zealand						
Finfish, Frozen Fillets	30	465	15.50			

NETT	Jan 2011 -- Dec 2011			Month-to-Date: December - 2011		
	Weight (kg)	FOB* (\$NZ)	Value Unit Value	Weight (kg)	FOB* (\$NZ)	Value Unit Value
Malaysia						
<i>Finfish, Frozen Whole</i>	1,190	6,239	5.24			
Total for Sole, New Zealand	1,220	6,704				
Spiny Dogfish						
<i>Finfish, Frozen Other form</i>	12,495	225,978	18.09			
Total for Spiny Dogfish	12,495	225,978				
Spotted Dogfish (Rig)						
<i>Finfish, Frozen Other form</i>	1,730	33,165	19.17			
Total for Spotted Dogfish (Rig)	1,730	33,165				
Swordfish						
<i>Finfish, Chilled Headed and Gutted</i>	29	449	15.48			
Total for Swordfish	29	449				
Tarakihi						
<i>Finfish, Chilled Whole</i>	107	1,024	9.57	33	314	9.52
Total for Tarakihi	107	1,024		33	314	
Trevally						
<i>Finfish, Chilled Whole</i>	268	2,387	8.91			
<i>Finfish, Frozen Whole</i>	70,950	129,463	1.82			
Total for Trevally	71,218	131,850				
Tuna, Other						
<i>Finfish, Frozen Headed and Gutted</i>	3,500	10,044	2.87			
Total for Tuna, Other	3,500	10,044				
Total for Malaysia	1,327,886	9,732,972		152,367	651,665	

<i>NETT</i>	<i>Jan 2011 -- Dec 2011</i>			<i>Month-to-Date: December - 2011</i>		
	<i>Weight (kg)</i>	<i>FOB* Value (\$NZ)</i>	<i>Unit Value</i>	<i>Weight (kg)</i>	<i>FOB* Value (\$NZ)</i>	<i>Unit Value</i>
Malta						
Mussels						
<i>Mussels, HS Frozen</i>	26,720	144,582	5.41			
Total for Mussels	26,720	144,582				
Total for Malta	26,720	144,582				

<i>NETT</i>	<i>Jan 2011 -- Dec 2011</i>			<i>Month-to-Date: December - 2011</i>		
	<i>Weight (kg)</i>	<i>FOB* Value (\$NZ)</i>	<i>Unit Value</i>	<i>Weight (kg)</i>	<i>FOB* Value (\$NZ)</i>	<i>Unit Value</i>
Martinique						
Mussels						
<i>Mussels, HS Frozen</i>	6,996	30,188	4.32			
<i>Mussels, Whole Frozen</i>	4,992	28,667	5.74			
Total for Mussels	11,988	58,855				
Total for Martinique	11,988	58,855				

<i>NETT</i>	<i>Jan 2011 -- Dec 2011</i>			<i>Month-to-Date: December - 2011</i>		
	<i>Weight (kg)</i>	<i>FOB* Value (\$NZ)</i>	<i>Unit Value</i>	<i>Weight (kg)</i>	<i>FOB* Value (\$NZ)</i>	<i>Unit Value</i>
Mauritius						
Barracouta						
<i>Finfish, Frozen Headed and Guttled</i>	321,940	545,987	1.70			
<i>Finfish, Frozen Other form</i>	15,800	35,116	2.22	15,800	35,116	2.22
<i>Finfish, Frozen Whole</i>	293,620	557,155	1.90			
Total for Barracouta	631,360	1,138,258		15,800	35,116	
Cod, Red						
<i>Finfish, Frozen Fillets</i>	270	1,406	5.21			
Total for Cod, Red	270	1,406				
Fish fingers						
<i>Finfish, Processed Other</i>	2,656	22,746	8.56	1,120	9,105	8.13
Total for Fish fingers	2,656	22,746		1,120	9,105	
Hoki						
<i>Finfish, Frozen Fillets</i>	188	955	5.08			
Total for Hoki	188	955				
Mussels						
<i>Mussels, HS Frozen</i>	53,848	311,754	5.79			
<i>Mussels, Whole Frozen</i>	4,100	35,448	8.65	700	3,636	5.19
Total for Mussels	57,948	347,202		700	3,636	
Other preparations						
<i>Other, Processed Other</i>	7,837	85,312	10.89	3,258	36,595	11.23
Total for Other preparations	7,837	85,312		3,258	36,595	
Squid						
<i>Squid, Frozen Other Form</i>	204	2,408	11.80	82	993	12.11
Total for Squid	204	2,408		82	993	
Tarakihi						
<i>Finfish, Frozen Fillets</i>	94	488	5.19			
Total for Tarakihi	94	488				
Tuna, Skipjack						
<i>Finfish, Frozen Whole</i>	4,477,392	7,999,916	1.79			
Total for Tuna, Skipjack	4,477,392	7,999,916				
Total for Mauritius	5,177,949	9,598,691		20,960	85,445	

<i>NETT</i>	<i>Jan 2011 -- Dec 2011</i>			<i>Month-to-Date: December - 2011</i>		
	<i>Weight (kg)</i>	<i>FOB* Value (\$NZ)</i>	<i>Unit Value</i>	<i>Weight (kg)</i>	<i>FOB* Value (\$NZ)</i>	<i>Unit Value</i>
Mexico						
Crustaceans						
<i>Other Crustacea, Processed</i>	6,320	145,557	23.03	720	18,038	25.05
Total for Crustaceans	6,320	145,557		720	18,038	
Mussels						
<i>Mussels, HS Frozen</i>	224,033	1,209,943	5.40	38,874	173,076	4.45
Total for Mussels	224,033	1,209,943		38,874	173,076	
Total for Mexico	230,353	1,355,500		39,594	191,114	

<i>NETT</i>	<i>Jan 2011 -- Dec 2011</i>			<i>Month-to-Date: December - 2011</i>		
	<i>Weight (kg)</i>	<i>FOB* Value (\$NZ)</i>	<i>Unit Value</i>	<i>Weight (kg)</i>	<i>FOB* Value (\$NZ)</i>	<i>Unit Value</i>
Moldova						
Mackerel, Jack						
<i>Finfish, Frozen Headed and Gutted</i>	15,744	27,355	1.74			
Total for Mackerel, Jack	15,744	27,355				
Warehou, Silver						
<i>Finfish, Frozen Headed and Gutted</i>	15,360	49,103	3.20			
Total for Warehou, Silver	15,360	49,103				
Total for Moldova	31,104	76,458				

NETT	Jan 2011 -- Dec 2011			Month-to-Date: December - 2011		
	Weight (kg)	FOB* Value (\$NZ)	Unit Value	Weight (kg)	FOB* Value (\$NZ)	Unit Value
Mongolia						
Hoki						
<i>Finfish, Frozen Fillets</i>	10,486	63,948	6.10			
Total for Hoki	10,486	63,948				
Other Molluscs						
<i>Other Molluscs, Processed</i>	1,000	8,538	8.54			
Total for Other Molluscs	1,000	8,538				
Other preparations						
<i>Other, Processed Other</i>	8,518	54,780	6.43			
Total for Other preparations	8,518	54,780				
Southern Blue Whiting						
<i>Finfish, Frozen Fillets</i>	1,489	8,894	5.97			
Total for Southern Blue Whiting	1,489	8,894				
Total for Mongolia	21,493	136,160				

NETT	Jan 2011 -- Dec 2011			Month-to-Date: December - 2011		
	Weight (kg)	FOB* Value (\$NZ)	Unit Value	Weight (kg)	FOB* Value (\$NZ)	Unit Value
Mozambique						
Mackerel, Jack						
<i>Finfish, Frozen Other form</i>	100,820	126,121	1.25			
<i>Finfish, Frozen Whole</i>	2,009,340	3,040,408	1.51	123,080	219,723	1.79
Total for Mackerel, Jack	2,110,160	3,166,529		123,080	219,723	
Southern Blue Whiting						
<i>Finfish, Frozen Fillets</i>	5,850	23,212	3.97			
<i>Finfish, Frozen Headed and Guttled</i>	600	1,370	2.28			
Total for Southern Blue Whiting	6,450	24,582				
Squid						
<i>Squid, Frozen Whole</i>	10,568	30,912	2.93			
Total for Squid	10,568	30,912				
Total for Mozambique	2,127,178	3,222,023		123,080	219,723	

<i>NETT</i>	<i>Jan 2011 -- Dec 2011</i>			<i>Month-to-Date: December - 2011</i>		
	<i>Weight (kg)</i>	<i>FOB* Value (\$NZ)</i>	<i>Unit Value</i>	<i>Weight (kg)</i>	<i>FOB* Value (\$NZ)</i>	<i>Unit Value</i>
Namibia						
Mackerel, Jack						
<i>Finfish, Frozen Whole</i>	371,960	544,517	1.46			
Total for Mackerel, Jack	371,960	544,517				
Total for Namibia	371,960	544,517				

NETT	Jan 2011 -- Dec 2011			Month-to-Date: December - 2011		
	Weight (kg)	FOB* (\$NZ)	Value Unit Value	Weight (kg)	FOB* (\$NZ)	Value Unit Value
Netherlands						
Cod, Blue						
<i>Finfish, Frozen Other form</i>	84	954	11.36			
Total for Cod, Blue	84	954				
Cod, Red						
<i>Finfish, Frozen Fillets</i>	9,365	56,323	6.01			
Total for Cod, Red	9,365	56,323				
Finfish, fillet blocks						
<i>Finfish, Crumbed, Battered</i>	40,388	139,026	3.44			
Total for Finfish, fillet blocks	40,388	139,026				
Ghostshark						
<i>Finfish, Frozen Fillets</i>	4,000	30,838	7.71			
Total for Ghostshark	4,000	30,838				
Hoki						
<i>Finfish, Frozen Fillets</i>	706,375	3,309,846	4.69	35,802	192,493	5.38
Total for Hoki	706,375	3,309,846		35,802	192,493	
Kahawai						
<i>Finfish, Frozen Whole</i>	56,360	73,363	1.30			
Total for Kahawai	56,360	73,363				
Mackerel, Blue						
<i>Finfish, Frozen Whole</i>	79,580	147,039	1.85	33,060	62,502	1.89
Total for Mackerel, Blue	79,580	147,039		33,060	62,502	
Mackerel, Jack						
<i>Finfish, Frozen Whole</i>	74,000	114,738	1.55	50,000	79,097	1.58
Total for Mackerel, Jack	74,000	114,738		50,000	79,097	
Mussels						
<i>Mussels, Freeze-dried pwd</i>	750	30,629	40.84			
<i>Mussels, HS Frozen</i>	498,292	2,728,204	5.48	56,276	325,847	5.79
Total for Mussels	499,042	2,758,833		56,276	325,847	
Orange Roughy						
<i>Finfish, Frozen Fillets</i>	3,780	69,139	18.29			
Total for Orange Roughy	3,780	69,139				
Oreo Dory, Smooth						
<i>Finfish, Frozen Fillets</i>	7,000	57,640	8.23	1,000	8,415	8.42
Total for Oreo Dory, Smooth	7,000	57,640		1,000	8,415	
Other frozen finfish						
<i>Finfish, Frozen Other form</i>	5,500	22,968	4.18	5,500	22,968	4.18
Total for Other frozen finfish	5,500	22,968		5,500	22,968	

NETT	Jan 2011 -- Dec 2011			Month-to-Date: December - 2011		
	Weight (kg)	FOB* Value (\$NZ)	Unit Value	Weight (kg)	FOB* Value (\$NZ)	Unit Value
Netherlands						
Other invertebrate						
<i>Other, Live, Chilled or Frozen</i>	6,314	209,631	33.20	6,314	209,631	33.20
Total for Other invertebrate	6,314	209,631		6,314	209,631	
Other Molluscs						
<i>Other Molluscs, Live, Chilled or Frozen</i>	3,070	25,983	8.46			
Total for Other Molluscs	3,070	25,983				
Oysters, Pacific						
<i>Oysters, Chilled or Frozen</i>	20,025	133,991	6.69			
Total for Oysters, Pacific	20,025	133,991				
Paua						
<i>Other Molluscs, Live, Chilled or Frozen</i>	4,743	159,997	33.73			
Total for Paua	4,743	159,997				
Squid						
<i>Squid, Frozen Whole</i>	61,420	205,864	3.35			
Total for Squid	61,420	205,864				
Trevally						
<i>Finfish, Frozen Fillets</i>	3,730	8,987	2.41			
<i>Finfish, Frozen Whole</i>	67,390	136,577	2.03	15,760	35,583	2.26
Total for Trevally	71,120	145,564		15,760	35,583	
Total for Netherlands	1,652,166	7,661,737		203,712	936,536	

NETT	Jan 2011 -- Dec 2011			Month-to-Date: December - 2011		
	Weight (kg)	FOB* Value (\$NZ)	Unit Value	Weight (kg)	FOB* Value (\$NZ)	Unit Value
New Caledonia						
Cod						
<i>Finfish, Processed Smoked, Dried, Salte</i>	100	730	7.30			
Total for Cod	100	730				
Cod, Red						
<i>Finfish, Frozen Fillets</i>	400	2,810	7.03			
<i>Finfish, Processed Smoked</i>	400	2,760	6.90			
Total for Cod, Red	800	5,570				
Crab						
<i>Other Crustacea, Processed</i>	3,700	28,460	7.69	400	1,910	4.78
Total for Crab	3,700	28,460		400	1,910	
Eels						
<i>Finfish, Frozen Headed and Gutted</i>	45	108	2.40			
Total for Eels	45	108				
Fish cakes						
<i>Finfish, Processed Other</i>	20,602	136,808	6.64	578	4,123	7.13
Total for Fish cakes	20,602	136,808		578	4,123	
Fish fingers						
<i>Finfish, Processed Other</i>	13,835	101,447	7.33	1,080	9,823	9.10
Total for Fish fingers	13,835	101,447		1,080	9,823	
Fish Flours,meals,pellets						
<i>Finfish, Processed Flours,meals,pellets</i>	2,230	10,980	4.92	500	2,420	4.84
Total for Fish Flours,meals,pell	2,230	10,980		500	2,420	
Fish prod unfit for human						
<i>Finfish, Processed Other</i>	42,938	80,053	1.86			
Total for Fish prod unfit for hum	42,938	80,053				
Gurnard						
<i>Finfish, Frozen Fillets</i>	800	9,084	11.36			
Total for Gurnard	800	9,084				
Hake						
<i>Finfish, Frozen Fillets</i>	1,530	12,720	8.31			
Total for Hake	1,530	12,720				
Hoki						
<i>Finfish, Frozen Fillets</i>	19,319	133,604	6.92			
Total for Hoki	19,319	133,604				
John Dory						
<i>Finfish, Frozen Fillets</i>	200	4,020	20.10			
Total for John Dory	200	4,020				

NETT	Jan 2011 -- Dec 2011			Month-to-Date: December - 2011		
	Weight (kg)	FOB* Value (\$NZ)	Unit Value	Weight (kg)	FOB* Value (\$NZ)	Unit Value
New Caledonia						
Ling						
<i>Finfish, Frozen Fillets</i>	250	3,442	13.77			
Total for Ling	250	3,442				
Livers and Roe						
<i>Finfish, Processed Salted or in Brine</i>	4	50	12.50			
Total for Livers and Roe	4	50				
Monkfish (Stargazer)						
<i>Finfish, Chilled Headed and Guttled</i>	142	2,094	14.75			
<i>Finfish, Chilled Other form</i>	60	837	13.95			
<i>Finfish, Frozen Fillets</i>	200	2,564	12.82			
Total for Monkfish (Stargazer)	402	5,495				
Mussels						
<i>Mussels, Crumbed, Battered</i>	50	420	8.40	50	420	8.40
<i>Mussels, HS Frozen</i>	15,531	97,605	6.28	840	5,393	6.42
<i>Mussels, Live</i>	45,706	115,137	2.52	15,130	40,633	2.69
<i>Mussels, Meat Frozen</i>	22,412	176,744	7.89	1,864	14,789	7.93
<i>Mussels, Whole Frozen</i>	23,121	79,698	3.45	6,461	22,377	3.46
Total for Mussels	106,820	469,604		24,345	83,612	
Octopus						
<i>Other Molluscs, Frozen Whole</i>	2,670	17,239	6.46	200	1,760	8.80
Total for Octopus	2,670	17,239		200	1,760	
Orange Roughy						
<i>Finfish, Frozen Fillets</i>	150	3,472	23.15	50	1,175	23.50
Total for Orange Roughy	150	3,472		50	1,175	
Other chilled fillets						
<i>Finfish, Chilled Fillets</i>	100	1,750	17.50			
Total for Other chilled fillets	100	1,750				
Other clams frozen						
<i>Other Molluscs, Live, Chilled or Frozen</i>	100	994	9.94			
Total for Other clams frozen	100	994				
Other Crawfish, frozen						
<i>Other,</i>	600	5,256	8.76	300	2,628	8.76
Total for Other Crawfish, frozen	600	5,256		300	2,628	
Other dried finfish						
<i>Other,</i>	4	93	23.25			
Total for Other dried finfish	4	93				
Other Fish Packed						
<i>Other,</i>	14	77	5.50			

<i>NETT</i>	<i>Jan 2011 -- Dec 2011</i>			<i>Month-to-Date: December - 2011</i>		
	<i>Weight (kg)</i>	<i>FOB* Value (\$NZ)</i>	<i>Unit Value</i>	<i>Weight (kg)</i>	<i>FOB* Value (\$NZ)</i>	<i>Unit Value</i>
New Caledonia						
Total for Other Fish Packed	14		77			
Other Flatfish						
<i>Finfish, Chilled Other form</i>	280	2,825	10.09			
<i>Finfish, Frozen Other form</i>	50	347	6.94			
Total for Other Flatfish	330	3,172				
Other frozen fillets						
<i>Finfish, Frozen Fillets</i>	4,700	25,094	5.34			
Total for Other frozen fillets	4,700	25,094				
Other frozen finfish						
<i>Finfish, Frozen Other form</i>	1,000	3,950	3.95			
<i>Finfish, Frozen Whole</i>	500	3,475	6.95			
Total for Other frozen finfish	1,500	7,425				
Other preparations						
<i>Other, Processed Other</i>	94,167	808,616	8.59	2,981	24,458	8.20
Total for Other preparations	94,167	808,616		2,981	24,458	
Oysters, Dredge						
<i>Oysters, Live</i>	19,821	208,151	10.50	18,501	196,679	10.63
Total for Oysters, Dredge	19,821	208,151		18,501	196,679	
Oysters, Pacific						
<i>Oysters, Live</i>	36,660	306,336	8.36	21,787	193,878	8.90
<i>Oysters, Chilled or Frozen</i>	72,643	580,021	7.98	16,369	154,915	9.46
Total for Oysters, Pacific	109,303	886,357		38,156	348,793	
Oysters, Rock						
<i>Oysters, Chilled or Frozen</i>	50	4,605	92.10	50	4,605	92.10
Total for Oysters, Rock	50	4,605		50	4,605	
Rays & Skates						
<i>Finfish, Frozen Fillets</i>	1,320	7,032	5.33	500	2,650	5.30
Total for Rays & Skates	1,320	7,032		500	2,650	
Salmon						
<i>Finfish, Chilled Other form</i>	81	1,797	22.19			
<i>Finfish, Chilled Whole</i>	10,909	173,700	15.92	2,581	43,614	16.90
Total for Salmon	10,990	175,497		2,581	43,614	
Salmon, Other						
<i>Finfish, Frozen Other form</i>	8,572	181,313	21.15			
Total for Salmon, Other	8,572	181,313				
Salmon, Pacific						
<i>Finfish, Processed Smoked</i>	3,010	50,050	16.63	200	8,380	41.90

NETT	Jan 2011 -- Dec 2011			Month-to-Date: December - 2011		
	Weight (kg)	FOB* Value (\$NZ)	Unit Value	Weight (kg)	FOB* Value (\$NZ)	Unit Value
New Caledonia						
Total for Salmon, Pacific	3,010	50,050		200	8,380	
Salmon, Sockeye						
Finfish, Frozen Other form	1,151	22,014	19.13			
Total for Salmon, Sockeye	1,151	22,014				
Salmonidae						
Finfish, Chilled Fillets	636	14,906	23.44			
Finfish, Frozen Fillets	8,452	182,580	21.60	3,796	80,064	21.09
Total for Salmonidae	9,088	197,486		3,796	80,064	
Scallops						
Other Molluscs, Frozen	1,320	20,915	15.84			
Total for Scallops	1,320	20,915				
Shrimps & Prawns						
Other Crustacea, Live, Chilled or Froze	264	5,124	19.41			
Other Crustacea, Processed	110	2,055	18.68	110	2,055	18.68
Total for Shrimps & Prawns	374	7,179		110	2,055	
Snails						
Other Molluscs, Processed	576	2,260	3.92			
Total for Snails	576	2,260				
Snapper						
Finfish, Frozen Fillets	7,691	61,909	8.05			
Total for Snapper	7,691	61,909				
Sole						
Finfish, Frozen Whole	1,350	9,698	7.18			
Total for Sole	1,350	9,698				
Sole, New Zealand						
Finfish, Chilled Fillets	120	1,360	11.33			
Finfish, Chilled Whole	20	210	10.50			
Finfish, Frozen Whole	5,430	31,147	5.74	350	2,240	6.40
Total for Sole, New Zealand	5,570	32,717		350	2,240	
Squid						
Squid, Frozen Other Form	400	2,760	6.90			
Squid, Frozen Tubes/Steaks	22,930	202,832	8.85	1,700	16,356	9.62
Squid, Frozen Whole	10,325	43,763	4.24	300	1,335	4.45
Squid, Other not chl/frz	1,346	17,182	12.77	500	7,744	15.49
Total for Squid	35,001	266,537		2,500	25,435	
Surimi, Other species						
Finfish, Surimi Other	8,130	36,976	4.55	350	1,524	4.35
Total for Surimi, Other species	8,130	36,976		350	1,524	

<i>NETT</i>	<i>Jan 2011 -- Dec 2011</i>			<i>Month-to-Date: December - 2011</i>		
	<i>Weight (kg)</i>	<i>FOB* Value (\$NZ)</i>	<i>Unit Value</i>	<i>Weight (kg)</i>	<i>FOB* Value (\$NZ)</i>	<i>Unit Value</i>
New Caledonia						
Total for New Caledonia	541,227	4,046,059		97,528	847,948	

<i>NETT</i>	<i>Jan 2011 -- Dec 2011</i>			<i>Month-to-Date: December - 2011</i>		
	<i>Weight (kg)</i>	<i>FOB* Value (\$NZ)</i>	<i>Unit Value</i>	<i>Weight (kg)</i>	<i>FOB* Value (\$NZ)</i>	<i>Unit Value</i>
Nigeria						
Mackerel, Blue						
<i>Finfish, Frozen Whole</i>	144,325	234,933	1.63	108,000	180,393	1.67
Total for Mackerel, Blue	144,325	234,933		108,000	180,393	
Mackerel, Jack						
<i>Finfish, Frozen Whole</i>	324,000	497,273	1.53	162,000	275,510	1.70
Total for Mackerel, Jack	324,000	497,273		162,000	275,510	
Total for Nigeria	468,325	732,206		270,000	455,903	

NETT	Jan 2011 -- Dec 2011			Month-to-Date: December - 2011		
	Weight (kg)	FOB* (\$NZ)	Value Unit Value	Weight (kg)	FOB* (\$NZ)	Value Unit Value
Niue						
Crab						
<i>Other Crustacea, Live, Chilled or Froze</i>	2	95	47.50			
<i>Other Crustacea, Processed</i>	300	1,323	4.41			
Total for Crab	302	1,418				
Cuttle fish						
<i>Other Molluscs, Dried, Salted or in Brin</i>	144	1,245	8.65			
Total for Cuttle fish	144	1,245				
Fish cakes						
<i>Finfish, Processed Other</i>	252	1,310	5.20			
Total for Fish cakes	252	1,310				
Fish fingers						
<i>Finfish, Processed Other</i>	51	420	8.24			
Total for Fish fingers	51	420				
Mackerel						
<i>Finfish, Processed Cans or Jars, Whole</i>	979	5,024	5.13			
Total for Mackerel	979	5,024				
Mussels						
<i>Mussels, HS Frozen</i>	30	383	12.77			
Total for Mussels	30	383				
Other minced						
<i>Finfish, Processed Packed</i>	290	6,802	23.46			
Total for Other minced	290	6,802				
Other Molluscs						
<i>Other Molluscs, Processed</i>	106	1,392	13.13			
Total for Other Molluscs	106	1,392				
Other prepared can, jar						
<i>Other, Processed Cans or Jars, Minced</i>	91	385	4.23			
Total for Other prepared can, jar	91	385				
Other species can, jar						
<i>Other,</i>	807	12,632	15.65			
Total for Other species can, jar	807	12,632				
Salmon						
<i>Finfish, Processed Cans or Jars, Whole</i>	1,726	49,223	28.52			
Total for Salmon	1,726	49,223				
Sardines						
<i>Finfish, Processed Cans or Jars, Minced</i>	24	954	39.75			
<i>Finfish, Processed Cans or Jars, Whole</i>	215	3,004	13.97			

NETT	Jan 2011 -- Dec 2011			Month-to-Date: December - 2011		
	Weight (kg)	FOB* Value (\$NZ)	Unit Value	Weight (kg)	FOB* Value (\$NZ)	Unit Value
Niue						
Total for Sardines	239	3,958				
Scallops						
Other Molluscs, Frozen	12	219	18.25			
Total for Scallops	12	219				
Shrimps & Prawns						
Other Crustacea, Live, Chilled or Froze	719	8,689	12.08			
Other Crustacea, Processed	3	247	82.33			
Total for Shrimps & Prawns	722	8,936				
Tunas & Atlantic Bonito						
Finfish, Processed Cans or Jars, Whole	3,962	32,763	8.27	176	1,216	6.91
Total for Tunas & Atlantic Bonit	3,962	32,763		176	1,216	
Total for Niue	9,713	126,110		176	1,216	

<i>NETT</i>	<i>Jan 2011 -- Dec 2011</i>			<i>Month-to-Date: December - 2011</i>		
	<i>Weight (kg)</i>	<i>FOB* Value (\$NZ)</i>	<i>Unit Value</i>	<i>Weight (kg)</i>	<i>FOB* Value (\$NZ)</i>	<i>Unit Value</i>
Norfolk Island						
Cod, Red						
<i>Finfish, Frozen Fillets</i>	132	948	7.18			
Total for Cod, Red	132	948				
Crab						
<i>Other Crustacea, Live, Chilled or Froze</i>	20	336	16.80			
Total for Crab	20	336				
Fish cakes						
<i>Finfish, Processed Other</i>	101	1,107	10.96			
Total for Fish cakes	101	1,107				
Fish prod unfit for human						
<i>Finfish, Processed Other</i>	96	454	4.73			
Total for Fish prod unfit for hum	96	454				
Flounder						
<i>Finfish, Frozen Whole</i>	132	948	7.18			
Total for Flounder	132	948				
Mackerel, Blue						
<i>Finfish, Frozen Fillets</i>	17	276	16.24			
Total for Mackerel, Blue	17	276				
Mussels						
<i>Mussels, HS Frozen</i>	698	4,633	6.64	120	810	6.75
Total for Mussels	698	4,633		120	810	
Octopus						
<i>Other Molluscs, Frozen Whole</i>	40	280	7.00			
Total for Octopus	40	280				
Other frozen fillets						
<i>Finfish, Frozen Fillets</i>	305	4,075	13.36			
Total for Other frozen fillets	305	4,075				
Other smoked fish						
<i>Other,</i>	10	110	11.00			
Total for Other smoked fish	10	110				
Oysters, Pacific						
<i>Oysters, Chilled or Frozen</i>	456	3,805	8.34	316	2,707	8.57
Total for Oysters, Pacific	456	3,805		316	2,707	
Salmon						
<i>Finfish, Processed Cans or Jars, Whole</i>	53	671	12.66	20	327	16.35
Total for Salmon	53	671		20	327	

NETT	Jan 2011 -- Dec 2011			Month-to-Date: December - 2011		
	Weight (kg)	FOB* (\$NZ)	Value Unit	Weight (kg)	FOB* (\$NZ)	Value Unit
Norfolk Island						
Scallops						
<i>Other Molluscs, Frozen</i>	235	3,892	16.56			
Total for Scallops	235	3,892				
Shrimps & Prawns						
<i>Other Crustacea, Live, Chilled or Froze</i>	2,212	51,661	23.35	740	13,443	18.17
<i>Other Crustacea, Processed</i>	1,490	35,844	24.06			
Total for Shrimps & Prawns	3,702	87,505		740	13,443	
Sprats						
<i>Finfish, Processed Cans or Jars, Whole</i>	291	3,923	13.48	27	550	20.37
Total for Sprats	291	3,923		27	550	
Squid						
<i>Squid, Frozen Other Form</i>	369	4,817	13.05	140	1,111	7.94
<i>Squid, Frozen Tubes/Steaks</i>	194	1,984	10.23	70	683	9.76
Total for Squid	563	6,801		210	1,794	
Surimi, Other species						
<i>Finfish, Surimi Other</i>	198	2,689	13.58	40	380	9.50
Total for Surimi, Other species	198	2,689		40	380	
Tunas & Atlantic Bonito						
<i>Finfish, Processed Cans or Jars, Whole</i>	869	5,323	6.13	97	919	9.47
Total for Tunas & Atlantic Bonit	869	5,323		97	919	
Whitebait						
<i>Finfish, Frozen Whole</i>	23	400	17.39			
Total for Whitebait	23	400				
Total for Norfolk Island	7,941	128,176		1,570	20,930	

<i>NETT</i>	<i>Jan 2011 -- Dec 2011</i>			<i>Month-to-Date: December - 2011</i>		
	<i>Weight (kg)</i>	<i>FOB* Value (\$NZ)</i>	<i>Unit Value</i>	<i>Weight (kg)</i>	<i>FOB* Value (\$NZ)</i>	<i>Unit Value</i>

Northern Mariana Islands

Mussels

<i>Mussels, HS Frozen</i>	21,403	113,633	5.31			
Total for Mussels	21,403	113,633				
Total for Northern Mariana Islan	21,403	113,633				

NETT	Jan 2011 -- Dec 2011			Month-to-Date: December - 2011		
	Weight (kg)	FOB* Value (\$NZ)	Unit Value	Weight (kg)	FOB* Value (\$NZ)	Unit Value
Norway						
Crustn, Molluscs extract						
<i>Other Crustacea, Processed Extracts</i>	119	459,870	3864.45			
Total for Crustn, Molluscs extra	119	459,870				
Monkfish (Stargazer)						
<i>Finfish, Frozen Fillets</i>	2,165	23,196	10.71			
Total for Monkfish (Stargazer)	2,165	23,196				
Mussels						
<i>Mussels, HS Frozen</i>	28,998	153,238	5.28			
Total for Mussels	28,998	153,238				
Other Molluscs						
<i>Other Molluscs, Processed</i>	3,235	25,823	7.98			
Total for Other Molluscs	3,235	25,823				
Other preparations						
<i>Other, Processed Other</i>	45,378	236,356	5.21			
Total for Other preparations	45,378	236,356				
Squid						
<i>Squid, Frozen Whole</i>	194,460	525,370	2.70			
Total for Squid	194,460	525,370				
Total for Norway	274,355	1,423,853				

NETT	Jan 2011 -- Dec 2011			Month-to-Date: December - 2011		
	Weight (kg)	FOB* Value (\$NZ)	Unit Value	Weight (kg)	FOB* Value (\$NZ)	Unit Value
Papua New Guinea						
Anchovies						
<i>Finfish, Processed Cans or Jars, Whole</i>	14	574	41.00			
Total for Anchovies	14	574				
Barracouta						
<i>Finfish, Frozen Fillets</i>	1,366,040	3,657,534	2.68	69,750	202,699	2.91
Total for Barracouta	1,366,040	3,657,534		69,750	202,699	
Cod, Red						
<i>Finfish, Frozen Fillets</i>	5,020	40,464	8.06			
Total for Cod, Red	5,020	40,464				
Crab						
<i>Other Crustacea, Live, Chilled or Froze</i>	30	676	22.53			
<i>Other Crustacea, Processed</i>	2,616	23,538	9.00			
Total for Crab	2,646	24,214				
Crustaceans						
<i>Other Crustacea, Processed</i>	242	2,125	8.78			
Total for Crustaceans	242	2,125				
Cuttle fish						
<i>Other Molluscs, Dried, Salted or in Brin</i>	240	2,223	9.26			
Total for Cuttle fish	240	2,223				
Fillet Salted or in Brine						
<i>Finfish, Processed Smoked, Dried, Salte</i>	3	113	37.67			
Total for Fillet Salted or in Brine	3	113				
Fish cakes						
<i>Finfish, Processed Other</i>	509	3,866	7.60			
Total for Fish cakes	509	3,866				
Fish fingers						
<i>Finfish, Processed Other</i>	1,082	8,700	8.04			
Total for Fish fingers	1,082	8,700				
Flounder						
<i>Finfish, Frozen Whole</i>	450	3,989	8.86			
Total for Flounder	450	3,989				
Gurnard						
<i>Finfish, Frozen Fillets</i>	500	2,645	5.29			
Total for Gurnard	500	2,645				
Hoki						
<i>Finfish, Frozen Fillets</i>	17,624	77,637	4.41			
Total for Hoki	17,624	77,637				

NETT	Jan 2011 -- Dec 2011			Month-to-Date: December - 2011		
	Weight (kg)	FOB* (\$NZ)	Value Unit Value	Weight (kg)	FOB* (\$NZ)	Value Unit Value
Papua New Guinea						
Kingfish, Yellowtail						
<i>Finfish, Frozen Headed and Gutted</i>	200	3,092	15.46			
Total for Kingfish, Yellowtail	200	3,092				
Mackerel, Jack						
<i>Finfish, Frozen Whole</i>	77,240	97,064	1.26			
Total for Mackerel, Jack	77,240	97,064				
Mussels						
<i>Mussels, HS Frozen</i>	10,680	67,256	6.30	840	5,490	6.54
<i>Mussels, Meat Frozen</i>	1,872	12,945	6.92			
<i>Mussels, Other not L/Ch/Fz</i>	228	795	3.49			
<i>Mussels, Whole Frozen</i>	2,810	11,761	4.19			
Total for Mussels	15,590	92,757		840	5,490	
Octopus						
<i>Other Molluscs, Frozen Whole</i>	3,439	30,286	8.81	300	2,406	8.02
Total for Octopus	3,439	30,286		300	2,406	
Orange Roughy						
<i>Finfish, Frozen Fillets</i>	6	130	21.67			
Total for Orange Roughy	6	130				
Other Crustacea: Ch/Fzn						
<i>Other Crustacea, Processed</i>	1,300	10,234	7.87			
Total for Other Crustacea: Ch/F	1,300	10,234				
Other Fish Packed						
<i>Other,</i>	350	1,891	5.40			
Total for Other Fish Packed	350	1,891				
Other preparations						
<i>Other, Processed Other</i>	8,704	91,326	10.49			
Total for Other preparations	8,704	91,326				
Other salmonidea						
<i>Finfish, Frozen Headed and Gutted</i>	504	8,502	16.87			
Total for Other salmonidea	504	8,502				
Oysters, Dredge						
<i>Oysters, Chilled or Frozen</i>	24	483	20.13			
Total for Oysters, Dredge	24	483				
Oysters, Pacific						
<i>Oysters, Chilled or Frozen</i>	3,400	36,449	10.72			
Total for Oysters, Pacific	3,400	36,449				
Oysters, Rock						

NETT	Jan 2011 -- Dec 2011			Month-to-Date: December - 2011		
	Weight (kg)	FOB* Value (\$NZ)	Unit Value	Weight (kg)	FOB* Value (\$NZ)	Unit Value
Papua New Guinea						
<i>Oysters, Chilled or Frozen</i>	3,435	36,604	10.66			
Total for Oysters, Rock	3,435	36,604				
Rock Lobster						
<i>Rock Lobster, Frozen Whole</i>	19	476	25.05			
Total for Rock Lobster	19	476				
Salmon						
<i>Finfish, Chilled Headed and Guttled</i>	1,199	20,251	16.89			
<i>Finfish, Processed Cans or Jars, Whole</i>	31	397	12.81			
Total for Salmon	1,230	20,648				
Salmon, Other						
<i>Finfish, Frozen Headed and Guttled</i>	297	5,582	18.79			
Total for Salmon, Other	297	5,582				
Salmon, Pacific						
<i>Finfish, Processed Smoked</i>	3,414	101,583	29.75			
Total for Salmon, Pacific	3,414	101,583				
Salmonidae						
<i>Finfish, Chilled Fillets</i>	2,369	44,268	18.69			
Total for Salmonidae	2,369	44,268				
Scallops						
<i>Other Molluscs, Frozen</i>	2,785	68,340	24.54	150	3,063	20.42
Total for Scallops	2,785	68,340		150	3,063	
Shrimps & Prawns						
<i>Other Crustacea, Live, Chilled or Froze</i>	6,245	111,041	17.78			
<i>Other Crustacea, Processed</i>	300	2,758	9.19			
Total for Shrimps & Prawns	6,545	113,799				
Snapper						
<i>Finfish, Frozen Fillets</i>	322	7,360	22.86			
Total for Snapper	322	7,360				
Sole, New Zealand						
<i>Finfish, Frozen Whole</i>	800	5,732	7.17			
Total for Sole, New Zealand	800	5,732				
Squid						
<i>Squid, Frozen Other Form</i>	3,550	31,991	9.01			
<i>Squid, Frozen Tubes/Steaks</i>	19,730	169,789	8.61			
<i>Squid, Frozen Whole</i>	25,057	125,135	4.99			
<i>Squid, Other not chl/frz</i>	519	5,555	10.70			
Total for Squid	48,856	332,470				
Surimi, Hoki						

NETT	Jan 2011 -- Dec 2011			Month-to-Date: December - 2011		
	Weight (kg)	FOB* Value (\$NZ)	Unit Value	Weight (kg)	FOB* Value (\$NZ)	Unit Value
Papua New Guinea						
<i>Finfish, Surimi Other</i>	200	1,672	8.36			
Total for Surimi, Hoki	200	1,672				
Surimi, Other species						
<i>Finfish, Surimi Other</i>	700	3,908	5.58			
Total for Surimi, Other species	700	3,908				
Tunas & Atlantic Bonito						
<i>Finfish, Processed Cans or Jars, Whole</i>	31	370	11.94			
Total for Tunas & Atlantic Bonit	31	370				
Total for Papua New Guinea	1,576,130	4,939,110		71,040	213,658	

NETT	Jan 2011 -- Dec 2011			Month-to-Date: December - 2011		
	Weight (kg)	FOB* (\$NZ)	Value Unit	Weight (kg)	FOB* (\$NZ)	Value Unit
Peru						
Mackerel, Blue						
<i>Finfish, Frozen Whole</i>	12,025	13,911	1.16			
Total for Mackerel, Blue	12,025	13,911				
Mackerel, Jack						
<i>Finfish, Frozen Headed and Gutted</i>	1,506,940	2,993,778	1.99			
<i>Finfish, Frozen Other form</i>	33,960	71,153	2.10			
<i>Finfish, Frozen Whole</i>	1,022,360	1,579,516	1.54			
Total for Mackerel, Jack	2,563,260	4,644,447				
Total for Peru	2,575,285	4,658,358				

NETT	Jan 2011 -- Dec 2011			Month-to-Date: December - 2011		
	Weight (kg)	FOB* (\$NZ)	Value Unit Value	Weight (kg)	FOB* (\$NZ)	Value Unit Value
Philippines						
Barracouta						
<i>Finfish, Frozen Fillets</i>	300	710	2.37			
Total for Barracouta	300	710				
Finfish extracts and juices						
<i>Finfish, Processed Extracts</i>	275	11,925	43.36	100	4,222	42.22
Total for Finfish extracts and jui	275	11,925		100	4,222	
Finfish, other fish meat						
<i>Finfish, Processed Other</i>	24,703	37,740	1.53			
Total for Finfish, other fish meat	24,703	37,740				
Flounder						
<i>Finfish, Frozen Fillets</i>	30	262	8.73			
Total for Flounder	30	262				
Hoki						
<i>Finfish, Frozen Fillets</i>	41	162	3.95			
<i>Finfish, Frozen Headed and Guttred</i>	18,060	53,505	2.96			
Total for Hoki	18,101	53,667				
Kahawai						
<i>Finfish, Frozen Whole</i>	22,100	39,934	1.81			
Total for Kahawai	22,100	39,934				
Mackerel, Blue						
<i>Finfish, Frozen Whole</i>	2,653,000	4,110,330	1.55	509,025	782,271	1.54
Total for Mackerel, Blue	2,653,000	4,110,330		509,025	782,271	
Mackerel, Jack						
<i>Finfish, Frozen Other form</i>	100	138	1.38			
Total for Mackerel, Jack	100	138				
Monkfish (Stargazer)						
<i>Finfish, Frozen Fillets</i>	100	1,633	16.33			
Total for Monkfish (Stargazer)	100	1,633				
Mussels						
<i>Mussels, HS Frozen</i>	77,530	445,536	5.75			
<i>Mussels, Other not L/Ch/Fz</i>	40	168	4.20			
Total for Mussels	77,570	445,704				
Orange Roughy						
<i>Finfish, Frozen Fillets</i>	60	1,680	28.00			
Total for Orange Roughy	60	1,680				
Other chilled fillets						
<i>Finfish, Chilled Fillets</i>	40	795	19.88			

NETT	Jan 2011 -- Dec 2011			Month-to-Date: December - 2011		
	Weight (kg)	FOB* (\$NZ)	Value Unit	Weight (kg)	FOB* (\$NZ)	Value Unit
Philippines						
Total for Other chilled fillets	40		795			
Other chilled finfish						
Finfish, Chilled Other form	60		1,342			22.37
Total for Other chilled finfish	60		1,342			
Other Dogfish/Shark						
Finfish, Frozen Other form	612		14,424			23.57
Total for Other Dogfish/Shark	612		14,424			
Salmon, Other						
Finfish, Frozen Headed and Guttled	41,675		461,987			11.09
Finfish, Frozen Other form	1,208		21,410			17.72
Total for Salmon, Other	42,883		483,397			
Salmonidae						
Finfish, Frozen Fillets	906		32,157			35.49
Total for Salmonidae	906		32,157			
School shark						
Finfish, Frozen Other form	7,265		171,239			23.57
Total for School shark	7,265		171,239			
Shrimps & Prawns						
Other Crustacea, Live, Chilled or Froze	42		1,001			23.83
Total for Shrimps & Prawns	42		1,001			
Sole, Lemon						
Finfish, Frozen Fillets	80		466			5.83
Total for Sole, Lemon	80		466			
Sole, New Zealand						
Finfish, Frozen Whole	150		630			4.20
Total for Sole, New Zealand	150		630			
Spiny Dogfish						
Finfish, Frozen Other form	136		1,715			12.61
Total for Spiny Dogfish	136		1,715			
Spotted Dogfish (Rig)						
Finfish, Frozen Other form	736		9,986			13.57
Total for Spotted Dogfish (Rig)	736		9,986			
Squid						
Squid, Frozen Whole	45,000		128,822			2.86
Total for Squid	45,000		128,822			
Tarakihi						
Finfish, Frozen Other form	50		875			17.50

<i>NETT</i>	<i>Jan 2011 -- Dec 2011</i>			<i>Month-to-Date: December - 2011</i>		
	<i>Weight (kg)</i>	<i>FOB* Value (\$NZ)</i>	<i>Unit Value</i>	<i>Weight (kg)</i>	<i>FOB* Value (\$NZ)</i>	<i>Unit Value</i>
Philippines						
Total for Tarakihi	50	875				
Total for Philippines	2,894,299	5,550,572		509,125	786,493	

NETT	Jan 2011 -- Dec 2011			Month-to-Date: December - 2011		
	Weight (kg)	FOB* Value (\$NZ)	Unit Value	Weight (kg)	FOB* Value (\$NZ)	Unit Value
Poland						
Cod, Red						
<i>Finfish, Frozen Fillets</i>	10	66	6.60	10	66	6.60
Total for Cod, Red	10	66		10	66	
Finfish, fillet blocks						
<i>Finfish, Crumbed, Battered</i>	608,571	3,431,182	5.64	67,057	453,390	6.76
Total for Finfish, fillet blocks	608,571	3,431,182		67,057	453,390	
Finfish, minced blocks						
<i>Finfish, Processed Other</i>	19,125	23,785	1.24			
Total for Finfish, minced blocks	19,125	23,785				
Hoki						
<i>Finfish, Frozen Fillets</i>	329,521	1,531,077	4.65	91,474	428,535	4.68
Total for Hoki	329,521	1,531,077		91,474	428,535	
Mackerel, Jack						
<i>Finfish, Frozen Other form</i>	85,400	151,811	1.78			
Total for Mackerel, Jack	85,400	151,811				
Mussels						
<i>Mussels, HS Frozen</i>	9,120	48,696	5.34			
Total for Mussels	9,120	48,696				
Other frozen fillets						
<i>Finfish, Frozen Fillets</i>	10	66	6.60	10	66	6.60
Total for Other frozen fillets	10	66		10	66	
Warehou, Silver						
<i>Finfish, Frozen Other form</i>	17,500	57,532	3.29			
Total for Warehou, Silver	17,500	57,532				
Total for Poland	1,069,257	5,244,215		158,551	882,057	

NETT	Jan 2011 -- Dec 2011			Month-to-Date: December - 2011		
	Weight (kg)	FOB* Value (\$NZ)	Unit Value	Weight (kg)	FOB* Value (\$NZ)	Unit Value

Portugal

Bluenose

<i>Finfish, Frozen Headed and Gutted</i>	17,012	138,346	8.13			
<i>Finfish, Frozen Other form</i>	6,622	43,350	6.55			
Total for Bluenose	23,634	181,696				

Cardinal Fish

<i>Finfish, Frozen Headed and Gutted</i>	66,160	285,564	4.32			
Total for Cardinal Fish	66,160	285,564				

Cod, Red

<i>Finfish, Frozen Headed and Gutted</i>	5,750	18,066	3.14	5,750	18,066	3.14
<i>Finfish, Frozen Other form</i>	45,340	105,677	2.33			
Total for Cod, Red	51,090	123,743		5,750	18,066	

Eels

<i>Finfish, Frozen Other form</i>	2,895	6,752	2.33			
Total for Eels	2,895	6,752				

Fish prod unfit for human

<i>Finfish, Processed Other</i>	168	388	2.31			
Total for Fish prod unfit for hum	168	388				

Groper

<i>Finfish, Frozen Headed and Gutted</i>	9,823	70,126	7.14			
<i>Finfish, Frozen Other form</i>	22,703	135,605	5.97			
Total for Groper	32,526	205,731				

Hake

<i>Finfish, Frozen Headed and Gutted</i>	59,632	281,599	4.72			
<i>Finfish, Frozen Other form</i>	26,413	128,807	4.88			
Total for Hake	86,045	410,406				

Ling

<i>Finfish, Frozen Fillets</i>	55,080	399,779	7.26	55,080	399,779	7.26
<i>Finfish, Frozen Headed and Gutted</i>	155,791	1,053,141	6.76	80,976	597,361	7.38
<i>Finfish, Frozen Other form</i>	200,074	1,097,452	5.49	18,080	116,346	6.44
Total for Ling	410,945	2,550,372		154,136	1,113,486	

Mussels

<i>Mussels, HS Frozen</i>	522,160	2,858,529	5.47			
<i>Mussels, Meat Frozen</i>	18,208	128,041	7.03			
Total for Mussels	540,368	2,986,570				

Oreo Dory, Smooth

<i>Finfish, Frozen Fillets</i>	3,510	26,287	7.49			
Total for Oreo Dory, Smooth	3,510	26,287				

Sole

NETT	Jan 2011 -- Dec 2011			Month-to-Date: December - 2011		
	Weight (kg)	FOB* Value (\$NZ)	Unit Value	Weight (kg)	FOB* Value (\$NZ)	Unit Value
Portugal						
<i>Finfish, Frozen Whole</i>	30,170	104,811	3.47	3,200	11,361	3.55
Total for Sole	30,170	104,811		3,200	11,361	
Sole, Lemon						
<i>Finfish, Frozen Whole</i>	14,260	50,240	3.52			
Total for Sole, Lemon	14,260	50,240				
Sole, New Zealand						
<i>Finfish, Frozen Other form</i>	16,890	61,726	3.65	10,230	39,305	3.84
<i>Finfish, Frozen Whole</i>	30,260	99,993	3.30			
Total for Sole, New Zealand	47,150	161,719		10,230	39,305	
Tuna, Albacore/Longfinned						
<i>Finfish, Frozen Whole</i>	68,965	294,743	4.27			
Total for Tuna, Albacore/Longfi	68,965	294,743				
Warehou, Silver						
<i>Finfish, Frozen Headed and Guttred</i>	59,556	225,027	3.78	6,760	25,609	3.79
Total for Warehou, Silver	59,556	225,027		6,760	25,609	
Total for Portugal	1,437,442	7,614,049		180,076	1,207,827	

NETT	Jan 2011 -- Dec 2011			Month-to-Date: December - 2011		
	Weight (kg)	FOB* Value (\$NZ)	Unit Value	Weight (kg)	FOB* Value (\$NZ)	Unit Value
Qatar						
Cod, Blue						
<i>Finfish, Frozen Headed and Guttled</i>	200	2,370	11.85			
Total for Cod, Blue	200	2,370				
Fish cakes						
<i>Finfish, Processed Other</i>	480	2,005	4.18			
Total for Fish cakes	480	2,005				
Fish fingers						
<i>Finfish, Processed Other</i>	2,460	11,443	4.65			
Total for Fish fingers	2,460	11,443				
Mussels						
<i>Mussels, HS Frozen</i>	5,040	27,094	5.38			
Total for Mussels	5,040	27,094				
Other frozen fillets						
<i>Finfish, Frozen Fillets</i>	294	1,721	5.85			
Total for Other frozen fillets	294	1,721				
Other minced						
<i>Finfish, Processed Packed</i>	408	2,608	6.39			
Total for Other minced	408	2,608				
Other preparations						
<i>Other, Processed Other</i>	4,859	27,316	5.62			
Total for Other preparations	4,859	27,316				
Squid						
<i>Squid, Frozen Other Form</i>	125	761	6.09			
Total for Squid	125	761				
Total for Qatar	13,866	75,318				

NETT	Jan 2011 -- Dec 2011			Month-to-Date: December - 2011		
	Weight (kg)	FOB* Value (\$NZ)	Unit Value	Weight (kg)	FOB* Value (\$NZ)	Unit Value
Reunion						
Fish prod unfit for human						
<i>Finfish, Processed Other</i>	1,000	1,272	1.27			
Total for Fish prod unfit for hum	1,000	1,272				
Mackerel, Jack						
<i>Finfish, Frozen Whole</i>	31,700	45,890	1.45			
Total for Mackerel, Jack	31,700	45,890				
Mussels						
<i>Mussels, HS Frozen</i>	1,308	7,773	5.94			
<i>Mussels, Meat Frozen</i>	300	2,080	6.93			
Total for Mussels	1,608	9,853				
Other frozen finfish						
<i>Finfish, Frozen Headed and Guttled</i>	22,762	52,516	2.31			
Total for Other frozen finfish	22,762	52,516				
Squid						
<i>Squid, Frozen Whole</i>	112,050	300,330	2.68			
Total for Squid	112,050	300,330				
Total for Reunion	169,120	409,861				

NETT	Jan 2011 -- Dec 2011			Month-to-Date: December - 2011		
	Weight (kg)	FOB* Value (\$NZ)	Unit Value	Weight (kg)	FOB* Value (\$NZ)	Unit Value
Romania						
Cod, Red						
<i>Finfish, Frozen Headed and Gutted</i>	1,500	3,707	2.47			
Total for Cod, Red	1,500	3,707				
Kahawai						
<i>Finfish, Frozen Other form</i>	27,000	51,409	1.90			
<i>Finfish, Frozen Whole</i>	196,260	215,463	1.10	13,580	20,913	1.54
Total for Kahawai	223,260	266,872		13,580	20,913	
Mackerel, Blue						
<i>Finfish, Frozen Whole</i>	7,850	11,080	1.41			
Total for Mackerel, Blue	7,850	11,080				
Mackerel, Jack						
<i>Finfish, Frozen Headed and Gutted</i>	11,000	23,281	2.12			
<i>Finfish, Frozen Whole</i>	13,820	20,324	1.47			
Total for Mackerel, Jack	24,820	43,605				
Trevally						
<i>Finfish, Frozen Whole</i>	1,500	3,224	2.15			
Total for Trevally	1,500	3,224				
Total for Romania	258,930	328,488		13,580	20,913	

NETT	Jan 2011 -- Dec 2011			Month-to-Date: December - 2011		
	Weight (kg)	FOB* (\$NZ)	Value Unit	Weight (kg)	FOB* (\$NZ)	Value Unit

Russia

Barracouta

<i>Finfish, Frozen Fillets</i>	41,500	91,520	2.21			
<i>Finfish, Frozen Headed and Gutted</i>	2,248	4,326	1.92			
Total for Barracouta	43,748	95,846				

Cardinal Fish

<i>Finfish, Frozen Headed and Gutted</i>	21,968	90,178	4.10			
Total for Cardinal Fish	21,968	90,178				

Cod, Red

<i>Finfish, Frozen Headed and Gutted</i>	1,073,627	3,446,214	3.21	40,181	134,285	3.34
<i>Finfish, Frozen Other form</i>	53,672	160,691	2.99	4,152	13,601	3.28
Total for Cod, Red	1,127,299	3,606,905		44,333	147,886	

Eels

<i>Finfish, Frozen Headed and Gutted</i>	3,660	10,856	2.97			
<i>Finfish, Frozen Other form</i>	5,850	13,932	2.38	1,035	3,309	3.20
<i>Finfish, Frozen Whole</i>	15,929	242,673	15.23	15,929	242,673	15.23
Total for Eels	25,439	267,461		16,964	245,982	

Ghostshark

<i>Finfish, Frozen Headed and Gutted</i>	158,238	485,618	3.07	15,233	53,322	3.50
<i>Finfish, Frozen Other form</i>	26,234	57,409	2.19			
Total for Ghostshark	184,472	543,027		15,233	53,322	

Hoki

<i>Finfish, Frozen Other form</i>	14,814	35,325	2.38			
Total for Hoki	14,814	35,325				

Kahawai

<i>Finfish, Frozen Whole</i>	14,180	15,190	1.07			
Total for Kahawai	14,180	15,190				

Ling

<i>Finfish, Frozen Headed and Gutted</i>	94,059	508,436	5.41	51,922	300,083	5.78
<i>Finfish, Frozen Other form</i>	9,972	48,257	4.84			
Total for Ling	104,031	556,693		51,922	300,083	

Mackerel, Blue

<i>Finfish, Frozen Headed and Gutted</i>	48,475	110,217	2.27			
<i>Finfish, Frozen Other form</i>	606,720	1,529,771	2.52	16,980	45,183	2.66
<i>Finfish, Frozen Whole</i>	54,475	99,597	1.83			
Total for Mackerel, Blue	709,670	1,739,585		16,980	45,183	

Mackerel, Jack

<i>Finfish, Frozen Headed and Gutted</i>	170,080	335,846	1.97			
<i>Finfish, Frozen Other form</i>	865,160	1,587,101	1.83			
<i>Finfish, Frozen Whole</i>	55,670	89,217	1.60	4,600	6,609	1.44

NETT	Jan 2011 -- Dec 2011			Month-to-Date: December - 2011		
	Weight (kg)	FOB* (\$NZ)	Value Unit Value	Weight (kg)	FOB* (\$NZ)	Value Unit Value
Russia						
Total for Mackerel, Jack	1,090,910	2,012,164		4,600	6,609	
Monkfish (Stargazer)						
Finfish, Frozen Headed and Guttred	1,200	6,420	5.35			
Finfish, Frozen Whole	1,000	4,330	4.33			
Total for Monkfish (Stargazer)	2,200	10,750				
Mussels						
Mussels, HS Frozen	1,048,070	5,614,174	5.36	37,100	215,846	5.82
Mussels, Meat Frozen	14,000	75,796	5.41	1,500	7,579	5.05
Total for Mussels	1,062,070	5,689,970		38,600	223,425	
Oreo Dory, Black						
Finfish, Frozen Headed and Guttred	283,339	687,280	2.43	32,560	91,887	2.82
Total for Oreo Dory, Black	283,339	687,280		32,560	91,887	
Oreo Dory, Other						
Finfish, Frozen Headed and Guttred	143,079	274,744	1.92			
Finfish, Frozen Whole	1,760	2,289	1.30			
Total for Oreo Dory, Other	144,839	277,033				
Other Dogfish/Shark						
Finfish, Frozen Other form	4,008	4,892	1.22			
Total for Other Dogfish/Shark	4,008	4,892				
Other frozen fillets						
Finfish, Frozen Fillets	5,460	17,138	3.14			
Total for Other frozen fillets	5,460	17,138				
Other frozen finfish						
Finfish, Frozen Headed and Guttred	19,199	31,062	1.62	1,250	3,183	2.55
Finfish, Frozen Other form	41,480	96,613	2.33			
Finfish, Frozen Whole	283,868	519,075	1.83	4,488	9,888	2.20
Total for Other frozen finfish	344,547	646,750		5,738	13,071	
Sardines						
Finfish, Frozen Headed and Guttred	24,504	29,913	1.22			
Total for Sardines	24,504	29,913				
Sea Perch						
Finfish, Frozen Whole	6,970	18,669	2.68	1,900	5,132	2.70
Total for Sea Perch	6,970	18,669		1,900	5,132	
Sole, Lemon						
Finfish, Frozen Whole	7,070	32,731	4.63	1,400	6,660	4.76
Total for Sole, Lemon	7,070	32,731		1,400	6,660	
Southern Blue Whiting						
Finfish, Frozen Headed and Guttred	30,130	67,213	2.23	14,400	30,205	2.10

NETT	Jan 2011 -- Dec 2011			Month-to-Date: December - 2011		
	Weight (kg)	FOB* Value (\$NZ)	Unit Value	Weight (kg)	FOB* Value (\$NZ)	Unit Value
Russia						
<i>Finfish, Frozen Other form</i>	18,072	46,062	2.55			
Total for Southern Blue Whiting	48,202	113,275		14,400	30,205	
Spiny Dogfish						
<i>Finfish, Frozen Other form</i>	74,910	327,354	4.37			
Total for Spiny Dogfish	74,910	327,354				
Surimi, Southern Bl Wht						
<i>Finfish, Surimi Other</i>	4,050	9,873	2.44	4,050	9,873	2.44
Total for Surimi, Southern Bl W	4,050	9,873		4,050	9,873	
Warehou, Silver						
<i>Finfish, Frozen Headed and Guttred</i>	673,431	2,801,359	4.16	172,016	807,738	4.70
<i>Finfish, Frozen Other form</i>	205,644	912,962	4.44	38,520	189,360	4.92
Total for Warehou, Silver	879,075	3,714,321		210,536	997,098	
Total for Russia	6,227,775	20,542,323		459,216	2,176,416	

NETT	Jan 2011 -- Dec 2011			Month-to-Date: December - 2011		
	Weight (kg)	FOB* (\$NZ)	Value Unit Value	Weight (kg)	FOB* (\$NZ)	Value Unit Value
Samoa						
Anchovies						
<i>Finfish, Processed Cans or Jars, Whole</i>	271	809	2.99			
Total for Anchovies	271	809				
Crab						
<i>Other Crustacea, Live, Chilled or Froze</i>	620	3,614	5.83			
<i>Other Crustacea, Processed</i>	185	1,672	9.04			
Total for Crab	805	5,286				
Crustaceans						
<i>Other Crustacea, Processed</i>	194	2,162	11.14			
Total for Crustaceans	194	2,162				
Cuttle fish						
<i>Other Molluscs, Dried, Salted or in Brin</i>	10	75	7.50			
Total for Cuttle fish	10	75				
Finfish, minced blocks						
<i>Finfish, Processed Other</i>	30	110	3.67			
Total for Finfish, minced blocks	30	110				
Fish cakes						
<i>Finfish, Processed Other</i>	24	154	6.42			
Total for Fish cakes	24	154				
Fish fingers						
<i>Finfish, Processed Other</i>	26	210	8.08			
Total for Fish fingers	26	210				
Flounder						
<i>Finfish, Frozen Whole</i>	2,770	17,903	6.46			
Total for Flounder	2,770	17,903				
Hoki						
<i>Finfish, Frozen Fillets</i>	150	795	5.30			
Total for Hoki	150	795				
Mackerel						
<i>Finfish, Processed Cans or Jars, Whole</i>	2,042	14,105	6.91			
Total for Mackerel	2,042	14,105				
Mussels						
<i>Mussels, HS Fresh/Chld</i>	120	720	6.00			
<i>Mussels, HS Frozen</i>	3,832	24,101	6.29			
<i>Mussels, Meat Chilled/Frsh</i>	12	126	10.50			
<i>Mussels, Meat Frozen</i>	1,571	11,187	7.12			
<i>Mussels, Other not L/Ch/Fz</i>	96	1,488	15.50			
<i>Mussels, Whole Frozen</i>	407	2,803	6.89			

<i>NETT</i>	<i>Jan 2011 -- Dec 2011</i>			<i>Month-to-Date: December - 2011</i>		
	<i>Weight (kg)</i>	<i>FOB* Value (\$NZ)</i>	<i>Unit Value</i>	<i>Weight (kg)</i>	<i>FOB* Value (\$NZ)</i>	<i>Unit Value</i>
Samoa						
Total for Mussels	6,038	40,425				
Octopus						
<i>Other Molluscs, Live, Chilled or Frozen</i>	43	290	6.74			
Total for Octopus	43	290				
Other chilled fillets						
<i>Finfish, Chilled Fillets</i>	25	197	7.88			
Total for Other chilled fillets	25	197				
Other Crustacea: Ch/Fzn						
<i>Other Crustacea, Processed</i>	2,937	13,194	4.49			
Total for Other Crustacea: Ch/F	2,937	13,194				
Other frozen finfish						
<i>Finfish, Frozen Whole</i>	10	160	16.00			
Total for Other frozen finfish	10	160				
Other invertebrate						
<i>Other, Live, Chilled or Frozen</i>	5,336	23,500	4.40			
Total for Other invertebrate	5,336	23,500				
Other minced						
<i>Finfish, Processed Packed</i>	564	3,173	5.63			
Total for Other minced	564	3,173				
Other Molluscs						
<i>Other Molluscs, Processed</i>	5,350	22,780	4.26			
Total for Other Molluscs	5,350	22,780				
Other preparations						
<i>Other, Processed Other</i>	248	2,574	10.38			
Total for Other preparations	248	2,574				
Oysters, Dredge						
<i>Oysters, Chilled or Frozen</i>	50	510	10.20			
Total for Oysters, Dredge	50	510				
Oysters, Pacific						
<i>Oysters, Live</i>	200	1,974	9.87			
<i>Oysters, Chilled or Frozen</i>	675	9,750	14.44			
Total for Oysters, Pacific	875	11,724				
Oysters, Rock						
<i>Oysters, Chilled or Frozen</i>	410	4,390	10.71	200	2,040	10.20
Total for Oysters, Rock	410	4,390		200	2,040	
Salmon						
<i>Finfish, Chilled Headed and Guttled</i>	22	668	30.36			

NETT	Jan 2011 -- Dec 2011			Month-to-Date: December - 2011		
	Weight (kg)	FOB* (\$NZ)	Unit Value	Weight (kg)	FOB* (\$NZ)	Unit Value
Samoa						
<i>Finfish, Chilled Other form</i>	68	1,932	28.41			
<i>Finfish, Processed Cans or Jars, Whole</i>	460	3,898	8.47			
<i>Finfish, Processed Packed</i>	30	1,747	58.23			
Total for Salmon	580	8,245				
Salmon, Other						
<i>Finfish, Frozen Other form</i>	596	9,893	16.60			
<i>Finfish, Frozen Whole</i>	770	9,387	12.19			
Total for Salmon, Other	1,366	19,280				
Salmon, Pacific						
<i>Finfish, Processed Smoked</i>	126	5,081	40.33			
Total for Salmon, Pacific	126	5,081				
Salmon, Sockeye						
<i>Finfish, Frozen Other form</i>	200	2,062	10.31			
Total for Salmon, Sockeye	200	2,062				
Salmonidae						
<i>Finfish, Chilled Fillets</i>	200	3,566	17.83			
<i>Finfish, Frozen Fillets</i>	200	2,062	10.31			
Total for Salmonidae	400	5,628				
Sardines						
<i>Finfish, Processed Cans or Jars, Minced</i>	20	1,033	51.65			
Total for Sardines	20	1,033				
Scallops						
<i>Other Molluscs, Live</i>	746	5,039	6.75	180	1,373	7.63
<i>Other Molluscs, Chilled</i>	21	335	15.95			
<i>Other Molluscs, Frozen</i>	242	4,649	19.21			
Total for Scallops	1,009	10,023		180	1,373	
Shrimps & Prawns						
<i>Other Crustacea, Live, Chilled or Froze</i>	14,401	192,920	13.40	260	3,871	14.89
Total for Shrimps & Prawns	14,401	192,920		260	3,871	
Sole, New Zealand						
<i>Finfish, Frozen Whole</i>	580	2,725	4.70			
Total for Sole, New Zealand	580	2,725				
Sprats						
<i>Finfish, Processed Cans or Jars, Whole</i>	630	3,295	5.23			
Total for Sprats	630	3,295				
Squid						
<i>Squid, Dried</i>	10	808	80.80			
<i>Squid, Frozen Other Form</i>	1,223	7,945	6.50			
<i>Squid, Frozen Tubes/Steaks</i>	1,641	14,268	8.69	55	735	13.36

NETT	Jan 2011 -- Dec 2011			Month-to-Date: December - 2011		
	Weight (kg)	FOB* Value (\$NZ)	Unit Value	Weight (kg)	FOB* Value (\$NZ)	Unit Value
Samoa						
Total for Squid	2,874	23,021		55	735	
Surimi, Hoki						
<i>Finfish, Surimi Other</i>	100	450	4.50			
Total for Surimi, Hoki	100	450				
Surimi, Other species						
<i>Finfish, Surimi Other</i>	10,750	55,282	5.14	200	539	2.70
Total for Surimi, Other species	10,750	55,282		200	539	
Toothfish, Other						
<i>Finfish, Frozen Fillets</i>	36	75	2.08			
Total for Toothfish, Other	36	75				
Tuna, Other						
<i>Finfish, Processed Cans or Jars, Minced</i>	444	2,193	4.94			
Total for Tuna, Other	444	2,193				
Tunas & Atlantic Bonito						
<i>Finfish, Processed Cans or Jars, Whole</i>	1,922	18,031	9.38	5	63	12.60
Total for Tunas & Atlantic Bonit	1,922	18,031		5	63	
Total for Samoa	63,646	513,870		900	8,621	

<i>NETT</i>	<i>Jan 2011 -- Dec 2011</i>			<i>Month-to-Date: December - 2011</i>		
	<i>Weight (kg)</i>	<i>FOB* Value (\$NZ)</i>	<i>Unit Value</i>	<i>Weight (kg)</i>	<i>FOB* Value (\$NZ)</i>	<i>Unit Value</i>
Saudi Arabia						
Mussels						
<i>Mussels, HS Frozen</i>	82,552	452,776	5.48			
<i>Mussels, Meat Frozen</i>	5,304	34,896	6.58			
Total for Mussels	87,856	487,672				
Trevally						
<i>Finfish, Frozen Whole</i>	850,090	1,718,003	2.02	60,710	133,140	2.19
Total for Trevally	850,090	1,718,003		60,710	133,140	
Total for Saudi Arabia	937,946	2,205,675		60,710	133,140	

NETT	Jan 2011 -- Dec 2011			Month-to-Date: December - 2011		
	Weight (kg)	FOB* Value (\$NZ)	Unit Value	Weight (kg)	FOB* Value (\$NZ)	Unit Value
Singapore						
Alfonsino						
<i>Finfish, Frozen Headed and Gutted</i>	40	66	1.65			
Total for Alfonsino	40	66				
Antarctic Toothfish						
<i>Finfish, Frozen Headed and Gutted</i>	31,090	1,015,007	32.65	31,090	1,015,007	32.65
Total for Antarctic Toothfish	31,090	1,015,007		31,090	1,015,007	
Bluenose						
<i>Finfish, Chilled Fillets</i>	10	265	26.50	10	265	26.50
<i>Finfish, Chilled Headed and Gutted</i>	617	11,142	18.06	25	451	18.04
<i>Finfish, Chilled Whole</i>	298	3,518	11.81	69	727	10.54
Total for Bluenose	925	14,925		104	1,443	
Cardinal Fish						
<i>Finfish, Chilled Fillets</i>	10	96	9.60	10	96	9.60
Total for Cardinal Fish	10	96		10	96	
Cockles						
<i>Other Molluscs, Live, Chilled or Frozen</i>	7,327	56,122	7.66	240	1,919	8.00
Total for Cockles	7,327	56,122		240	1,919	
Cod						
<i>Finfish, Chilled Whole</i>	29	694	23.93			
Total for Cod	29	694				
Cod, Blue						
<i>Finfish, Chilled Fillets</i>	90	2,320	25.78			
<i>Finfish, Frozen Fillets</i>	50	900	18.00			
<i>Finfish, Frozen Whole</i>	30	1,017	33.90			
Total for Cod, Blue	170	4,237				
Cod, Red						
<i>Finfish, Frozen Fillets</i>	710	5,276	7.43			
Total for Cod, Red	710	5,276				
Crustaceans						
<i>Other Crustacea, Processed</i>	1,312	18,524	14.12			
Total for Crustaceans	1,312	18,524				
Dogfish and Other Sharks						
<i>Finfish, Chilled Headed and Gutted</i>	21	418	19.90	6	66	11.00
<i>Finfish, Chilled Other form</i>	549	12,256	22.32	45	998	22.18
Total for Dogfish and Other Sha	570	12,674		51	1,064	
Eels						
<i>Finfish, Chilled Other form</i>	10	135	13.50	10	135	13.50
Total for Eels	10	135		10	135	

NETT	Jan 2011 -- Dec 2011			Month-to-Date: December - 2011		
	Weight (kg)	FOB* Value (\$NZ)	Unit Value	Weight (kg)	FOB* Value (\$NZ)	Unit Value

Singapore

Elephant Fish

<i>Finfish, Chilled Fillets</i>	10	183	18.30	10	183	18.30
<i>Finfish, Frozen Other form</i>	1,630	38,300	23.50			
Total for Elephant Fish	1,640	38,483		10	183	

Fish fingers

<i>Finfish, Processed Other</i>	4,032	26,970	6.69	1,920	14,272	7.43
Total for Fish fingers	4,032	26,970		1,920	14,272	

Fish prod unfit for human

<i>Finfish, Processed Other</i>	55,272	221,245	4.00	12,000	35,531	2.96
Total for Fish prod unfit for hum	55,272	221,245		12,000	35,531	

Flounder

<i>Finfish, Chilled Other form</i>	12	191	15.92			
<i>Finfish, Chilled Whole</i>	822	10,669	12.98	71	996	14.03
<i>Finfish, Frozen Whole</i>	170	1,062	6.25	170	1,062	6.25
Total for Flounder	1,004	11,922		241	2,058	

Gemfish

<i>Finfish, Chilled Fillets</i>	29	321	11.07	29	321	11.07
Total for Gemfish	29	321		29	321	

Ghostshark

<i>Finfish, Frozen Fillets</i>	725	4,273	5.89			
<i>Finfish, Frozen Other form</i>	1,020	17,346	17.01			
Total for Ghostshark	1,745	21,619				

Groper

<i>Finfish, Chilled Fillets</i>	51	1,060	20.78	11	236	21.45
<i>Finfish, Chilled Headed and Gutted</i>	691	13,642	19.74	30	547	18.23
<i>Finfish, Chilled Whole</i>	1,524	18,437	12.10	31	340	10.97
Total for Groper	2,266	33,139		72	1,123	

Gurnard

<i>Finfish, Chilled Fillets</i>	198	3,876	19.58	30	660	22.00
<i>Finfish, Chilled Whole</i>	1,499	14,729	9.83	42	405	9.64
Total for Gurnard	1,697	18,605		72	1,065	

Hoki

<i>Finfish, Chilled Fillets</i>	40	106	2.65			
<i>Finfish, Frozen Fillets</i>	1,200	9,420	7.85			
Total for Hoki	1,240	9,526				

John Dory

<i>Finfish, Chilled Fillets</i>	71	1,858	26.17			
<i>Finfish, Chilled Other form</i>	24	293	12.21			
<i>Finfish, Chilled Whole</i>	8,012	115,068	14.36	662	9,366	14.15

NETT	Jan 2011 -- Dec 2011			Month-to-Date: December - 2011		
	Weight (kg)	FOB* (\$NZ)	Unit Value	Weight (kg)	FOB* (\$NZ)	Unit Value
Singapore						
Total for John Dory	8,107	117,219		662	9,366	
Kingfish, Yellowtail						
Finfish, Chilled Whole	1,141	13,595	11.91	5	61	12.20
Total for Kingfish, Yellowtail	1,141	13,595		5	61	
Ling						
Finfish, Chilled Fillets	141	3,063	21.72	21	453	21.57
Finfish, Frozen Other form	2,200	3,438	1.56			
Total for Ling	2,341	6,501		21	453	
Mackerel						
Finfish, Processed Smoked	185	5,202	28.12			
Total for Mackerel	185	5,202				
Moki						
Finfish, Chilled Fillets	10	87	8.70	10	87	8.70
Total for Moki	10	87		10	87	
Monkfish (Stargazer)						
Finfish, Chilled Fillets	739	11,620	15.72	40	664	16.60
Finfish, Chilled Other form	333	3,178	9.54	56	577	10.30
Finfish, Frozen Fillets	550	7,209	13.11			
Finfish, Frozen Headed and Guttled	1,309	21,133	16.14	293	5,807	19.82
Finfish, Frozen Other form	600	8,877	14.80			
Total for Monkfish (Stargazer)	3,531	52,017		389	7,048	
Mussels						
Mussels, Crumbed, Battered	7,764	80,003	10.30	7,764	80,003	10.30
Mussels, Freeze-dried pwd	45	3,438	76.40	45	3,438	76.40
Mussels, HS Frozen	496,272	2,802,774	5.65	63,555	380,798	5.99
Mussels, Live	11,777	64,853	5.51	838	4,582	5.47
Mussels, Meat Chilled/Frsh	713	3,756	5.27	296	1,586	5.36
Mussels, Meat Frozen	30,642	181,407	5.92	2,371	18,096	7.63
Mussels, Other not L/Ch/Fz	7	3,545	506.43			
Mussels, Pre'ed/Marinated	442	4,576	10.35			
Mussels, Smoked	53	1,646	31.06			
Mussels, Whole Chilled	4,172	24,424	5.85	45	316	7.02
Mussels, Whole Frozen	20,300	124,472	6.13			
Mussels, Chilled	10	315	31.50			
Total for Mussels	572,197	3,295,209		74,914	488,819	
Octopus						
Other Molluscs, Frozen Whole	40	603	15.08			
Other Molluscs, Chilled	10	82	8.20	2	17	8.50
Total for Octopus	50	685		2	17	
Orange Roughy						
Finfish, Chilled Fillets	147	3,659	24.89			

NETT	Jan 2011 -- Dec 2011			Month-to-Date: December - 2011		
	Weight (kg)	FOB* (\$NZ)	Value Unit Value	Weight (kg)	FOB* (\$NZ)	Value Unit Value
Singapore						
<i>Finfish, Frozen Fillets</i>	845	24,355	28.82	20	533	26.65
Total for Orange Roughy	992	28,014		20	533	
Oreo Dory, Black						
<i>Finfish, Frozen Headed and Guttled</i>	1,100	2,475	2.25			
Total for Oreo Dory, Black	1,100	2,475				
Other chilled fillets						
<i>Finfish, Chilled Fillets</i>	197	3,902	19.81	38	826	21.74
Total for Other chilled fillets	197	3,902		38	826	
Other chilled finfish						
<i>Finfish, Chilled Headed and Guttled</i>	651	8,320	12.78	33	289	8.76
<i>Finfish, Chilled Other form</i>	310	3,843	12.40	69	911	13.20
<i>Finfish, Chilled Whole</i>	2,025	23,083	11.40	99	1,042	10.53
Total for Other chilled finfish	2,986	35,246		201	2,242	
Other clams chilled						
<i>Other Molluscs, Live, Chilled or Frozen</i>	370	7,154	19.34	120	2,472	20.60
Total for Other clams chilled	370	7,154		120	2,472	
Other clams frozen						
<i>Other Molluscs, Live, Chilled or Frozen</i>	1,400	12,142	8.67	750	6,560	8.75
Total for Other clams frozen	1,400	12,142		750	6,560	
Other Dogfish/Shark						
<i>Finfish, Frozen Other form</i>	1,112	77,736	69.91			
<i>Finfish, Frozen Whole</i>	180	5,000	27.78			
Total for Other Dogfish/Shark	1,292	82,736				
Other dried finfish						
<i>Other,</i>	369	27,110	73.47	308	26,076	84.66
Total for Other dried finfish	369	27,110		308	26,076	
Other Fish Packed						
<i>Other,</i>	459	2,508	5.46			
Total for Other Fish Packed	459	2,508				
Other frozen fillets						
<i>Finfish, Frozen Fillets</i>	790	15,864	20.08	250	10,586	42.34
Total for Other frozen fillets	790	15,864		250	10,586	
Other frozen finfish						
<i>Finfish, Frozen Whole</i>	232,285	683,250	2.94	14,900	45,951	3.08
Total for Other frozen finfish	232,285	683,250		14,900	45,951	
Other invertebrate						
<i>Other, Live, Chilled or Frozen</i>	9,745	210,341	21.58			

NETT	Jan 2011 -- Dec 2011			Month-to-Date: December - 2011		
	Weight (kg)	FOB* Value (\$NZ)	Unit Value	Weight (kg)	FOB* Value (\$NZ)	Unit Value
Singapore						
Total for Other invertebrate	9,745	210,341				
Other Molluscs						
Other Molluscs, Live, Chilled or Frozen	7,183	75,071	10.45	250	2,250	9.00
Other Molluscs, Processed	7,605	37,945	4.99			
Total for Other Molluscs	14,788	113,016		250	2,250	
Other preparations						
Other, Processed Other	54,589	276,942	5.07	3,960	31,390	7.93
Total for Other preparations	54,589	276,942		3,960	31,390	
Oysters, Pacific						
Oysters, Live	47,312	475,289	10.05			
Oysters, Chilled or Frozen	18,248	198,837	10.90			
Oysters, Processed Other	964	10,559	10.95			
Total for Oysters, Pacific	66,524	684,685				
Patagonian Toothfish						
Finfish, Frozen Other form	25,886	849,138	32.80	25,886	849,138	32.80
Total for Patagonian Toothfish	25,886	849,138		25,886	849,138	
Paua						
Other Molluscs, Live, Chilled or Frozen	1,185	38,371	32.38	200	22,182	110.91
Other Molluscs, Not Live/Chilled/Frozen	13,590	1,613,139	118.70	8,362	914,233	109.33
Other Molluscs, Processed	405,539	23,336,912	57.55	119,205	7,105,142	59.60
Total for Paua	420,314	24,988,422		127,767	8,041,557	
Rock Lobster						
Rock Lobster, Chilled Live	7,622	660,006	86.59	890	80,120	90.02
Rock Lobster, Frozen Other form	16	4,464	279.00			
Rock Lobster, Frozen Whole	468	16,776	35.85			
Total for Rock Lobster	8,106	681,246		890	80,120	
Salmon						
Finfish, Chilled Other form	375	8,989	23.97	105	2,543	24.22
Finfish, Chilled Whole	41,190	440,418	10.69	21,999	155,992	7.09
Finfish, Processed Cans or Jars, Minced	71	4,869	68.58			
Finfish, Processed Cans or Jars, Whole	5	542	108.40	2	309	154.50
Finfish, Processed Packed	122	6,033	49.45			
Total for Salmon	41,763	460,851		22,106	158,844	
Salmon, Other						
Finfish, Frozen Headed and Gutted	26,600	265,051	9.96	9,000	85,829	9.54
Finfish, Frozen Whole	16	200	12.50			
Total for Salmon, Other	26,616	265,251		9,000	85,829	
Salmon, Pacific						
Finfish, Processed Smoked	7,114	328,733	46.21	353	12,089	34.25

NETT	Jan 2011 -- Dec 2011			Month-to-Date: December - 2011		
	Weight (kg)	FOB* (\$NZ)	Value Unit Value	Weight (kg)	FOB* (\$NZ)	Value Unit Value
Singapore						
Total for Salmon, Pacific	7,114	328,733		353	12,089	
Salmonidae						
Finfish, Chilled Fillets	879	21,083	23.99	14	343	24.50
Total for Salmonidae	879	21,083		14	343	
Scallops						
Other Molluscs, Chilled	150	4,842	32.28			
Other Molluscs, Frozen	350	12,443	35.55	150	5,571	37.14
Total for Scallops	500	17,285		150	5,571	
School shark						
Finfish, Frozen Other form	8,650	462,514	53.47			
Total for School shark	8,650	462,514				
Shrimps & Prawns						
Other Crustacea, Live, Chilled or Froze	4,434	164,731	37.15			
Total for Shrimps & Prawns	4,434	164,731				
Snapper						
Finfish, Chilled Fillets	1,029	27,798	27.01	157	4,451	28.35
Finfish, Chilled Other form	2,608	30,955	11.87	78	881	11.29
Finfish, Chilled Whole	8,751	109,046	12.46	813	9,503	11.69
Total for Snapper	12,388	167,799		1,048	14,835	
Sole						
Finfish, Chilled Whole	51	451	8.84			
Finfish, Frozen Whole	10	101	10.10			
Total for Sole	61	552				
Sole, Lemon						
Finfish, Chilled Headed and Guttled	12	173	14.42			
Finfish, Chilled Other form	12	178	14.83			
Finfish, Frozen Whole	2,594	33,160	12.78			
Total for Sole, Lemon	2,618	33,511				
Sole, New Zealand						
Finfish, Chilled Fillets	70	1,261	18.01	50	961	19.22
Finfish, Chilled Whole	141	1,276	9.05	126	1,158	9.19
Finfish, Frozen Fillets	100	1,217	12.17			
Finfish, Frozen Whole	10	118	11.80			
Total for Sole, New Zealand	321	3,872		176	2,119	
Spiny Dogfish						
Finfish, Frozen Other form	7,950	150,367	18.91			
Total for Spiny Dogfish	7,950	150,367				
Spotted Dogfish (Rig)						
Finfish, Chilled Fillets	54	1,199	22.20			

NETT	Jan 2011 -- Dec 2011			Month-to-Date: December - 2011		
	Weight (kg)	FOB* (\$NZ)	Value Unit	Weight (kg)	FOB* (\$NZ)	Value Unit
Singapore						
<i>Finfish, Frozen Other form</i>	3,745	97,487	26.03			
Total for Spotted Dogfish (Rig)	3,799	98,686				
Squid						
<i>Squid, Frozen Whole</i>	3,990	11,678	2.93			
<i>Squid, Frz Heads&Tentacles</i>	5,658	31,100	5.50			
<i>Squid, Other not chl/frz</i>	34	224	6.59			
Total for Squid	9,682	43,002				
Swordfish						
<i>Finfish, Chilled Headed and Guttred</i>	494	6,908	13.98			
Total for Swordfish	494	6,908				
Tarakihi						
<i>Finfish, Chilled Fillets</i>	174	3,359	19.30	53	934	17.62
<i>Finfish, Chilled Other form</i>	139	892	6.42	24	172	7.17
<i>Finfish, Chilled Whole</i>	970	9,532	9.83	12	137	11.42
<i>Finfish, Frozen Fillets</i>	500	5,010	10.02			
Total for Tarakihi	1,783	18,793		89	1,243	
Trevally						
<i>Finfish, Chilled Fillets</i>	122	2,200	18.03	30	561	18.70
<i>Finfish, Chilled Whole</i>	668	6,651	9.96			
Total for Trevally	790	8,851		30	561	
Tuatua						
<i>Other Molluscs, Live, Chilled or Frozen</i>	30	506	16.87			
Total for Tuatua	30	506				
Tuna, Bluefin						
<i>Finfish, Chilled Whole</i>	116	2,958	25.50			
<i>Finfish, Frozen Whole</i>	281	5,000	17.79			
Total for Tuna, Bluefin	397	7,958				
Warehou, Blue						
<i>Finfish, Chilled Fillets</i>	20	177	8.85	20	177	8.85
Total for Warehou, Blue	20	177		20	177	
Total for Singapore	1,671,161	35,965,722		330,178	10,961,380	

<i>NETT</i>	<i>Jan 2011 -- Dec 2011</i>			<i>Month-to-Date: December - 2011</i>		
	<i>Weight (kg)</i>	<i>FOB* Value (\$NZ)</i>	<i>Unit Value</i>	<i>Weight (kg)</i>	<i>FOB* Value (\$NZ)</i>	<i>Unit Value</i>
Solomon Islands						
Crab						
<i>Other Crustacea, Processed</i>	1,910	14,844	7.77			
Total for Crab	1,910	14,844				
Fish cakes						
<i>Finfish, Processed Other</i>	240	2,020	8.42			
Total for Fish cakes	240	2,020				
Fish fingers						
<i>Finfish, Processed Other</i>	130	475	3.65			
Total for Fish fingers	130	475				
Hoki						
<i>Finfish, Frozen Fillets</i>	100	1,079	10.79			
Total for Hoki	100	1,079				
Mackerel						
<i>Finfish, Processed Cans or Jars, Whole</i>	162	795	4.91			
Total for Mackerel	162	795				
Mackerel, Jack						
<i>Finfish, Frozen Whole</i>	16,800	27,218	1.62			
Total for Mackerel, Jack	16,800	27,218				
Mussels						
<i>Mussels, HS Frozen</i>	960	6,180	6.44			
<i>Mussels, Meat Frozen</i>	360	2,358	6.55			
Total for Mussels	1,320	8,538				
Other dried finfish						
<i>Other,</i>	10	229	22.90	10	229	22.90
Total for Other dried finfish	10	229		10	229	
Other preparations						
<i>Other, Processed Other</i>	782	6,643	8.49			
Total for Other preparations	782	6,643				
Other species can, jar						
<i>Other,</i>	2	17	8.50			
Total for Other species can, jar	2	17				
Oysters, Rock						
<i>Oysters, Chilled or Frozen</i>	50	613	12.26			
Total for Oysters, Rock	50	613				
Pate						
<i>Other, Processed Other</i>	2	16	8.00			
Total for Pate	2	16				

<i>NETT</i>	<i>Jan 2011 -- Dec 2011</i>			<i>Month-to-Date: December - 2011</i>		
	<i>Weight (kg)</i>	<i>FOB* Value (\$NZ)</i>	<i>Unit Value</i>	<i>Weight (kg)</i>	<i>FOB* Value (\$NZ)</i>	<i>Unit Value</i>
Solomon Islands						
Salmon						
<i>Finfish, Processed Cans or Jars, Whole</i>	39	412	10.56			
Total for Salmon	39	412				
Salmon, Pacific						
<i>Finfish, Processed Smoked</i>	43	292	6.79			
Total for Salmon, Pacific	43	292				
Sardines						
<i>Finfish, Processed Cans or Jars, Whole</i>	16	233	14.56			
Total for Sardines	16	233				
Scallops						
<i>Other Molluscs, Frozen</i>	550	10,972	19.95			
Total for Scallops	550	10,972				
Shrimps & Prawns						
<i>Other Crustacea, Live, Chilled or Froze</i>	4,810	86,569	18.00			
Total for Shrimps & Prawns	4,810	86,569				
Squid						
<i>Squid, Frozen Tubes/Steaks</i>	1,600	15,808	9.88			
Total for Squid	1,600	15,808				
Tunas & Atlantic Bonito						
<i>Finfish, Processed Cans or Jars, Whole</i>	237	2,472	10.43			
Total for Tunas & Atlantic Bonit	237	2,472				
Total for Solomon Islands	28,803	179,245		10	229	

NETT	Jan 2011 -- Dec 2011			Month-to-Date: December - 2011		
	Weight (kg)	FOB* (\$NZ)	Value Unit	Weight (kg)	FOB* (\$NZ)	Value Unit
South Africa						
Barracouta						
<i>Finfish, Frozen Fillets</i>	71,780	184,708	2.57	19,680	55,352	2.81
<i>Finfish, Frozen Headed and Guttled</i>	4,890,632	8,528,591	1.74	302,732	764,212	2.52
<i>Finfish, Frozen Whole</i>	98,748	167,597	1.70			
Total for Barracouta	5,061,160	8,880,896		322,412	819,564	
Finfish, fillet blocks						
<i>Finfish, Crumbed, Battered</i>	450	59	0.13			
Total for Finfish, fillet blocks	450	59				
Finfish, minced blocks						
<i>Finfish, Processed Other</i>	17,325	26,452	1.53			
Total for Finfish, minced blocks	17,325	26,452				
Fish cakes						
<i>Finfish, Processed Other</i>	1,800	5,902	3.28			
Total for Fish cakes	1,800	5,902				
Fish prod unfit for human						
<i>Finfish, Processed Other</i>	32,208	49,656	1.54			
Total for Fish prod unfit for hum	32,208	49,656				
Hoki						
<i>Finfish, Frozen Headed and Guttled</i>	6,430	11,711	1.82			
Total for Hoki	6,430	11,711				
Ling						
<i>Finfish, Frozen Headed and Guttled</i>	40,704	216,905	5.33			
<i>Finfish, Frozen Other form</i>	46,440	237,363	5.11			
<i>Finfish, Frozen Whole</i>	79,152	421,749	5.33			
Total for Ling	166,296	876,017				
Mackerel, Jack						
<i>Finfish, Frozen Headed and Guttled</i>	519,669	944,205	1.82	135,760	279,299	2.06
<i>Finfish, Frozen Other form</i>	36,321	60,312	1.66			
<i>Finfish, Frozen Whole</i>	62,440	83,667	1.34			
Total for Mackerel, Jack	618,430	1,088,184		135,760	279,299	
Mussels						
<i>Mussels, Freeze-dried pwd</i>	200	12,748	63.74			
<i>Mussels, HS Frozen</i>	336,054	1,620,202	4.82			
<i>Mussels, Meat Frozen</i>	12,000	59,942	5.00			
<i>Mussels, Whole Frozen</i>	11,041	36,829	3.34			
Total for Mussels	359,295	1,729,721				
Other frozen finfish						
<i>Finfish, Frozen Headed and Guttled</i>	3,485	6,346	1.82			
Total for Other frozen finfish	3,485	6,346				

<i>NETT</i>	<i>Jan 2011 -- Dec 2011</i>			<i>Month-to-Date: December - 2011</i>		
	<i>Weight (kg)</i>	<i>FOB* Value (\$NZ)</i>	<i>Unit Value</i>	<i>Weight (kg)</i>	<i>FOB* Value (\$NZ)</i>	<i>Unit Value</i>
South Africa						
Other preparations						
<i>Other, Processed Other</i>	45,253	158,397	3.50			
Total for Other preparations	45,253	158,397				
Salmon, Other						
<i>Finfish, Frozen Other form</i>	4,301	29,641	6.89			
Total for Salmon, Other	4,301	29,641				
Salmonidae						
<i>Finfish, Chilled Fillets</i>	3,540	24,179	6.83			
Total for Salmonidae	3,540	24,179				
Southern Blue Whiting						
<i>Finfish, Frozen Headed and Gutted</i>	1,434,311	2,452,387	1.71	177,880	329,735	1.85
<i>Finfish, Frozen Other form</i>	668,774	1,342,525	2.01	55,691	124,325	2.23
Total for Southern Blue Whiting	2,103,085	3,794,912		233,571	454,060	
Squid						
<i>Squid, Frozen Whole</i>	138,552	309,727	2.24			
Total for Squid	138,552	309,727				
Total for South Africa	8,561,610	16,991,800		691,743	1,552,923	

NETT	Jan 2011 -- Dec 2011			Month-to-Date: December - 2011		
	Weight (kg)	FOB* (\$NZ)	Value Unit Value	Weight (kg)	FOB* (\$NZ)	Value Unit Value
Spain						
Barracouta						
<i>Finfish, Frozen Headed and Guttred</i>	30,864	52,467	1.70			
Total for Barracouta	30,864	52,467				
Cod, Red						
<i>Finfish, Frozen Fillets</i>	6,415	33,908	5.29			
Total for Cod, Red	6,415	33,908				
Finfish, fillet blocks						
<i>Finfish, Crumbed, Battered</i>	395,018	1,393,477	3.53			
Total for Finfish, fillet blocks	395,018	1,393,477				
Finfish, minced blocks						
<i>Finfish, Processed Other</i>	179,236	308,196	1.72			
Total for Finfish, minced blocks	179,236	308,196				
Groper						
<i>Finfish, Chilled Whole</i>	8,605	122,913	14.28	1,238	23,409	18.91
<i>Finfish, Frozen Headed and Guttred</i>	2,232	18,623	8.34			
Total for Groper	10,837	141,536		1,238	23,409	
Gurnard						
<i>Finfish, Chilled Whole</i>	11	9	0.82			
Total for Gurnard	11	9				
Hake						
<i>Finfish, Frozen Fillets</i>	3,945	19,672	4.99			
<i>Finfish, Frozen Headed and Guttred</i>	1,454,913	7,041,554	4.84			
<i>Finfish, Frozen Other form</i>	548,897	2,569,028	4.68			
Total for Hake	2,007,755	9,630,254				
Hoki						
<i>Finfish, Frozen Fillets</i>	132,900	596,257	4.49			
Total for Hoki	132,900	596,257				
Ling						
<i>Finfish, Frozen Fillets</i>	464,127	4,779,718	10.30	34,520	366,942	10.63
<i>Finfish, Frozen Headed and Guttred</i>	572,973	3,408,256	5.95			
<i>Finfish, Frozen Other form</i>	189,695	1,044,380	5.51			
Total for Ling	1,226,795	9,232,354		34,520	366,942	
Livers and Roe						
<i>Finfish, Frozen Whole</i>	124,163	790,280	6.36	20	8	0.40
Total for Livers and Roe	124,163	790,280		20	8	
Mackerel, Jack						
<i>Finfish, Frozen Other form</i>	16,800	29,260	1.74			
Total for Mackerel, Jack	16,800	29,260				

NETT	Jan 2011 -- Dec 2011			Month-to-Date: December - 2011		
	Weight (kg)	FOB* Value (\$NZ)	Unit Value	Weight (kg)	FOB* Value (\$NZ)	Unit Value
Spain						
Mussels						
<i>Mussels, HS Frozen</i>	1,369,812	7,417,496	5.41	41,600	208,257	5.01
<i>Mussels, Meat Frozen</i>	1,395,946	8,002,989	5.73	105,458	607,099	5.76
Total for Mussels	2,765,758	15,420,485		147,058	815,356	
Oreo Dory, Smooth						
<i>Finfish, Frozen Fillets</i>	6,240	62,607	10.03			
Total for Oreo Dory, Smooth	6,240	62,607				
Other Dogfish/Shark						
<i>Finfish, Frozen Other form</i>	3,984	7,537	1.89			
Total for Other Dogfish/Shark	3,984	7,537				
Other frozen fillets						
<i>Finfish, Frozen Fillets</i>	1,000	6,331	6.33			
Total for Other frozen fillets	1,000	6,331				
Other frozen finfish						
<i>Finfish, Frozen Other form</i>	17,286	33,656	1.95			
Total for Other frozen finfish	17,286	33,656				
Other Molluscs						
<i>Other Molluscs, Live, Chilled or Frozen</i>	150	11,024	73.49			
Total for Other Molluscs	150	11,024				
Other preparations						
<i>Other, Processed Other</i>	16,368	85,175	5.20			
Total for Other preparations	16,368	85,175				
Snapper						
<i>Finfish, Frozen Whole</i>	500	3,147	6.29			
Total for Snapper	500	3,147				
Sole, Lemon						
<i>Finfish, Frozen Other form</i>	36,600	159,445	4.36			
<i>Finfish, Frozen Whole</i>	145,970	596,298	4.09			
Total for Sole, Lemon	182,570	755,743				
Squid						
<i>Squid, Frozen HG</i>	312,058	2,077,024	6.66			
<i>Squid, Frozen Other Form</i>	279,798	1,744,547	6.24			
<i>Squid, Frozen Tubes/Steaks</i>	15,200	105,661	6.95			
<i>Squid, Frozen Whole</i>	369,048	1,426,292	3.86			
<i>Squid, Frz Heads&Tentacles</i>	15,660	57,951	3.70			
Total for Squid	991,764	5,411,475				
Tuna, Albacore/Longfinned						
<i>Finfish, Frozen Headed and Gutted</i>	25,178	73,308	2.91			

<i>NETT</i>	<i>Jan 2011 -- Dec 2011</i>			<i>Month-to-Date: December - 2011</i>		
	<i>Weight (kg)</i>	<i>FOB* Value (\$NZ)</i>	<i>Unit Value</i>	<i>Weight (kg)</i>	<i>FOB* Value (\$NZ)</i>	<i>Unit Value</i>
Spain						
<i>Finfish, Frozen Whole</i>	2,684,337	10,763,954	4.01			
Total for Tuna, Albacore/Longfi	2,709,515	10,837,262				
Total for Spain	10,825,929	54,842,440		182,836	1,205,715	

<i>NETT</i>	<i>Jan 2011 -- Dec 2011</i>			<i>Month-to-Date: December - 2011</i>		
	<i>Weight (kg)</i>	<i>FOB* Value (\$NZ)</i>	<i>Unit Value</i>	<i>Weight (kg)</i>	<i>FOB* Value (\$NZ)</i>	<i>Unit Value</i>
Sri Lanka						
Barracouta						
<i>Finfish, Frozen Headed and Guttled</i>	17,440	31,099	1.78			
Total for Barracouta	17,440	31,099				
Southern Blue Whiting						
<i>Finfish, Frozen Fillets</i>	30	10	0.33			
<i>Finfish, Frozen Headed and Guttled</i>	90,280	26,974	0.30			
Total for Southern Blue Whiting	90,310	26,984				
Total for Sri Lanka	107,750	58,083				

NETT	Jan 2011 -- Dec 2011			Month-to-Date: December - 2011		
	Weight (kg)	FOB* Value (\$NZ)	Unit Value	Weight (kg)	FOB* Value (\$NZ)	Unit Value
Sweden						
Elephant Fish						
<i>Finfish, Frozen Fillets</i>	10	89	8.90			
Total for Elephant Fish	10	89				
Finfish, fillet blocks						
<i>Finfish, Crumbed, Battered</i>	101,273	383,157	3.78	20,273	85,461	4.22
Total for Finfish, fillet blocks	101,273	383,157		20,273	85,461	
Finfish, minced blocks						
<i>Finfish, Processed Other</i>	126,475	381,186	3.01	27,158	81,082	2.99
Total for Finfish, minced blocks	126,475	381,186		27,158	81,082	
Ghostshark						
<i>Finfish, Frozen Fillets</i>	8,630	48,648	5.64			
Total for Ghostshark	8,630	48,648				
Hoki						
<i>Finfish, Frozen Fillets</i>	550,342	2,939,913	5.34	12,640	75,581	5.98
Total for Hoki	550,342	2,939,913		12,640	75,581	
Mussels						
<i>Mussels, Freeze-dried pwd</i>	800	32,330	40.41			
<i>Mussels, HS Frozen</i>	156,026	877,749	5.63			
Total for Mussels	156,826	910,079				
Oysters, Pacific						
<i>Oysters, Chilled or Frozen</i>	100	774	7.74			
Total for Oysters, Pacific	100	774				
Tarakihi						
<i>Finfish, Frozen Fillets</i>	10	83	8.30			
Total for Tarakihi	10	83				
Total for Sweden	943,666	4,663,929		60,071	242,124	

NETT	Jan 2011 -- Dec 2011			Month-to-Date: December - 2011		
	Weight (kg)	FOB* (\$NZ)	Value Unit Value	Weight (kg)	FOB* (\$NZ)	Value Unit Value
Switzerland						
Cod						
<i>Finfish, Chilled Whole</i>	6	54	9.00			
Total for Cod	6	54				
Crustn, Molluscs extract						
<i>Other Crustacea, Processed Extracts</i>	15	18,750	1250.00			
Total for Crustn, Molluscs extra	15	18,750				
Dogfish and Other Sharks						
<i>Finfish, Chilled Whole</i>	32	491	15.34	5	80	16.00
Total for Dogfish and Other Sha	32	491		5	80	
Groper						
<i>Finfish, Chilled Fillets</i>	58	1,612	27.79	2	55	27.50
<i>Finfish, Chilled Headed and Gutted</i>	306	4,466	14.59	27	408	15.11
<i>Finfish, Chilled Whole</i>	2,325	29,393	12.64	154	1,939	12.59
Total for Groper	2,689	35,471		183	2,402	
Gurnard						
<i>Finfish, Chilled Fillets</i>	1,621	27,238	16.80	119	2,483	20.87
<i>Finfish, Chilled Whole</i>	2,540	26,379	10.39	267	2,681	10.04
Total for Gurnard	4,161	53,617		386	5,164	
John Dory						
<i>Finfish, Chilled Fillets</i>	6,721	199,724	29.72	578	21,400	37.02
<i>Finfish, Chilled Whole</i>	3,825	74,145	19.38	408	7,856	19.25
<i>Finfish, Frozen Fillets</i>	270	6,587	24.40			
Total for John Dory	10,816	280,456		986	29,256	
Kingfish, Yellowtail						
<i>Finfish, Chilled Fillets</i>	215	4,920	22.88			
<i>Finfish, Chilled Whole</i>	850	11,737	13.81	33	563	17.06
Total for Kingfish, Yellowtail	1,065	16,657		33	563	
Ling						
<i>Finfish, Chilled Fillets</i>	2,637	46,289	17.55	101	1,719	17.02
Total for Ling	2,637	46,289		101	1,719	
Mussels						
<i>Mussels, Freeze-dried pwd</i>	2,600	95,721	36.82			
<i>Mussels, HS Frozen</i>	8,964	52,749	5.88			
<i>Mussels, Powder in capsule</i>	996	78,490	78.81			
Total for Mussels	12,560	226,960				
Other chilled fillets						
<i>Finfish, Chilled Fillets</i>	1,862	40,347	21.67	277	5,367	19.38
Total for Other chilled fillets	1,862	40,347		277	5,367	

NETT	Jan 2011 -- Dec 2011			Month-to-Date: December - 2011		
	Weight (kg)	FOB* Value (\$NZ)	Unit Value	Weight (kg)	FOB* Value (\$NZ)	Unit Value
Switzerland						
Other chilled finfish						
<i>Finfish, Chilled Headed and Guttled</i>	13	199	15.31			
<i>Finfish, Chilled Whole</i>	3,229	43,371	13.43	253	3,358	13.27
Total for Other chilled finfish	3,242	43,570		253	3,358	
Other frozen fillets						
<i>Finfish, Frozen Fillets</i>	360	18,143	50.40	200	9,859	49.30
Total for Other frozen fillets	360	18,143		200	9,859	
Rock Lobster						
<i>Rock Lobster, Chilled Live</i>	109	7,762	71.21	22	907	41.23
Total for Rock Lobster	109	7,762		22	907	
Salmon, Pacific						
<i>Finfish, Processed Smoked</i>	4,505	236,783	52.56	740	31,552	42.64
Total for Salmon, Pacific	4,505	236,783		740	31,552	
Snapper						
<i>Finfish, Chilled Fillets</i>	1,525	40,196	26.36	182	5,223	28.70
<i>Finfish, Chilled Other form</i>	5,508	67,404	12.24			
<i>Finfish, Chilled Whole</i>	9,731	128,720	13.23	1,350	19,226	14.24
Total for Snapper	16,764	236,320		1,532	24,449	
Spotted Dogfish (Rig)						
<i>Finfish, Chilled Fillets</i>	145	2,267	15.63			
Total for Spotted Dogfish (Rig)	145	2,267				
Tarakihi						
<i>Finfish, Chilled Whole</i>	78	728	9.33	3	30	10.00
Total for Tarakihi	78	728		3	30	
Trevally						
<i>Finfish, Chilled Whole</i>	140	1,413	10.09	11	199	18.09
Total for Trevally	140	1,413		11	199	
Tuna, Albacore/Longfinned						
<i>Finfish, Chilled Whole</i>	10	133	13.30			
Total for Tuna, Albacore/Longfi	10	133				
Total for Switzerland	61,196	1,266,211		4,732	114,905	

<i>NETT</i>	<i>Jan 2011 -- Dec 2011</i>			<i>Month-to-Date: December - 2011</i>		
	<i>Weight (kg)</i>	<i>FOB* (\$NZ)</i>	<i>Value Unit Value</i>	<i>Weight (kg)</i>	<i>FOB* (\$NZ)</i>	<i>Value Unit Value</i>

Syrian Arab Republic

Mussels

<i>Mussels, Freeze-dried pwd</i>	1,150	50,934	44.29			
Total for Mussels	1,150	50,934				
Total for Syrian Arab Republic	1,150	50,934				

<i>NETT</i>	<i>Jan 2011 -- Dec 2011</i>			<i>Month-to-Date: December - 2011</i>		
	<i>Weight (kg)</i>	<i>FOB* Value (\$NZ)</i>	<i>Unit Value</i>	<i>Weight (kg)</i>	<i>FOB* Value (\$NZ)</i>	<i>Unit Value</i>
Taiwan, Prv. Of China						
Cod, Blue						
<i>Finfish, Frozen Fillets</i>	2,480	24,461	9.86	2,480	24,461	9.86
<i>Finfish, Frozen Other form</i>	81,242	778,689	9.58			
Total for Cod, Blue	83,722	803,150		2,480	24,461	
Crustaceans						
<i>Other Crustacea, Processed</i>	300	1,960	6.53			
Total for Crustaceans	300	1,960				
Crustn, Molluscs extract						
<i>Other Crustacea, Processed Extracts</i>	57	9,828	172.42	57	9,828	172.42
Total for Crustn, Molluscs extra	57	9,828		57	9,828	
Eels						
<i>Finfish, Chilled Live</i>	12,382	139,858	11.30			
<i>Finfish, Chilled Other form</i>	585	6,639	11.35			
Total for Eels	12,967	146,497				
Elephant Fish						
<i>Finfish, Frozen Other form</i>	100	681	6.81			
Total for Elephant Fish	100	681				
Finfish, fillet blocks						
<i>Finfish, Crumbed, Battered</i>	17,520	89,351	5.10			
Total for Finfish, fillet blocks	17,520	89,351				
Finfish, other fish meat						
<i>Finfish, Processed Other</i>	73,500	91,936	1.25	49,000	61,710	1.26
Total for Finfish, other fish meat	73,500	91,936		49,000	61,710	
Fish meal fit for human						
<i>Finfish, Processed Other</i>	600	45,000	75.00	600	45,000	75.00
Total for Fish meal fit for human	600	45,000		600	45,000	
Fish prod unfit for human						
<i>Finfish, Processed Flours, meals, pellets</i>	2,652,690	4,215,296	1.59	62,070	81,022	1.31
Total for Fish prod unfit for hum	2,652,690	4,215,296		62,070	81,022	
Gurnard						
<i>Finfish, Chilled Whole</i>	7	57	8.14			
Total for Gurnard	7	57				
Hoki						
<i>Finfish, Frozen Fillets</i>	4,292	23,064	5.37	8	64	8.00
Total for Hoki	4,292	23,064		8	64	
Kahawai						
<i>Finfish, Frozen Other form</i>	500	292	0.58			

NETT	Jan 2011 -- Dec 2011			Month-to-Date: December - 2011		
	Weight (kg)	FOB* Value (\$NZ)	Unit Value	Weight (kg)	FOB* Value (\$NZ)	Unit Value
Taiwan, Prv. Of China						
Total for Kahawai	500	292				
Ling						
Finfish, Frozen Fillets	3,600	43,056	11.96	1,500	18,469	12.31
Total for Ling	3,600	43,056		1,500	18,469	
Livers and Roe						
Finfish, Frozen Whole	286,738	1,593,452	5.56			
Total for Livers and Roe	286,738	1,593,452				
Mussels						
Mussels, Freeze-dried pwd	546	26,769	49.03	100	4,427	44.27
Mussels, HS Frozen	660,340	3,579,411	5.42	63,350	356,630	5.63
Mussels, Meat Frozen	11,010	76,877	6.98			
Mussels, Whole Frozen	37,550	220,936	5.88			
Total for Mussels	709,446	3,903,993		63,450	361,057	
Other chilled finfish						
Finfish, Chilled Whole	1,288	15,543	12.07			
Total for Other chilled finfish	1,288	15,543				
Other invertebrate						
Other, Live, Chilled or Frozen	100	3,066	30.66			
Total for Other invertebrate	100	3,066				
Other Molluscs						
Other Molluscs, Live, Chilled or Frozen	280	27,628	98.67	100	10,673	106.73
Total for Other Molluscs	280	27,628		100	10,673	
Paua						
Other Molluscs, Live, Chilled or Frozen	1,120	13,014	11.62	651	8,410	12.92
Other Molluscs, Not Live/Chilled/Frozen	2,104	90,759	43.14			
Total for Paua	3,224	103,773		651	8,410	
Rock Lobster						
Rock Lobster, Frozen Whole	870	23,116	26.57			
Total for Rock Lobster	870	23,116				
Salmon						
Finfish, Chilled Other form	24	180	7.50			
Finfish, Chilled Whole	28,262	337,235	11.93	2,402	33,835	14.09
Total for Salmon	28,286	337,415		2,402	33,835	
Salmon, Other						
Finfish, Frozen Headed and Guttled	60,660	583,124	9.61			
Finfish, Frozen Other form	37,473	354,068	9.45			
Total for Salmon, Other	98,133	937,192				
Salmonidae						

NETT	Jan 2011 -- Dec 2011			Month-to-Date: December - 2011		
	Weight (kg)	FOB* Value (\$NZ)	Unit Value	Weight (kg)	FOB* Value (\$NZ)	Unit Value
Taiwan, Prv. Of China						
<i>Finfish, Frozen Fillets</i>	24,500	29,021	1.18			
Total for Salmonidae	24,500	29,021				
Sea Perch						
<i>Finfish, Frozen Whole</i>	4,200	11,316	2.69			
Total for Sea Perch	4,200	11,316				
Shrimps & Prawns						
<i>Other Crustacea, Live, Chilled or Froze</i>	1,680	72,987	43.44			
Total for Shrimps & Prawns	1,680	72,987				
Snapper						
<i>Finfish, Chilled Whole</i>	30,834	247,781	8.04	1,084	9,830	9.07
<i>Finfish, Frozen Whole</i>	3,910	22,279	5.70			
Total for Snapper	34,744	270,060		1,084	9,830	
Sole, Lemon						
<i>Finfish, Frozen Whole</i>	4,030	22,131	5.49			
Total for Sole, Lemon	4,030	22,131				
Sole, New Zealand						
<i>Finfish, Frozen Other form</i>	7,550	45,721	6.06	7,550	45,721	6.06
<i>Finfish, Frozen Whole</i>	10,020	48,116	4.80			
Total for Sole, New Zealand	17,570	93,837		7,550	45,721	
Total for Taiwan, Prv. Of China	4,064,944	12,914,698		190,952	710,080	

<i>NETT</i>	<i>Jan 2011 -- Dec 2011</i>			<i>Month-to-Date: December - 2011</i>		
	<i>Weight (kg)</i>	<i>FOB* Value (\$NZ)</i>	<i>Unit Value</i>	<i>Weight (kg)</i>	<i>FOB* Value (\$NZ)</i>	<i>Unit Value</i>
Tajikistan						
Hoki						
<i>Finfish, Frozen Other form</i>	12,292	25,081	2.04			
Total for Hoki	12,292	25,081				
Southern Blue Whiting						
<i>Finfish, Frozen Headed and Guttred</i>	9,790	15,916	1.63			
Total for Southern Blue Whiting	9,790	15,916				
Total for Tajikistan	22,082	40,997				

<i>NETT</i>	<i>Jan 2011 -- Dec 2011</i>			<i>Month-to-Date: December - 2011</i>		
	<i>Weight (kg)</i>	<i>FOB* Value (\$NZ)</i>	<i>Unit Value</i>	<i>Weight (kg)</i>	<i>FOB* Value (\$NZ)</i>	<i>Unit Value</i>
Tanzania, United Republic Of						
Mackerel, Jack						
<i>Finfish, Frozen Whole</i>	5,000	5,012	1.00			
Total for Mackerel, Jack	5,000	5,012				
Trevally						
<i>Finfish, Frozen Whole</i>	27,960	43,590	1.56			
Total for Trevally	27,960	43,590				
Total for Tanzania, United Repu	32,960	48,602				

NETT	Jan 2011 -- Dec 2011			Month-to-Date: December - 2011		
	Weight (kg)	FOB* (\$NZ)	Value Unit Value	Weight (kg)	FOB* (\$NZ)	Value Unit Value
Thailand						
Alfonsino						
<i>Finfish, Frozen Other form</i>	27,000	157,058	5.82			
Total for Alfonsino	27,000	157,058				
Cod, Blue						
<i>Finfish, Frozen Fillets</i>	10	67	6.70			
Total for Cod, Blue	10	67				
Eels						
<i>Finfish, Chilled Live</i>	585	8,957	15.31	585	8,957	15.31
Total for Eels	585	8,957		585	8,957	
Elephant Fish						
<i>Finfish, Frozen Fillets</i>	10	93	9.30			
Total for Elephant Fish	10	93				
Finfish, other fish meat						
<i>Finfish, Processed Other</i>	45,670	314,757	6.89			
Total for Finfish, other fish meat	45,670	314,757				
Flounder						
<i>Finfish, Frozen Whole</i>	100	641	6.41			
Total for Flounder	100	641				
Gemfish						
<i>Finfish, Frozen Fillets</i>	500	4,541	9.08			
Total for Gemfish	500	4,541				
Ghostshark						
<i>Finfish, Frozen Fillets</i>	10	61	6.10			
Total for Ghostshark	10	61				
Gurnard						
<i>Finfish, Chilled Whole</i>	50	337	6.74			
<i>Finfish, Frozen Fillets</i>	500	3,526	7.05			
Total for Gurnard	550	3,863				
Hake						
<i>Finfish, Frozen Fillets</i>	245	2,409	9.83			
Total for Hake	245	2,409				
Hoki						
<i>Finfish, Frozen Headed and Gutted</i>	334,849	903,925	2.70	57,301	158,140	2.76
Total for Hoki	334,849	903,925		57,301	158,140	
John Dory						
<i>Finfish, Frozen Fillets</i>	5	33	6.60			
Total for John Dory	5	33				

NETT	Jan 2011 -- Dec 2011			Month-to-Date: December - 2011		
	Weight (kg)	FOB* Value (\$NZ)	Unit Value	Weight (kg)	FOB* Value (\$NZ)	Unit Value
Thailand						
Kahawai						
<i>Finfish, Frozen Whole</i>	8,400	12,600	1.50	8,400	12,600	1.50
Total for Kahawai	8,400	12,600		8,400	12,600	
Kingfish, Yellowtail						
<i>Finfish, Chilled Whole</i>	21	178	8.48			
Total for Kingfish, Yellowtail	21	178				
Mackerel						
<i>Finfish, Processed Smoked</i>	38	1,075	28.29	2	63	31.50
Total for Mackerel	38	1,075		2	63	
Mackerel, Jack						
<i>Finfish, Frozen Headed and Guttled</i>	33,600	66,442	1.98			
<i>Finfish, Frozen Other form</i>	185,840	430,853	2.32	100,880	241,241	2.39
Total for Mackerel, Jack	219,440	497,295		100,880	241,241	
Monkfish (Stargazer)						
<i>Finfish, Chilled Other form</i>	200	849	4.25			
<i>Finfish, Frozen Fillets</i>	60	405	6.75			
Total for Monkfish (Stargazer)	260	1,254				
Mussels						
<i>Mussels, Freeze-dried pwd</i>	120	7,101	59.18	35	1,748	49.94
<i>Mussels, HS Frozen</i>	1,132,150	6,328,959	5.59	73,726	430,154	5.83
<i>Mussels, Live</i>	30	150	5.00			
<i>Mussels, Meat Frozen</i>	5,146	32,816	6.38			
<i>Mussels, Smoked</i>	22	630	28.64			
<i>Mussels, Whole Frozen</i>	75,550	450,915	5.97			
Total for Mussels	1,213,018	6,820,571		73,761	431,902	
Oreo Dory, Other						
<i>Finfish, Frozen Headed and Guttled</i>	25	61	2.44			
Total for Oreo Dory, Other	25	61				
Other chilled fillets						
<i>Finfish, Chilled Fillets</i>	20	135	6.75			
Total for Other chilled fillets	20	135				
Other chilled finfish						
<i>Finfish, Chilled Other form</i>	50	153	3.06			
<i>Finfish, Chilled Whole</i>	102	1,222	11.98			
Total for Other chilled finfish	152	1,375				
Other frozen fillets						
<i>Finfish, Frozen Fillets</i>	84	819	9.75			
Total for Other frozen fillets	84	819				

<i>NETT</i>	<i>Jan 2011 -- Dec 2011</i>			<i>Month-to-Date: December - 2011</i>		
	<i>Weight (kg)</i>	<i>FOB* Value (\$NZ)</i>	<i>Unit Value</i>	<i>Weight (kg)</i>	<i>FOB* Value (\$NZ)</i>	<i>Unit Value</i>
Thailand						
Other frozen finfish						
<i>Finfish, Frozen Whole</i>	20	135	6.75			
Total for Other frozen finfish	20	135				
Other Molluscs						
<i>Other Molluscs, Live, Chilled or Frozen</i>	500	29,181	58.36	70	5,716	81.66
Total for Other Molluscs	500	29,181		70	5,716	
Oysters, Dredge						
<i>Oysters, Chilled or Frozen</i>	8	1,201	150.13			
Total for Oysters, Dredge	8	1,201				
Oysters, Pacific						
<i>Oysters, Chilled or Frozen</i>	22,760	167,652	7.37			
Total for Oysters, Pacific	22,760	167,652				
Rock Lobster						
<i>Rock Lobster, Chilled Live</i>	114,293	9,610,801	84.09	18,088	1,551,632	85.78
Total for Rock Lobster	114,293	9,610,801		18,088	1,551,632	
Salmon						
<i>Finfish, Chilled Whole</i>	11,408	159,149	13.95	989	15,019	15.19
Total for Salmon	11,408	159,149		989	15,019	
Salmon, Other						
<i>Finfish, Frozen Headed and Gutted</i>	56,044	562,561	10.04			
Total for Salmon, Other	56,044	562,561				
Salmon, Pacific						
<i>Finfish, Processed Smoked</i>	416	13,500	32.45	50	1,929	38.58
Total for Salmon, Pacific	416	13,500		50	1,929	
Salmonidae						
<i>Finfish, Frozen Fillets</i>	41	131	3.20			
Total for Salmonidae	41	131				
Snapper						
<i>Finfish, Chilled Whole</i>	6	98	16.33			
Total for Snapper	6	98				
Sole, Lemon						
<i>Finfish, Frozen Whole</i>	50	337	6.74			
Total for Sole, Lemon	50	337				
Sole, New Zealand						
<i>Finfish, Chilled Whole</i>	100	434	4.34			
Total for Sole, New Zealand	100	434				

NETT	Jan 2011 -- Dec 2011			Month-to-Date: December - 2011		
	Weight (kg)	FOB* Value (\$NZ)	Unit Value	Weight (kg)	FOB* Value (\$NZ)	Unit Value
Thailand						
Southern Blue Whiting						
<i>Finfish, Frozen Other form</i>	109	286	2.62			
Total for Southern Blue Whiting	109	286				
Spotted Dogfish (Rig)						
<i>Finfish, Frozen Fillets</i>	10	61	6.10			
Total for Spotted Dogfish (Rig)	10	61				
Squid						
<i>Squid, Frozen Other Form</i>	15,500	49,456	3.19			
<i>Squid, Frozen Whole</i>	1,061,862	2,589,935	2.44			
Total for Squid	1,077,362	2,639,391				
Tarakihi						
<i>Finfish, Frozen Fillets</i>	339	2,178	6.42			
Total for Tarakihi	339	2,178				
Trevally						
<i>Finfish, Chilled Whole</i>	3	22	7.33			
<i>Finfish, Frozen Whole</i>	5,830	11,660	2.00	5,830	11,660	2.00
Total for Trevally	5,833	11,682		5,830	11,660	
Tuna, Albacore/Longfinned						
<i>Finfish, Frozen Whole</i>	15,133	46,245	3.06			
Total for Tuna, Albacore/Longfi	15,133	46,245				
Tuna, Bigeye						
<i>Finfish, Frozen Whole</i>	1,514	3,412	2.25			
Total for Tuna, Bigeye	1,514	3,412				
Tuna, Bluefin						
<i>Finfish, Chilled Whole</i>	52	1,326	25.50			
Total for Tuna, Bluefin	52	1,326				
Tuna, Skipjack						
<i>Finfish, Frozen Whole</i>	1,744,008	2,834,301	1.63			
Total for Tuna, Skipjack	1,744,008	2,834,301				
Tuna, Yellowfin						
<i>Finfish, Frozen Whole</i>	184,577	403,386	2.19			
Total for Tuna, Yellowfin	184,577	403,386				
Warehou, Blue						
<i>Finfish, Frozen Fillets</i>	250	1,923	7.69			
Total for Warehou, Blue	250	1,923				
Total for Thailand	5,085,825	25,221,139		265,956	2,438,859	

NETT	Jan 2011 -- Dec 2011			Month-to-Date: December - 2011		
	Weight (kg)	FOB* Value (\$NZ)	Unit Value	Weight (kg)	FOB* Value (\$NZ)	Unit Value
Tonga						
Anchovies						
<i>Finfish, Processed Cans or Jars, Whole</i>	0	24				
Total for Anchovies	0	24				
Crab						
<i>Other Crustacea, Live, Chilled or Froze</i>	1,515	9,401	6.21			
<i>Other Crustacea, Processed</i>	600	3,343	5.57			
Total for Crab	2,115	12,744				
Crustaceans						
<i>Other Crustacea, Live, Chilled or Froze</i>	20	787	39.35			
Total for Crustaceans	20	787				
Cuttle fish						
<i>Other Molluscs, Dried, Salted or in Brin</i>	655	6,559	10.01			
Total for Cuttle fish	655	6,559				
Finfish, other fish meat						
<i>Finfish, Processed Other</i>	200	800	4.00			
Total for Finfish, other fish meat	200	800				
Fish cakes						
<i>Finfish, Processed Other</i>	575	5,145	8.95			
Total for Fish cakes	575	5,145				
Fish fingers						
<i>Finfish, Processed Other</i>	150	1,064	7.09			
Total for Fish fingers	150	1,064				
Fish prod unfit for human						
<i>Finfish, Processed Other</i>	45,904	156,263	3.40			
Total for Fish prod unfit for hum	45,904	156,263				
Hoki						
<i>Finfish, Frozen Fillets</i>	50	419	8.38			
Total for Hoki	50	419				
Mussels						
<i>Mussels, HS Frozen</i>	2,488	14,918	6.00			
<i>Mussels, Meat Frozen</i>	2,239	17,086	7.63			
<i>Mussels, Other not L/Ch/Fz</i>	5	24	4.80			
<i>Mussels, Pre'ed/Marinated</i>	820	5,453	6.65			
<i>Mussels, Proc in Can, Jar</i>	1	16	16.00			
<i>Mussels, Whole Chilled</i>	220	1,837	8.35			
<i>Mussels, Whole Frozen</i>	1,110	5,198	4.68			
Total for Mussels	6,883	44,532				
Octopus						

NETT	Jan 2011 -- Dec 2011			Month-to-Date: December - 2011		
	Weight (kg)	FOB* (\$NZ)	Value Unit Value	Weight (kg)	FOB* (\$NZ)	Value Unit Value
Tonga						
<i>Other Molluscs, Frozen Whole</i>	180	1,247	6.93			
Total for Octopus	180	1,247				
Other Crawfish, frozen						
<i>Other,</i>	200	1,309	6.55			
Total for Other Crawfish, frozen	200	1,309				
Other Crustacea: Ch/Fzn						
<i>Other Crustacea, Live, Chilled or Froze</i>	1	61	61.00			
Total for Other Crustacea: Ch/F	1	61				
Other Fish Packed						
<i>Other,</i>	100	806	8.06			
Total for Other Fish Packed	100	806				
Other frozen finfish						
<i>Finfish, Frozen Other form</i>	1,378	5,236	3.80			
<i>Finfish, Frozen Whole</i>	1,725	5,402	3.13			
Total for Other frozen finfish	3,103	10,638				
Other minced						
<i>Finfish, Processed Packed</i>	1,500	6,059	4.04			
Total for Other minced	1,500	6,059				
Other Molluscs						
<i>Other Molluscs, Processed</i>	630	5,376	8.53			
Total for Other Molluscs	630	5,376				
Other preparations						
<i>Other, Processed Other</i>	752	6,288	8.36	652	5,637	8.65
Total for Other preparations	752	6,288		652	5,637	
Oysters, Pacific						
<i>Oysters, Live</i>	24	376	15.67			
Total for Oysters, Pacific	24	376				
Pastes						
<i>Other, Processed Other</i>	163	176	1.08			
Total for Pastes	163	176				
Rock Lobster						
<i>Rock Lobster, Frozen Other form</i>	4	545	136.25			
Total for Rock Lobster	4	545				
Salmon						
<i>Finfish, Processed Cans or Jars, Whole</i>	276	2,603	9.43			
Total for Salmon	276	2,603				
Salmon, Pacific						

NETT	Jan 2011 -- Dec 2011			Month-to-Date: December - 2011		
	Weight (kg)	FOB* Value (\$NZ)	Unit Value	Weight (kg)	FOB* Value (\$NZ)	Unit Value
Tonga						
<i>Finfish, Processed Smoked</i>	40	1,606	40.15	40	1,606	40.15
Total for Salmon, Pacific	40	1,606		40	1,606	
Salmonidae						
<i>Finfish, Chilled Fillets</i>	82	2,898	35.34			
<i>Finfish, Frozen Fillets</i>	44	1,986	45.14			
Total for Salmonidae	126	4,884				
Sardines						
<i>Finfish, Frozen Whole</i>	3,700	10,830	2.93			
<i>Finfish, Processed Cans or Jars, Whole</i>	45	436	9.69			
Total for Sardines	3,745	11,266				
Scallops						
<i>Other Molluscs, Frozen</i>	210	3,864	18.40			
Total for Scallops	210	3,864				
Shrimps & Prawns						
<i>Other Crustacea, Live, Chilled or Froze</i>	5,310	68,051	12.82			
<i>Other Crustacea, Processed</i>	2,000	8,520	4.26			
Total for Shrimps & Prawns	7,310	76,571				
Snapper						
<i>Finfish, Frozen Whole</i>	300	1,871	6.24			
Total for Snapper	300	1,871				
Squid						
<i>Squid, Frozen Other Form</i>	28,009	89,123	3.18			
<i>Squid, Frozen Tubes/Steaks</i>	275	2,125	7.73			
Total for Squid	28,284	91,248				
Surimi, Other species						
<i>Finfish, Surimi Other</i>	1,245	6,792	5.46			
Total for Surimi, Other species	1,245	6,792				
Trevally						
<i>Finfish, Frozen Headed and Guttled</i>	300	891	2.97			
Total for Trevally	300	891				
Tuna, Other						
<i>Finfish, Chilled Fillets</i>	16	549	34.31			
Total for Tuna, Other	16	549				
Tunas & Atlantic Bonito						
<i>Finfish, Processed Cans or Jars, Whole</i>	284	2,496	8.79			
Total for Tunas & Atlantic Bonit	284	2,496				
Total for Tonga	105,345	465,859		692	7,243	

<i>NETT</i>	<i>Jan 2011 -- Dec 2011</i>			<i>Month-to-Date: December - 2011</i>		
	<i>Weight (kg)</i>	<i>FOB* Value (\$NZ)</i>	<i>Unit Value</i>	<i>Weight (kg)</i>	<i>FOB* Value (\$NZ)</i>	<i>Unit Value</i>
Turkey						
Tuna, Skipjack						
<i>Finfish, Frozen Whole</i>	145,620	272,331	1.87			
Total for Tuna, Skipjack	145,620	272,331				
Total for Turkey	145,620	272,331				

NETT	Jan 2011 -- Dec 2011			Month-to-Date: December - 2011		
	Weight (kg)	FOB* Value (\$NZ)	Unit Value	Weight (kg)	FOB* Value (\$NZ)	Unit Value
Tuvalu						
Crab						
<i>Other Crustacea, Processed</i>	400	1,866	4.67			
Total for Crab	400	1,866				
Mussels						
<i>Mussels, Whole Frozen</i>	420	1,319	3.14			
Total for Mussels	420	1,319				
Shrimps & Prawns						
<i>Other Crustacea, Processed</i>	160	1,992	12.45			
Total for Shrimps & Prawns	160	1,992				
Total for Tuvalu	980	5,177				

NETT	Jan 2011 -- Dec 2011			Month-to-Date: December - 2011		
	Weight (kg)	FOB* (\$NZ)	Value Unit	Weight (kg)	FOB* (\$NZ)	Value Unit

Ukraine

Cardinal Fish

<i>Finfish, Frozen Headed and Guttred</i>	23,340	99,260	4.25			
Total for Cardinal Fish	23,340	99,260				

Cod, Red

<i>Finfish, Frozen Headed and Guttred</i>	451,072	1,350,451	2.99			
<i>Finfish, Frozen Other form</i>	205,972	620,846	3.01	18,500	61,576	3.33
Total for Cod, Red	657,044	1,971,297		18,500	61,576	

Eels

<i>Finfish, Frozen Headed and Guttred</i>	15,424	111,021	7.20			
Total for Eels	15,424	111,021				

Finfish, minced blocks

<i>Finfish, Processed Other</i>	900	1,429	1.59			
Total for Finfish, minced blocks	900	1,429				

Ghostshark

<i>Finfish, Frozen Headed and Guttred</i>	11,467	32,952	2.87			
<i>Finfish, Frozen Other form</i>	17,700	38,964	2.20			
Total for Ghostshark	29,167	71,916				

Hoki

<i>Finfish, Frozen Headed and Guttred</i>	44,502	96,132	2.16			
<i>Finfish, Frozen Other form</i>	16,635	24,466	1.47			
Total for Hoki	61,137	120,598				

Ling

<i>Finfish, Frozen Headed and Guttred</i>	12,984	63,861	4.92			
<i>Finfish, Frozen Other form</i>	15,072	55,302	3.67			
Total for Ling	28,056	119,163				

Mackerel, Blue

<i>Finfish, Frozen Headed and Guttred</i>	333,815	791,187	2.37			
<i>Finfish, Frozen Other form</i>	269,840	661,722	2.45			
<i>Finfish, Frozen Whole</i>	945,375	1,728,218	1.83			
Total for Mackerel, Blue	1,549,030	3,181,127				

Mackerel, Jack

<i>Finfish, Frozen Headed and Guttred</i>	133,352	303,381	2.28			
<i>Finfish, Frozen Other form</i>	1,286,122	2,747,671	2.14			
Total for Mackerel, Jack	1,419,474	3,051,052				

Monkfish (Stargazer)

<i>Finfish, Frozen Headed and Guttred</i>	1,500	8,189	5.46			
Total for Monkfish (Stargazer)	1,500	8,189				

Mussels

NETT	Jan 2011 -- Dec 2011			Month-to-Date: December - 2011		
	Weight (kg)	FOB* Value (\$NZ)	Unit Value	Weight (kg)	FOB* Value (\$NZ)	Unit Value
Ukraine						
<i>Mussels, HS Frozen</i>	19,980	109,876	5.50			
<i>Mussels, Meat Frozen</i>	107,036	526,125	4.92			
Total for Mussels	127,016	636,001				
Oreo Dory, Other						
<i>Finfish, Frozen Headed and Gutted</i>	20,800	41,292	1.99			
Total for Oreo Dory, Other	20,800	41,292				
Other frozen finfish						
<i>Finfish, Frozen Headed and Gutted</i>	90,718	172,202	1.90			
<i>Finfish, Frozen Other form</i>	46,584	94,569	2.03			
<i>Finfish, Frozen Whole</i>	144,516	233,458	1.62			
Total for Other frozen finfish	281,818	500,229				
Sole, Lemon						
<i>Finfish, Frozen Whole</i>	5,000	19,550	3.91			
Total for Sole, Lemon	5,000	19,550				
Southern Blue Whiting						
<i>Finfish, Frozen Headed and Gutted</i>	1,437,094	2,761,616	1.92			
<i>Finfish, Frozen Other form</i>	506,404	1,066,287	2.11			
Total for Southern Blue Whiting	1,943,498	3,827,903				
Squid						
<i>Squid, Frozen HG</i>	20,700	125,218	6.05			
<i>Squid, Frozen Whole</i>	382,230	1,339,537	3.50			
Total for Squid	402,930	1,464,755				
Warehou, Blue						
<i>Finfish, Frozen Headed and Gutted</i>	57,356	186,715	3.26			
Total for Warehou, Blue	57,356	186,715				
Warehou, Silver						
<i>Finfish, Frozen Headed and Gutted</i>	119,121	471,824	3.96	24,912	113,747	4.57
<i>Finfish, Frozen Other form</i>	74,496	304,339	4.09			
Total for Warehou, Silver	193,617	776,163		24,912	113,747	
Total for Ukraine	6,817,107	16,187,660		43,412	175,323	

NETT	Jan 2011 -- Dec 2011			Month-to-Date: December - 2011		
	Weight (kg)	FOB* Value (\$NZ)	Unit Value	Weight (kg)	FOB* Value (\$NZ)	Unit Value

United Arab Emirates

Bluenose

<i>Finfish, Chilled Headed and Guttled</i>	35	930	26.57			
<i>Finfish, Chilled Other form</i>	28	744	26.57			
<i>Finfish, Chilled Whole</i>	487	10,268	21.08	38	926	24.37
Total for Bluenose	550	11,942		38	926	

Cockles

<i>Other Molluscs, Live, Chilled or Frozen</i>	1,110	3,927	3.54			
Total for Cockles	1,110	3,927				

Eels

<i>Finfish, Frozen Whole</i>	525	10,916	20.79	300	6,402	21.34
Total for Eels	525	10,916		300	6,402	

Fish cakes

<i>Finfish, Processed Other</i>	194	958	4.94	97	909	9.37
Total for Fish cakes	194	958		97	909	

Fish fingers

<i>Finfish, Processed Other</i>	6	32	5.33			
Total for Fish fingers	6	32				

Groper

<i>Finfish, Chilled Fillets</i>	30	365	12.17			
<i>Finfish, Chilled Whole</i>	697	14,706	21.10	112	2,762	24.66
Total for Groper	727	15,071		112	2,762	

Gurnard

<i>Finfish, Chilled Whole</i>	99	1,149	11.61			
Total for Gurnard	99	1,149				

Hoki

<i>Finfish, Frozen Fillets</i>	47,981	261,064	5.44	143	1,503	10.51
<i>Finfish, Frozen Headed and Guttled</i>	18,360	113,655	6.19	18,360	113,655	6.19
<i>Finfish, Frozen Whole</i>	9,996	53,700	5.37			
Total for Hoki	76,337	428,419		18,503	115,158	

John Dory

<i>Finfish, Chilled Whole</i>	9,577	202,589	21.15	947	20,324	21.46
Total for John Dory	9,577	202,589		947	20,324	

Kingfish, Yellowtail

<i>Finfish, Chilled Whole</i>	1,835	43,138	23.51	300	6,493	21.64
Total for Kingfish, Yellowtail	1,835	43,138		300	6,493	

Monkfish (Stargazer)

<i>Finfish, Frozen Other form</i>	16	206	12.88			
Total for Monkfish (Stargazer)	16	206				

<i>NETT</i>	<i>Jan 2011 -- Dec 2011</i>			<i>Month-to-Date: December - 2011</i>		
	<i>Weight (kg)</i>	<i>FOB* Value (\$NZ)</i>	<i>Unit Value</i>	<i>Weight (kg)</i>	<i>FOB* Value (\$NZ)</i>	<i>Unit Value</i>

United Arab Emirates

Mussels

<i>Mussels, HS Fresh/Chld</i>	1,875	9,829	5.24	1,500	7,692	5.13
<i>Mussels, HS Frozen</i>	429,948	2,402,907	5.59	67,968	404,166	5.95
<i>Mussels, Meat Frozen</i>	420	2,756	6.56	420	2,756	6.56
<i>Mussels, Proc in Can, Jar</i>	2,994	28,772	9.61	744	7,300	9.81
<i>Mussels, Smoked</i>	88	3,409	38.74	2	87	43.50
<i>Mussels, Whole Chilled</i>	518	1,027	1.98			
<i>Mussels, Whole Frozen</i>	22,253	111,403	5.01	5,000	25,874	5.17
Total for Mussels	458,096	2,560,103		75,634	447,875	

Other chilled finfish

<i>Finfish, Chilled Other form</i>	20	736	36.80			
<i>Finfish, Chilled Whole</i>	510	10,845	21.26			
Total for Other chilled finfish	530	11,581				

Other clams frozen

<i>Other Molluscs, Live, Chilled or Frozen</i>	18,660	149,686	8.02	5,160	43,098	8.35
Total for Other clams frozen	18,660	149,686		5,160	43,098	

Other preparations

<i>Other, Processed Other</i>	12	65	5.42			
Total for Other preparations	12	65				

Oysters, Dredge

<i>Oysters, Chilled or Frozen</i>	213	28,329	133.00			
Total for Oysters, Dredge	213	28,329				

Oysters, Pacific

<i>Oysters, Live</i>	291	4,378	15.04			
<i>Oysters, Chilled or Frozen</i>	9,838	79,307	8.06			
Total for Oysters, Pacific	10,129	83,685				

Rock Lobster

<i>Rock Lobster, Chilled Live</i>	20	2,131	106.55			
<i>Rock Lobster, Frozen Other form</i>	528	47,894	90.71			
<i>Rock Lobster, Frozen Tails</i>	27	1,638	60.67			
Total for Rock Lobster	575	51,663				

Salmon

<i>Finfish, Chilled Whole</i>	6,152	77,577	12.61	1,173	16,270	13.87
Total for Salmon	6,152	77,577		1,173	16,270	

Salmon, Pacific

<i>Finfish, Processed Smoked</i>	1,015	53,104	52.32	121	4,965	41.03
Total for Salmon, Pacific	1,015	53,104		121	4,965	

Scallops

<i>Other Molluscs, Chilled</i>	12,645	70,040	5.54			
--------------------------------	--------	--------	------	--	--	--

NETT	Jan 2011 -- Dec 2011			Month-to-Date: December - 2011		
	Weight (kg)	FOB* Value (\$NZ)	Unit Value	Weight (kg)	FOB* Value (\$NZ)	Unit Value
United Arab Emirates						
Total for Scallops	12,645	70,040				
Shrimps & Prawns						
<i>Other Crustacea, Live, Chilled or Froze</i>	560	28,608	51.09	280	14,474	51.69
Total for Shrimps & Prawns	560	28,608		280	14,474	
Snapper						
<i>Finfish, Chilled Other form</i>	410	5,062	12.35			
<i>Finfish, Chilled Whole</i>	3,128	68,288	21.83	354	7,736	21.85
Total for Snapper	3,538	73,350		354	7,736	
Sole, Lemon						
<i>Finfish, Chilled Headed and Guttled</i>	20	246	12.30			
Total for Sole, Lemon	20	246				
Toothfish, Other						
<i>Finfish, Frozen Fillets</i>	6	42	7.00			
Total for Toothfish, Other	6	42				
Trevally						
<i>Finfish, Chilled Whole</i>	75	666	8.88			
Total for Trevally	75	666				
Total for United Arab Emirates	603,202	3,907,092		103,019	687,392	

<i>NETT</i>	<i>Jan 2011 -- Dec 2011</i>			<i>Month-to-Date: December - 2011</i>		
	<i>Weight (kg)</i>	<i>FOB* Value (\$NZ)</i>	<i>Unit Value</i>	<i>Weight (kg)</i>	<i>FOB* Value (\$NZ)</i>	<i>Unit Value</i>
United Kingdom						
Crustaceans						
<i>Other Crustacea, Processed</i>	37,100	524,734	14.14	6,060	88,829	14.66
Total for Crustaceans	37,100	524,734		6,060	88,829	
Crustn, Molluscs extract						
<i>Other Crustacea, Processed Extracts</i>	198	251,894	1272.19			
Total for Crustn, Molluscs extra	198	251,894				
Eels						
<i>Finfish, Frozen Whole</i>	75,838	253,921	3.35			
Total for Eels	75,838	253,921				
Fish meal fit for human						
<i>Finfish, Processed Other</i>	200	5,645	28.23			
Total for Fish meal fit for human	200	5,645				
Groper						
<i>Finfish, Chilled Whole</i>	22	261	11.86			
Total for Groper	22	261				
Hoki						
<i>Finfish, Frozen Fillets</i>	719,668	3,537,268	4.92	18,423	88,014	4.78
Total for Hoki	719,668	3,537,268		18,423	88,014	
Kingfish, Yellowtail						
<i>Finfish, Chilled Whole</i>	25	294	11.76			
Total for Kingfish, Yellowtail	25	294				
Mackerel, Blue						
<i>Finfish, Frozen Whole</i>	4,000	7,214	1.80	2,000	3,732	1.87
Total for Mackerel, Blue	4,000	7,214		2,000	3,732	
Mackerel, Jack						
<i>Finfish, Frozen Whole</i>	36,500	54,080	1.48	21,000	32,158	1.53
Total for Mackerel, Jack	36,500	54,080		21,000	32,158	
Monkfish (Stargazer)						
<i>Finfish, Frozen Fillets</i>	93,425	759,571	8.13	5,950	51,922	8.73
<i>Finfish, Frozen Headed and Guttled</i>	1,000	2,826	2.83			
Total for Monkfish (Stargazer)	94,425	762,397		5,950	51,922	
Mussels						
<i>Mussels, Freeze-dried pwd</i>	23,620	1,171,765	49.61	100	2,564	25.64
<i>Mussels, HS Frozen</i>	940,333	5,016,788	5.34	49,101	269,292	5.48
<i>Mussels, Meat Frozen</i>	81,420	469,646	5.77	13,160	78,949	6.00
<i>Mussels, Powder in capsule</i>	3,275	284,187	86.77			
<i>Mussels, Pre'ed/Marinated</i>	3,888	8,233	2.12			
Total for Mussels	1,052,536	6,950,619		62,361	350,805	

NETT	Jan 2011 -- Dec 2011			Month-to-Date: December - 2011		
	Weight (kg)	FOB* (\$NZ)	Value Unit Value	Weight (kg)	FOB* (\$NZ)	Value Unit Value
United Kingdom						
Orange Roughy						
<i>Finfish, Frozen Fillets</i>	6,880	122,203	17.76			
Total for Orange Roughy	6,880	122,203				
Oreo Dory, Smooth						
<i>Finfish, Frozen Fillets</i>	2,000	15,666	7.83			
Total for Oreo Dory, Smooth	2,000	15,666				
Other frozen finfish						
<i>Finfish, Frozen Other form</i>	4,408	87,352	19.82			
Total for Other frozen finfish	4,408	87,352				
Other Molluscs						
<i>Other Molluscs, Live, Chilled or Frozen</i>	17,264	154,802	8.97	1,716	30,224	17.61
<i>Other Molluscs, Processed</i>	3,770	11,327	3.00			
Total for Other Molluscs	21,034	166,129		1,716	30,224	
Paua						
<i>Other Molluscs, Processed</i>	4,998	383,540	76.74			
Total for Paua	4,998	383,540				
Rays & Skates						
<i>Finfish, Frozen Fillets</i>	8,935	30,464	3.41			
Total for Rays & Skates	8,935	30,464				
Salmon						
<i>Finfish, Chilled Whole</i>	177	3,817	21.56			
Total for Salmon	177	3,817				
Shrimps & Prawns						
<i>Other Crustacea, Live, Chilled or Froze</i>	1,400	70,192	50.14			
Total for Shrimps & Prawns	1,400	70,192				
Snapper						
<i>Finfish, Chilled Whole</i>	1,453	17,013	11.71			
<i>Finfish, Frozen Whole</i>	13,820	64,353	4.66	3,610	16,878	4.68
Total for Snapper	15,273	81,366		3,610	16,878	
Spiny Dogfish						
<i>Finfish, Frozen Other form</i>	5,990	25,542	4.26			
Total for Spiny Dogfish	5,990	25,542				
Squid						
<i>Squid, Frozen Tubes/Steaks</i>	136,164	757,339	5.56	28,398	169,300	5.96
<i>Squid, Frozen Whole</i>	2,250	6,992	3.11			
Total for Squid	138,414	764,331		28,398	169,300	
Tarakihi						

NETT	Jan 2011 -- Dec 2011			Month-to-Date: December - 2011		
	Weight (kg)	FOB* Value (\$NZ)	Unit Value	Weight (kg)	FOB* Value (\$NZ)	Unit Value
United Kingdom						
<i>Finfish, Chilled Whole</i>	22	172	7.82			
Total for Tarakihi	22	172				
Trevally						
<i>Finfish, Frozen Whole</i>	496,500	906,080	1.82	45,180	92,632	2.05
Total for Trevally	496,500	906,080		45,180	92,632	
Total for United Kingdom	2,726,543	15,005,181		194,698	924,494	

NETT	Jan 2011 -- Dec 2011			Month-to-Date: December - 2011		
	Weight (kg)	FOB* Value (\$NZ)	Unit Value	Weight (kg)	FOB* Value (\$NZ)	Unit Value
United States						
Antarctic Toothfish						
<i>Finfish, Frozen Headed and Guttled</i>	194,738	5,013,382	25.74	28,059	718,836	25.62
<i>Finfish, Frozen Other form</i>	376,589	10,761,956	28.58			
Total for Antarctic Toothfish	571,327	15,775,338		28,059	718,836	
Bluenose						
<i>Finfish, Chilled Headed and Guttled</i>	55,045	600,190	10.90	1,661	22,238	13.39
<i>Finfish, Chilled Other form</i>	17,855	168,596	9.44	2,582	29,093	11.27
<i>Finfish, Chilled Whole</i>	56,576	664,176	11.74	2,546	33,440	13.13
<i>Finfish, Frozen Fillets</i>	310	5,028	16.22			
Total for Bluenose	129,786	1,437,990		6,789	84,771	
Cockles						
<i>Other Molluscs, Live, Chilled or Frozen</i>	128,130	541,402	4.23	17,105	69,999	4.09
Total for Cockles	128,130	541,402		17,105	69,999	
Cod						
<i>Finfish, Chilled Other form</i>	21	536	25.52			
<i>Finfish, Chilled Whole</i>	156	1,794	11.50			
Total for Cod	177	2,330				
Cod, Blue						
<i>Finfish, Frozen Fillets</i>	28,288	182,853	6.46			
Total for Cod, Blue	28,288	182,853				
Cod, Red						
<i>Finfish, Frozen Fillets</i>	24,260	111,573	4.60			
Total for Cod, Red	24,260	111,573				
Crustn, Molluscs extract						
<i>Other Crustacea, Processed</i>	300	1,180,806	3936.02			
<i>Other Crustacea, Processed Extracts</i>	1,255	4,648,684	3704.13			
Total for Crustn, Molluscs extra	1,555	5,829,490				
Dogfish and Other Sharks						
<i>Finfish, Chilled Whole</i>	3,850	42,281	10.98	46	525	11.41
Total for Dogfish and Other Sha	3,850	42,281		46	525	
Eels						
<i>Finfish, Chilled Live</i>	12,012	132,717	11.05	1,170	14,339	12.26
<i>Finfish, Chilled Other form</i>	165	2,389	14.48	165	2,389	14.48
<i>Finfish, Chilled Whole</i>	180	1,744	9.69	45	654	14.53
<i>Finfish, Processed Smoked</i>	1,200	14,591	12.16			
Total for Eels	13,557	151,441		1,380	17,382	
Finfish, other fish meat						
<i>Finfish, Processed Other</i>	280	2,057	7.35			
Total for Finfish, other fish meat	280	2,057				

NETT	Jan 2011 -- Dec 2011			Month-to-Date: December - 2011		
	Weight (kg)	FOB* (\$NZ)	Unit Value	Weight (kg)	FOB* (\$NZ)	Unit Value

United States

Fish meal fit for human

<i>Finfish, Processed Other</i>	15,150	213,917	14.12	2,000	28,951	14.48
Total for Fish meal fit for human	15,150	213,917		2,000	28,951	

Fish prod unfit for human

<i>Finfish, Processed Other</i>	316,368	314,473	0.99			
Total for Fish prod unfit for hum	316,368	314,473				

Flounder

<i>Finfish, Chilled Headed and Gutted</i>	79	809	10.24			
<i>Finfish, Chilled Other form</i>	82	827	10.09			
<i>Finfish, Chilled Whole</i>	8,907	88,942	9.99	1,602	16,831	10.51
<i>Finfish, Frozen Whole</i>	1,120	10,203	9.11			
Total for Flounder	10,188	100,781		1,602	16,831	

Groper

<i>Finfish, Chilled Fillets</i>	10,699	217,454	20.32	269	8,620	32.04
<i>Finfish, Chilled Headed and Gutted</i>	47,337	584,975	12.36	2,240	32,984	14.73
<i>Finfish, Chilled Other form</i>	48,197	579,398	12.02	2,915	35,067	12.03
<i>Finfish, Chilled Whole</i>	16,637	204,807	12.31	218	2,558	11.73
Total for Groper	122,870	1,586,634		5,642	79,229	

Gurnard

<i>Finfish, Chilled Fillets</i>	15	246	16.40	5	23	4.60
<i>Finfish, Chilled Whole</i>	287	3,104	10.82			
Total for Gurnard	302	3,350		5	23	

Hake

<i>Finfish, Chilled Fillets</i>	16,993	442,881	26.06	7,475	418,139	55.94
Total for Hake	16,993	442,881		7,475	418,139	

Hoki

<i>Finfish, Chilled Fillets</i>	20	399	19.95			
<i>Finfish, Frozen Fillets</i>	1,076,374	4,777,516	4.44	57,202	246,377	4.31
<i>Finfish, Frozen Other form</i>	1,000	1,114	1.11			
Total for Hoki	1,077,394	4,779,029		57,202	246,377	

John Dory

<i>Finfish, Chilled Fillets</i>	4,539	88,354	19.47	181	3,719	20.55
<i>Finfish, Chilled Whole</i>	63,556	785,507	12.36	7,210	94,505	13.11
<i>Finfish, Frozen Fillets</i>	3,518	59,710	16.97	10	230	23.00
Total for John Dory	71,613	933,571		7,401	98,454	

Juices of meat

<i>Other,</i>	20	24,802	1240.10			
Total for Juices of meat	20	24,802				

Kingfish, Yellowtail

NETT	Jan 2011 -- Dec 2011			Month-to-Date: December - 2011		
	Weight (kg)	FOB* (\$NZ)	Unit Value	Weight (kg)	FOB* (\$NZ)	Unit Value
United States						
<i>Finfish, Chilled Fillets</i>	32	867	27.09			
<i>Finfish, Chilled Headed and Gutted</i>	367	3,274	8.92			
<i>Finfish, Chilled Whole</i>	1,897	18,715	9.87	151	1,164	7.71
Total for Kingfish, Yellowtail	2,296	22,856		151	1,164	
Ling						
<i>Finfish, Chilled Fillets</i>	69,285	1,131,595	16.33	5,976	107,782	18.04
Total for Ling	69,285	1,131,595		5,976	107,782	
Livers and Roe						
<i>Finfish, Chilled Whole</i>	86	974	11.33			
<i>Finfish, Frozen Whole</i>	115	1,063	9.24			
Total for Livers and Roe	201	2,037				
Mackerel, Jack						
<i>Finfish, Frozen Whole</i>	2,500	3,435	1.37			
Total for Mackerel, Jack	2,500	3,435				
Monkfish (Stargazer)						
<i>Finfish, Chilled Fillets</i>	5	23	4.60	5	23	4.60
<i>Finfish, Frozen Fillets</i>	6,470	52,996	8.19	940	4,573	4.86
Total for Monkfish (Stargazer)	6,475	53,019		945	4,596	
Mullet						
<i>Finfish, Chilled Whole</i>	817	7,861	9.62	151	1,281	8.48
Total for Mullet	817	7,861		151	1,281	
Mussels						
<i>Mussels, Freeze-dried pwd</i>	31,883	1,237,151	38.80	7,150	248,299	34.73
<i>Mussels, HS Frozen</i>	10,406,393	55,599,277	5.34	1,161,701	6,470,993	5.57
<i>Mussels, Live</i>	136,152	397,709	2.92	14,489	43,257	2.99
<i>Mussels, Meat Chilled/Frsh</i>	4,206	71,202	16.93			
<i>Mussels, Meat Frozen</i>	680,609	3,287,231	4.83	55,181	248,112	4.50
<i>Mussels, Powder in capsule</i>	1,972	254,741	129.18	217	37,722	173.83
<i>Mussels, Pre'ed/Marinated</i>	15,896	76,046	4.78	15,871	75,929	4.78
<i>Mussels, Smoked</i>	4,152	48,318	11.64			
<i>Mussels, Whole Chilled</i>	272	1,150	4.23			
<i>Mussels, Whole Frozen</i>	75,780	214,509	2.83	2,000	9,280	4.64
Total for Mussels	11,357,315	61,187,334		1,256,609	7,133,592	
Orange Roughy						
<i>Finfish, Chilled Fillets</i>	8,854	152,624	17.24			
<i>Finfish, Frozen Fillets</i>	1,279,400	23,107,837	18.06	63,840	1,048,430	16.42
<i>Finfish, Frozen Whole</i>	132	1,329	10.07			
Total for Orange Roughy	1,288,386	23,261,790		63,840	1,048,430	
Oreo Dory, Smooth						
<i>Finfish, Frozen Fillets</i>	314,650	2,137,236	6.79			
Total for Oreo Dory, Smooth	314,650	2,137,236				

<i>NETT</i>	<i>Jan 2011 -- Dec 2011</i>			<i>Month-to-Date: December - 2011</i>		
	<i>Weight (kg)</i>	<i>FOB* Value (\$NZ)</i>	<i>Unit Value</i>	<i>Weight (kg)</i>	<i>FOB* Value (\$NZ)</i>	<i>Unit Value</i>
United States						
Other chilled fillets						
<i>Finfish, Chilled Fillets</i>	17,585	202,773	11.53	2,138	33,866	15.84
Total for Other chilled fillets	17,585	202,773		2,138	33,866	
Other chilled finfish						
<i>Finfish, Chilled Headed and Gutted</i>	29,301	396,157	13.52	3,008	53,292	17.72
<i>Finfish, Chilled Other form</i>	17,477	203,424	11.64	1,433	20,657	14.42
<i>Finfish, Chilled Whole</i>	27,560	225,235	8.17	3,062	28,544	9.32
Total for Other chilled finfish	74,338	824,816		7,503	102,493	
Other clams frozen						
<i>Other Molluscs, Live, Chilled or Frozen</i>	84,165	384,337	4.57	3,750	15,649	4.17
Total for Other clams frozen	84,165	384,337		3,750	15,649	
Other Fish Packed						
<i>Other,</i>	2,100	11,989	5.71			
Total for Other Fish Packed	2,100	11,989				
Other frozen fillets						
<i>Finfish, Frozen Fillets</i>	7,844	63,581	8.11	7,680	59,187	7.71
Total for Other frozen fillets	7,844	63,581		7,680	59,187	
Other frozen finfish						
<i>Finfish, Frozen Whole</i>	7,455	70,398	9.44	410	9,812	23.93
Total for Other frozen finfish	7,455	70,398		410	9,812	
Other invertebrate						
<i>Other, Live, Chilled or Frozen</i>	1,068	41,188	38.57			
Total for Other invertebrate	1,068	41,188				
Other Molluscs						
<i>Other Molluscs, Live, Chilled or Frozen</i>	546,229	2,246,466	4.11	47,992	202,771	4.23
<i>Other Molluscs, Processed</i>	729	8,725	11.97			
Total for Other Molluscs	546,958	2,255,191		47,992	202,771	
Other preparations						
<i>Other, Processed Other</i>	472,531	2,620,878	5.55	64,850	316,261	4.88
Total for Other preparations	472,531	2,620,878		64,850	316,261	
Oysters, Pacific						
<i>Oysters, Live</i>	25,072	191,698	7.65			
<i>Oysters, Chilled or Frozen</i>	14,912	140,389	9.41	1,252	11,558	9.23
Total for Oysters, Pacific	39,984	332,087		1,252	11,558	
Oysters, Rock						
<i>Oysters, Chilled or Frozen</i>	225	1,900	8.44			
Total for Oysters, Rock	225	1,900				

NETT	Jan 2011 -- Dec 2011			Month-to-Date: December - 2011		
	Weight (kg)	FOB* (\$NZ)	Value Unit	Weight (kg)	FOB* (\$NZ)	Value Unit

United States

Patagonian Toothfish

<i>Finfish, Frozen Other form</i>	12,365	360,836	29.18			
Total for Patagonian Toothfish	12,365	360,836				

Paua

<i>Other Molluscs, Live, Chilled or Frozen</i>	20	750	37.50			
<i>Other Molluscs, Processed</i>	5,406	395,115	73.09			
Total for Paua	5,426	395,865				

Rock Lobster

<i>Rock Lobster, Chilled Live</i>	4,263	271,683	63.73	274	15,931	58.14
<i>Rock Lobster, Frozen Tails</i>	11,295	960,878	85.07			
<i>Rock Lobster, Frozen Whole</i>	12	392	32.67			
Total for Rock Lobster	15,570	1,232,953		274	15,931	

Salmon

<i>Finfish, Chilled Headed and Gutted</i>	18,135	273,379	15.07	2,087	25,863	12.39
<i>Finfish, Chilled Other form</i>	2,566	27,426	10.69	1,480	17,008	11.49
<i>Finfish, Chilled Whole</i>	710,915	7,955,660	11.19	79,019	934,782	11.83
<i>Finfish, Processed Cans or Jars, Whole</i>	1,923	1,204	0.63			
Total for Salmon	733,539	8,257,669		82,586	977,653	

Salmon, Other

<i>Finfish, Frozen Headed and Gutted</i>	750	6,990	9.32			
Total for Salmon, Other	750	6,990				

Salmon, Pacific

<i>Finfish, Processed Smoked</i>	10,309	349,990	33.95	458	13,987	30.54
Total for Salmon, Pacific	10,309	349,990		458	13,987	

Salmonidae

<i>Finfish, Chilled Fillets</i>	3,178	54,484	17.14			
<i>Finfish, Frozen Fillets</i>	396,699	6,835,508	17.23	14,832	212,164	14.30
Total for Salmonidae	399,877	6,889,992		14,832	212,164	

Sea Perch

<i>Finfish, Frozen Whole</i>	20	61	3.05			
Total for Sea Perch	20	61				

Shrimps & Prawns

<i>Other Crustacea, Live, Chilled or Froze</i>	81,696	2,683,804	32.85	10,110	344,859	34.11
Total for Shrimps & Prawns	81,696	2,683,804		10,110	344,859	

Snapper

<i>Finfish, Chilled Fillets</i>	50	1,321	26.42	5	100	20.00
<i>Finfish, Chilled Other form</i>	99,618	1,015,114	10.19			
<i>Finfish, Chilled Whole</i>	316,179	3,136,756	9.92	42,667	452,963	10.62
<i>Finfish, Frozen Whole</i>	59,390	199,468	3.36	1,340	5,426	4.05

NETT	Jan 2011 -- Dec 2011			Month-to-Date: December - 2011		
	Weight (kg)	FOB* (\$NZ)	Value Unit	Weight (kg)	FOB* (\$NZ)	Value Unit
United States						
Total for Snapper	475,237	4,352,659		44,012	458,489	
Sole, Lemon						
<i>Finfish, Frozen Whole</i>	120	1,060	8.83	120	1,060	8.83
Total for Sole, Lemon	120	1,060		120	1,060	
Southern Blue Whiting						
<i>Finfish, Frozen Fillets</i>	10	57	5.70			
Total for Southern Blue Whiting	10	57				
Squid						
<i>Squid, Chilled Whole/HG</i>	16,298	77,670	4.77			
<i>Squid, Frozen HG</i>	57,756	223,251	3.87			
<i>Squid, Frozen Other Form</i>	26,833	163,743	6.10	1,500	10,636	7.09
<i>Squid, Frozen Tubes/Steaks</i>	379,187	2,251,869	5.94	46,995	298,601	6.35
<i>Squid, Frozen Whole</i>	1,236,004	4,629,194	3.75	30	125	4.17
<i>Squid, Frz Heads&Tentacles</i>	8,400	38,125	4.54			
Total for Squid	1,724,478	7,383,852		48,525	309,362	
Swordfish						
<i>Finfish, Chilled Fillets</i>	503	5,542	11.02			
<i>Finfish, Chilled Headed and Guttled</i>	168,544	1,762,712	10.46	4,135	44,404	10.74
<i>Finfish, Chilled Whole</i>	38,594	359,658	9.32	1,980	19,909	10.06
Total for Swordfish	207,641	2,127,912		6,115	64,313	
Tarakihi						
<i>Finfish, Chilled Fillets</i>	1,072	17,009	15.87	20	333	16.65
<i>Finfish, Chilled Whole</i>	195	1,930	9.90			
Total for Tarakihi	1,267	18,939		20	333	
Trevally						
<i>Finfish, Chilled Whole</i>	14,935	125,747	8.42	1,283	10,647	8.30
<i>Finfish, Frozen Whole</i>	3,710	8,102	2.18	560	1,257	2.24
Total for Trevally	18,645	133,849		1,843	11,904	
Tuna, Bigeye						
<i>Finfish, Chilled Headed and Guttled</i>	119	713	5.99			
<i>Finfish, Chilled Other form</i>	757	6,183	8.17			
Total for Tuna, Bigeye	876	6,896				
Tuna, Other						
<i>Finfish, Chilled Headed and Guttled</i>	34,793	322,935	9.28			
Total for Tuna, Other	34,793	322,935				
Tuna, Skipjack						
<i>Finfish, Frozen Whole</i>	235,267	408,036	1.73			
Total for Tuna, Skipjack	235,267	408,036				
Total for United States	20,786,172	162,026,849		1,806,848	13,238,014	

NETT	Jan 2011 -- Dec 2011			Month-to-Date: December - 2011		
	Weight (kg)	FOB* Value (\$NZ)	Unit Value	Weight (kg)	FOB* Value (\$NZ)	Unit Value
Uruguay						
Hoki						
<i>Finfish, Frozen Fillets</i>	15,810	84,045	5.32			
Total for Hoki	15,810	84,045				
Ling						
<i>Finfish, Frozen Fillets</i>	49,849	596,007	11.96			
Total for Ling	49,849	596,007				
Livers and Roe						
<i>Finfish, Frozen Whole</i>	21,820	34,387	1.58			
Total for Livers and Roe	21,820	34,387				
Mussels						
<i>Mussels, HS Frozen</i>	4,008	23,018	5.74			
Total for Mussels	4,008	23,018				
Snapper						
<i>Finfish, Frozen Whole</i>	2,260	12,393	5.48			
Total for Snapper	2,260	12,393				
Total for Uruguay	93,747	749,850				

NETT	Jan 2011 -- Dec 2011			Month-to-Date: December - 2011		
	Weight (kg)	FOB* (\$NZ)	Value Unit Value	Weight (kg)	FOB* (\$NZ)	Value Unit Value
Vanuatu						
Cockles						
<i>Other Molluscs, Live, Chilled or Frozen</i>	20	86	4.30	10	43	4.30
Total for Cockles	20	86		10	43	
Cod, Blue						
<i>Finfish, Chilled Fillets</i>	18	446	24.78			
Total for Cod, Blue	18	446				
Crab						
<i>Other Crustacea, Live, Chilled or Froze</i>	55	1,530	27.82			
<i>Other Crustacea, Processed</i>	49	1,596	32.57			
Total for Crab	104	3,126				
Crustaceans						
<i>Other Crustacea, Live, Chilled or Froze</i>	384	4,124	10.74			
Total for Crustaceans	384	4,124				
Fish fingers						
<i>Finfish, Processed Other</i>	40	440	11.00			
Total for Fish fingers	40	440				
Flounder						
<i>Finfish, Frozen Fillets</i>	10	120	12.00			
Total for Flounder	10	120				
Groper						
<i>Finfish, Chilled Fillets</i>	33	572	17.33			
Total for Groper	33	572				
Gurnard						
<i>Finfish, Frozen Whole</i>	9	95	10.56			
Total for Gurnard	9	95				
Kingfish, Yellowtail						
<i>Finfish, Chilled Fillets</i>	8	127	15.88			
Total for Kingfish, Yellowtail	8	127				
Mussels						
<i>Mussels, HS Frozen</i>	352	3,416	9.70	120	861	7.18
<i>Mussels, Live</i>	560	1,651	2.95	135	396	2.93
<i>Mussels, Other not L/Ch/Fz</i>	12	50	4.17			
Total for Mussels	924	5,117		255	1,257	
Other clams chilled						
<i>Other Molluscs, Live, Chilled or Frozen</i>	2	52	26.00			
Total for Other clams chilled	2	52				
Other Crustacea: Ch/Fzn						

<i>NETT</i>	<i>Jan 2011 -- Dec 2011</i>			<i>Month-to-Date: December - 2011</i>		
	<i>Weight (kg)</i>	<i>FOB* Value (\$NZ)</i>	<i>Unit Value</i>	<i>Weight (kg)</i>	<i>FOB* Value (\$NZ)</i>	<i>Unit Value</i>
Vanuatu						
<i>Other Crustacea, Live, Chilled or Froze</i>	5	105	21.00			
Total for Other Crustacea: Ch/F	5	105				
Other frozen fillets						
<i>Finfish, Frozen Fillets</i>	350	2,537	7.25			
Total for Other frozen fillets	350	2,537				
Other frozen finfish						
<i>Finfish, Frozen Other form</i>	170	1,258	7.40			
Total for Other frozen finfish	170	1,258				
Other minced						
<i>Finfish, Processed Packed</i>	4,844	69,715	14.39	455	8,236	18.10
Total for Other minced	4,844	69,715		455	8,236	
Other Molluscs						
<i>Other Molluscs, Live, Chilled or Frozen</i>	50	170	3.40	20	64	3.20
<i>Other Molluscs, Processed</i>	420	2,987	7.11	120	778	6.48
Total for Other Molluscs	470	3,157		140	842	
Oysters, Dredge						
<i>Oysters, Chilled or Frozen</i>	1,140	12,523	10.99	776	8,194	10.56
Total for Oysters, Dredge	1,140	12,523		776	8,194	
Oysters, Pacific						
<i>Oysters, Live</i>	314	2,629	8.37			
<i>Oysters, Chilled or Frozen</i>	1,725	28,124	16.30	30	3,450	115.00
Total for Oysters, Pacific	2,039	30,753		30	3,450	
Oysters, Rock						
<i>Oysters, Chilled or Frozen</i>	60	579	9.65	60	579	9.65
Total for Oysters, Rock	60	579		60	579	
Rock Lobster						
<i>Rock Lobster, Frozen Whole</i>	35	4,177	119.34			
Total for Rock Lobster	35	4,177				
Salmon						
<i>Finfish, Chilled Other form</i>	556	10,761	19.35	314	5,697	18.14
<i>Finfish, Chilled Whole</i>	513	8,363	16.30			
<i>Finfish, Processed Packed</i>	80	2,317	28.96	80	2,317	28.96
Total for Salmon	1,149	21,441		394	8,014	
Salmon, Other						
<i>Finfish, Frozen Headed and Guttled</i>	253	4,086	16.15			
<i>Finfish, Frozen Other form</i>	116	1,836	15.83	116	1,836	15.83
Total for Salmon, Other	369	5,922		116	1,836	
Salmon, Pacific						

NETT	Jan 2011 -- Dec 2011			Month-to-Date: December - 2011		
	Weight (kg)	FOB* (\$NZ)	Value Unit Value	Weight (kg)	FOB* (\$NZ)	Value Unit Value
Vanuatu						
<i>Finfish, Processed Smoked</i>	191	10,781	56.45	60	3,287	54.78
Total for Salmon, Pacific	191	10,781		60	3,287	
Salmonidae						
<i>Finfish, Chilled Fillets</i>	34	760	22.35			
Total for Salmonidae	34	760				
Scallops						
<i>Other Molluscs, Live</i>	30	88	2.93	30	88	2.93
<i>Other Molluscs, Frozen</i>	330	6,981	21.15			
Total for Scallops	360	7,069		30	88	
Shrimps & Prawns						
<i>Other Crustacea, Live, Chilled or Froze</i>	3,641	70,607	19.39	800	16,854	21.07
Total for Shrimps & Prawns	3,641	70,607		800	16,854	
Snapper						
<i>Finfish, Chilled Whole</i>	18	240	13.33			
Total for Snapper	18	240				
Squid						
<i>Squid, Dried</i>	50	404	8.08			
<i>Squid, Frozen Tubes/Steaks</i>	2,400	23,525	9.80	560	8,531	15.23
Total for Squid	2,450	23,929		560	8,531	
Tuna, Albacore/Longfinned						
<i>Finfish, Frozen Whole</i>	8,249	35,954	4.36			
Total for Tuna, Albacore/Longfi	8,249	35,954				
Tuna, Bigeye						
<i>Finfish, Frozen Other form</i>	10	267	26.70			
Total for Tuna, Bigeye	10	267				
Tuna, Other						
<i>Finfish, Chilled Fillets</i>	14	772	55.14			
Total for Tuna, Other	14	772				
Tunas & Atlantic Bonito						
<i>Finfish, Processed Cans or Jars, Whole</i>	40	230	5.75	40	230	5.75
Total for Tunas & Atlantic Bonit	40	230		40	230	
Whitebait						
<i>Finfish, Chilled Whole</i>	4	549	137.25			
Total for Whitebait	4	549				
Total for Vanuatu	27,194	317,630		3,726	61,441	

NETT	Jan 2011 -- Dec 2011			Month-to-Date: December - 2011		
	Weight (kg)	FOB* (\$NZ)	Value Unit Value	Weight (kg)	FOB* (\$NZ)	Value Unit Value
Vietnam						
Alfonsino						
<i>Finfish, Frozen Headed and Guttred</i>	7,000	76,847	10.98			
Total for Alfonsino	7,000	76,847				
Barracouta						
<i>Finfish, Frozen Whole</i>	4,170	2,175	0.52			
Total for Barracouta	4,170	2,175				
Cardinal Fish						
<i>Finfish, Frozen Fillets</i>	8,280	39,775	4.80			
Total for Cardinal Fish	8,280	39,775				
Cod, Red						
<i>Finfish, Frozen Whole</i>	210	110	0.52			
Total for Cod, Red	210	110				
Finfish, other fish meat						
<i>Finfish, Processed Other</i>	30,155	227,120	7.53	30,155	227,120	7.53
Total for Finfish, other fish meat	30,155	227,120		30,155	227,120	
Ghostshark						
<i>Finfish, Frozen Whole</i>	435	227	0.52			
Total for Ghostshark	435	227				
Hoki						
<i>Finfish, Frozen Headed and Guttred</i>	82,435	204,549	2.48	44,040	112,436	2.55
<i>Finfish, Frozen Whole</i>	75,210	37,523	0.50			
Total for Hoki	157,645	242,072		44,040	112,436	
Mackerel, Blue						
<i>Finfish, Frozen Whole</i>	34,075	53,176	1.56			
Total for Mackerel, Blue	34,075	53,176				
Mackerel, Jack						
<i>Finfish, Frozen Headed and Guttred</i>	524,560	1,134,644	2.16			
<i>Finfish, Frozen Other form</i>	537,480	757,043	1.41	38,000	48,506	1.28
Total for Mackerel, Jack	1,062,040	1,891,687		38,000	48,506	
Monkfish (Stargazer)						
<i>Finfish, Frozen Fillets</i>	160	1,372	8.58	70	652	9.31
<i>Finfish, Frozen Headed and Guttred</i>	200	2,382	11.91			
Total for Monkfish (Stargazer)	360	3,754		70	652	
Mussels						
<i>Mussels, HS Frozen</i>	655,873	2,923,320	4.46	21,804	126,269	5.79
<i>Mussels, Meat Chilled/Frsh</i>	776	7,399	9.53	776	7,399	9.53
<i>Mussels, Meat Frozen</i>	1,836	10,608	5.78			
<i>Mussels, Whole Chilled</i>	2,636	24,283	9.21			

NETT	Jan 2011 -- Dec 2011			Month-to-Date: December - 2011		
	Weight (kg)	FOB* Value (\$NZ)	Unit Value	Weight (kg)	FOB* Value (\$NZ)	Unit Value
Vietnam						
<i>Mussels, Whole Frozen</i>	1,000	2,174	2.17			
<i>Mussels, Chilled</i>	500	4,775	9.55			
Total for Mussels	662,621	2,972,559		22,580	133,668	
Oreo Dory, Black						
<i>Finfish, Frozen Headed and Guttled</i>	36,630	63,254	1.73			
Total for Oreo Dory, Black	36,630	63,254				
Oreo Dory, Other						
<i>Finfish, Frozen Headed and Guttled</i>	5,668	8,786	1.55			
Total for Oreo Dory, Other	5,668	8,786				
Other frozen finfish						
<i>Finfish, Frozen Headed and Guttled</i>	250	228	0.91			
<i>Finfish, Frozen Whole</i>	53,530	162,998	3.04	14,980	50,678	3.38
Total for Other frozen finfish	53,780	163,226		14,980	50,678	
Paua						
<i>Other Molluscs, Live, Chilled or Frozen</i>	14	760	54.29			
<i>Other Molluscs, Processed</i>	1,122	72,096	64.26			
Total for Paua	1,136	72,856				
Salmon, Other						
<i>Finfish, Frozen Other form</i>	11,070	66,672	6.02			
Total for Salmon, Other	11,070	66,672				
Salmonidae						
<i>Finfish, Frozen Fillets</i>	14,795	112,508	7.60			
Total for Salmonidae	14,795	112,508				
Sea Perch						
<i>Finfish, Frozen Whole</i>	100	172	1.72			
Total for Sea Perch	100	172				
Shrimps & Prawns						
<i>Other Crustacea, Live, Chilled or Froze</i>	64,099	628,393	9.80			
<i>Other Crustacea, Processed</i>	6,290	109,011	17.33			
Total for Shrimps & Prawns	70,389	737,404				
Southern Blue Whiting						
<i>Finfish, Frozen Headed and Guttled</i>	554,500	156,310	0.28			
Total for Southern Blue Whiting	554,500	156,310				
Squid						
<i>Squid, Frozen Whole</i>	205,095	716,968	3.50			
<i>Squid, Frz Heads&Tentacles</i>	87,021	315,009	3.62			
Total for Squid	292,116	1,031,977				
Tuna, Albacore/Longfinned						

<i>NETT</i>	<i>Jan 2011 -- Dec 2011</i>			<i>Month-to-Date: December - 2011</i>		
	<i>Weight (kg)</i>	<i>FOB* (\$NZ)</i>	<i>Value Unit Value</i>	<i>Weight (kg)</i>	<i>FOB* (\$NZ)</i>	<i>Value Unit Value</i>
Vietnam						
<i>Finfish, Frozen Whole</i>	28,580	126,074	4.41	28,580	126,074	4.41
Total for Tuna, Albacore/Longfi	28,580	126,074		28,580	126,074	
Tuna, Skipjack						
<i>Finfish, Frozen Whole</i>	554,569	744,976	1.34			
Total for Tuna, Skipjack	554,569	744,976				
Tuna, Yellowfin						
<i>Finfish, Frozen Whole</i>	22,188	48,574	2.19			
Total for Tuna, Yellowfin	22,188	48,574				
Total for Vietnam	3,612,512	8,842,291		178,405	699,134	

<i>NETT</i>	<i>Jan 2011 -- Dec 2011</i>			<i>Month-to-Date: December - 2011</i>		
	<i>Weight (kg)</i>	<i>FOB* Value (\$NZ)</i>	<i>Unit Value</i>	<i>Weight (kg)</i>	<i>FOB* Value (\$NZ)</i>	<i>Unit Value</i>
Wallis And Futuna Islands						
Crab						
<i>Other Crustacea, Processed</i>	5,286	24,278	4.59	470	2,914	6.20
Total for Crab	5,286	24,278		470	2,914	
Mackerel						
<i>Finfish, Processed Cans or Jars, Whole</i>	2,275	10,619	4.67	1,000	5,832	5.83
<i>Finfish, Processed Smoked</i>	1	4	4.00	1	4	4.00
Total for Mackerel	2,276	10,623		1,001	5,836	
Mullet						
<i>Finfish, Frozen Whole</i>	105	341	3.25			
Total for Mullet	105	341				
Mussels						
<i>Mussels, HS Frozen</i>	472	3,171	6.72	36	232	6.44
<i>Mussels, Whole Frozen</i>	60	195	3.25			
Total for Mussels	532	3,366		36	232	
Octopus						
<i>Other Molluscs, Frozen Whole</i>	2,260	14,161	6.27	360	1,080	3.00
Total for Octopus	2,260	14,161		360	1,080	
Other minced						
<i>Finfish, Processed Packed</i>	3,070	18,957	6.17			
Total for Other minced	3,070	18,957				
Oysters, Pacific						
<i>Oysters, Chilled or Frozen</i>	382	3,599	9.42			
Total for Oysters, Pacific	382	3,599				
Salmon, Pacific						
<i>Finfish, Processed Smoked</i>	200	12,764	63.82	30	2,016	67.20
Total for Salmon, Pacific	200	12,764		30	2,016	
Sardines						
<i>Finfish, Processed Cans or Jars, Whole</i>	13	61	4.69			
Total for Sardines	13	61				
Scallops						
<i>Other Molluscs, Frozen</i>	615	11,984	19.49			
Total for Scallops	615	11,984				
Shrimps & Prawns						
<i>Other Crustacea, Live, Chilled or Froze</i>	14	144	10.29			
Total for Shrimps & Prawns	14	144				
Squid						
<i>Squid, Frozen Other Form</i>	595	4,058	6.82	30	290	9.67

<i>NETT</i>	<i>Jan 2011 -- Dec 2011</i>			<i>Month-to-Date: December - 2011</i>		
	<i>Weight (kg)</i>	<i>FOB* Value (\$NZ)</i>	<i>Unit Value</i>	<i>Weight (kg)</i>	<i>FOB* Value (\$NZ)</i>	<i>Unit Value</i>
Wallis And Futuna Islands						
Total for Squid	595	4,058		30	290	
Total for Wallis And Futuna Isla	15,348	104,336		1,927	12,368	

<i>NETT</i>	<i>Jan 2011 -- Dec 2011</i>			<i>Month-to-Date: December - 2011</i>		
	<i>Weight (kg)</i>	<i>FOB* Value (\$NZ)</i>	<i>Unit Value</i>	<i>Weight (kg)</i>	<i>FOB* Value (\$NZ)</i>	<i>Unit Value</i>
<i>Grand Total</i>	301,379,720	1,537,896,021		18,849,624	122,596,909	

FOB - Free on board. The value of export goods, including raw material, processing, packaging, storage and transportation up to the point where the goods are about to leave the country as exports. FOB does not include storage, export transport or insurance cost to get the goods to the export market.*