

# New Zealand Seafood Exports

## Report IOb Seafood exports by country by species Calendar year to December 2015 (final)

Prepared by:



# Exports of Seafood Produce for 12 Months ending December 2015

Prepared by the Information Centre, SeafoodNew Zealand, from official export figures collected by NZ Customs and supplied by Statistics New Zealand.

NETT	2014		2015		% Change on 2014	
	Tonnes	NZ\$FOB*	Tonnes	NZ\$FOB*	Volume	Value
<b>Finfish</b>						
<b>Fresh</b>						
Fillet	1,141.9	\$14,289,319	1,231.2	\$15,329,154	7.82%	7.28%
H&G	2,101.2	\$19,593,213	2,277.6	\$22,953,589	8.39%	17.15%
Live	280.4	\$3,408,393	229.1	\$3,182,355	-18.30%	-6.63%
Other Forms	3,012.6	\$38,844,675	3,250.7	\$47,306,707	7.90%	21.78%
Whole	5,475.0	\$55,223,657	5,623.5	\$61,889,194	2.71%	12.07%
<b>Fresh Total</b>	<b>12,011.2</b>	<b>\$131,359,257</b>	<b>12,612.2</b>	<b>\$150,660,999</b>	<b>5.00%</b>	<b>14.69%</b>
<b>Frozen</b>						
Fillet	36,491.5	\$222,969,917	35,818.2	\$228,277,415	-1.85%	2.38%
H&G	54,978.1	\$142,582,292	52,878.7	\$148,012,056	-3.82%	3.81%
Other Forms	40,168.7	\$135,842,441	38,402.0	\$134,695,670	-4.40%	-0.84%
Whole	62,788.5	\$114,722,105	69,088.3	\$142,713,662	10.03%	24.40%
<b>Frozen Total</b>	<b>194,426.8</b>	<b>\$616,116,755</b>	<b>196,187.2</b>	<b>\$653,698,803</b>	<b>0.91%</b>	<b>6.10%</b>
<b>Processed</b>						
Dried	3.7	\$1,080,353	8.4	\$625,312	126.96%	-42.12%
Meal, Blocks, Minced	22,139.2	\$55,799,614	21,525.0	\$59,215,940	-2.77%	6.12%
Other	0.0	\$388	1.4	\$108,764	6715.00%	27931.96%
Other Fish Meat	4,648.1	\$11,284,602	4,205.1	\$12,395,543	-9.53%	9.84%
Prepared	3,070.9	\$24,154,744	3,301.6	\$30,598,035	7.51%	26.68%
Salted or in Brine	0.1	\$3,103	0.1	\$10,816	35.94%	248.57%
Smoked, Salted or in Brine	366.6	\$5,707,395	372.7	\$6,984,557	1.66%	22.38%
<b>Processed Total</b>	<b>30,228.6</b>	<b>\$98,030,199</b>	<b>29,414.2</b>	<b>\$109,938,967</b>	<b>-2.69%</b>	<b>12.15%</b>
<b>Finfish Total</b>	<b>236,666.6</b>	<b>\$845,506,211</b>	<b>238,213.6</b>	<b>\$914,298,769</b>	<b>0.65%</b>	<b>8.14%</b>
<b>Other Crustacea</b>						
<b>Other Crustacea</b>						
Frozen	822.5	\$23,037,161	854.4	\$28,097,354	3.89%	21.97%
Live	0.0	\$1,390	0.2	\$8,739	331.43%	528.71%
Other Forms	0.6	\$30,071	0.4	\$13,824	-44.62%	-54.03%
Processed	1,522.5	\$14,280,724	1,573.6	\$16,362,985	3.36%	14.58%
Whole			0.1	\$830		
<b>Other Crustacea Total</b>	<b>2,345.6</b>	<b>\$37,349,346</b>	<b>2,428.6</b>	<b>\$44,483,732</b>	<b>3.54%</b>	<b>19.10%</b>
<b>Other Crustacea Total</b>	<b>2,345.6</b>	<b>\$37,349,346</b>	<b>2,428.6</b>	<b>\$44,483,732</b>	<b>3.54%</b>	<b>19.10%</b>
<b>Rock Lobster</b>						
<b>Rock Lobster</b>						
Live	2,607.9	\$266,971,651	2,603.0	\$302,219,999	-0.19%	13.20%
Other Forms	2.0	\$141,271	0.7	\$12,890	-63.57%	-90.88%
Tails	13.4	\$764,450	11.9	\$808,848	-11.59%	5.81%
Whole	9.8	\$376,575	31.5	\$1,797,331	221.95%	377.28%
<b>Rock Lobster Total</b>	<b>2,633.1</b>	<b>\$268,253,947</b>	<b>2,647.1</b>	<b>\$304,839,068</b>	<b>0.53%</b>	<b>13.64%</b>
<b>Rock Lobster Total</b>	<b>2,633.1</b>	<b>\$268,253,947</b>	<b>2,647.1</b>	<b>\$304,839,068</b>	<b>0.53%</b>	<b>13.64%</b>
<b>Shellfish</b>						
<b>Fresh</b>						
Mussels	322.9	\$1,656,308	367.7	\$2,116,825	13.86%	27.80%
Octopus	2.4	\$17,948	0.5	\$4,013	-77.64%	-77.64%
Other	836.5	\$5,966,099	987.7	\$8,243,929	18.07%	38.18%
Oysters	427.8	\$4,725,255	512.7	\$6,144,088	19.85%	30.03%
Paua	19.2	\$1,207,544	29.1	\$2,030,424	51.42%	68.14%
Scallops	0.2	\$4,490	0.0	\$233	-89.50%	-94.81%
Squid	2.7	\$15,276	2.8	\$13,235	1.89%	-13.36%
<b>Fresh Total</b>	<b>1,611.9</b>	<b>\$13,592,920</b>	<b>1,900.5</b>	<b>\$18,552,747</b>	<b>17.91%</b>	<b>36.49%</b>

NETT	2014		2015		% Change on 2014	
	Tonnes	NZ\$FOB*	Tonnes	NZ\$FOB*	Volume	Value
<b>Fresh or Frozen</b>						
Oysters	1,052.0	\$10,670,969	1,251.2	\$13,486,741	18.94%	26.39%
<b>Fresh or Frozen Total</b>	1,052.0	\$10,670,969	1,251.2	\$13,486,741	18.94%	26.39%
<b>Frozen</b>						
Mussels	31,636.3	\$236,045,187	26,189.3	\$203,046,756	-17.22%	-13.98%
Octopus	47.6	\$299,724	17.2	\$155,233	-63.85%	-48.21%
Other	190.0	\$1,585,875	144.9	\$1,266,066	-23.75%	-20.17%
Oysters	25.6	\$356,763	51.9	\$622,746	102.80%	74.55%
Paua	30.7	\$1,195,602	37.0	\$1,848,780	20.36%	54.63%
Scallops	45.6	\$727,136	19.6	\$397,238	-57.04%	-45.37%
Squid	13,584.6	\$41,777,995	14,523.5	\$39,301,086	6.91%	-5.93%
<b>Frozen Total</b>	45,560.5	\$281,988,282	40,983.4	\$246,637,905	-10.05%	-12.54%
<b>Processed</b>						
Mussels	1,121.2	\$40,791,904	1,295.5	\$48,485,646	15.54%	18.86%
Other	320.1	\$3,003,350	90.0	\$2,033,650	-71.89%	-32.29%
Oysters	30.0	\$340,292	5.8	\$110,485	-80.52%	-67.53%
Paua	716.3	\$33,315,142	763.5	\$34,747,343	6.58%	4.30%
Scallops	32.7	\$731,352	19.1	\$509,345	-41.41%	-30.36%
Squid	254.0	\$1,349,527	314.2	\$1,468,447	23.71%	8.81%
<b>Processed Total</b>	2,474.2	\$79,531,567	2,488.1	\$87,354,916	0.56%	9.84%
<b>Shellfish Total</b>	50,698.5	\$385,783,738	46,623.2	\$366,032,309	-8.04%	-5.12%
<b>Grand Total</b>	292,343.7	\$1,536,893,242	289,912.6	\$1,629,653,878	-0.83%	6.04%

**FOB\* - Free on board. The value of export goods, including raw material, processing, packaging, storage and transportation up to the point where the goods are about to leave the country as exports. FOB does not include storage, export transport or insurance cost to get the goods to the export market.**

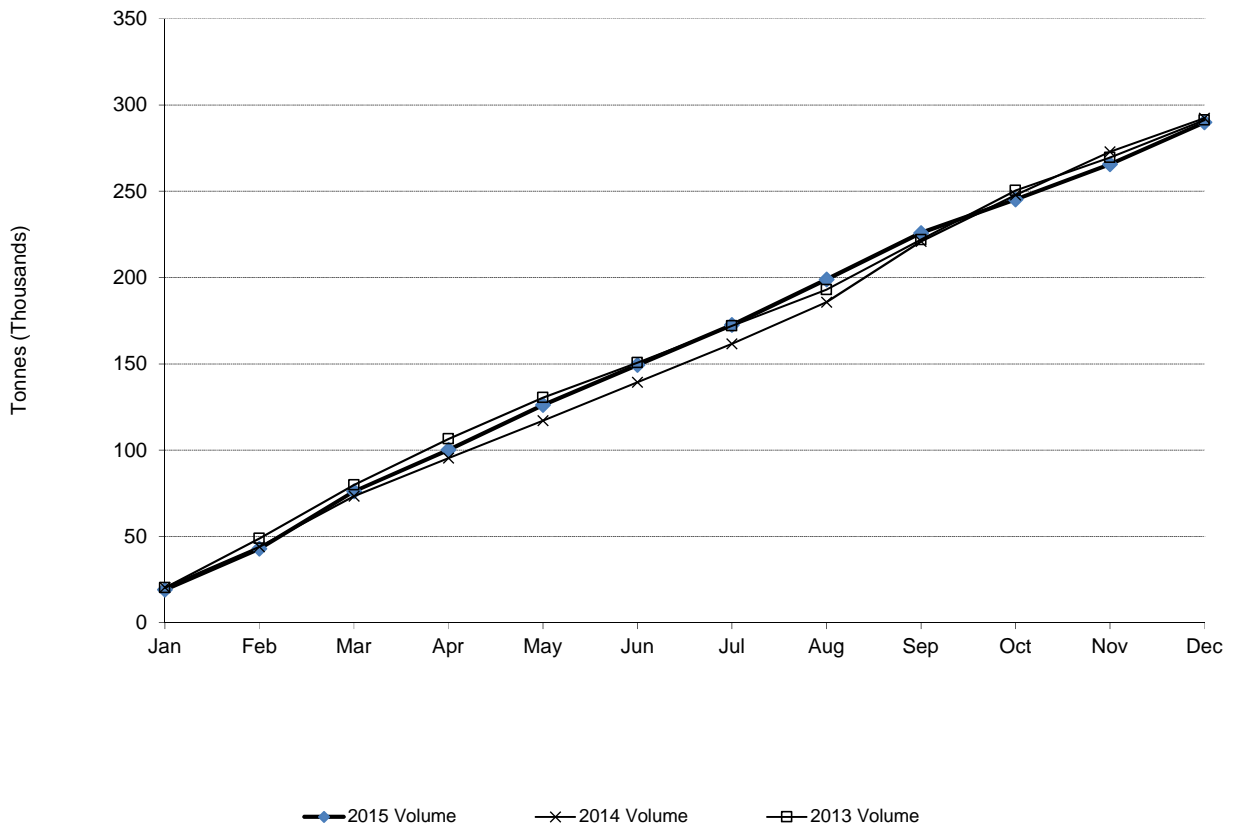
## Year to Date Volumes and Values

### Cumulative volumes exported

Tonnes (x1000)			
	2015	2014	2013
	Volume	Volume	Volume
Jan	19.13	20.36	20.27
Feb	42.92	44.00	48.85
Mar	76.15	73.24	79.76
Apr	100.16	95.43	106.50
May	126.11	117.04	130.38
Jun	149.29	139.32	150.70
Jul	172.63	161.58	172.05
Aug	198.95	185.68	192.92
Sep	225.88	220.95	221.99
Oct	245.20	247.85	250.54
Nov	265.63	272.96	269.65
Dec	289.91	292.34	291.30

### Cumulative volumes exported

- 2013 - 2015 -



## Year to Date Volumes and Values

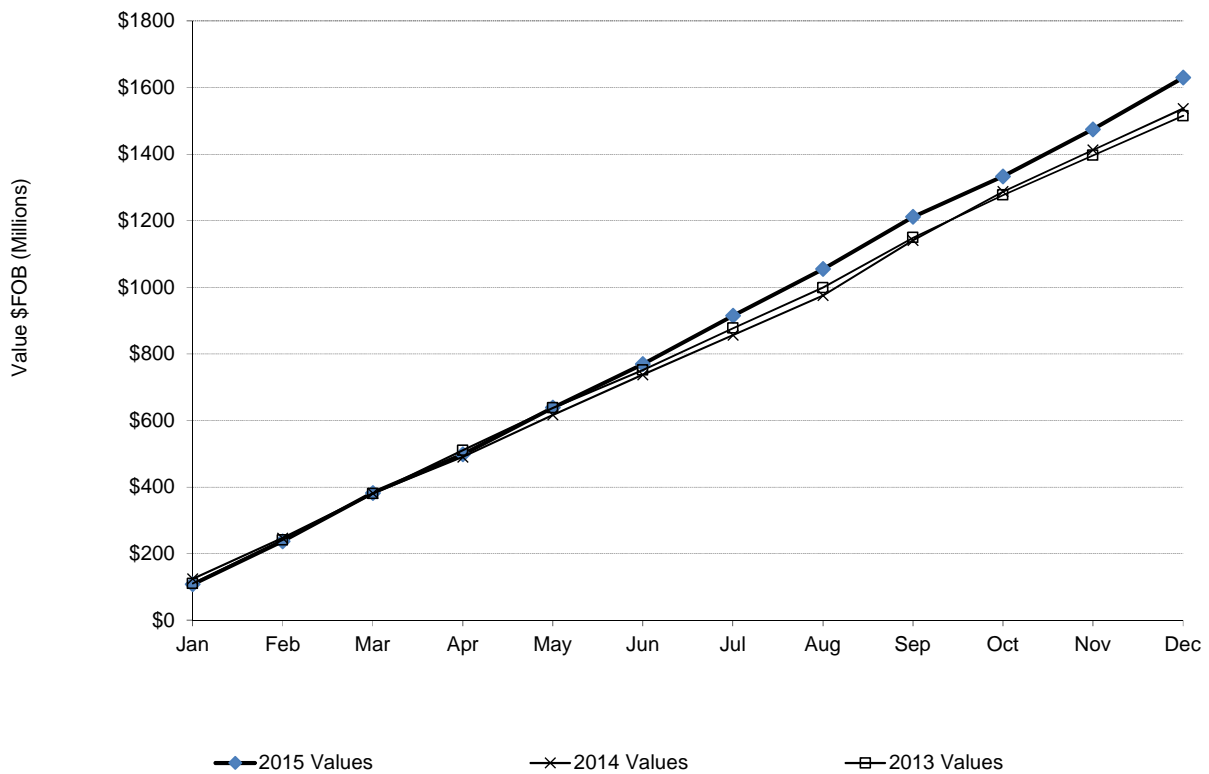
### Cumulative value of exports

NZ\$FOB Value Figures (\$millions)

	2015 Values	2014 Values	2013 Values
Jan	107.15	123.71	109.94
Feb	236.66	246.28	240.51
Mar	382.02	380.54	379.77
Apr	498.12	489.53	509.81
May	638.48	616.19	637.50
Jun	768.90	736.63	751.05
Jul	914.24	855.72	876.71
Aug	1054.70	975.11	998.53
Sep	1211.64	1140.87	1148.89
Oct	1333.26	1287.56	1276.99
Nov	1474.36	1412.23	1396.06
Dec	1629.65	1536.89	1515.11

### Cumulative value of exports

- 2013-2015 -



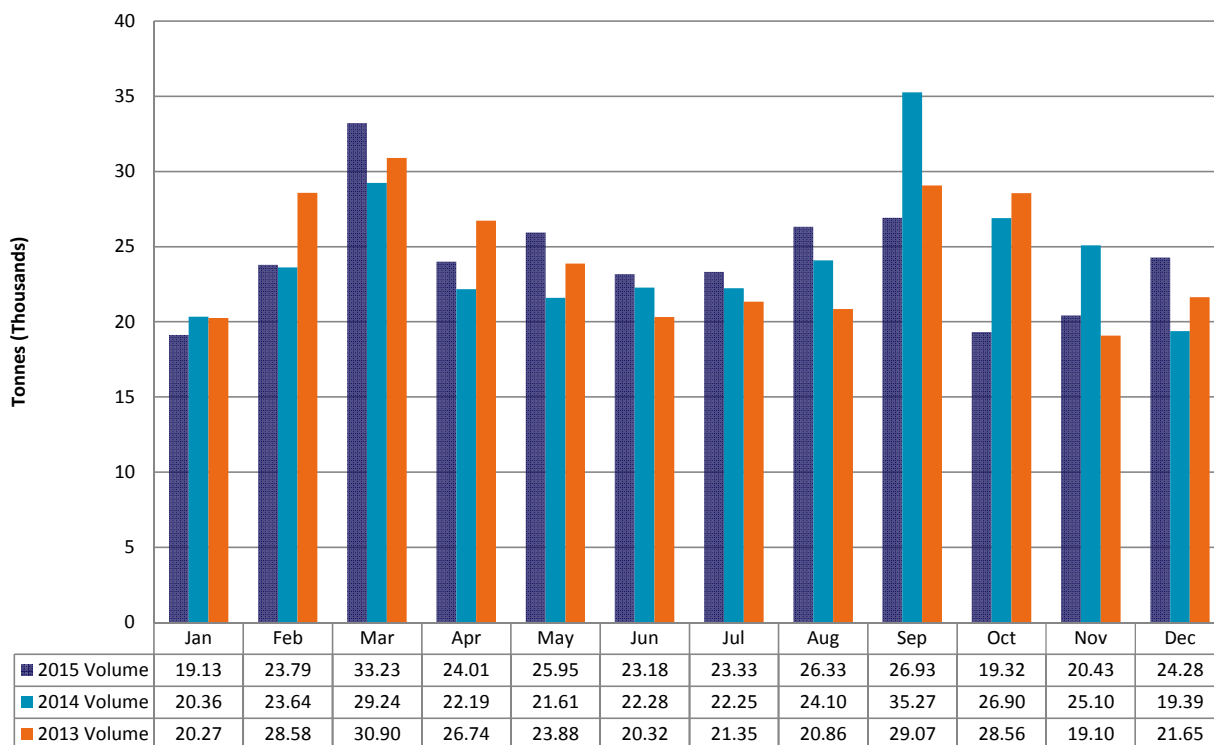
## Monthly Volumes and Values

### Volumes exported per month

Tonnes (x1000)			
	2015	2014	2013
	Volume	Volume	Volume
Jan	19.13	20.36	20.27
Feb	23.79	23.64	28.58
Mar	33.23	29.24	30.90
Apr	24.01	22.19	26.74
May	25.95	21.61	23.88
Jun	23.18	22.28	20.32
Jul	23.33	22.25	21.35
Aug	26.33	24.10	20.86
Sep	26.93	35.27	29.07
Oct	19.32	26.90	28.56
Nov	20.43	25.10	19.10
Dec	24.28	19.39	21.65

### Seafood Export Statistics for Individual Months - 2013-2015 -

#### Volume Exported



## Monthly Volumes and Values

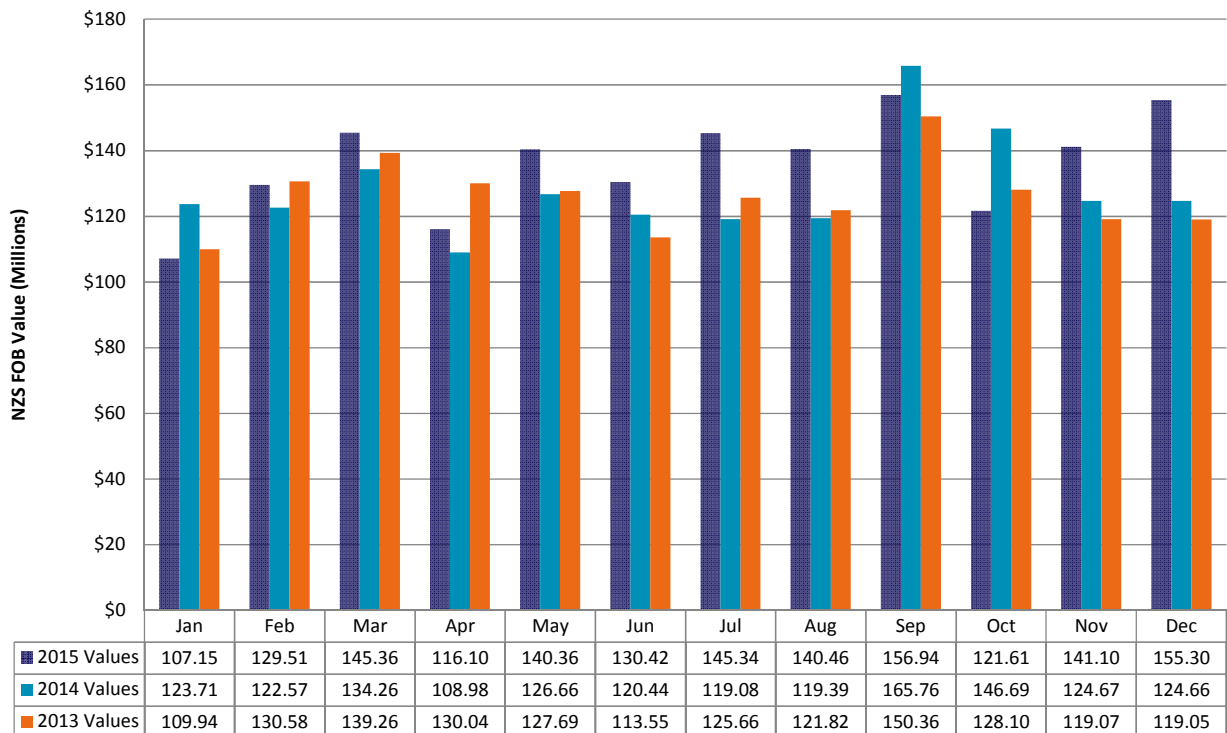
### Export value per month

#### NZ\$FOB Value Figures (\$millions)

	2015 Values	2014 Values	2013 Values
Jan	107.15	123.71	109.94
Feb	129.51	122.57	130.58
Mar	145.36	134.26	139.26
Apr	116.10	108.98	130.04
May	140.36	126.66	127.69
Jun	130.42	120.44	113.55
Jul	145.34	119.08	125.66
Aug	140.46	119.39	121.82
Sep	156.94	165.76	150.36
Oct	121.61	146.69	128.10
Nov	141.10	124.67	119.07
Dec	155.30	124.66	119.05

### Seafood Export Statistics for Individual Months - 2013-2015 -

#### Value of Exports



## Nett Weight Volume (kg's) of Live/Chilled/Frozen Finfish for December 2015 (excl. other product types)

Species Name	Live	Frozen whole	Chilled whole	Frozen fillets	Chilled fillets	Frozen H&G	Chilled H&G	Species Total	% of finfish
Alfonsino	0	94,503	0	0	0	0	0	94,503	0.77%
Antarctic Toothfish	0	0	0	0	0	0	0	0	0.00%
Barracouta	0	353,550	0	189,880	0	397,030	0	940,460	7.61%
Blue Whiting excl Southern	0	0	0	0	0	0	0	0	0.00%
Bluenose	0	0	37,163	60	231	0	37,177	74,631	0.60%
Cardinal Fish	0	0	0	0	0	0	0	0	0.00%
Carp	0	0	0	300	200	0	0	500	0.00%
Catfish	0	0	0	1,680	0	0	0	1,680	0.01%
Cod	0	0	0	0	0	0	0	0	0.00%
Cod, Blue	0	100	0	5,990	0	0	0	6,090	0.05%
Cod, Red	0	0	0	19,462	120	19,090	0	38,672	0.31%
Eels	13,219	15	255	0	0	0	0	13,489	0.11%
Elephant Fish	0	0	0	0	0	0	0	0	0.00%
Fillets dried	0	0	0	0	0	0	0	0	0.00%
Fish heads, tails and maws	0	0	0	0	0	0	0	0	0.00%
Flounder	0	34,604	27,670	0	0	0	0	62,274	0.50%
Gemfish	0	0	0	3,810	462	0	0	4,272	0.03%
Ghostshark	0	0	0	3,638	0	0	0	3,638	0.03%
Groper	0	0	13,459	0	1,193	0	12,733	27,385	0.22%
Gurnard	0	7,980	3,966	0	10,160	0	17	22,123	0.18%
Hake	0	0	0	13,913	0	337,888	744	352,545	2.85%
Hoki	0	19,820	0	1,275,878	30,850	1,628,396	0	2,954,944	23.92%
John Dory	0	0	32,937	275	6,190	0	67	39,469	0.32%
Kahawai	0	242,960	0	0	0	0	0	242,960	1.97%
Kingfish, Yellowtail	0	0	234	0	0	573	33	840	0.01%
Leatherjacket	0	13,440	0	0	0	0	257	13,697	0.11%
Ling	0	0	0	238,989	7,199	279,878	0	526,066	4.26%
Livers and Roe	0	97,578	207	0	0	0	0	97,785	0.79%
Mackerel	0	0	13	0	0	0	0	13	0.00%
Mackerel, Blue	0	887,400	0	0	0	72,060	0	959,460	7.77%
Mackerel, Horse	0	0	0	0	0	0	0	0	0.00%
Mackerel, Jack	0	799,911	0	0	0	58,520	0	858,431	6.95%
Mackerel, Other(exl Jack)	0	0	0	0	0	51,420	0	51,420	0.42%
Moki	0	0	0	0	0	0	0	0	0.00%
Monkfish (Stargazer)	0	0	0	780	10,718	350	0	11,848	0.10%
Mullet	0	0	4	0	0	0	0	4	0.00%
Orange Roughy	0	567,849	0	195,124	694	34,710	0	798,377	6.46%
Oreo Dory, Black	0	48,378	0	0	20	0	0	48,398	0.39%
Oreo Dory, Other	0	0	0	0	0	150,018	0	150,018	1.21%
Oreo Dory, Smooth	0	0	0	12,990	219	0	0	13,209	0.11%
Other Flatfish	0	4,010	440	40	273	0	0	4,763	0.04%
Other minced	0	0	0	0	0	0	0	0	0.00%
Other smoked freshwater fish	0	0	0	0	0	0	0	0	0.00%
Patagonian Toothfish	0	0	0	0	0	60,361	0	60,361	0.49%
Pilchards	0	0	0	0	0	0	0	0	0.00%
Rays & Skates	0	4,320	0	9,248	0	0	0	13,568	0.11%
Salmon	0	0	0	38,130	2,940	0	0	41,070	0.33%
Salmon, Other	0	0	0	0	0	0	0	0	0.00%
Salmon, Pacific	0	3,000	66,603	0	0	27,106	1,755	98,464	0.80%
Salmon, Sockeye	0	0	0	0	0	0	0	0	0.00%
Salmonidae	0	0	0	0	0	0	0	0	0.00%
School shark	0	0	0	59,190	0	0	0	59,190	0.48%
Sea Bream, Other	0	0	0	0	0	0	0	0	0.00%
Sea Perch	0	61,392	0	0	0	0	0	61,392	0.50%
Shark Fins	0	0	0	0	0	0	0	0	0.00%
Snapper	0	31,589	318,415	0	2,329	0	0	352,333	2.85%
Sole	0	200	10	0	0	0	0	210	0.00%
Sole, Lemon	0	10,620	243	0	320	14,350	0	25,533	0.21%
Sole, New Zealand	0	2,480	30	0	140	0	0	2,650	0.02%
Southern Blue Whiting	0	337,544	0	21,000	0	459,720	0	818,264	6.63%
Spiny Dogfish	0	34,200	0	0	0	0	0	34,200	0.28%
Spotted Dogfish ( Rig )	0	0	0	46,080	220	0	0	46,300	0.37%
Sprats	0	0	0	0	0	0	0	0	0.00%
Swordfish	0	0	0	1,933	38	0	4,719	6,690	0.05%
Tarakihi	0	30	1,762	650	7,494	0	0	9,936	0.08%
Toothfish, Other	0	0	0	0	0	0	0	0	0.00%
Trevally	0	237,120	7,164	0	0	0	327	244,611	1.98%
Tuna, Albacore/Longfinned	0	15,502	0	0	0	0	0	15,502	0.13%



Species Name	Live	Frozen whole	Chilled whole	Frozen fillets	Chilled fillets	Frozen H&G	Chilled H&G	Species Total	% of finfish
Tuna, Atlantic and Pacific Bluefi	0	0	0	0	0	0	0	0	0.00%
Tuna, Atlantic Bluefin	0	0	0	0	0	0	0	0	0.00%
Tuna, Bigeye	0	0	2,535	0	0	0	323	2,858	0.02%
Tuna, Bluefin	0	0	0	0	0	0	0	0	0.00%
Tuna, Other	0	0	0	0	0	0	0	0	0.00%
Tuna, Pacific Bluefin	0	0	78	0	0	0	0	78	0.00%
Tuna, Skipjack	0	1,307,559	0	0	0	527,031	0	1,834,590	14.85%
Tuna, Southern Bluefin	0	0	214	0	0	0	0	214	0.00%
Tuna, Yellowfin	0	14,133	420	0	0	0	106	14,659	0.12%
Tunas & Atlantic Bonito	0	0	0	0	0	0	0	0	0.00%
Warehou, Blue	0	0	0	0	35	80,528	0	80,563	0.65%
Warehou, Other	0	0	0	0	0	38,670	0	38,670	0.31%
Warehou, Silver	0	0	0	0	0	74,769	0	74,769	0.61%
Warehou, White	0	0	0	0	0	0	0	0	0.00%
Whitebait	0	260	0	0	0	0	0	260	0.00%
	13,219	5,232,047	513,822	2,139,040	82,045	4,312,468	58,258	12,350,899	
	0.1070%	42.3617%	4.1602%	17.3189%	0.6643%	34.9162%	0.4717%		

This report only includes live, whole, fillets and headed and gutted product types, it excludes all other types.

## Nett Weight Volume (kg's) of Live/Chilled/Frozen Finfish for year to December 2015 (excl. other product types)

Species Name	Live	Frozen whole	Chilled whole	Frozen fillets	Chilled fillets	Frozen H&G	Chilled H&G	Species Total	% of finfish
Alfonsino	0	324,399	0	0	0	154,424	0	478,823	0.32%
Antarctic Toothfish	0	0	0	12,737	0	204,776	0	217,513	0.14%
Barracouta	0	2,953,886	0	2,193,506	0	10,396,757	0	15,544,149	10.23%
Blue Whittings excl Southern	0	0	0	0	0	0	0	0	0.00%
Bluenose	0	500	279,449	16,625	1,124	0	316,142	613,840	0.40%
Cardinal Fish	0	0	0	64,752	0	9,310	0	74,062	0.05%
Carp	0	0	0	20,057	207	0	0	20,264	0.01%
Catfish	0	0	0	40,975	150	0	0	41,125	0.03%
Cod	0	0	0	15,218	0	720	2	15,940	0.01%
Cod, Blue	0	5,040	0	11,714	871	59	0	17,684	0.01%
Cod, Red	0	1,480	0	104,747	1,181	295,389	0	402,797	0.27%
Eels	215,776	79,267	1,476	0	0	2,440	10	298,969	0.20%
Elephant Fish	0	0	0	5,400	0	0	0	5,400	0.00%
Fillets dried	0	0	0	0	0	0	0	0	0.00%
Fish heads, tails and maws	0	0	0	0	0	0	0	0	0.00%
Flounder	0	164,190	283,129	0	0	2,560	0	449,879	0.30%
Gemfish	0	0	0	93,152	2,367	24,659	0	120,178	0.08%
Ghostshark	0	0	0	30,251	0	4,416	0	34,667	0.02%
Groper	0	0	124,278	120	5,285	69	82,755	212,507	0.14%
Gurnard	0	27,836	50,166	3,561	123,634	0	372	205,569	0.14%
Hake	0	15,255	0	300,419	930	2,273,834	41,273	2,631,711	1.73%
Hoki	0	685,841	0	17,135,759	493,520	23,555,897	0	41,871,017	27.57%
John Dory	0	0	299,877	2,308	46,316	5,570	3,833	357,904	0.24%
Kahawai	0	1,486,940	0	16,900	0	0	0	1,503,840	0.99%
Kingfish, Yellowtail	0	8	14,291	0	177	5,999	71	20,546	0.01%
Leatherjacket	0	168,431	0	0	0	7,380	900	176,711	0.12%
Ling	0	2,039	0	2,562,110	60,047	1,378,506	0	4,002,702	2.64%
Livers and Roe	0	2,153,026	878	0	0	0	0	2,153,904	1.42%
Mackerel	0	0	13	0	0	0	37	50	0.00%
Mackerel, Blue	0	7,650,229	0	0	0	1,006,400	0	8,656,629	5.70%
Mackerel, Horse	0	26,961	0	0	0	0	0	26,961	0.02%
Mackerel, Jack	0	26,251,558	0	0	0	2,247,762	0	28,499,320	18.76%
Mackerel, Other(exl Jack)	0	0	0	0	0	187,164	0	187,164	0.12%
Moki	0	20	0	0	20	0	0	40	0.00%
Monkfish (Stargazer)	0	1,960	72	100,613	101,826	65,034	559	270,064	0.18%
Mullet	0	0	21	0	0	0	0	21	0.00%
Orange Roughy	0	2,527,496	0	1,316,532	39,982	52,668	0	3,936,678	2.59%
Oreo Dory, Black	0	161,062	0	20	661	171,630	0	333,373	0.22%
Oreo Dory, Other	0	18,434	0	0	0	1,109,482	0	1,127,916	0.74%
Oreo Dory, Smooth	0	0	0	271,195	6,935	0	0	278,130	0.18%
Other Flatfish	0	48,922	14,535	1,585	1,403	1,220	0	67,665	0.04%
Other minced	0	0	0	0	0	0	0	0	0.00%
Other smoked freshwater fish	0	0	0	0	0	0	0	0	0.00%
Patagonian Toothfish	0	0	0	12,165	0	118,264	0	130,429	0.09%
Pilchards	0	0	0	0	0	0	0	0	0.00%
Rays & Skates	0	127,417	7,937	97,530	0	0	101	232,985	0.15%
Salmon	0	0	0	302,688	52,706	0	0	355,394	0.23%
Salmon, Other	0	0	0	0	0	0	0	0	0.00%
Salmon, Pacific	0	9,509	635,042	0	0	740,017	8,215	1,392,783	0.92%
Salmon, Sockeye	0	0	0	0	0	0	0	0	0.00%
Salmonidae	0	0	0	0	0	0	0	0	0.00%
School shark	0	101	0	617,512	0	0	0	617,613	0.41%
Sea Bream, Other	0	0	25	0	0	0	0	25	0.00%
Sea Perch	0	839,599	0	0	0	10,679	0	850,278	0.56%
Shark Fins	0	0	0	0	0	0	0	0	0.00%
Snapper	0	209,524	2,959,726	3	27,011	0	318	3,196,582	2.10%
Sole	0	17,420	10	0	0	4,540	0	21,970	0.01%
Sole, Lemon	0	120,140	16,226	48,085	3,250	50,270	0	237,971	0.16%
Sole, New Zealand	0	116,165	40	0	950	1,630	0	118,785	0.08%
Southern Blue Whiting	0	433,552	0	52,748	0	5,172,462	0	5,658,762	3.73%
Spiny Dogfish	0	253,944	0	0	0	62,030	0	315,974	0.21%
Spotted Dogfish ( Rig )	0	1,980	0	263,315	3,171	0	0	268,466	0.18%
Sprats	0	0	0	0	0	0	0	0	0.00%
Swordfish	0	0	429	12,070	2,917	4,681	481,195	501,292	0.33%
Tarakihi	0	166,779	33,991	6,646	107,342	0	861	315,619	0.21%
Toothfish, Other	0	0	0	0	0	0	0	0	0.00%
Trevally	0	2,028,970	77,085	500	623	0	888	2,108,066	1.39%
Tuna, Albacore/Longfinned	0	2,295,353	8,993	0	0	0	0	2,304,346	1.52%

Species Name	Live	Frozen whole	Chilled whole	Frozen fillets	Chilled fillets	Frozen H&G	Chilled H&G	Species Total	% of finfish
Tuna, Atlantic and Pacific Bluefi	0	0	0	0	0	0	0	0	0.00%
Tuna, Atlantic Bluefin	0	0	0	0	0	0	0	0	0.00%
Tuna, Bigeye	0	23,363	25,856	0	0	0	2,619	51,838	0.03%
Tuna, Bluefin	0	0	0	0	0	0	0	0	0.00%
Tuna, Other	0	0	0	0	0	1,198	125	1,323	0.00%
Tuna, Pacific Bluefin	0	0	25,936	0	0	0	1,854	27,790	0.02%
Tuna, Skipjack	0	14,779,635	0	0	0	976,342	0	15,755,977	10.37%
Tuna, Southern Bluefin	0	0	446,235	0	0	0	97	446,332	0.29%
Tuna, Yellowfin	0	106,112	4,412	0	0	0	137	110,661	0.07%
Tunas & Atlantic Bonito	0	0	0	0	0	0	0	0	0.00%
Warehou, Blue	0	0	0	670	200	288,616	0	289,486	0.19%
Warehou, Other	0	0	0	0	0	264,309	0	264,309	0.17%
Warehou, Silver	0	6	0	330	0	1,462,283	0	1,462,619	0.96%
Warehou, White	0	0	0	0	0	0	0	0	0.00%
Whitebait	0	1,207	0	0	0	0	0	1,207	0.00%
	215,776	66,285,556	5,310,128	25,734,518	1,084,806	52,321,446	942,364	151,894,594	
	0.1421%	43.6392%	3.4959%	16.9424%	0.7142%	34.4459%	0.6204%		

This report only includes live, whole, fillets and headed and gutted product types, it excludes all other types.

## Value (NZ\$) of Live/Chilled/Frozen Finfish for December 2015 (excl. other product types)

Species Name	Live	Frozen whole	Chilled whole	Frozen fillets	Chilled fillets	Frozen H&G	Chilled H&G	Species Total	% of finfish
Alfonsino	0	542,823	0	0	0	0	0	\$542,823	1.01%
Antarctic Toothfish	0	0	0	0	0	0	0	\$0	0.00%
Barracouta	0	574,347	0	450,904	0	808,551	0	\$1,833,802	3.40%
Blue Whittings excl Southern	0	0	0	0	0	0	0	\$0	0.00%
Bluenose	0	0	549,642	1,043	4,671	0	462,760	\$1,018,116	1.89%
Cardinal Fish	0	0	0	0	0	0	0	\$0	0.00%
Carp	0	0	0	1,539	832	0	0	\$2,371	0.00%
Catfish	0	0	0	7,932	0	0	0	\$7,932	0.01%
Cod	0	0	0	0	0	0	0	\$0	0.00%
Cod, Blue	0	1,663	0	76,320	0	0	0	\$77,983	0.14%
Cod, Red	0	0	0	78,343	823	55,882	0	\$135,048	0.25%
Eels	195,770	42	4,375	0	0	0	0	\$200,187	0.37%
Elephant Fish	0	0	0	0	0	0	0	\$0	0.00%
Fillets dried	0	0	0	0	0	0	0	\$0	0.00%
Fish heads, tails and maws	0	0	0	0	0	0	0	\$0	0.00%
Flounder	0	268,390	255,369	0	0	0	0	\$523,759	0.97%
Gemfish	0	0	0	20,849	4,462	0	0	\$25,311	0.05%
Ghostshark	0	0	0	23,467	0	0	0	\$23,467	0.04%
Groper	0	0	186,484	0	35,527	0	156,629	\$378,640	0.70%
Gurnard	0	18,597	33,037	0	140,128	0	800	\$192,562	0.36%
Hake	0	0	0	127,869	0	2,213,527	4,326	\$2,345,722	4.35%
Hoki	0	60,346	0	7,218,587	259,025	2,763,589	0	\$10,301,547	19.11%
John Dory	0	0	402,262	3,716	153,993	0	1,004	\$560,975	1.04%
Kahawai	0	438,513	0	0	0	0	0	\$438,513	0.81%
Kingfish, Yellowtail	0	0	3,012	0	0	2,307	279	\$5,598	0.01%
Leatherjacket	0	44,944	0	0	0	0	1,176	\$46,120	0.09%
Ling	0	0	0	2,877,336	115,282	1,753,970	0	\$4,746,588	8.80%
Livers and Roe	0	349,896	2,581	0	0	0	0	\$352,477	0.65%
Mackerel	0	0	177	0	0	0	0	\$177	0.00%
Mackerel, Blue	0	963,291	0	0	0	106,079	0	\$1,069,370	1.98%
Mackerel, Horse	0	0	0	0	0	0	0	\$0	0.00%
Mackerel, Jack	0	1,058,664	0	0	0	149,220	0	\$1,207,884	2.24%
Mackerel, Other(exl Jack)	0	0	0	0	0	144,592	0	\$144,592	0.27%
Moki	0	0	0	0	0	0	0	\$0	0.00%
Monkfish (Stargazer)	0	0	0	5,949	137,026	5,554	0	\$148,529	0.28%
Mullet	0	0	31	0	0	0	0	\$31	0.00%
Orange Roughy	0	6,600,518	0	3,825,233	14,324	108,049	0	\$10,548,124	19.56%
Oreo Dory, Black	0	197,769	0	0	235	0	0	\$198,004	0.37%
Oreo Dory, Other	0	0	0	0	0	466,998	0	\$466,998	0.87%
Oreo Dory, Smooth	0	0	0	146,255	2,852	0	0	\$149,107	0.28%
Other Flatfish	0	29,192	3,762	666	2,000	0	0	\$35,620	0.07%
Other minced	0	0	0	0	0	0	0	\$0	0.00%
Other smoked freshwater fish	0	0	0	0	0	0	0	\$0	0.00%
Patagonian Toothfish	0	0	0	0	0	2,658,666	0	\$2,658,666	4.93%
Pilchards	0	0	0	0	0	0	0	\$0	0.00%
Rays & Skates	0	6,476	0	44,603	0	0	0	\$51,079	0.09%
Salmon	0	0	0	1,000,236	87,391	0	0	\$1,087,627	2.02%
Salmon, Other	0	0	0	0	0	0	0	\$0	0.00%
Salmon, Pacific	0	39,027	1,025,667	0	0	295,560	42,579	\$1,402,833	2.60%
Salmon, Sockeye	0	0	0	0	0	0	0	\$0	0.00%
Salmonidae	0	0	0	0	0	0	0	\$0	0.00%
School shark	0	0	0	642,944	0	0	0	\$642,944	1.19%
Sea Bream, Other	0	0	0	0	0	0	0	\$0	0.00%
Sea Perch	0	134,761	0	0	0	0	0	\$134,761	0.25%
Shark Fins	0	0	0	0	0	0	0	\$0	0.00%
Snapper	0	316,703	3,278,883	0	56,834	0	0	\$3,652,420	6.77%
Sole	0	1,124	86	0	0	0	0	\$1,210	0.00%
Sole, Lemon	0	69,161	2,125	0	2,551	89,785	0	\$163,622	0.30%
Sole, New Zealand	0	13,283	217	0	3,299	0	0	\$16,799	0.03%
Southern Blue Whiting	0	340,727	0	126,243	0	732,766	0	\$1,199,736	2.23%
Spiny Dogfish	0	46,606	0	0	0	0	0	\$46,606	0.09%
Spotted Dogfish ( Rig )	0	0	0	676,538	3,729	0	0	\$680,267	1.26%
Sprats	0	0	0	0	0	0	0	\$0	0.00%
Swordfish	0	0	0	13,483	1,044	0	49,079	\$63,606	0.12%
Tarakihi	0	76	16,894	4,809	105,575	0	0	\$127,354	0.24%
Toothfish, Other	0	0	0	0	0	0	0	\$0	0.00%
Trevally	0	749,296	53,574	0	0	0	4,904	\$807,774	1.50%
Tuna, Albacore/Longfinned	0	82,279	0	0	0	0	0	\$82,279	0.15%
Tuna, Atlantic and Pacific Bluefi	0	0	0	0	0	0	0	\$0	0.00%

Species Name	Live	Frozen whole	Chilled whole	Frozen fillets	Chilled fillets	Frozen H&G	Chilled H&G	Species Total	% of finfish
Tuna, Atlantic Bluefin	0	0	0	0	0	0	0	\$0	0.00%
Tuna, Bigeye	0	0	82,063	0	0	0	3,803	\$85,866	0.16%
Tuna, Bluefin	0	0	0	0	0	0	0	\$0	0.00%
Tuna, Other	0	0	0	0	0	0	0	\$0	0.00%
Tuna, Pacific Bluefin	0	0	1,878	0	0	0	0	\$1,878	0.00%
Tuna, Skipjack	0	1,693,031	0	0	0	819,451	0	\$2,512,482	4.66%
Tuna, Southern Bluefin	0	0	3,751	0	0	0	0	\$3,751	0.01%
Tuna, Yellowfin	0	18,735	4,990	0	0	0	1,020	\$24,745	0.05%
Tunas & Atlantic Bonito	0	0	0	0	0	0	0	\$0	0.00%
Warehou, Blue	0	0	0	0	382	187,645	0	\$188,027	0.35%
Warehou, Other	0	0	0	0	0	299,153	0	\$299,153	0.55%
Warehou, Silver	0	0	0	0	0	240,897	0	\$240,897	0.45%
Warehou, White	0	0	0	0	0	0	0	\$0	0.00%
Whitebait	0	11,737	0	0	0	0	0	\$11,737	0.02%
	\$195,770	\$14,672,017	\$5,910,860	\$17,374,864	\$1,131,985	\$13,902,241	\$728,359	\$53,916,096	
	0.3631%	27.2127%	10.9631%	32.2257%	2.0995%	25.7850%	1.3509%		

This report only includes live, whole, fillets and headed and gutted product types, it excludes all other types.

Value (NZ\$) of Live/Chilled/Frozen Finfish for year to December 2015 (excl. other product types)

Species Name	Live	Frozen whole	Chilled whole	Frozen fillets	Chilled fillets	Frozen H&G	Chilled H&G	Species Total	% of finfish
Alfonsino	0	1,839,600	0	0	0	1,107,033	0	\$2,946,633	0.54%
Antarctic Toothfish	0	0	0	398,079	0	6,970,227	0	\$7,368,306	1.34%
Barracouta	0	4,353,909	0	5,164,351	0	16,156,904	0	\$25,675,164	4.67%
Blue Whittings excl Southern	0	0	0	0	0	0	0	\$0	0.00%
Bluenose	0	3,358	3,874,771	236,347	23,627	0	3,842,209	\$7,980,312	1.45%
Cardinal Fish	0	0	0	387,084	0	32,087	0	\$419,171	0.08%
Carp	0	0	0	427,589	1,016	0	0	\$428,605	0.08%
Catfish	0	0	0	179,651	885	0	0	\$180,536	0.03%
Cod	0	0	0	158,284	0	1,257	16	\$159,557	0.03%
Cod, Blue	0	76,723	0	188,516	8,969	71	0	\$274,279	0.05%
Cod, Red	0	3,318	0	560,361	8,255	823,896	0	\$1,395,830	0.25%
Eels	3,052,279	697,860	25,083	0	0	12,122	88	\$3,787,432	0.69%
Elephant Fish	0	0	0	49,907	0	0	0	\$49,907	0.01%
Fillets dried	0	0	0	0	0	0	0	\$0	0.00%
Fish heads, tails and maws	0	0	0	0	0	0	0	\$0	0.00%
Flounder	0	1,292,182	2,663,111	0	0	20,909	0	\$3,976,202	0.72%
Gemfish	0	0	0	593,414	22,904	95,712	0	\$712,030	0.13%
Ghostshark	0	0	0	161,630	0	11,670	0	\$173,300	0.03%
Groper	0	0	1,638,976	2,490	147,510	71	934,926	\$2,723,973	0.50%
Gurnard	0	38,974	415,941	42,261	1,660,856	0	6,118	\$2,164,150	0.39%
Hake	0	40,429	0	2,440,182	10,472	15,475,179	253,556	\$18,219,818	3.31%
Hoki	0	2,074,641	0	92,623,406	3,981,408	54,523,820	0	\$153,203,275	27.86%
John Dory	0	0	3,312,002	35,051	1,131,423	27,900	51,706	\$4,558,082	0.83%
Kahawai	0	2,478,739	0	13,313	0	0	0	\$2,492,052	0.45%
Kingfish, Yellowtail	0	7	158,226	0	4,034	23,455	625	\$186,347	0.03%
Leatherjacket	0	533,246	0	0	0	25,407	3,720	\$562,373	0.10%
Ling	0	7,691	0	29,581,112	842,750	8,900,251	0	\$39,331,804	7.15%
Livers and Roe	0	7,871,411	10,108	0	0	0	0	\$7,881,519	1.43%
Mackerel	0	0	177	0	0	0	194	\$371	0.00%
Mackerel, Blue	0	7,926,347	0	0	0	1,746,153	0	\$9,672,500	1.76%
Mackerel, Horse	0	32,893	0	0	0	0	0	\$32,893	0.01%
Mackerel, Jack	0	39,956,447	0	0	0	5,698,551	0	\$45,654,998	8.30%
Mackerel, Other(exl Jack)	0	0	0	0	0	528,360	0	\$528,360	0.10%
Moki	0	1,320	0	0	414	0	0	\$1,734	0.00%
Monkfish (Stargazer)	0	22,598	903	936,615	1,206,814	307,650	4,683	\$2,479,263	0.45%
Mullet	0	0	145	0	0	0	0	\$145	0.00%
Orange Roughy	0	25,358,571	0	24,701,444	853,082	286,056	0	\$51,199,153	9.31%
Oreo Dory, Black	0	647,356	0	21	7,305	436,043	0	\$1,090,725	0.20%
Oreo Dory, Other	0	173,035	0	0	0	3,739,677	0	\$3,912,712	0.71%
Oreo Dory, Smooth	0	0	0	2,678,900	83,491	0	0	\$2,762,391	0.50%
Other Flatfish	0	371,705	121,598	15,962	10,379	6,318	0	\$525,962	0.10%
Other minced	0	0	0	0	0	0	0	\$0	0.00%
Other smoked freshwater fish	0	0	0	0	0	0	0	\$0	0.00%
Patagonian Toothfish	0	0	0	324,145	0	4,866,978	0	\$5,191,123	0.94%
Pilchards	0	0	0	0	0	0	0	\$0	0.00%
Rays & Skates	0	217,892	63,359	366,318	0	0	1,616	\$649,185	0.12%
Salmon	0	0	0	7,604,239	1,215,244	0	0	\$8,819,483	1.60%
Salmon, Other	0	0	0	0	0	0	0	\$0	0.00%
Salmon, Pacific	0	159,288	9,332,969	0	0	7,606,243	194,119	\$17,292,619	3.14%
Salmon, Sockeye	0	0	0	0	0	0	0	\$0	0.00%
Salmonidae	0	0	0	0	0	0	0	\$0	0.00%
School shark	0	24	0	6,450,882	0	0	0	\$6,450,906	1.17%
Sea Bream, Other	0	0	176	0	0	0	0	\$176	0.00%
Sea Perch	0	1,971,842	0	0	0	57,367	0	\$2,029,209	0.37%
Shark Fins	0	0	0	0	0	0	0	\$0	0.00%
Snapper	0	1,866,462	28,907,367	66	630,788	0	4,414	\$31,409,097	5.71%
Sole	0	62,602	86	0	0	22,635	0	\$85,323	0.02%
Sole, Lemon	0	698,703	26,676	309,930	25,339	318,249	0	\$1,378,897	0.25%
Sole, New Zealand	0	601,104	307	0	20,971	14,965	0	\$637,347	0.12%
Southern Blue Whiting	0	435,669	0	225,621	0	6,513,479	0	\$7,174,769	1.30%
Spiny Dogfish	0	393,385	0	0	0	267,281	0	\$660,666	0.12%
Spotted Dogfish ( Rig )	0	27,998	0	3,594,944	55,364	0	0	\$3,678,306	0.67%
Sprats	0	0	0	0	0	0	0	\$0	0.00%
Swordfish	0	0	3,062	61,505	36,414	22,461	5,275,485	\$5,398,927	0.98%
Tarakihi	0	1,092,505	273,158	60,538	1,203,863	0	7,409	\$2,637,473	0.48%
Toothfish, Other	0	0	0	0	0	0	0	\$0	0.00%
Trevally	0	5,916,875	520,002	2,360	5,655	0	13,546	\$6,458,438	1.17%
Tuna, Albacore/Longfinned	0	8,547,791	38,916	0	0	0	0	\$8,586,707	1.56%
Tuna, Atlantic and Pacific Bluefi	0	0	0	0	0	0	0	\$0	0.00%

Species Name	Live	Frozen whole	Chilled whole	Frozen fillets	Chilled fillets	Frozen H&G	Chilled H&G	Species Total	% of finfish
Tuna, Atlantic Bluefin	0	0	0	0	0	0	0	\$0	0.00%
Tuna, Bigeye	0	29,679	636,625	0	0	0	27,442	\$693,746	0.13%
Tuna, Bluefin	0	0	0	0	0	0	0	\$0	0.00%
Tuna, Other	0	0	0	0	0	2,027	971	\$2,998	0.00%
Tuna, Pacific Bluefin	0	0	323,005	0	0	0	43,992	\$366,997	0.07%
Tuna, Skipjack	0	19,008,992	0	0	0	1,858,861	0	\$20,867,853	3.79%
Tuna, Southern Bluefin	0	0	6,463,774	0	0	0	695	\$6,464,469	1.18%
Tuna, Yellowfin	0	165,359	57,850	0	0	0	1,785	\$224,994	0.04%
Tunas & Atlantic Bonito	0	0	0	0	0	0	0	\$0	0.00%
Warehou, Blue	0	0	0	9,113	2,071	801,730	0	\$812,914	0.15%
Warehou, Other	0	0	0	0	0	1,999,646	0	\$1,999,646	0.36%
Warehou, Silver	0	18	0	1,343	0	5,213,050	0	\$5,214,411	0.95%
Warehou, White	0	0	0	0	0	0	0	\$0	0.00%
Whitebait	0	78,662	0	0	0	0	0	\$78,662	0.01%
	\$3,052,279	\$137,077,210	\$58,868,373	\$180,586,974	\$13,201,303	\$146,521,751	\$10,669,315	\$549,977,205	
	0.5550%	24.9242%	10.7038%	32.8354%	2.4003%	26.6414%	1.9400%		

This report only includes live, whole, fillets and headed and gutted product types, it excludes all other types.

# Export of Seafood Products by Selected Countries

Prepared by the Information Centre, Seafood New Zealand, from official export figures collected by NZ Customs and supplied by Statistics New Zealand.

NETT	Jan 2015 - Dec 2015			Month-to-Date: December - 2015		
	Weight (kg)	FOB* Value (\$NZ)	Unit Value	Weight (kg)	FOB* Value (\$NZ)	Unit Value
<b>American Samoa</b>						
<b>Fish prod unfit for human</b>						
Finfish, Processed Flours,meals,pellets	4,800	22,908	4.77			
<b>Total for Fish prod unfit for human</b>	<b>4,800</b>	<b>22,908</b>				
<b>Flounder</b>						
Finfish, Frozen Whole	1,000	10,728	10.73			
<b>Total for Flounder</b>	<b>1,000</b>	<b>10,728</b>				
<b>Mussels</b>						
Mussels, HS Frozen	3,636	22,705	6.24			
Mussels, Meat Frozen	2,196	23,302	10.61			
Mussels, Whole Frozen	620	6,406	10.33			
<b>Total for Mussels</b>	<b>6,452</b>	<b>52,413</b>				
<b>Oysters, Pacific</b>						
Oysters, Frozen	750	11,157	14.88			
<b>Total for Oysters, Pacific</b>	<b>750</b>	<b>11,157</b>				
<b>Snapper</b>						
Finfish, Frozen Whole	400	3,183	7.96			
<b>Total for Snapper</b>	<b>400</b>	<b>3,183</b>				
<b>Squid</b>						
Squid, Frozen Tubes/Steaks	410	2,087	5.09			
<b>Total for Squid</b>	<b>410</b>	<b>2,087</b>				
<b>Tuna, Albacore/Longfinned</b>						
Finfish, Chilled Whole	8,883	37,221	4.19			
<b>Total for Tuna, Albacore/Longfinned</b>	<b>8,883</b>	<b>37,221</b>				
<b>Total for American Samoa</b>	<b>22,695</b>	<b>139,697</b>				



NETT	Jan 2015 - Dec 2015			Month-to-Date: December - 2015		
	Weight (kg)	FOB* Value (\$NZ)	Unit Value	Weight (kg)	FOB* Value (\$NZ)	Unit Value
<b>Angola</b>						
<b>Mackerel, Jack</b>						
Finfish, Frozen Whole	6,827,729	11,220,647	1.64			
<b>Total for Mackerel, Jack</b>	<b>6,827,729</b>	<b>11,220,647</b>				
<b>Total for Angola</b>	<b>6,827,729</b>	<b>11,220,647</b>				

NETT	Jan 2015 - Dec 2015			Month-to-Date: December - 2015		
	Weight (kg)	FOB* Value (\$NZ)	Unit Value	Weight (kg)	FOB* Value (\$NZ)	Unit Value
<b>Argentina</b>						
<b>Fish Flours,meals,pellets</b>						
Finfish, Processed Flours,meals,pellets	1,000	56,640	56.64			
<b>Total for Fish Flours,meals,pellets</b>	<b>1,000</b>	<b>56,640</b>				
<b>Total for Argentina</b>	<b>1,000</b>	<b>56,640</b>				

NETT	Jan 2015 - Dec 2015			Month-to-Date: December - 2015		
	Weight (kg)	FOB* Value (\$NZ)	Unit Value	Weight (kg)	FOB* Value (\$NZ)	Unit Value
<b>Australia</b>						
<b>Alfonsino</b>						
Finfish, Frozen Headed and Gutted	1,913	8,174	4.27			
Finfish, Frozen Other form	48,600	41,802	0.86			
Finfish, Frozen Whole	1,140	2,436	2.14			
<b>Total for Alfonsino</b>	<b>51,653</b>	<b>52,412</b>				
<b>Barracouta</b>						
Finfish, Frozen Fillets	29,206	69,911	2.39	2,140	5,235	2.45
Finfish, Frozen Headed and Gutted	67,565	131,148	1.94	14,779	28,517	1.93
Finfish, Frozen Other form	391,630	262,994	0.67	60,150	38,392	0.64
<b>Total for Barracouta</b>	<b>488,401</b>	<b>464,053</b>		<b>77,069</b>	<b>72,144</b>	
<b>Bluenose</b>						
Finfish, Chilled Fillets	1,117	23,266	20.83	231	4,671	20.22
Finfish, Chilled Headed and Gutted	288,620	3,396,424	11.77	33,059	397,361	12.02
Finfish, Chilled Other form	40,204	458,499	11.40	1,424	20,131	14.14
Finfish, Chilled Whole	173,396	2,088,560	12.05	22,915	306,627	13.38
Finfish, Frozen Fillets	16,601	235,559	14.19	60	1,043	17.38
Finfish, Frozen Other form	2,475	15,756	6.37			
Finfish, Frozen Whole	500	3,358	6.72			
<b>Total for Bluenose</b>	<b>522,913</b>	<b>6,221,422</b>		<b>57,689</b>	<b>729,833</b>	
<b>Caviar</b>						
Finfish, Processed Other	28	5,069	181.04			
<b>Total for Caviar</b>	<b>28</b>	<b>5,069</b>				
<b>Cockles</b>						
Other Molluscs, Frozen	2,520	17,833	7.08			
<b>Total for Cockles</b>	<b>2,520</b>	<b>17,833</b>				
<b>Cod</b>						
Finfish, Chilled Headed and Gutted	2	16	8.00			
Finfish, Chilled Other form	34,135	447,326	13.10	248	3,142	12.67
Finfish, Frozen Fillets	350	2,430	6.94			
Finfish, Frozen Headed and Gutted	720	1,257	1.75			
<b>Total for Cod</b>	<b>35,207</b>	<b>451,029</b>		<b>248</b>	<b>3,142</b>	
<b>Cod, Blue</b>						
Finfish, Chilled Fillets	746	7,096	9.51			
Finfish, Frozen Fillets	2,942	42,994	14.61			
<b>Total for Cod, Blue</b>	<b>3,688</b>	<b>50,090</b>				
<b>Cod, Red</b>						
Finfish, Chilled Fillets	1,121	7,688	6.86	120	823	6.86
Finfish, Frozen Fillets	21,724	111,418	5.13	2,514	14,562	5.79
Finfish, Frozen Headed and Gutted	2,500	6,730	2.69			
Finfish, Frozen Other form	500	4,892	9.78			
Finfish, Frozen Whole	1,000	1,837	1.84			
<b>Total for Cod, Red</b>	<b>26,845</b>	<b>132,565</b>		<b>2,634</b>	<b>15,385</b>	

NETT	Jan 2015 - Dec 2015			Month-to-Date: December - 2015		
	Weight (kg)	FOB* Value (\$NZ)	Unit Value	Weight (kg)	FOB* Value (\$NZ)	Unit Value
<b>Australia</b>						
<b>Crab</b>						
Other Crustacea, Processed	39,318	186,638	4.75	2,550	6,705	2.63
<b>Total for Crab</b>	<b>39,318</b>	<b>186,638</b>		<b>2,550</b>	<b>6,705</b>	
<b>Crustaceans</b>						
Other Crustacea, Processed	30,880	652,158	21.12	1,610	45,402	28.20
<b>Total for Crustaceans</b>	<b>30,880</b>	<b>652,158</b>		<b>1,610</b>	<b>45,402</b>	
<b>Crustn, Molluscs extract</b>						
Other Crustacea, Processed Extracts	895	155,100	173.30			
<b>Total for Crustn, Molluscs extract</b>	<b>895</b>	<b>155,100</b>				
<b>Dogfish and Other Sharks</b>						
Finfish, Chilled Headed and Guttet	387,635	3,435,169	8.86	35,265	317,008	8.99
Finfish, Chilled Other form	424,987	3,860,639	9.08	45,767	438,966	9.59
Finfish, Chilled Whole	1,024	9,328	9.11	125	1,170	9.36
<b>Total for Dogfish and Other Sharks</b>	<b>813,646</b>	<b>7,305,136</b>		<b>81,157</b>	<b>757,144</b>	
<b>Eels</b>						
Finfish, Chilled Headed and Guttet	10	88	8.80			
Finfish, Chilled Other form	3,429	60,125	17.53	315	5,675	18.02
Finfish, Chilled Whole	1,368	23,235	16.98	150	2,548	16.99
Finfish, Frozen Other form	1,668	20,340	12.19			
Finfish, Frozen Whole	270	5,172	19.16			
Finfish, Processed Smoked	225	4,748	21.10			
<b>Total for Eels</b>	<b>6,970</b>	<b>113,708</b>		<b>465</b>	<b>8,223</b>	
<b>Elephant Fish</b>						
Finfish, Frozen Fillets	5,400	49,907	9.24			
<b>Total for Elephant Fish</b>	<b>5,400</b>	<b>49,907</b>				
<b>Fillets dried</b>						
Finfish, Processed Dried	25	7,500	300.00			
<b>Total for Fillets dried</b>	<b>25</b>	<b>7,500</b>				
<b>Finfish extracts and juices</b>						
Finfish, Processed Extracts	1,363	108,764	79.80			
<b>Total for Finfish extracts and juices</b>	<b>1,363</b>	<b>108,764</b>				
<b>Finfish, fillet blocks</b>						
Finfish, Frozen Fillet Blocks	31,755	272,116	8.57			
<b>Total for Finfish, fillet blocks</b>	<b>31,755</b>	<b>272,116</b>				
<b>Finfish, minced blocks</b>						
Finfish, Frozen Other form	888,285	2,453,100	2.76	99,960	303,576	3.04
<b>Total for Finfish, minced blocks</b>	<b>888,285</b>	<b>2,453,100</b>		<b>99,960</b>	<b>303,576</b>	
<b>Finfish, other fish meat</b>						
Finfish, Processed Other	462,741	1,635,399	3.53	60,856	260,144	4.27

NETT	Jan 2015 - Dec 2015			Month-to-Date: December - 2015		
	Weight (kg)	FOB* Value (\$NZ)	Unit Value	Weight (kg)	FOB* Value (\$NZ)	Unit Value
<b>Australia</b>						
Total for Finfish, other fish meat	462,741	1,635,399		60,856	260,144	
<b>Fish cakes</b>						
Finfish, Processed Other	38,052	148,662	3.91	7,320	29,659	4.05
Total for Fish cakes	38,052	148,662		7,320	29,659	
<b>Fish heads, tails and maws</b>						
Finfish, Processed Smoked, Dried, Salted or i	99,082	112,767	1.14	17,080	13,826	0.81
Total for Fish heads, tails and maws	99,082	112,767		17,080	13,826	
<b>Fish meal fit for human</b>						
Finfish, Processed Other	19,192	743,439	38.74			
Total for Fish meal fit for human	19,192	743,439				
<b>Fish prod unfit for human</b>						
Finfish, Processed Other	1,224,739	1,063,207	0.87	92,360	63,357	0.69
Total for Fish prod unfit for human	1,224,739	1,063,207		92,360	63,357	
<b>Flounder</b>						
Finfish, Chilled Other form	72,972	626,449	8.58	3,747	36,884	9.84
Finfish, Chilled Whole	259,177	2,381,560	9.19	25,672	229,859	8.95
Finfish, Frozen Headed and Guttled	2,560	20,909	8.17			
Finfish, Frozen Other form	30,860	247,647	8.02			
Finfish, Frozen Whole	159,391	1,252,189	7.86	34,279	266,143	7.76
Total for Flounder	524,960	4,528,754		63,698	532,886	
<b>Gemfish</b>						
Finfish, Chilled Fillets	2,367	22,904	9.68	462	4,462	9.66
Finfish, Frozen Fillets	3,800	46,809	12.32			
Total for Gemfish	6,167	69,713		462	4,462	
<b>Ghostshark</b>						
Finfish, Frozen Fillets	28,501	149,698	5.25	2,138	13,009	6.08
Finfish, Frozen Other form	157	53	0.34			
Total for Ghostshark	28,658	149,751		2,138	13,009	
<b>Groper</b>						
Finfish, Chilled Fillets	1,072	20,369	19.00	152	3,810	25.07
Finfish, Chilled Headed and Guttled	50,536	421,522	8.34	7,218	68,041	9.43
Finfish, Chilled Other form	41,404	544,543	13.15	2,466	33,941	13.76
Finfish, Chilled Whole	73,988	805,913	10.89	6,456	70,828	10.97
Finfish, Frozen Other form	1,014	11,710	11.55			
Total for Groper	168,014	1,804,057		16,292	176,620	
<b>Gurnard</b>						
Finfish, Chilled Fillets	123,123	1,651,891	13.42	10,120	139,403	13.78
Finfish, Chilled Headed and Guttled	322	5,550	17.24	17	800	47.06
Finfish, Chilled Other form	120	905	7.54			
Finfish, Chilled Whole	26,329	181,300	6.89	2,194	15,666	7.14
Finfish, Frozen Fillets	510	7,720	15.14			

NETT	Jan 2015 - Dec 2015			Month-to-Date: December - 2015		
	Weight (kg)	FOB* Value (\$NZ)	Unit Value	Weight (kg)	FOB* Value (\$NZ)	Unit Value
<b>Australia</b>						
Total for Gurnard	150,404	1,847,366		12,331	155,869	
<b>Hake</b>						
Finfish, Chilled Fillets	865	9,874	11.42			
Finfish, Chilled Headed and Gutted	41,161	252,949	6.15	744	4,326	5.81
Finfish, Frozen Fillets	204,164	1,685,500	8.26	13,913	127,869	9.19
Finfish, Frozen Headed and Gutted	235	961	4.09			
Finfish, Frozen Other form	13,911	70,096	5.04			
Finfish, Frozen Whole	2,052	3,995	1.95			
<b>Total for Hake</b>	<b>262,388</b>	<b>2,023,375</b>		<b>14,657</b>	<b>132,195</b>	
<b>Hoki</b>						
Finfish, Chilled Fillets	487,615	3,931,565	8.06	30,835	258,849	8.39
Finfish, Chilled Other form	108	477	4.42			
Finfish, Frozen Fillet Blocks	3,412,726	15,653,144	4.59	267,300	1,224,973	4.58
Finfish, Frozen Fillets	4,844,886	28,210,316	5.82	334,070	2,304,898	6.90
Finfish, Frozen Headed and Gutted	610	2,172	3.56			
Finfish, Frozen Other form	671,724	1,207,167	1.80	69,035	70,259	1.02
Finfish, Processed Smoked	400	2,458	6.15			
<b>Total for Hoki</b>	<b>9,418,069</b>	<b>49,007,299</b>		<b>701,240</b>	<b>3,858,979</b>	
<b>John Dory</b>						
Finfish, Chilled Fillets	28,703	698,509	24.34	3,132	80,747	25.78
Finfish, Chilled Headed and Gutted	3,053	39,176	12.83	67	1,004	14.99
Finfish, Chilled Other form	136	1,564	11.50			
Finfish, Chilled Whole	225,762	2,253,038	9.98	21,889	231,665	10.58
Finfish, Frozen Fillets	375	4,961	13.23			
Finfish, Frozen Headed and Gutted	5,040	19,383	3.85			
Finfish, Frozen Other form	4,008	31,262	7.80			
<b>Total for John Dory</b>	<b>267,077</b>	<b>3,047,893</b>		<b>25,088</b>	<b>313,416</b>	
<b>Kahawai</b>						
Finfish, Frozen Fillets	16,900	13,313	0.79			
Finfish, Frozen Whole	205,800	247,161	1.20			
<b>Total for Kahawai</b>	<b>222,700</b>	<b>260,474</b>				
<b>Kingfish, Yellowtail</b>						
Finfish, Chilled Fillets	103	1,361	13.21			
Finfish, Chilled Headed and Gutted	71	625	8.80	33	279	8.45
Finfish, Chilled Whole	8,750	84,870	9.70	43	411	9.56
Finfish, Frozen Headed and Gutted	3,993	12,530	3.14	573	2,307	4.03
Finfish, Frozen Other form	2,214	11,526	5.21	2,189	11,506	5.26
<b>Total for Kingfish, Yellowtail</b>	<b>15,131</b>	<b>110,912</b>		<b>2,838</b>	<b>14,503</b>	
<b>Leatherjacket</b>						
Finfish, Chilled Headed and Gutted	900	3,720	4.13	257	1,176	4.58
Finfish, Chilled Other form	14	206	14.71	14	206	14.71
<b>Total for Leatherjacket</b>	<b>914</b>	<b>3,926</b>		<b>271</b>	<b>1,382</b>	
<b>Ling</b>						

NETT	Jan 2015 - Dec 2015			Month-to-Date: December - 2015		
	Weight (kg)	FOB* Value (\$NZ)	Unit Value	Weight (kg)	FOB* Value (\$NZ)	Unit Value
<b>Australia</b>						
Finfish, Chilled Fillets	56,294	790,238	14.04	6,684	107,959	16.15
Finfish, Frozen Fillets	685,791	7,125,739	10.39	64,197	690,216	10.75
Finfish, Frozen Headed and Guttled	31,647	176,611	5.58			
Finfish, Frozen Other form	131,494	858,109	6.53	12,334	115,208	9.34
Finfish, Frozen Whole	660	1,546	2.34			
<b>Total for Ling</b>	<b>905,886</b>	<b>8,952,243</b>		<b>83,215</b>	<b>913,383</b>	
<b>Livers and Roe</b>						
Finfish, Chilled Whole	771	4,850	6.29	187	1,263	6.75
Finfish, Frozen Whole	9,212	71,459	7.76			
<b>Total for Livers and Roe</b>	<b>9,983</b>	<b>76,309</b>		<b>187</b>	<b>1,263</b>	
<b>Mackerel</b>						
Finfish, Chilled Headed and Guttled	37	194	5.24			
Finfish, Processed Cans or Jars, Whole or in p	1,784	8,892	4.98			
<b>Total for Mackerel</b>	<b>1,821</b>	<b>9,086</b>				
<b>Mackerel, Blue</b>						
Finfish, Frozen Whole	2,191,765	2,307,014	1.05	216,400	224,722	1.04
<b>Total for Mackerel, Blue</b>	<b>2,191,765</b>	<b>2,307,014</b>		<b>216,400</b>	<b>224,722</b>	
<b>Mackerel, Jack</b>						
Finfish, Frozen Other form	84,320	51,577	0.61			
Finfish, Frozen Whole	161,076	205,399	1.28	36,565	55,398	1.52
<b>Total for Mackerel, Jack</b>	<b>245,396</b>	<b>256,976</b>		<b>36,565</b>	<b>55,398</b>	
<b>Monkfish (Stargazer)</b>						
Finfish, Chilled Fillets	100,257	1,178,637	11.76	10,658	135,858	12.75
Finfish, Chilled Headed and Guttled	517	4,231	8.18			
Finfish, Chilled Other form	2,923	36,304	12.42	109	1,375	12.61
Finfish, Frozen Fillets	6,755	55,155	8.17	500	4,868	9.74
Finfish, Frozen Other form	10	11	1.10			
Finfish, Frozen Whole	1,560	17,821	11.42			
<b>Total for Monkfish (Stargazer)</b>	<b>112,022</b>	<b>1,292,159</b>		<b>11,267</b>	<b>142,101</b>	
<b>Mullet</b>						
Finfish, Chilled Whole	21	145	6.90	4	31	7.75
<b>Total for Mullet</b>	<b>21</b>	<b>145</b>		<b>4</b>	<b>31</b>	
<b>Mussels</b>						
Mussels, Freeze-dried pwd	39,247	2,374,395	60.50	1,775	181,072	102.01
Mussels, HS Fresh/Chld	144	1,194	8.29			
Mussels, HS Frozen	746,281	5,555,580	7.44	97,112	656,150	6.76
Mussels, Live	1,616	14,162	8.76			
Mussels, Meat Chilled/Frsh	4,098	136,475	33.30	918	32,150	35.02
Mussels, Meat Frozen	169,075	1,440,528	8.52	14,916	130,843	8.77
Mussels, Smoked	6,153	148,287	24.10	402	7,243	18.02
Mussels, Whole Chilled	2,541	32,499	12.79			
Mussels, Whole Frozen	754,487	2,302,899	3.05	114,038	549,262	4.82
Mussels, Chilled	34	58	1.71			

NETT	Jan 2015 - Dec 2015			Month-to-Date: December - 2015		
	Weight (kg)	FOB* Value (\$NZ)	Unit Value	Weight (kg)	FOB* Value (\$NZ)	Unit Value
<b>Australia</b>						
Mussels, Dried, Salted or in Brine	50	2,070	41.40			
Mussels, Processed	2,964	25,920	8.74	1,980	17,280	8.73
Mussels, Processed Cans or Jars	14,372	223,442	15.55	6,300	125,949	19.99
Mussels, Processed Packed	544,373	3,538,503	6.50	60,039	397,488	6.62
<b>Total for Mussels</b>	<b>2,285,435</b>	<b>15,796,012</b>		<b>297,480</b>	<b>2,097,437</b>	
<b>Nile Perch</b>						
Finfish, Chilled Other form	746	17,971	24.09	746	17,971	24.09
<b>Total for Nile Perch</b>	<b>746</b>	<b>17,971</b>		<b>746</b>	<b>17,971</b>	
<b>Octopus</b>						
Other Molluscs, Frozen Whole	7,015	66,892	9.54	1,340	13,691	10.22
Other Molluscs, Chilled	403	2,911	7.22			
<b>Total for Octopus</b>	<b>7,418</b>	<b>69,803</b>		<b>1,340</b>	<b>13,691</b>	
<b>Orange Roughy</b>						
Finfish, Chilled Fillets	23,531	491,267	20.88	130	2,788	21.45
Finfish, Frozen Fillets	164,171	2,565,347	15.63	38,387	739,836	19.27
Finfish, Frozen Headed and Gutted	7,663	71,057	9.27			
Finfish, Frozen Other form	116,028	527,730	4.55	15,847	193,033	12.18
Finfish, Frozen Whole	10,976	145,630	13.27			
<b>Total for Orange Roughy</b>	<b>322,369</b>	<b>3,801,031</b>		<b>54,364</b>	<b>935,657</b>	
<b>Oreo Dory, Black</b>						
Finfish, Chilled Fillets	661	7,305	11.05	20	235	11.75
Finfish, Frozen Fillets	20	21	1.05			
<b>Total for Oreo Dory, Black</b>	<b>681</b>	<b>7,326</b>		<b>20</b>	<b>235</b>	
<b>Oreo Dory, Other</b>						
Finfish, Frozen Headed and Gutted	89,600	303,442	3.39			
Finfish, Frozen Other form	77,779	382,884	4.92	5,996	31,768	5.30
Finfish, Frozen Whole	17,570	163,989	9.33			
<b>Total for Oreo Dory, Other</b>	<b>184,949</b>	<b>850,315</b>		<b>5,996</b>	<b>31,768</b>	
<b>Oreo Dory, Smooth</b>						
Finfish, Chilled Fillets	6,935	83,491	12.04	219	2,852	13.02
Finfish, Frozen Fillets	93,490	888,946	9.51	6,170	58,182	9.43
<b>Total for Oreo Dory, Smooth</b>	<b>100,425</b>	<b>972,437</b>		<b>6,389</b>	<b>61,034</b>	
<b>Other</b>						
Finfish, Chilled Headed and Gutted	3,854	24,761	6.42			
Finfish, Chilled Other form	58,184	495,658	8.52	2,351	20,856	8.87
Finfish, Chilled Whole	5,908	59,747	10.11	196	2,680	13.67
<b>Total for Other</b>	<b>67,946</b>	<b>580,166</b>		<b>2,547</b>	<b>23,536</b>	
<b>Other chilled fillets</b>						
Finfish, Chilled Fillets	138,801	2,026,993	14.60	3,721	30,820	8.28
<b>Total for Other chilled fillets</b>	<b>138,801</b>	<b>2,026,993</b>		<b>3,721</b>	<b>30,820</b>	
<b>Other chilled finfish</b>						



NETT	Jan 2015 - Dec 2015			Month-to-Date: December - 2015		
	Weight (kg)	FOB* Value (\$NZ)	Unit Value	Weight (kg)	FOB* Value (\$NZ)	Unit Value
<b>Australia</b>						
Finfish, Chilled Headed and Guttled	919,302	8,538,375	9.29	60,741	494,112	8.13
Finfish, Chilled Other form	598,106	4,969,948	8.31	35,651	278,538	7.81
Finfish, Chilled Whole	261,960	2,406,534	9.19	22,379	202,903	9.07
<b>Total for Other chilled finfish</b>	<b>1,779,368</b>	<b>15,914,857</b>		<b>118,771</b>	<b>975,553</b>	
<b>Other clams chilled</b>						
Other Molluscs, Chilled	153,373	1,305,705	8.51	18,803	175,027	9.31
<b>Total for Other clams chilled</b>	<b>153,373</b>	<b>1,305,705</b>		<b>18,803</b>	<b>175,027</b>	
<b>Other clams frozen</b>						
Other Molluscs, Frozen	100,066	634,934	6.35	18,960	122,627	6.47
<b>Total for Other clams frozen</b>	<b>100,066</b>	<b>634,934</b>		<b>18,960</b>	<b>122,627</b>	
<b>Other Crustacea</b>						
Other Crustacea, Frozen	62,116	138,024	2.22	20,992	47,860	2.28
<b>Total for Other Crustacea</b>	<b>62,116</b>	<b>138,024</b>		<b>20,992</b>	<b>47,860</b>	
<b>Other dried finfish</b>						
Other, Processed Dried	866	9,359	10.81			
<b>Total for Other dried finfish</b>	<b>866</b>	<b>9,359</b>				
<b>Other Fish Packed</b>						
Other, Processed Cans or Jars, Whole or in pi	96,390	627,545	6.51	6,910	45,633	6.60
<b>Total for Other Fish Packed</b>	<b>96,390</b>	<b>627,545</b>		<b>6,910</b>	<b>45,633</b>	
<b>Other Flatfish</b>						
Finfish, Chilled Fillets	1,363	9,907	7.27	263	1,878	7.14
Finfish, Chilled Other form	1,020	7,438	7.29			
Finfish, Chilled Whole	14,535	121,598	8.37	440	3,762	8.55
Finfish, Frozen Fillets	1,345	12,832	9.54			
Finfish, Frozen Headed and Guttled	1,220	6,318	5.18			
Finfish, Frozen Whole	46,945	353,967	7.54	4,010	29,192	7.28
<b>Total for Other Flatfish</b>	<b>66,428</b>	<b>512,060</b>		<b>4,713</b>	<b>34,832</b>	
<b>Other frozen fillets</b>						
Finfish, Frozen Fillets	39,264	342,477	8.72	2,248	16,917	7.53
<b>Total for Other frozen fillets</b>	<b>39,264</b>	<b>342,477</b>		<b>2,248</b>	<b>16,917</b>	
<b>Other frozen finfish</b>						
Finfish, Frozen Headed and Guttled	18,933	47,800	2.52			
Finfish, Frozen Other form	80,385	246,082	3.06	17,875	23,657	1.32
Finfish, Frozen Whole	11,120	19,888	1.79			
<b>Total for Other frozen finfish</b>	<b>110,438</b>	<b>313,770</b>		<b>17,875</b>	<b>23,657</b>	
<b>Other invertebrate</b>						
Other, Dried, Salted or in Brine	356	12,636	35.49	18	1,188	66.00
<b>Total for Other invertebrate</b>	<b>356</b>	<b>12,636</b>		<b>18</b>	<b>1,188</b>	
<b>Other minced</b>						
Finfish, Processed Packed	105	10,632	101.26			

NETT	Jan 2015 - Dec 2015			Month-to-Date: December - 2015		
	Weight (kg)	FOB* Value (\$NZ)	Unit Value	Weight (kg)	FOB* Value (\$NZ)	Unit Value
<b>Australia</b>						
Total for Other minced	105	10,632				
<b>Other Molluscs</b>						
Other Molluscs, Live	2,733	24,392	8.92			
Other Molluscs, Processed Packed	43,857	293,991	6.70			
Total for Other Molluscs	46,590	318,383				
<b>Other Offal</b>						
Finfish, Processed Smoked, Dried, Salted or i	100	3,600	36.00			
Total for Other Offal	100	3,600				
<b>Other preparations</b>						
Other, Processed Other	1,044,379	14,441,011	13.83	133,286	2,496,970	18.73
Total for Other preparations	1,044,379	14,441,011		133,286	2,496,970	
<b>Other salmonidea</b>						
Finfish, Chilled Other form	161	4,207	26.13			
Total for Other salmonidea	161	4,207				
<b>Other smoked fish</b>						
Other, Processed Smoked	2,920	29,391	10.07	40	471	11.78
Total for Other smoked fish	2,920	29,391		40	471	
<b>Oysters, Dredge</b>						
Oysters, Frozen	45,104	509,941	11.31			
Total for Oysters, Dredge	45,104	509,941				
<b>Oysters, Pacific</b>						
Oysters, Chilled	9,387	128,355	13.67	650	5,995	9.22
Oysters, Frozen	555,100	5,840,475	10.52	80,326	840,551	10.46
Total for Oysters, Pacific	564,487	5,968,830		80,976	846,546	
<b>Paua</b>						
Other Molluscs, Chilled	20,390	1,548,360	75.94	2,108	173,585	82.35
Other Molluscs, Frozen	2,998	157,429	52.51	445	23,107	51.93
Other Molluscs, Processed Cans or Jars	1,675	93,567	55.86			
Other Molluscs, Processed Smoked, Dried, S	1,420	47,325	33.33			
Total for Paua	26,483	1,846,681		2,553	196,692	
<b>Rays &amp; Skates</b>						
Finfish, Chilled Whole	7,937	63,359	7.98			
Finfish, Frozen Other form	260	1,504	5.78	10	55	5.50
Total for Rays & Skates	8,197	64,863		10	55	
<b>Salmon</b>						
Finfish, Chilled Fillets	25,013	637,006	25.47	2,323	67,999	29.27
Finfish, Frozen Fillets	23,512	672,505	28.60	2,841	55,328	19.47
Finfish, Processed Cans or Jars, Whole or in p	200	38,199	191.00	50	13,588	271.76
Finfish, Processed Smoked	49,438	1,866,986	37.76	7,395	290,103	39.23

NETT	Jan 2015 - Dec 2015			Month-to-Date: December - 2015		
	Weight (kg)	FOB* Value (\$NZ)	Unit Value	Weight (kg)	FOB* Value (\$NZ)	Unit Value
<b>Australia</b>						
Total for Salmon	98,163	3,214,696		12,609	427,018	
<b>Salmon, Pacific</b>						
Finfish, Chilled Other form	133,231	2,062,049	15.48	17,445	285,740	16.38
Finfish, Chilled Whole	327,369	4,748,750	14.51	31,543	458,004	14.52
Finfish, Frozen Headed and Guttled	6	105	17.50			
Finfish, Frozen Other form	8,212	81,339	9.90	53	1,202	22.68
Finfish, Frozen Whole	1,740	23,309	13.40			
Total for Salmon, Pacific	470,558	6,915,552		49,041	744,946	
<b>Salmonidae</b>						
Finfish, Chilled Other form	4,995	53,518	10.71	827	8,976	10.85
Total for Salmonidae	4,995	53,518		827	8,976	
<b>Scallops</b>						
Other Molluscs, Frozen	1,440	39,317	27.30	400	5,245	13.11
Other Molluscs, Processed	9,856	126,605	12.85			
Other Molluscs, Smoked, Dried, Salted or in	3,626	125,670	34.66	1,381	60,661	43.93
Total for Scallops	14,922	291,592		1,781	65,906	
<b>School shark</b>						
Finfish, Frozen Fillets	609,582	6,391,842	10.49	59,190	642,944	10.86
Total for School shark	609,582	6,391,842		59,190	642,944	
<b>Sea Perch</b>						
Finfish, Frozen Whole	13,950	38,760	2.78	720	2,060	2.86
Total for Sea Perch	13,950	38,760		720	2,060	
<b>Sea Urchin/Kina</b>						
Other, Chilled	11,769	592,268	50.32	1,683	98,575	58.57
Other, Frozen	2,099	122,768	58.49	888	48,946	55.12
Total for Sea Urchin/Kina	13,868	715,036		2,571	147,521	
<b>Shrimps &amp; Prawns cold-water</b>						
Other Crustacea, Frozen	107,404	3,991,618	37.16	12,264	443,707	36.18
Total for Shrimps & Prawns cold-wat	107,404	3,991,618		12,264	443,707	
<b>Shrimps &amp; Prawns other</b>						
Other Crustacea, Frozen	1,920	78,313	40.79			
Total for Shrimps & Prawns other	1,920	78,313				
<b>Snapper</b>						
Finfish, Chilled Fillets	23,100	502,458	21.75	2,027	46,132	22.76
Finfish, Chilled Headed and Guttled	287	3,466	12.08			
Finfish, Chilled Other form	6,241	63,705	10.21	1,221	13,183	10.80
Finfish, Chilled Whole	2,423,434	22,347,334	9.22	267,046	2,604,358	9.75
Finfish, Frozen Fillets	3	66	22.00			
Finfish, Frozen Whole	3,609	32,697	9.06			
Total for Snapper	2,456,674	22,949,726		270,294	2,663,673	

NETT	Jan 2015 - Dec 2015			Month-to-Date: December - 2015		
	Weight (kg)	FOB* Value (\$NZ)	Unit Value	Weight (kg)	FOB* Value (\$NZ)	Unit Value
<b>Australia</b>						
<b>Sole</b>						
Finfish, Chilled Whole	10	86	8.60	10	86	8.60
Finfish, Frozen Other form	11	56	5.09			
<b>Total for Sole</b>	<b>21</b>	<b>142</b>		<b>10</b>	<b>86</b>	
<b>Sole, Lemon</b>						
Finfish, Chilled Fillets	3,210	24,660	7.68	320	2,551	7.97
Finfish, Chilled Whole	524	4,224	8.06	100	743	7.43
Finfish, Frozen Fillets	3,340	52,981	15.86			
Finfish, Frozen Headed and Guttled	21,030	136,689	6.50			
Finfish, Frozen Other form	70,940	399,016	5.62	10,310	55,815	5.41
Finfish, Frozen Whole	58,720	369,251	6.29	7,630	49,098	6.43
<b>Total for Sole, Lemon</b>	<b>157,764</b>	<b>986,821</b>		<b>18,360</b>	<b>108,207</b>	
<b>Sole, New Zealand</b>						
Finfish, Chilled Fillets	58	574	9.90			
Finfish, Chilled Whole	40	307	7.68	30	217	7.23
Finfish, Frozen Headed and Guttled	1,430	8,031	5.62			
Finfish, Frozen Other form	12,630	56,680	4.49	620	2,892	4.66
Finfish, Frozen Whole	49,800	261,975	5.26	1,000	5,329	5.33
<b>Total for Sole, New Zealand</b>	<b>63,958</b>	<b>327,567</b>		<b>1,650</b>	<b>8,438</b>	
<b>Southern Blue Whiting</b>						
Finfish, Frozen Fillets	2,278	9,159	4.02			
<b>Total for Southern Blue Whiting</b>	<b>2,278</b>	<b>9,159</b>				
<b>Spotted Dogfish ( Rig )</b>						
Finfish, Chilled Fillets	3,171	55,364	17.46	220	3,729	16.95
Finfish, Frozen Fillets	263,280	3,594,332	13.65	46,080	676,538	14.68
Finfish, Frozen Other form	2,312	24,263	10.49	10	50	5.00
Finfish, Frozen Whole	1,980	27,998	14.14			
<b>Total for Spotted Dogfish ( Rig )</b>	<b>270,743</b>	<b>3,701,957</b>		<b>46,310</b>	<b>680,317</b>	
<b>Squid</b>						
Squid, Chilled Whole/HG	71	390	5.49			
Squid, Frozen HG	44,448	194,716	4.38			
Squid, Frozen Other Form	115,926	559,369	4.83			
Squid, Frozen Tubes/Steaks	235,187	1,663,930	7.07	14,625	125,069	8.55
Squid, Frozen Whole	867,515	2,812,464	3.24	53,526	175,226	3.27
Squid, Frz Heads&Tentacles	49,495	272,238	5.50	7,500	41,111	5.48
Squid, Dried, Salted or in Brine	55,528	267,841	4.82			
Squid, Processed Packed	111,700	617,187	5.53			
<b>Total for Squid</b>	<b>1,479,870</b>	<b>6,388,135</b>		<b>75,651</b>	<b>341,406</b>	
<b>Surimi, Southern BI Wht</b>						
Finfish, Surimi Other	420	2,919	6.95			
<b>Total for Surimi, Southern BI Wht</b>	<b>420</b>	<b>2,919</b>				
<b>Swordfish</b>						

NETT	Jan 2015 - Dec 2015			Month-to-Date: December - 2015		
	Weight (kg)	FOB* Value (\$NZ)	Unit Value	Weight (kg)	FOB* Value (\$NZ)	Unit Value
<b>Australia</b>						
Finfish, Chilled Fillets	204	2,651	13.00			
Finfish, Chilled Headed and Guttled	80,437	621,207	7.72	1,830	13,399	7.32
Finfish, Chilled Other form	5,174	35,718	6.90	22	251	11.41
Finfish, Chilled Whole	429	3,062	7.14			
Finfish, Frozen Fillets	12,051	61,003	5.06	1,933	13,483	6.98
<b>Total for Swordfish</b>	<b>98,295</b>	<b>723,641</b>		<b>3,785</b>	<b>27,133</b>	
<b>Tarakihi</b>						
Finfish, Chilled Fillets	105,741	1,170,555	11.07	7,425	103,875	13.99
Finfish, Chilled Headed and Guttled	861	7,409	8.61			
Finfish, Chilled Whole	29,748	228,194	7.67	1,492	14,316	9.60
Finfish, Frozen Fillets	4,408	37,526	8.51	550	3,664	6.66
Finfish, Frozen Whole	7,980	19,820	2.48			
<b>Total for Tarakihi</b>	<b>148,738</b>	<b>1,463,504</b>		<b>9,467</b>	<b>121,855</b>	
<b>Trevally</b>						
Finfish, Chilled Fillets	604	5,258	8.71			
Finfish, Chilled Headed and Guttled	494	7,437	15.05	327	4,904	15.00
Finfish, Chilled Whole	68,411	416,031	6.08	6,644	47,251	7.11
Finfish, Frozen Whole	6,980	23,202	3.32	3,380	11,461	3.39
<b>Total for Trevally</b>	<b>76,489</b>	<b>451,928</b>		<b>10,351</b>	<b>63,616</b>	
<b>Tuatua</b>						
Other Molluscs, Chilled	3,964	33,750	8.51	425	3,765	8.86
Other Molluscs, Frozen	1	8	8.00			
<b>Total for Tuatua</b>	<b>3,965</b>	<b>33,758</b>		<b>425</b>	<b>3,765</b>	
<b>Tuna, Albacore/Longfinned</b>						
Finfish, Chilled Other form	189	1,295	6.85			
Finfish, Frozen Whole	1,071	2,516	2.35			
<b>Total for Tuna, Albacore/Longfinned</b>	<b>1,260</b>	<b>3,811</b>				
<b>Tuna, Bigeye</b>						
Finfish, Chilled Other form	317	2,260	7.13			
Finfish, Chilled Whole	610	9,120	14.95	483	7,034	14.56
Finfish, Frozen Other form	10	97	9.70			
<b>Total for Tuna, Bigeye</b>	<b>937</b>	<b>11,477</b>		<b>483</b>	<b>7,034</b>	
<b>Tuna, Other</b>						
Finfish, Chilled Headed and Guttled	125	971	7.77			
Finfish, Chilled Other form	155	1,241	8.01			
<b>Total for Tuna, Other</b>	<b>280</b>	<b>2,212</b>				
<b>Tuna, Pacific Bluefin</b>						
Finfish, Chilled Other form	160	1,105	6.91			
Finfish, Chilled Whole	549	4,124	7.51			
<b>Total for Tuna, Pacific Bluefin</b>	<b>709</b>	<b>5,229</b>				
<b>Tuna, Southern Bluefin</b>						
Finfish, Chilled Headed and Guttled	97	695	7.16			

NETT	Jan 2015 - Dec 2015			Month-to-Date: December - 2015		
	Weight (kg)	FOB* Value (\$NZ)	Unit Value	Weight (kg)	FOB* Value (\$NZ)	Unit Value
<b>Australia</b>						
Finfish, Chilled Other form	174	1,499	8.61			
Finfish, Chilled Whole	1,956	13,990	7.15			
<b>Total for Tuna, Southern Bluefin</b>	<b>2,227</b>	<b>16,184</b>				
<b>Tuna, Yellowfin</b>						
Finfish, Chilled Other form	293	2,027	6.92			
Finfish, Chilled Whole	989	6,581	6.65	270	2,222	8.23
<b>Total for Tuna, Yellowfin</b>	<b>1,282</b>	<b>8,608</b>		<b>270</b>	<b>2,222</b>	
<b>Tunas &amp; Atlantic Bonito</b>						
Finfish, Processed Cans or Jars, Whole or in p	1,469	7,434	5.06			
<b>Total for Tunas &amp; Atlantic Bonito</b>	<b>1,469</b>	<b>7,434</b>				
<b>Turbots</b>						
Finfish, Chilled Other form	913	8,070	8.84	357	2,773	7.77
Finfish, Chilled Whole	3,805	29,325	7.71	141	1,143	8.11
Finfish, Frozen Whole	4,500	17,100	3.80			
<b>Total for Turbots</b>	<b>9,218</b>	<b>54,495</b>		<b>498</b>	<b>3,916</b>	
<b>Warehouse, Blue</b>						
Finfish, Chilled Fillets	125	1,345	10.76			
Finfish, Chilled Other form	19	135	7.11			
Finfish, Frozen Fillets	500	7,802	15.60			
<b>Total for Warehouse, Blue</b>	<b>644</b>	<b>9,282</b>				
<b>Whitebait</b>						
Finfish, Frozen Whole	830	69,319	83.52	110	9,262	84.20
<b>Total for Whitebait</b>	<b>830</b>	<b>69,319</b>		<b>110</b>	<b>9,262</b>	
<b>Total for Australia</b>	<b>32,694,368</b>	<b>224,198,721</b>		<b>3,063,076</b>	<b>23,568,944</b>	

NETT	Jan 2015 - Dec 2015			Month-to-Date: December - 2015		
	Weight (kg)	FOB* Value (\$NZ)	Unit Value	Weight (kg)	FOB* Value (\$NZ)	Unit Value
<b>Austria</b>						
<b>Mussels</b>						
Mussels, HS Frozen	20,000	163,057	8.15			
<b>Total for Mussels</b>	20,000	163,057				
<b>Total for Austria</b>	20,000	163,057				

NETT	Jan 2015 - Dec 2015			Month-to-Date: December - 2015		
	Weight (kg)	FOB* Value (\$NZ)	Unit Value	Weight (kg)	FOB* Value (\$NZ)	Unit Value
<b>Bahrain</b>						
<b>Mussels</b>						
Mussels, HS Frozen	9,456	77,288	8.17			
<b>Total for Mussels</b>	9,456	77,288				
<b>Total for Bahrain</b>	9,456	77,288				



NETT	Jan 2015 - Dec 2015			Month-to-Date: December - 2015		
	Weight (kg)	FOB* Value (\$NZ)	Unit Value	Weight (kg)	FOB* Value (\$NZ)	Unit Value
<b>Barbados</b>						
<b>Barracouta</b>						
Finfish, Frozen Headed and Guttled	581	8,299	14.28			
<b>Total for Barracouta</b>	581	8,299				
<b>Mussels</b>						
Mussels, Whole Frozen	300	2,184	7.28			
<b>Total for Mussels</b>	300	2,184				
<b>Total for Barbados</b>	881	10,483				

NETT	Jan 2015 - Dec 2015			Month-to-Date: December - 2015		
	Weight (kg)	FOB* Value (\$NZ)	Unit Value	Weight (kg)	FOB* Value (\$NZ)	Unit Value
<b>Belarus</b>						
<b>Cod, Red</b>						
Finfish, Frozen Headed and Guttled	26,542	77,146	2.91			
<b>Total for Cod, Red</b>	26,542	77,146				
<b>Oreo Dory, Other</b>						
Finfish, Frozen Headed and Guttled	23,936	68,191	2.85			
<b>Total for Oreo Dory, Other</b>	23,936	68,191				
<b>Total for Belarus</b>	50,478	145,337				

NETT	Jan 2015 - Dec 2015			Month-to-Date: December - 2015		
	Weight (kg)	FOB* Value (\$NZ)	Unit Value	Weight (kg)	FOB* Value (\$NZ)	Unit Value
<b>Belgium</b>						
<b>Carp</b>						
Finfish, Frozen Fillets	16,676	405,914	24.34			
<b>Total for Carp</b>	<b>16,676</b>	<b>405,914</b>				
<b>Eels</b>						
Finfish, Chilled Live	4,680	66,282	14.16			
Finfish, Frozen Other form	32,364	397,381	12.28	18,936	248,466	13.12
<b>Total for Eels</b>	<b>37,044</b>	<b>463,663</b>		<b>18,936</b>	<b>248,466</b>	
<b>Fish Flours,meals,pellets</b>						
Finfish, Processed Flours,meals,pellets	3,000	125,355	41.79			
<b>Total for Fish Flours,meals,pellets</b>	<b>3,000</b>	<b>125,355</b>				
<b>Fish meal fit for human</b>						
Finfish, Processed Other	1,000	22,417	22.42			
<b>Total for Fish meal fit for human</b>	<b>1,000</b>	<b>22,417</b>				
<b>Hoki</b>						
Finfish, Frozen Fillet Blocks	52,110	216,122	4.15			
Finfish, Frozen Fillets	19,125	91,000	4.76			
<b>Total for Hoki</b>	<b>71,235</b>	<b>307,122</b>				
<b>Mackerel, Jack</b>						
Finfish, Frozen Whole	15,850	31,273	1.97			
<b>Total for Mackerel, Jack</b>	<b>15,850</b>	<b>31,273</b>				
<b>Monkfish (Stargazer)</b>						
Finfish, Frozen Fillets	10,660	117,573	11.03			
<b>Total for Monkfish (Stargazer)</b>	<b>10,660</b>	<b>117,573</b>				
<b>Mussels</b>						
Mussels, Freeze-dried pwd	5,250	213,587	40.68			
Mussels, HS Frozen	378,610	2,963,174	7.83	43,788	352,417	8.05
<b>Total for Mussels</b>	<b>383,860</b>	<b>3,176,761</b>		<b>43,788</b>	<b>352,417</b>	
<b>Orange Roughy</b>						
Finfish, Frozen Fillets	500	10,526	21.05			
<b>Total for Orange Roughy</b>	<b>500</b>	<b>10,526</b>				
<b>Oreo Dory, Smooth</b>						
Finfish, Frozen Fillets	5,800	63,263	10.91			
<b>Total for Oreo Dory, Smooth</b>	<b>5,800</b>	<b>63,263</b>				
<b>Other Molluscs</b>						
Other Molluscs, Smoked, Dried, Salted or in	250	21,899	87.60			
<b>Total for Other Molluscs</b>	<b>250</b>	<b>21,899</b>				
<b>Oysters, Pacific</b>						
Oysters, Frozen	6,875	61,915	9.01			

NETT	Jan 2015 - Dec 2015			Month-to-Date: December - 2015		
	Weight (kg)	FOB* Value (\$NZ)	Unit Value	Weight (kg)	FOB* Value (\$NZ)	Unit Value
<b>Belgium</b>						
Total for Oysters, Pacific	6,875	61,915				
<b>Rays &amp; Skates</b>						
Finfish, Frozen Other form	9,000	30,727	3.41			
Total for Rays & Skates	9,000	30,727				
<b>Shrimps &amp; Prawns cold-water</b>						
Other Crustacea, Frozen	3,828	167,624	43.79			
Total for Shrimps & Prawns cold-wat	3,828	167,624				
<b>Trevally</b>						
Finfish, Frozen Whole	21,990	72,911	3.32	11,810	38,880	3.29
Total for Trevally	21,990	72,911		11,810	38,880	
<b>Total for Belgium</b>	<b>587,568</b>	<b>5,078,943</b>		<b>74,534</b>	<b>639,763</b>	

NETT	Jan 2015 - Dec 2015			Month-to-Date: December - 2015		
	Weight (kg)	FOB* Value (\$NZ)	Unit Value	Weight (kg)	FOB* Value (\$NZ)	Unit Value
<b>Benin</b>						
<b>Barracouta</b>						
Finfish, Frozen Whole	50,000	73,747	1.47			
<b>Total for Barracouta</b>	<b>50,000</b>	<b>73,747</b>				
<b>Mackerel, Jack</b>						
Finfish, Frozen Whole	187,600	321,369	1.71	52,600	87,283	1.66
<b>Total for Mackerel, Jack</b>	<b>187,600</b>	<b>321,369</b>		<b>52,600</b>	<b>87,283</b>	
<b>Total for Benin</b>	<b>237,600</b>	<b>395,116</b>		<b>52,600</b>	<b>87,283</b>	

NETT	Jan 2015 - Dec 2015			Month-to-Date: December - 2015		
	Weight (kg)	FOB* Value (\$NZ)	Unit Value	Weight (kg)	FOB* Value (\$NZ)	Unit Value
<b>Bosnia and Herzegovina</b>						
<b>Squid</b>						
Squid, Frozen Whole	156,000	267,978	1.72			
<b>Total for Squid</b>	156,000	267,978				
<b>Total for Bosnia and Herzegovina</b>	156,000	267,978				

NETT	Jan 2015 - Dec 2015			Month-to-Date: December - 2015		
	Weight (kg)	FOB* Value (\$NZ)	Unit Value	Weight (kg)	FOB* Value (\$NZ)	Unit Value
<b>Brazil</b>						
<b>Barracouta</b>						
Finfish, Frozen Fillets	19,000	65,108	3.43			
Finfish, Frozen Headed and Guttled	15,000	27,971	1.86			
Finfish, Frozen Other form	74,000	140,539	1.90			
<b>Total for Barracouta</b>	<b>108,000</b>	<b>233,618</b>				
<b>Hake</b>						
Finfish, Frozen Fillets	7,180	58,754	8.18			
<b>Total for Hake</b>	<b>7,180</b>	<b>58,754</b>				
<b>Hoki</b>						
Finfish, Frozen Fillets	19,930	125,689	6.31			
<b>Total for Hoki</b>	<b>19,930</b>	<b>125,689</b>				
<b>Ling</b>						
Finfish, Frozen Fillets	264,168	3,089,140	11.69	16,320	199,914	12.25
Finfish, Frozen Other form	16,000	196,440	12.28			
<b>Total for Ling</b>	<b>280,168</b>	<b>3,285,580</b>		<b>16,320</b>	<b>199,914</b>	
<b>Total for Brazil</b>	<b>415,278</b>	<b>3,703,641</b>		<b>16,320</b>	<b>199,914</b>	

NETT	Jan 2015 - Dec 2015			Month-to-Date: December - 2015		
	Weight (kg)	FOB* Value (\$NZ)	Unit Value	Weight (kg)	FOB* Value (\$NZ)	Unit Value
<b>Brunei Darussalam</b>						
<b>Antarctic Toothfish</b>						
Finfish, Frozen Other form	1,000	31,152	31.15			
<b>Total for Antarctic Toothfish</b>	<b>1,000</b>	<b>31,152</b>				
<b>Cod, Red</b>						
Finfish, Frozen Fillets	500	2,366	4.73			
<b>Total for Cod, Red</b>	<b>500</b>	<b>2,366</b>				
<b>Hoki</b>						
Finfish, Frozen Fillets	18,360	115,440	6.29			
<b>Total for Hoki</b>	<b>18,360</b>	<b>115,440</b>				
<b>Mussels</b>						
Mussels, HS Frozen	2,000	16,436	8.22			
<b>Total for Mussels</b>	<b>2,000</b>	<b>16,436</b>				
<b>Trevally</b>						
Finfish, Frozen Whole	112,330	432,738	3.85			
<b>Total for Trevally</b>	<b>112,330</b>	<b>432,738</b>				
<b>Total for Brunei Darussalam</b>	<b>134,190</b>	<b>598,132</b>				



NETT	Jan 2015 - Dec 2015			Month-to-Date: December - 2015		
	Weight (kg)	FOB* Value (\$NZ)	Unit Value	Weight (kg)	FOB* Value (\$NZ)	Unit Value
<b>Bulgaria</b>						
<b>Cardinal Fish</b>						
Finfish, Frozen Other form	285	737	2.59			
<b>Total for Cardinal Fish</b>	<b>285</b>	<b>737</b>				
<b>Cod, Red</b>						
Finfish, Frozen Other form	2,306	5,157	2.24			
<b>Total for Cod, Red</b>	<b>2,306</b>	<b>5,157</b>				
<b>Gemfish</b>						
Finfish, Frozen Other form	9,961	25,618	2.57			
<b>Total for Gemfish</b>	<b>9,961</b>	<b>25,618</b>				
<b>Ghostshark</b>						
Finfish, Frozen Other form	23,449	48,166	2.05	7,770	15,592	2.01
<b>Total for Ghostshark</b>	<b>23,449</b>	<b>48,166</b>		<b>7,770</b>	<b>15,592</b>	
<b>Hake</b>						
Finfish, Frozen Other form	727	2,202	3.03			
<b>Total for Hake</b>	<b>727</b>	<b>2,202</b>				
<b>Hoki</b>						
Finfish, Frozen Fillets	25,779	99,409	3.86	9,278	34,668	3.74
Finfish, Frozen Other form	6,221	12,290	1.98			
<b>Total for Hoki</b>	<b>32,000</b>	<b>111,699</b>		<b>9,278</b>	<b>34,668</b>	
<b>Ling</b>						
Finfish, Frozen Other form	52	157	3.02			
Finfish, Frozen Whole	229	569	2.48			
<b>Total for Ling</b>	<b>281</b>	<b>726</b>				
<b>Monkfish (Stargazer)</b>						
Finfish, Frozen Fillets	1,735	6,658	3.84	280	1,081	3.86
Finfish, Frozen Other form	1,300	3,387	2.61			
<b>Total for Monkfish (Stargazer)</b>	<b>3,035</b>	<b>10,045</b>		<b>280</b>	<b>1,081</b>	
<b>Oreo Dory, Other</b>						
Finfish, Frozen Other form	15,309	33,304	2.18	3,000	6,020	2.01
<b>Total for Oreo Dory, Other</b>	<b>15,309</b>	<b>33,304</b>		<b>3,000</b>	<b>6,020</b>	
<b>Other frozen fillets</b>						
Finfish, Frozen Fillets	7,860	31,320	3.98			
<b>Total for Other frozen fillets</b>	<b>7,860</b>	<b>31,320</b>				
<b>Other frozen finfish</b>						
Finfish, Frozen Whole	8,140	17,517	2.15	4,070	8,772	2.16
<b>Total for Other frozen finfish</b>	<b>8,140</b>	<b>17,517</b>		<b>4,070</b>	<b>8,772</b>	
<b>Southern Blue Whiting</b>						
Finfish, Frozen Other form	26,460	43,425	1.64			

NETT	Jan 2015 - Dec 2015			Month-to-Date: December - 2015		
	Weight (kg)	FOB* Value (\$NZ)	Unit Value	Weight (kg)	FOB* Value (\$NZ)	Unit Value
<b>Bulgaria</b>						
Total for Southern Blue Whiting	26,460	43,425				
<b>Squid</b>						
Squid, Frozen Whole	52,264	84,135	1.61			
Total for Squid	52,264	84,135				
<b>Warehou, Blue</b>						
Finfish, Frozen Other form	5,952	17,389	2.92			
Total for Warehou, Blue	5,952	17,389				
<b>Warehou, Other</b>						
Finfish, Frozen Other form	26	79	3.04			
Total for Warehou, Other	26	79				
<b>Warehou, Silver</b>						
Finfish, Frozen Fillets	330	1,343	4.07			
Finfish, Frozen Other form	1,073	2,910	2.71			
Total for Warehou, Silver	1,403	4,253				
<b>Total for Bulgaria</b>	<b>189,458</b>	<b>435,772</b>		<b>24,398</b>	<b>66,133</b>	

NETT	Jan 2015 - Dec 2015			Month-to-Date: December - 2015		
	Weight (kg)	FOB* Value (\$NZ)	Unit Value	Weight (kg)	FOB* Value (\$NZ)	Unit Value
<b>Cambodia</b>						
<b>Paua</b>						
Other Molluscs, Processed Cans or Jars	4,896	266,905	54.51	1,530	86,716	56.68
<b>Total for Paua</b>	4,896	266,905		1,530	86,716	
<b>Total for Cambodia</b>	4,896	266,905		1,530	86,716	

NETT	Jan 2015 - Dec 2015			Month-to-Date: December - 2015		
	Weight (kg)	FOB* Value (\$NZ)	Unit Value	Weight (kg)	FOB* Value (\$NZ)	Unit Value
<b>Cameroon</b>						
<b>Barracouta</b>						
Finfish, Frozen Whole	71,240	88,221	1.24			
<b>Total for Barracouta</b>	<b>71,240</b>	<b>88,221</b>				
<b>Mackerel, Jack</b>						
Finfish, Frozen Whole	6,887,946	10,578,419	1.54			
<b>Total for Mackerel, Jack</b>	<b>6,887,946</b>	<b>10,578,419</b>				
<b>Other frozen finfish</b>						
Finfish, Frozen Whole	348,760	414,080	1.19	78,620	97,124	1.24
<b>Total for Other frozen finfish</b>	<b>348,760</b>	<b>414,080</b>		<b>78,620</b>	<b>97,124</b>	
<b>Total for Cameroon</b>	<b>7,307,946</b>	<b>11,080,720</b>		<b>78,620</b>	<b>97,124</b>	

NETT	Jan 2015 - Dec 2015			Month-to-Date: December - 2015		
	Weight (kg)	FOB* Value (\$NZ)	Unit Value	Weight (kg)	FOB* Value (\$NZ)	Unit Value
<b>Canada</b>						
<b>Antarctic Toothfish</b>						
Finfish, Frozen Headed and Guttled	3,690	124,509	33.74			
Finfish, Frozen Other form	26,893	877,605	32.63			
<b>Total for Antarctic Toothfish</b>	<b>30,583</b>	<b>1,002,114</b>				
<b>Bluenose</b>						
Finfish, Chilled Whole	524	9,146	17.45	319	5,712	17.91
<b>Total for Bluenose</b>	<b>524</b>	<b>9,146</b>		<b>319</b>	<b>5,712</b>	
<b>Cod</b>						
Finfish, Chilled Other form	80	1,183	14.79			
<b>Total for Cod</b>	<b>80</b>	<b>1,183</b>				
<b>Cod, Blue</b>						
Finfish, Chilled Fillets	25	620	24.80			
<b>Total for Cod, Blue</b>	<b>25</b>	<b>620</b>				
<b>Cod, Red</b>						
Finfish, Frozen Fillets	23,410	162,164	6.93			
<b>Total for Cod, Red</b>	<b>23,410</b>	<b>162,164</b>				
<b>Crustn, Molluscs extract</b>						
Other Crustacea, Processed Extracts	18,378	3,371,494	183.45			
<b>Total for Crustn, Molluscs extract</b>	<b>18,378</b>	<b>3,371,494</b>				
<b>Eels</b>						
Finfish, Chilled Live	13,602	227,423	16.72	195	2,476	12.70
Finfish, Chilled Other form	150	2,621	17.47			
<b>Total for Eels</b>	<b>13,752</b>	<b>230,044</b>		<b>195</b>	<b>2,476</b>	
<b>Fish Flours,meals,pellets</b>						
Finfish, Processed Flours,meals,pellets	1,400	74,729	53.38			
<b>Total for Fish Flours,meals,pellets</b>	<b>1,400</b>	<b>74,729</b>				
<b>Fish meal fit for human</b>						
Finfish, Processed Other	185	20,757	112.20			
<b>Total for Fish meal fit for human</b>	<b>185</b>	<b>20,757</b>				
<b>Fish prod unfit for human</b>						
Finfish, Processed Other	45,340	66,483	1.47			
<b>Total for Fish prod unfit for human</b>	<b>45,340</b>	<b>66,483</b>				
<b>Flounder</b>						
Finfish, Chilled Whole	48	702	14.63			
<b>Total for Flounder</b>	<b>48</b>	<b>702</b>				
<b>Groper</b>						
Finfish, Chilled Whole	304	5,124	16.86	30	494	16.47
<b>Total for Groper</b>	<b>304</b>	<b>5,124</b>		<b>30</b>	<b>494</b>	

NETT	Jan 2015 - Dec 2015			Month-to-Date: December - 2015		
	Weight (kg)	FOB* Value (\$NZ)	Unit Value	Weight (kg)	FOB* Value (\$NZ)	Unit Value
<b>Canada</b>						
<b>Gurnard</b>						
Finfish, Chilled Fillets	18	289	16.06	10	163	16.30
Finfish, Chilled Whole	822	11,706	14.24	122	1,739	14.25
<b>Total for Gurnard</b>	<b>840</b>	<b>11,995</b>		<b>132</b>	<b>1,902</b>	
<b>Hake</b>						
Finfish, Chilled Other form	180	1,973	10.96			
<b>Total for Hake</b>	<b>180</b>	<b>1,973</b>				
<b>Hoki</b>						
Finfish, Chilled Fillets	10	123	12.30			
Finfish, Frozen Fillets	4,050	32,241	7.96			
Finfish, Frozen Other form	4,990	39,893	7.99			
<b>Total for Hoki</b>	<b>9,050</b>	<b>72,257</b>				
<b>John Dory</b>						
Finfish, Chilled Fillets	34	564	16.59			
Finfish, Chilled Whole	1,191	18,722	15.72	278	3,996	14.37
<b>Total for John Dory</b>	<b>1,225</b>	<b>19,286</b>		<b>278</b>	<b>3,996</b>	
<b>Kingfish, Yellowtail</b>						
Finfish, Chilled Whole	859	13,514	15.73	11	167	15.18
<b>Total for Kingfish, Yellowtail</b>	<b>859</b>	<b>13,514</b>		<b>11</b>	<b>167</b>	
<b>Ling</b>						
Finfish, Chilled Fillets	325	4,356	13.40			
Finfish, Frozen Fillets	22,095	304,337	13.77	6,000	83,481	13.91
Finfish, Frozen Other form	14,750	93,530	6.34	4,950	63,472	12.82
<b>Total for Ling</b>	<b>37,170</b>	<b>402,223</b>		<b>10,950</b>	<b>146,953</b>	
<b>Mackerel, Jack</b>						
Finfish, Frozen Whole	40	37	0.93			
<b>Total for Mackerel, Jack</b>	<b>40</b>	<b>37</b>				
<b>Monkfish (Stargazer)</b>						
Finfish, Chilled Fillets	30	541	18.03	20	340	17.00
Finfish, Chilled Headed and Guttled	22	289	13.14			
Finfish, Chilled Other form	169	1,917	11.34			
Finfish, Chilled Whole	72	903	12.54			
<b>Total for Monkfish (Stargazer)</b>	<b>293</b>	<b>3,650</b>		<b>20</b>	<b>340</b>	
<b>Mussels</b>						
Mussels, Freeze-dried pwd	1,040	156,078	150.08			
Mussels, HS Frozen	1,038,714	8,315,213	8.01	50,738	428,909	8.45
Mussels, Meat Frozen	14,210	141,679	9.97			
<b>Total for Mussels</b>	<b>1,053,964</b>	<b>8,612,970</b>		<b>50,738</b>	<b>428,909</b>	
<b>Orange Roughy</b>						
Finfish, Chilled Fillets	61	1,539	25.23	10	259	25.90

NETT	Jan 2015 - Dec 2015			Month-to-Date: December - 2015		
	Weight (kg)	FOB* Value (\$NZ)	Unit Value	Weight (kg)	FOB* Value (\$NZ)	Unit Value
<b>Canada</b>						
Finfish, Frozen Fillets	80,760	1,664,898	20.62	5,500	116,437	21.17
<b>Total for Orange Roughy</b>	<b>80,821</b>	<b>1,666,437</b>		<b>5,510</b>	<b>116,696</b>	
<b>Other chilled fillets</b>						
Finfish, Chilled Fillets	20	170	8.50	20	170	8.50
<b>Total for Other chilled fillets</b>	<b>20</b>	<b>170</b>		<b>20</b>	<b>170</b>	
<b>Other chilled finfish</b>						
Finfish, Chilled Headed and Guttled	151	2,152	14.25			
Finfish, Chilled Other form	212	2,450	11.56			
Finfish, Chilled Whole	756	11,973	15.84	221	3,439	15.56
<b>Total for Other chilled finfish</b>	<b>1,119</b>	<b>16,575</b>		<b>221</b>	<b>3,439</b>	
<b>Other Crustacea</b>						
Other Crustacea, Frozen Other form	75	7,057	94.09			
<b>Total for Other Crustacea</b>	<b>75</b>	<b>7,057</b>				
<b>Other Flatfish</b>						
Finfish, Chilled Fillets	40	472	11.80	10	122	12.20
<b>Total for Other Flatfish</b>	<b>40</b>	<b>472</b>		<b>10</b>	<b>122</b>	
<b>Other invertebrate</b>						
Other, Dried, Salted or in Brine	4	341	85.25			
<b>Total for Other invertebrate</b>	<b>4</b>	<b>341</b>				
<b>Other Molluscs</b>						
Other Molluscs, Live	1,370	12,994	9.48	230	2,093	9.10
Other Molluscs, Chilled	310	4,625	14.92			
<b>Total for Other Molluscs</b>	<b>1,680</b>	<b>17,619</b>		<b>230</b>	<b>2,093</b>	
<b>Oysters, Pacific</b>						
Oysters, Live	18,419	190,218	10.33			
<b>Total for Oysters, Pacific</b>	<b>18,419</b>	<b>190,218</b>				
<b>Patagonian Toothfish</b>						
Finfish, Frozen Other form	16,296	664,360	40.77			
<b>Total for Patagonian Toothfish</b>	<b>16,296</b>	<b>664,360</b>				
<b>Paua</b>						
Other Molluscs, Chilled	210	15,459	73.61	70	4,996	71.37
Other Molluscs, Frozen	398	19,892	49.98			
Other Molluscs, Processed Cans or Jars	294	18,001	61.23			
<b>Total for Paua</b>	<b>902</b>	<b>53,352</b>		<b>70</b>	<b>4,996</b>	
<b>Rays &amp; Skates</b>						
Finfish, Chilled Other form	31	373	12.03			
Finfish, Frozen Fillets	30	368	12.27			
<b>Total for Rays &amp; Skates</b>	<b>61</b>	<b>741</b>				
<b>Rock Lobster</b>						

NETT	Jan 2015 - Dec 2015			Month-to-Date: December - 2015		
	Weight (kg)	FOB* Value (\$NZ)	Unit Value	Weight (kg)	FOB* Value (\$NZ)	Unit Value
<b>Canada</b>						
Rock Lobster, Frozen Tails	12	281	23.42			
<b>Total for Rock Lobster</b>	<b>12</b>	<b>281</b>				
<b>Salmon</b>						
Finfish, Chilled Fillets	173	2,818	16.29			
Finfish, Frozen Fillets	84,291	2,530,982	30.03	15,787	488,452	30.94
<b>Total for Salmon</b>	<b>84,464</b>	<b>2,533,800</b>		<b>15,787</b>	<b>488,452</b>	
<b>Salmon, Pacific</b>						
Finfish, Chilled Other form	466	8,366	17.95	166	3,012	18.14
Finfish, Chilled Whole	36	725	20.14			
Finfish, Frozen Whole	58	994	17.14			
<b>Total for Salmon, Pacific</b>	<b>560</b>	<b>10,085</b>		<b>166</b>	<b>3,012</b>	
<b>Sea Perch</b>						
Finfish, Frozen Whole	17,860	62,746	3.51			
<b>Total for Sea Perch</b>	<b>17,860</b>	<b>62,746</b>				
<b>Shrimps &amp; Prawns cold-water</b>						
Other Crustacea, Frozen	10	484	48.40			
<b>Total for Shrimps &amp; Prawns cold-wat</b>	<b>10</b>	<b>484</b>				
<b>Snapper</b>						
Finfish, Chilled Whole	5,967	89,673	15.03	1,067	15,478	14.51
Finfish, Frozen Whole	20	136	6.80			
<b>Total for Snapper</b>	<b>5,987</b>	<b>89,809</b>		<b>1,067</b>	<b>15,478</b>	
<b>Sole, Lemon</b>						
Finfish, Frozen Other form	140	748	5.34			
<b>Total for Sole, Lemon</b>	<b>140</b>	<b>748</b>				
<b>Sole, New Zealand</b>						
Finfish, Chilled Fillets	10	88	8.80			
Finfish, Frozen Other form	70	311	4.44			
<b>Total for Sole, New Zealand</b>	<b>80</b>	<b>399</b>				
<b>Squid</b>						
Squid, Frz Heads&Tentacles	106,679	724,873	6.79			
<b>Total for Squid</b>	<b>106,679</b>	<b>724,873</b>				
<b>Tarakihi</b>						
Finfish, Chilled Fillets	5	106	21.20			
Finfish, Chilled Whole	530	6,558	12.37	12	177	14.75
<b>Total for Tarakihi</b>	<b>535</b>	<b>6,664</b>		<b>12</b>	<b>177</b>	
<b>Trevally</b>						
Finfish, Chilled Whole	359	4,963	13.82	9	122	13.56
Finfish, Frozen Whole	5,020	14,602	2.91			
<b>Total for Trevally</b>	<b>5,379</b>	<b>19,565</b>		<b>9</b>	<b>122</b>	



NETT	Jan 2015 - Dec 2015			Month-to-Date: December - 2015		
	Weight (kg)	FOB* Value (\$NZ)	Unit Value	Weight (kg)	FOB* Value (\$NZ)	Unit Value
<b>Canada</b>						
<b>Tuna, Bigeye</b>						
Finfish, Chilled Whole	27	473	17.52	27	473	17.52
<b>Total for Tuna, Bigeye</b>	<b>27</b>	<b>473</b>		<b>27</b>	<b>473</b>	
<b>Total for Canada</b>	<b>1,578,820</b>	<b>20,149,734</b>		<b>85,802</b>	<b>1,226,179</b>	

NETT	Jan 2015 - Dec 2015			Month-to-Date: December - 2015		
	Weight (kg)	FOB* Value (\$NZ)	Unit Value	Weight (kg)	FOB* Value (\$NZ)	Unit Value
<b>Chile</b>						
<b>Mussels</b>						
Mussels, Freeze-dried pwd	700	41,415	59.16			
Mussels, Powder in capsule	331	43,488	131.38			
<b>Total for Mussels</b>	<b>1,031</b>	<b>84,903</b>				
<b>Total for Chile</b>	<b>1,031</b>	<b>84,903</b>				

NETT	Jan 2015 - Dec 2015			Month-to-Date: December - 2015		
	Weight (kg)	FOB* Value (\$NZ)	Unit Value	Weight (kg)	FOB* Value (\$NZ)	Unit Value
<b>China, Peoples Republic Of</b>						
<b>Alfonsino</b>						
Finfish, Frozen Headed and Guttled	124,169	959,926	7.73			
Finfish, Frozen Other form	283,405	2,544,043	8.98	46,119	442,858	9.60
Finfish, Frozen Whole	82,029	511,296	6.23			
<b>Total for Alfonsino</b>	<b>489,603</b>	<b>4,015,265</b>		<b>46,119</b>	<b>442,858</b>	
<b>Antarctic Toothfish</b>						
Finfish, Frozen Headed and Guttled	10,638	375,300	35.28			
Finfish, Frozen Other form	590	32,997	55.93			
<b>Total for Antarctic Toothfish</b>	<b>11,228</b>	<b>408,297</b>				
<b>Barracouta</b>						
Finfish, Frozen Headed and Guttled	2,299,021	3,245,247	1.41	79,607	150,737	1.89
Finfish, Frozen Other form	335,195	429,573	1.28	13,540	21,308	1.57
Finfish, Frozen Whole	506,171	789,720	1.56	60,713	120,849	1.99
<b>Total for Barracouta</b>	<b>3,140,387</b>	<b>4,464,540</b>		<b>153,860</b>	<b>292,894</b>	
<b>Cardinal Fish</b>						
Finfish, Frozen Headed and Guttled	8,080	27,855	3.45			
Finfish, Frozen Other form	53,501	226,742	4.24			
<b>Total for Cardinal Fish</b>	<b>61,581</b>	<b>254,597</b>				
<b>Cod</b>						
Finfish, Frozen Other form	730	8,016	10.98			
<b>Total for Cod</b>	<b>730</b>	<b>8,016</b>				
<b>Cod, Blue</b>						
Finfish, Frozen Fillets	6,263	80,462	12.85	5,990	76,320	12.74
Finfish, Frozen Whole	550	6,875	12.50			
<b>Total for Cod, Blue</b>	<b>6,813</b>	<b>87,337</b>		<b>5,990</b>	<b>76,320</b>	
<b>Cod, Red</b>						
Finfish, Frozen Headed and Guttled	5,855	14,135	2.41			
Finfish, Frozen Other form	3,939	5,670	1.44			
<b>Total for Cod, Red</b>	<b>9,794</b>	<b>19,805</b>				
<b>Crustn, Molluscs extract</b>						
Other Crustacea, Processed Extracts	802	43,194	53.86			
<b>Total for Crustn, Molluscs extract</b>	<b>802</b>	<b>43,194</b>				
<b>Eels</b>						
Finfish, Chilled Live	158,176	2,169,693	13.72	9,577	137,912	14.40
Finfish, Frozen Headed and Guttled	320	3,409	10.65			
Finfish, Frozen Other form	544	10,384	19.09			
Finfish, Frozen Whole	96	1,178	12.27			
<b>Total for Eels</b>	<b>159,136</b>	<b>2,184,664</b>		<b>9,577</b>	<b>137,912</b>	
<b>Finfish, minced blocks</b>						
Finfish, Frozen Other form	72,945	117,541	1.61	19,500	34,343	1.76

NETT	Jan 2015 - Dec 2015			Month-to-Date: December - 2015		
	Weight (kg)	FOB* Value (\$NZ)	Unit Value	Weight (kg)	FOB* Value (\$NZ)	Unit Value
<b>China, Peoples Republic Of</b>						
Total for Finfish, minced blocks	72,945	117,541		19,500	34,343	
<b>Finfish, other fish meat</b>						
Finfish, Processed Other	15,485	61,558	3.98			
Total for Finfish, other fish meat	15,485	61,558				
<b>Fish prod unfit for human</b>						
Finfish, Processed Flours,meals,pellets	10,888,968	29,716,719	2.73	556,410	1,472,999	2.65
Finfish, Processed Other	16,640	49,560	2.98			
Total for Fish prod unfit for human	10,905,608	29,766,279		556,410	1,472,999	
<b>Gemfish</b>						
Finfish, Frozen Other form	11,881	29,936	2.52			
Total for Gemfish	11,881	29,936				
<b>Ghostshark</b>						
Finfish, Frozen Other form	5,081	3,986	0.78			
Total for Ghostshark	5,081	3,986				
<b>Gurnard</b>						
Finfish, Frozen Whole	9,082	21,494	2.37	7,980	18,597	2.33
Total for Gurnard	9,082	21,494		7,980	18,597	
<b>Hake</b>						
Finfish, Frozen Fillets	4,634	63,398	13.68			
Finfish, Frozen Headed and Guttled	51,052	302,551	5.93			
Finfish, Frozen Other form	79,155	444,857	5.62	32,407	182,155	5.62
Total for Hake	134,841	810,806		32,407	182,155	
<b>Hoki</b>						
Finfish, Frozen Fillet Blocks	425,903	1,730,810	4.06	40,500	167,802	4.14
Finfish, Frozen Fillets	330,511	1,091,034	3.30			
Finfish, Frozen Headed and Guttled	20,810,150	46,322,502	2.23	1,570,156	2,628,524	1.67
Finfish, Frozen Other form	2,063,907	4,902,094	2.38	215,648	431,451	2.00
Finfish, Frozen Whole	334,540	979,303	2.93			
Total for Hoki	23,965,011	55,025,743		1,826,304	3,227,777	
<b>Leatherjacket</b>						
Finfish, Frozen Headed and Guttled	7,380	25,407	3.44			
Finfish, Frozen Other form	710	4,428	6.24			
Finfish, Frozen Whole	139,001	445,617	3.21	13,440	44,944	3.34
Total for Leatherjacket	147,091	475,452		13,440	44,944	
<b>Ling</b>						
Finfish, Frozen Fillets	132,418	1,994,170	15.06			
Finfish, Frozen Headed and Guttled	11,357	106,759	9.40			
Finfish, Frozen Other form	97,676	450,339	4.61	50,024	325,376	6.50
Finfish, Frozen Whole	1,150	5,576	4.85			
Total for Ling	242,601	2,556,844		50,024	325,376	

NETT	Jan 2015 - Dec 2015			Month-to-Date: December - 2015		
	Weight (kg)	FOB* Value (\$NZ)	Unit Value	Weight (kg)	FOB* Value (\$NZ)	Unit Value

## China, Peoples Republic Of

### Livers and Roe

Finfish, Chilled Whole	52	888	17.08			
Finfish, Frozen Whole	70,340	214,028	3.04			
<b>Total for Livers and Roe</b>	<b>70,392</b>	<b>214,916</b>				

### Mackerel, Blue

Finfish, Frozen Whole	100,430	62,146	0.62			
<b>Total for Mackerel, Blue</b>	<b>100,430</b>	<b>62,146</b>				

### Mackerel, Jack

Finfish, Frozen Headed and Guttled	1,470,357	3,764,474	2.56			
Finfish, Frozen Other form	4,896,123	11,144,183	2.28	249,325	611,130	2.45
Finfish, Frozen Whole	295,537	793,679	2.69	19,000	47,645	2.51
<b>Total for Mackerel, Jack</b>	<b>6,662,017</b>	<b>15,702,336</b>		<b>268,325</b>	<b>658,775</b>	

### Monkfish (Stargazer)

Finfish, Frozen Fillets	1,570	1,207	0.77			
Finfish, Frozen Headed and Guttled	6,446	27,219	4.22			
Finfish, Frozen Other form	45,716	202,876	4.44			
<b>Total for Monkfish (Stargazer)</b>	<b>53,732</b>	<b>231,302</b>				

### Mussels

Mussels, Freeze-dried pwd	586	66,613	113.67	180	12,430	69.06
Mussels, HS Frozen	1,705,586	14,013,947	8.22	198,312	1,731,883	8.73
Mussels, Live	81,517	617,571	7.58	10,001	85,887	8.59
Mussels, Meat Frozen	25,248	251,385	9.96			
Mussels, Smoked	965	23,641	24.50			
Mussels, Whole Chilled	20	143	7.15			
Mussels, Whole Frozen	278,061	1,827,647	6.57	69,000	629,203	9.12
Mussels, Processed	300	1,732	5.77			
Mussels, Processed Packed	156,504	754,566	4.82	23,299	113,578	4.87
<b>Total for Mussels</b>	<b>2,248,787</b>	<b>17,557,245</b>		<b>300,792</b>	<b>2,572,981</b>	

### Norway Lobster

Other Crustacea, Frozen	6,126	312,798	51.06			
<b>Total for Norway Lobster</b>	<b>6,126</b>	<b>312,798</b>				

### Orange Roughy

Finfish, Frozen Fillets	56,206	574,286	10.22			
Finfish, Frozen Headed and Guttled	34,710	108,049	3.11	34,710	108,049	3.11
Finfish, Frozen Other form	512,922	1,631,596	3.18	73,177	222,887	3.05
Finfish, Frozen Whole	2,420,834	24,305,054	10.04	567,849	6,600,518	11.62
<b>Total for Orange Roughy</b>	<b>3,024,672</b>	<b>26,618,985</b>		<b>675,736</b>	<b>6,931,454</b>	

### Oreo Dory, Black

Finfish, Frozen Headed and Guttled	171,630	436,043	2.54			
Finfish, Frozen Other form	592,314	1,928,178	3.26	52,707	197,557	3.75
<b>Total for Oreo Dory, Black</b>	<b>763,944</b>	<b>2,364,221</b>		<b>52,707</b>	<b>197,557</b>	

NETT	Jan 2015 - Dec 2015			Month-to-Date: December - 2015		
	Weight (kg)	FOB* Value (\$NZ)	Unit Value	Weight (kg)	FOB* Value (\$NZ)	Unit Value
<b>China, Peoples Republic Of</b>						
<b>Oreo Dory, Other</b>						
Finfish, Frozen Headed and Guttled	706,338	2,403,419	3.40	150,018	466,998	3.11
Finfish, Frozen Other form	945,919	2,750,693	2.91	68,107	198,680	2.92
Finfish, Frozen Whole	44	483	10.98			
<b>Total for Oreo Dory, Other</b>	<b>1,652,301</b>	<b>5,154,595</b>		<b>218,125</b>	<b>665,678</b>	
<b>Other</b>						
Finfish, Chilled Other form	361	5,008	13.87			
<b>Total for Other</b>	<b>361</b>	<b>5,008</b>				
<b>Other chilled fillets</b>						
Finfish, Chilled Fillets	840	4,239	5.05	840	4,239	5.05
<b>Total for Other chilled fillets</b>	<b>840</b>	<b>4,239</b>		<b>840</b>	<b>4,239</b>	
<b>Other chilled finfish</b>						
Finfish, Chilled Other form	136,137	1,408,129	10.34	136,040	1,406,721	10.34
Finfish, Chilled Whole	1,885	17,620	9.35			
<b>Total for Other chilled finfish</b>	<b>138,022</b>	<b>1,425,749</b>		<b>136,040</b>	<b>1,406,721</b>	
<b>Other Crustacea</b>						
Other Crustacea, Frozen	131,284	6,036,805	45.98	19,422	709,676	36.54
<b>Total for Other Crustacea</b>	<b>131,284</b>	<b>6,036,805</b>		<b>19,422</b>	<b>709,676</b>	
<b>Other Flatfish</b>						
Finfish, Frozen Whole	450	1,820	4.04			
<b>Total for Other Flatfish</b>	<b>450</b>	<b>1,820</b>				
<b>Other frozen fillets</b>						
Finfish, Frozen Fillets	58,520	532,101	9.09			
<b>Total for Other frozen fillets</b>	<b>58,520</b>	<b>532,101</b>				
<b>Other frozen finfish</b>						
Finfish, Frozen Headed and Guttled	343,104	931,439	2.71			
Finfish, Frozen Other form	333,572	1,170,105	3.51	1,900	4,134	2.18
Finfish, Frozen Whole	404,518	1,577,382	3.90	1,875	8,114	4.33
<b>Total for Other frozen finfish</b>	<b>1,081,194</b>	<b>3,678,926</b>		<b>3,775</b>	<b>12,248</b>	
<b>Other Molluscs</b>						
Other Molluscs, Live	4,237	30,383	7.17	240	1,906	7.94
Other Molluscs, Chilled	30	843	28.10			
<b>Total for Other Molluscs</b>	<b>4,267</b>	<b>31,226</b>		<b>240</b>	<b>1,906</b>	
<b>Oysters, Dredge</b>						
Oysters, Live	628	10,812	17.22			
<b>Total for Oysters, Dredge</b>	<b>628</b>	<b>10,812</b>				
<b>Oysters, Pacific</b>						
Oysters, Live	72,067	1,129,477	15.67	5,278	99,771	18.90
Oysters, Chilled	18,444	381,628	20.69			

NETT	Jan 2015 - Dec 2015			Month-to-Date: December - 2015		
	Weight (kg)	FOB* Value (\$NZ)	Unit Value	Weight (kg)	FOB* Value (\$NZ)	Unit Value
<b>China, Peoples Republic Of</b>						
Oysters, Frozen	17,537	225,584	12.86	303	2,424	8.00
<b>Total for Oysters, Pacific</b>	<b>108,048</b>	<b>1,736,689</b>		<b>5,581</b>	<b>102,195</b>	
<b>Patagonian Toothfish</b>						
Finfish, Frozen Headed and Guttled	16,906	640,511	37.89			
Finfish, Frozen Other form	54,591	2,313,845	42.39	21,075	871,050	41.33
<b>Total for Patagonian Toothfish</b>	<b>71,497</b>	<b>2,954,356</b>		<b>21,075</b>	<b>871,050</b>	
<b>Paua</b>						
Other Molluscs, Live	239	13,942	58.33			
Other Molluscs, Chilled	6,485	356,311	54.94	664	36,333	54.72
Other Molluscs, Frozen	8,120	526,979	64.90	2,671	148,803	55.71
Other Molluscs, Processed Cans or Jars	1,609	76,204	47.36			
Other Molluscs, Processed Smoked, Dried, S	1,020	66,759	65.45			
<b>Total for Paua</b>	<b>17,473</b>	<b>1,040,195</b>		<b>3,335</b>	<b>185,136</b>	
<b>Rays &amp; Skates</b>						
Finfish, Frozen Other form	26,102	96,806	3.71	26,102	96,806	3.71
<b>Total for Rays &amp; Skates</b>	<b>26,102</b>	<b>96,806</b>		<b>26,102</b>	<b>96,806</b>	
<b>Rock Lobster</b>						
Rock Lobster, Chilled Live	2,484,762	288,782,296	116.22	200,281	22,258,349	111.14
Rock Lobster, Frozen Whole	28,020	1,641,063	58.57	1,830	110,268	60.26
<b>Total for Rock Lobster</b>	<b>2,512,782</b>	<b>290,423,359</b>		<b>202,111</b>	<b>22,368,617</b>	
<b>Salmon</b>						
Finfish, Chilled Fillets	5,768	107,421	18.62			
Finfish, Processed Smoked	347	13,100	37.75			
<b>Total for Salmon</b>	<b>6,115</b>	<b>120,521</b>				
<b>Salmon, Pacific</b>						
Finfish, Chilled Other form	13,801	268,827	19.48	2,444	45,487	18.61
Finfish, Chilled Whole	26,609	494,462	18.58	1,835	37,887	20.65
Finfish, Frozen Headed and Guttled	8,000	102,155	12.77	8,000	102,155	12.77
Finfish, Frozen Other form	251	4,301	17.14			
Finfish, Frozen Whole	3,000	39,027	13.01	3,000	39,027	13.01
<b>Total for Salmon, Pacific</b>	<b>51,661</b>	<b>908,772</b>		<b>15,279</b>	<b>224,556</b>	
<b>Scallops</b>						
Other Molluscs, Frozen	60	319	5.32			
Other Molluscs, Smoked, Dried, Salted or in	960	6,491	6.76			
<b>Total for Scallops</b>	<b>1,020</b>	<b>6,810</b>				
<b>School shark</b>						
Finfish, Frozen Fillets	490	2,271	4.63			
<b>Total for School shark</b>	<b>490</b>	<b>2,271</b>				
<b>Sea Perch</b>						
Finfish, Frozen Headed and Guttled	10,679	57,367	5.37			
Finfish, Frozen Whole	438,004	1,170,539	2.67	21,408	47,319	2.21

NETT	Jan 2015 - Dec 2015			Month-to-Date: December - 2015		
	Weight (kg)	FOB* Value (\$NZ)	Unit Value	Weight (kg)	FOB* Value (\$NZ)	Unit Value
<b>China, Peoples Republic Of</b>						
Total for Sea Perch	448,683	1,227,906		21,408	47,319	
<b>Sea Urchin/Kina</b>						
Other, Frozen	463	46,723	100.91			
Total for Sea Urchin/Kina	463	46,723				
<b>Shrimps &amp; Prawns cold-water</b>						
Other Crustacea, Frozen	80,794	3,369,231	41.70	30,102	1,232,042	40.93
Total for Shrimps & Prawns cold-wat	80,794	3,369,231		30,102	1,232,042	
<b>Shrimps &amp; Prawns other</b>						
Other Crustacea, Frozen	85,047	2,724,626	32.04			
Total for Shrimps & Prawns other	85,047	2,724,626				
<b>Snapper</b>						
Finfish, Frozen Whole	1,504	11,778	7.83			
Total for Snapper	1,504	11,778				
<b>Sole</b>						
Finfish, Frozen Other form	200	2,040	10.20			
Total for Sole	200	2,040				
<b>Sole, Lemon</b>						
Finfish, Frozen Whole	10	26	2.60			
Total for Sole, Lemon	10	26				
<b>Sole, New Zealand</b>						
Finfish, Frozen Headed and Guttled	100	518	5.18			
Finfish, Frozen Whole	22,851	86,032	3.76	990	4,950	5.00
Total for Sole, New Zealand	22,951	86,550		990	4,950	
<b>Southern Blue Whiting</b>						
Finfish, Frozen Fillets	18,720	21,621	1.15			
Finfish, Frozen Headed and Guttled	3,336,985	3,472,812	1.04	209,340	317,770	1.52
Finfish, Frozen Other form	4,888,302	7,185,641	1.47	1,967,495	2,740,854	1.39
Finfish, Frozen Whole	18,720	21,621	1.15			
Total for Southern Blue Whiting	8,262,727	10,701,695		2,176,835	3,058,624	
<b>Spiny Dogfish</b>						
Finfish, Frozen Headed and Guttled	9,920	8,859	0.89			
Total for Spiny Dogfish	9,920	8,859				
<b>Squid</b>						
Squid, Frozen HG	188,868	506,843	2.68			
Squid, Frozen Other Form	232,684	903,112	3.88			
Squid, Frozen Whole	4,162,293	9,059,230	2.18			
Squid, Frz Heads&Tentacles	171,885	587,482	3.42			
Total for Squid	4,755,730	11,056,667				
<b>Tarakihi</b>						



NETT	Jan 2015 - Dec 2015			Month-to-Date: December - 2015		
	Weight (kg)	FOB* Value (\$NZ)	Unit Value	Weight (kg)	FOB* Value (\$NZ)	Unit Value
<b>China, Peoples Republic Of</b>						
Finfish, Frozen Whole	135,383	340,125	2.51			
<b>Total for Tarakihi</b>	<b>135,383</b>	<b>340,125</b>				
<b>Tilapias</b>						
Finfish, Frozen Headed and Guttled	4,152	9,485	2.28			
<b>Total for Tilapias</b>	<b>4,152</b>	<b>9,485</b>				
<b>Toothfish, Other</b>						
Finfish, Frozen Other form	13,149	37,709	2.87			
<b>Total for Toothfish, Other</b>	<b>13,149</b>	<b>37,709</b>				
<b>Tuatua</b>						
Other Molluscs, Chilled	1,980	21,902	11.06			
<b>Total for Tuatua</b>	<b>1,980</b>	<b>21,902</b>				
<b>Tuna, Albacore/Longfinned</b>						
Finfish, Chilled Whole	100	1,546	15.46			
Finfish, Frozen Other form	301	11,298	37.53			
<b>Total for Tuna, Albacore/Longfinned</b>	<b>401</b>	<b>12,844</b>				
<b>Tuna, Skipjack</b>						
Finfish, Frozen Whole	261	272	1.04			
<b>Total for Tuna, Skipjack</b>	<b>261</b>	<b>272</b>				
<b>Tuna, Southern Bluefin</b>						
Finfish, Chilled Other form	91	4,522	49.69			
Finfish, Chilled Whole	543	26,008	47.90			
<b>Total for Tuna, Southern Bluefin</b>	<b>634</b>	<b>30,530</b>				
<b>Warehou, Blue</b>						
Finfish, Frozen Other form	146,014	334,937	2.29	47,040	95,869	2.04
<b>Total for Warehou, Blue</b>	<b>146,014</b>	<b>334,937</b>		<b>47,040</b>	<b>95,869</b>	
<b>Warehou, Other</b>						
Finfish, Frozen Headed and Guttled	146,481	1,085,180	7.41	16,875	129,541	7.68
Finfish, Frozen Other form	166,757	1,067,326	6.40	6,289	41,964	6.67
<b>Total for Warehou, Other</b>	<b>313,238</b>	<b>2,152,506</b>		<b>23,164</b>	<b>171,505</b>	
<b>Warehou, Silver</b>						
Finfish, Frozen Headed and Guttled	371,586	1,209,197	3.25	48,541	153,758	3.17
Finfish, Frozen Other form	1,389,847	4,629,325	3.33	312,237	879,106	2.82
Finfish, Frozen Whole	6	18	3.00			
<b>Total for Warehou, Silver</b>	<b>1,761,439</b>	<b>5,838,540</b>		<b>360,778</b>	<b>1,032,864</b>	
<b>Total for China, Peoples Republic Of</b>	<b>74,227,535</b>	<b>515,605,314</b>		<b>7,331,413</b>	<b>48,908,943</b>	

NETT	Jan 2015 - Dec 2015			Month-to-Date: December - 2015		
	Weight (kg)	FOB* Value (\$NZ)	Unit Value	Weight (kg)	FOB* Value (\$NZ)	Unit Value
<b>Colombia</b>						
<b>Ling</b>						
Finfish, Frozen Fillets	44,000	468,600	10.65	12,000	132,014	11.00
<b>Total for Ling</b>	44,000	468,600		12,000	132,014	
<b>Mussels</b>						
Mussels, HS Frozen	63,536	521,890	8.21	8,001	69,739	8.72
<b>Total for Mussels</b>	63,536	521,890		8,001	69,739	
<b>Total for Colombia</b>	107,536	990,490		20,001	201,753	

NETT	Jan 2015 - Dec 2015			Month-to-Date: December - 2015		
	Weight (kg)	FOB* Value (\$NZ)	Unit Value	Weight (kg)	FOB* Value (\$NZ)	Unit Value
<b>Congo</b>						
<b>Mackerel, Jack</b>						
Finfish, Frozen Whole	2,988,240	4,923,283	1.65	187,040	289,328	1.55
<b>Total for Mackerel, Jack</b>	<b>2,988,240</b>	<b>4,923,283</b>		<b>187,040</b>	<b>289,328</b>	
<b>Tuna, Skipjack</b>						
Finfish, Frozen Headed and Guttled	405,000	594,225	1.47	405,000	594,225	1.47
<b>Total for Tuna, Skipjack</b>	<b>405,000</b>	<b>594,225</b>		<b>405,000</b>	<b>594,225</b>	
<b>Total for Congo</b>	<b>3,393,240</b>	<b>5,517,508</b>		<b>592,040</b>	<b>883,553</b>	

NETT	Jan 2015 - Dec 2015			Month-to-Date: December - 2015		
	Weight (kg)	FOB* Value (\$NZ)	Unit Value	Weight (kg)	FOB* Value (\$NZ)	Unit Value
<b>Cook Islands</b>						
<b>Anchovies</b>						
Finfish, Processed Cans or Jars, Whole or in p	117	3,910	33.42			
<b>Total for Anchovies</b>	<b>117</b>	<b>3,910</b>				
<b>Crab</b>						
Other Crustacea, Frozen	1,497	13,827	9.24	220	3,173	14.42
<b>Total for Crab</b>	<b>1,497</b>	<b>13,827</b>		<b>220</b>	<b>3,173</b>	
<b>Crustaceans</b>						
Other Crustacea, Processed	198	1,941	9.80	15	159	10.60
<b>Total for Crustaceans</b>	<b>198</b>	<b>1,941</b>		<b>15</b>	<b>159</b>	
<b>Cuttle fish</b>						
Other Molluscs, Dried, Salted or in Brine	165	1,720	10.42	140	1,504	10.74
<b>Total for Cuttle fish</b>	<b>165</b>	<b>1,720</b>		<b>140</b>	<b>1,504</b>	
<b>Fillet Salted or in Brine</b>						
Finfish, Processed Salted or in Brine	4	273	68.25			
<b>Total for Fillet Salted or in Brine</b>	<b>4</b>	<b>273</b>				
<b>Finfish, other fish meat</b>						
Finfish, Processed Other	618	6,241	10.10			
<b>Total for Finfish, other fish meat</b>	<b>618</b>	<b>6,241</b>				
<b>Fish cakes</b>						
Finfish, Processed Other	114	718	6.30			
<b>Total for Fish cakes</b>	<b>114</b>	<b>718</b>				
<b>Fish fingers</b>						
Finfish, Processed Other	634	5,709	9.00	140	1,365	9.75
<b>Total for Fish fingers</b>	<b>634</b>	<b>5,709</b>		<b>140</b>	<b>1,365</b>	
<b>Fish prod unfit for human</b>						
Finfish, Processed Other	16,810	33,234	1.98			
<b>Total for Fish prod unfit for human</b>	<b>16,810</b>	<b>33,234</b>				
<b>Flounder</b>						
Finfish, Frozen Whole	733	6,996	9.54	190	1,637	8.62
<b>Total for Flounder</b>	<b>733</b>	<b>6,996</b>		<b>190</b>	<b>1,637</b>	
<b>Hoki</b>						
Finfish, Frozen Fillets	2,822	15,993	5.67	60	233	3.88
<b>Total for Hoki</b>	<b>2,822</b>	<b>15,993</b>		<b>60</b>	<b>233</b>	
<b>John Dory</b>						
Finfish, Frozen Fillets	100	1,450	14.50			
<b>Total for John Dory</b>	<b>100</b>	<b>1,450</b>				
<b>Juices of meat</b>						

NETT	Jan 2015 - Dec 2015			Month-to-Date: December - 2015		
	Weight (kg)	FOB* Value (\$NZ)	Unit Value	Weight (kg)	FOB* Value (\$NZ)	Unit Value
<b>Cook Islands</b>						
Other,	9	109	12.11			
<b>Total for Juices of meat</b>	<b>9</b>	<b>109</b>				
<b>Mackerel</b>						
Finfish, Processed Cans or Jars, Whole or in p	10,077	71,575	7.10			
Finfish, Processed Packed	4,000	10,852	2.71			
<b>Total for Mackerel</b>	<b>14,077</b>	<b>82,427</b>				
<b>Mussels</b>						
Mussels, Crumbed, Battered	110	1,264	11.49			
Mussels, HS Frozen	1,692	15,997	9.45	672	6,465	9.62
Mussels, Live	1,895	10,793	5.70	150	714	4.76
Mussels, Meat Frozen	1,242	14,082	11.34	390	4,358	11.17
Mussels, Smoked	32	1,130	35.31	32	1,130	35.31
Mussels, Whole Chilled	210	777	3.70	30	111	3.70
Mussels, Whole Frozen	728	7,566	10.39	40	293	7.33
Mussels, Chilled	203	2,198	10.83			
Mussels, Processed	100	589	5.89			
Mussels, Processed Packed	1,228	11,816	9.62	50	480	9.60
<b>Total for Mussels</b>	<b>7,440</b>	<b>66,212</b>		<b>1,364</b>	<b>13,551</b>	
<b>Octopus</b>						
Other Molluscs, Frozen Whole	426	4,284	10.06			
<b>Total for Octopus</b>	<b>426</b>	<b>4,284</b>				
<b>Orange Roughy</b>						
Finfish, Frozen Fillets	100	2,022	20.22			
<b>Total for Orange Roughy</b>	<b>100</b>	<b>2,022</b>				
<b>Other chilled fillets</b>						
Finfish, Chilled Fillets	25	1,676	67.04			
<b>Total for Other chilled fillets</b>	<b>25</b>	<b>1,676</b>				
<b>Other Crustacea</b>						
Other Crustacea, Processed Packed	521	5,177	9.94			
<b>Total for Other Crustacea</b>	<b>521</b>	<b>5,177</b>				
<b>Other frozen finfish</b>						
Finfish, Frozen Whole	14,025	43,236	3.08			
<b>Total for Other frozen finfish</b>	<b>14,025</b>	<b>43,236</b>				
<b>Other Molluscs</b>						
Other Molluscs, Frozen	210	2,208	10.51			
Other Molluscs, Processed	50	366	7.32			
Other Molluscs, Processed Packed	30	220	7.33			
<b>Total for Other Molluscs</b>	<b>290</b>	<b>2,794</b>				
<b>Other preparations</b>						
Other, Processed Other	8,083	57,803	7.15	881	7,179	8.15

NETT	Jan 2015 - Dec 2015			Month-to-Date: December - 2015		
	Weight (kg)	FOB* Value (\$NZ)	Unit Value	Weight (kg)	FOB* Value (\$NZ)	Unit Value
<b>Cook Islands</b>						
Total for Other preparations	8,083	57,803		881	7,179	
<b>Other species can, jar</b>						
Other, Processed Cans or Jars, Whole or in pi	42	613	14.60			
Total for Other species can, jar	42	613				
<b>Oysters, Pacific</b>						
Oysters, Frozen	2,126	29,194	13.73			
Total for Oysters, Pacific	2,126	29,194				
<b>Pastes</b>						
Other, Processed Other	14	201	14.36	6	90	15.00
Total for Pastes	14	201		6	90	
<b>Rock Lobster</b>						
Rock Lobster, Frozen Whole	705	20,052	28.44	39	1,881	48.23
Total for Rock Lobster	705	20,052		39	1,881	
<b>Salmon</b>						
Finfish, Chilled Fillets	22	295	13.41			
Finfish, Frozen Fillets	1,082	20,288	18.75			
Finfish, Processed Cans or Jars, Whole or in p	2,894	29,382	10.15	175	1,802	10.30
Finfish, Processed Smoked	464	19,092	41.15	60	4,027	67.12
Total for Salmon	4,462	69,057		235	5,829	
<b>Salmon, Pacific</b>						
Finfish, Chilled Other form	16	492	30.75			
Total for Salmon, Pacific	16	492				
<b>Sardines</b>						
Finfish, Processed Cans or Jars, Whole or in p	369	6,431	17.43			
Total for Sardines	369	6,431				
<b>Scallops</b>						
Other Molluscs, Frozen	5,617	108,843	19.38	800	15,135	18.92
Other Molluscs, Smoked, Dried, Salted or in	50	1,025	20.50			
Total for Scallops	5,667	109,868		800	15,135	
<b>Shrimps &amp; Prawns</b>						
Other Crustacea, Processed	80	2,060	25.75			
Total for Shrimps & Prawns	80	2,060				
<b>Shrimps &amp; Prawns cold-water</b>						
Other Crustacea, Frozen	5,881	116,674	19.84	851	17,520	20.59
Total for Shrimps & Prawns cold-wat	5,881	116,674		851	17,520	
<b>Shrimps &amp; Prawns other</b>						
Other Crustacea, Frozen	12,113	229,791	18.97	543	12,645	23.29
Other Crustacea, Frozen Other form	100	2,100	21.00			

NETT	Jan 2015 - Dec 2015			Month-to-Date: December - 2015		
	Weight (kg)	FOB* Value (\$NZ)	Unit Value	Weight (kg)	FOB* Value (\$NZ)	Unit Value
<b>Cook Islands</b>						
Total for Shrimps & Prawns other	12,213	231,891		543	12,645	
<b>Snapper</b>						
Finfish, Frozen Whole	289	3,690	12.77	39	483	12.38
Total for Snapper	289	3,690		39	483	
<b>Squid</b>						
Squid, Chilled Other Form	300	2,548	8.49			
Squid, Chilled Whole/HG	2,425	10,235	4.22	300	1,328	4.43
Squid, Frozen Other Form	280	2,528	9.03	50	606	12.12
Squid, Frozen Tubes/Steaks	3,136	19,661	6.27	211	2,904	13.76
Squid, Frozen Whole	1,000	3,250	3.25			
Squid, Processed	200	2,734	13.67			
Squid, Processed Packed	1,272	10,627	8.35	12	583	48.58
Total for Squid	8,613	51,583		573	5,421	
<b>Surimi, Other species</b>						
Finfish, Surimi Other	3,124	16,795	5.38	700	3,758	5.37
Total for Surimi, Other species	3,124	16,795		700	3,758	
<b>Trevally</b>						
Finfish, Frozen Fillets	500	2,360	4.72			
Total for Trevally	500	2,360				
<b>Tunas &amp; Atlantic Bonito</b>						
Finfish, Processed Cans or Jars, Whole or in p	14,017	149,572	10.67	1,069	10,858	10.16
Total for Tunas & Atlantic Bonito	14,017	149,572		1,069	10,858	
<b>Whitebait</b>						
Finfish, Frozen Whole	50	1,261	25.22			
Total for Whitebait	50	1,261				
<b>Total for Cook Islands</b>	<b>126,976</b>	<b>1,169,546</b>		<b>7,865</b>	<b>102,421</b>	

NETT	Jan 2015 - Dec 2015			Month-to-Date: December - 2015		
	Weight (kg)	FOB* Value (\$NZ)	Unit Value	Weight (kg)	FOB* Value (\$NZ)	Unit Value
<b>Croatia</b>						
<b>Other dried finfish</b>						
Other, Processed Dried	330	19,713	59.74			
<b>Total for Other dried finfish</b>	<b>330</b>	<b>19,713</b>				
<b>Squid</b>						
Squid, Frozen Whole	1,413,692	2,169,617	1.53			
<b>Total for Squid</b>	<b>1,413,692</b>	<b>2,169,617</b>				
<b>Total for Croatia</b>	<b>1,414,022</b>	<b>2,189,330</b>				



NETT	Jan 2015 - Dec 2015			Month-to-Date: December - 2015		
	Weight (kg)	FOB* Value (\$NZ)	Unit Value	Weight (kg)	FOB* Value (\$NZ)	Unit Value
<b>Cyprus</b>						
<b>Cod, Blue</b>						
Finfish, Frozen Headed and Guttled	59	71	1.20			
<b>Total for Cod, Blue</b>	<b>59</b>	<b>71</b>				
<b>Groper</b>						
Finfish, Frozen Headed and Guttled	69	71	1.03			
<b>Total for Groper</b>	<b>69</b>	<b>71</b>				
<b>Hoki</b>						
Finfish, Frozen Fillets	127,772	771,304	6.04	3,000	19,340	6.45
<b>Total for Hoki</b>	<b>127,772</b>	<b>771,304</b>		<b>3,000</b>	<b>19,340</b>	
<b>Ling</b>						
Finfish, Frozen Other form	26	180	6.92			
<b>Total for Ling</b>	<b>26</b>	<b>180</b>				
<b>Mussels</b>						
Mussels, HS Frozen	103,190	742,380	7.19	4,901	39,768	8.11
<b>Total for Mussels</b>	<b>103,190</b>	<b>742,380</b>		<b>4,901</b>	<b>39,768</b>	
<b>Other Fish Packed</b>						
Other, Processed Cans or Jars, Whole or in pi	193,988	1,334,174	6.88	15,120	109,722	7.26
<b>Total for Other Fish Packed</b>	<b>193,988</b>	<b>1,334,174</b>		<b>15,120</b>	<b>109,722</b>	
<b>Rays &amp; Skates</b>						
Finfish, Frozen Other form	600	2,258	3.76			
<b>Total for Rays &amp; Skates</b>	<b>600</b>	<b>2,258</b>				
<b>Snapper</b>						
Finfish, Chilled Whole	17,534	202,245	11.53	1,471	16,913	11.50
<b>Total for Snapper</b>	<b>17,534</b>	<b>202,245</b>		<b>1,471</b>	<b>16,913</b>	
<b>Squid</b>						
Squid, Frozen Tubes/Steaks	25	71	2.84			
Squid, Frozen Whole	5,000	15,605	3.12			
Squid, Frz Heads&Tentacles	50	71	1.42			
Squid, Processed Packed	25	71	2.84			
<b>Total for Squid</b>	<b>5,100</b>	<b>15,818</b>				
<b>Total for Cyprus</b>	<b>448,338</b>	<b>3,068,501</b>		<b>24,492</b>	<b>185,743</b>	

NETT	Jan 2015 - Dec 2015			Month-to-Date: December - 2015		
	Weight (kg)	FOB* Value (\$NZ)	Unit Value	Weight (kg)	FOB* Value (\$NZ)	Unit Value
<b>Denmark</b>						
<b>Hake</b>						
Finfish, Frozen Fillets	4,440	25,823	5.82			
Finfish, Frozen Other form	18,864	124,445	6.60			
<b>Total for Hake</b>	<b>23,304</b>	<b>150,268</b>				
<b>Hoki</b>						
Finfish, Frozen Fillets	18,768	127,391	6.79			
<b>Total for Hoki</b>	<b>18,768</b>	<b>127,391</b>				
<b>Livers and Roe</b>						
Finfish, Frozen Whole	232,241	375,004	1.61			
<b>Total for Livers and Roe</b>	<b>232,241</b>	<b>375,004</b>				
<b>Mussels</b>						
Mussels, Freeze-dried pwd	5,576	482,217	86.48			
Mussels, HS Frozen	227,460	1,697,732	7.46			
<b>Total for Mussels</b>	<b>233,036</b>	<b>2,179,949</b>				
<b>Orange Roughy</b>						
Finfish, Frozen Fillets	6,000	123,303	20.55			
Finfish, Frozen Headed and Guttled	6,269	63,976	10.21			
<b>Total for Orange Roughy</b>	<b>12,269</b>	<b>187,279</b>				
<b>Other Molluscs</b>						
Other Molluscs, Frozen	1,348	107,836	80.00			
<b>Total for Other Molluscs</b>	<b>1,348</b>	<b>107,836</b>				
<b>Oysters, Pacific</b>						
Oysters, Frozen	4,500	36,245	8.05			
<b>Total for Oysters, Pacific</b>	<b>4,500</b>	<b>36,245</b>				
<b>Rays &amp; Skates</b>						
Finfish, Frozen Fillets	4,100	19,273	4.70			
<b>Total for Rays &amp; Skates</b>	<b>4,100</b>	<b>19,273</b>				
<b>Snapper</b>						
Finfish, Frozen Whole	49,189	448,562	9.12			
<b>Total for Snapper</b>	<b>49,189</b>	<b>448,562</b>				
<b>Total for Denmark</b>	<b>578,755</b>	<b>3,631,807</b>				

NETT	Jan 2015 - Dec 2015			Month-to-Date: December - 2015		
	Weight (kg)	FOB* Value (\$NZ)	Unit Value	Weight (kg)	FOB* Value (\$NZ)	Unit Value
<b>Dominican Republic</b>						
<b>Barracouta</b>						
Finfish, Frozen Headed and Guttled	12,920	24,754	1.92			
Finfish, Frozen Whole	13,980	25,872	1.85			
<b>Total for Barracouta</b>	<b>26,900</b>	<b>50,626</b>				
<b>Mussels</b>						
Mussels, HS Frozen	234,653	1,885,285	8.03	20,400	168,708	8.27
<b>Total for Mussels</b>	<b>234,653</b>	<b>1,885,285</b>		<b>20,400</b>	<b>168,708</b>	
<b>Total for Dominican Republic</b>	<b>261,553</b>	<b>1,935,911</b>		<b>20,400</b>	<b>168,708</b>	

NETT	Jan 2015 - Dec 2015			Month-to-Date: December - 2015		
	Weight (kg)	FOB* Value (\$NZ)	Unit Value	Weight (kg)	FOB* Value (\$NZ)	Unit Value
<b>Egypt</b>						
<b>Mussels</b>						
Mussels, HS Frozen	6,048	49,067	8.11			
Mussels, Whole Frozen	3,410	13,411	3.93			
<b>Total for Mussels</b>	<b>9,458</b>	<b>62,478</b>				
<b>Total for Egypt</b>	<b>9,458</b>	<b>62,478</b>				

NETT	Jan 2015 - Dec 2015			Month-to-Date: December - 2015		
	Weight (kg)	FOB* Value (\$NZ)	Unit Value	Weight (kg)	FOB* Value (\$NZ)	Unit Value
<b>Equatorial Guinea</b>						
<b>Kahawai</b>						
Finfish, Frozen Whole	188,840	321,469	1.70	81,000	147,734	1.82
<b>Total for Kahawai</b>	188,840	321,469		81,000	147,734	
<b>Mackerel, Jack</b>						
Finfish, Frozen Whole	169,000	261,446	1.55			
<b>Total for Mackerel, Jack</b>	169,000	261,446				
<b>Total for Equatorial Guinea</b>	357,840	582,915		81,000	147,734	

NETT	Jan 2015 - Dec 2015			Month-to-Date: December - 2015		
	Weight (kg)	FOB* Value (\$NZ)	Unit Value	Weight (kg)	FOB* Value (\$NZ)	Unit Value
<b>Estonia</b>						
<b>Barracouta</b>						
Finfish, Frozen Headed and Guttled	1,500	10,627	7.08	1,500	10,627	7.08
<b>Total for Barracouta</b>	<b>1,500</b>	<b>10,627</b>		<b>1,500</b>	<b>10,627</b>	
<b>Finfish, minced blocks</b>						
Finfish, Frozen Other form	213,233	384,601	1.80	18,225	38,780	2.13
<b>Total for Finfish, minced blocks</b>	<b>213,233</b>	<b>384,601</b>		<b>18,225</b>	<b>38,780</b>	
<b>Hoki</b>						
Finfish, Frozen Fillets	19,125	40,903	2.14			
<b>Total for Hoki</b>	<b>19,125</b>	<b>40,903</b>				
<b>Mussels</b>						
Mussels, HS Frozen	600	4,185	6.98			
<b>Total for Mussels</b>	<b>600</b>	<b>4,185</b>				
<b>Total for Estonia</b>	<b>234,458</b>	<b>440,316</b>		<b>19,725</b>	<b>49,407</b>	

NETT	Jan 2015 - Dec 2015			Month-to-Date: December - 2015		
	Weight (kg)	FOB* Value (\$NZ)	Unit Value	Weight (kg)	FOB* Value (\$NZ)	Unit Value
<b>Fiji</b>						
<b>Anchovies</b>						
Finfish, Processed Cans or Jars, Whole or in p	124	1,538	12.40			
<b>Total for Anchovies</b>	<b>124</b>	<b>1,538</b>				
<b>Barracouta</b>						
Finfish, Frozen Fillets	2,000	4,950	2.48			
<b>Total for Barracouta</b>	<b>2,000</b>	<b>4,950</b>				
<b>Bluenose</b>						
Finfish, Chilled Fillets	7	361	51.57			
<b>Total for Bluenose</b>	<b>7</b>	<b>361</b>				
<b>Catfish</b>						
Finfish, Chilled Fillets	150	885	5.90			
Finfish, Frozen Fillets	10,055	44,335	4.41			
<b>Total for Catfish</b>	<b>10,205</b>	<b>45,220</b>				
<b>Cod, Blue</b>						
Finfish, Frozen Other form	15	297	19.80			
<b>Total for Cod, Blue</b>	<b>15</b>	<b>297</b>				
<b>Crab</b>						
Other Crustacea, Frozen	925	20,334	21.98			
Other Crustacea, Processed	1,172	17,994	15.35	200	677	3.39
Other Crustacea, Frozen Other form	160	4,288	26.80			
<b>Total for Crab</b>	<b>2,257</b>	<b>42,616</b>		<b>200</b>	<b>677</b>	
<b>Eels</b>						
Finfish, Frozen Whole	0	34				
<b>Total for Eels</b>	<b>0</b>	<b>34</b>				
<b>Fish cakes</b>						
Finfish, Processed Other	9,812	38,487	3.92	1,132	3,806	3.36
<b>Total for Fish cakes</b>	<b>9,812</b>	<b>38,487</b>		<b>1,132</b>	<b>3,806</b>	
<b>Fish meal fit for human</b>						
Finfish, Processed Other	15,388	83,040	5.40			
<b>Total for Fish meal fit for human</b>	<b>15,388</b>	<b>83,040</b>				
<b>Fish prod unfit for human</b>						
Finfish, Processed Other	22,560	48,891	2.17	22,560	48,891	2.17
<b>Total for Fish prod unfit for human</b>	<b>22,560</b>	<b>48,891</b>		<b>22,560</b>	<b>48,891</b>	
<b>Groper</b>						
Finfish, Chilled Fillets	5	246	49.20			
<b>Total for Groper</b>	<b>5</b>	<b>246</b>				
<b>Hoki</b>						
Finfish, Chilled Fillets	2	34	17.00			

NETT	Jan 2015 - Dec 2015			Month-to-Date: December - 2015		
	Weight (kg)	FOB* Value (\$NZ)	Unit Value	Weight (kg)	FOB* Value (\$NZ)	Unit Value
<b>Fiji</b>						
Total for Hoki	2	34				
<b>John Dory</b>						
Finfish, Chilled Fillets	3	122	40.67			
Finfish, Chilled Headed and Guttled	300	4,185	13.95			
Total for John Dory	303	4,307				
<b>Kingfish, Yellowtail</b>						
Finfish, Chilled Fillets	74	2,673	36.12			
Total for Kingfish, Yellowtail	74	2,673				
<b>Livers and Roe</b>						
Finfish, Chilled Whole	2	140	70.00			
Total for Livers and Roe	2	140				
<b>Mackerel</b>						
Finfish, Processed Cans or Jars, Whole or in p	1	82	82.00			
Total for Mackerel	1	82				
<b>Mackerel, Blue</b>						
Finfish, Frozen Headed and Guttled	402,200	605,604	1.51	47,060	70,339	1.49
Finfish, Frozen Whole	695,014	1,062,803	1.53			
Total for Mackerel, Blue	1,097,214	1,668,407		47,060	70,339	
<b>Mackerel, Jack</b>						
Finfish, Frozen Headed and Guttled	1,080	1,977	1.83	1,080	1,977	1.83
Finfish, Frozen Whole	34,200	31,556	0.92			
Total for Mackerel, Jack	35,280	33,533		1,080	1,977	
<b>Moki</b>						
Finfish, Frozen Whole	20	1,320	66.00			
Total for Moki	20	1,320				
<b>Mussels</b>						
Mussels, HS Frozen	32,606	294,485	9.03	9,240	82,075	8.88
Mussels, Meat Frozen	2,064	20,928	10.14	540	5,858	10.85
Mussels, Whole Frozen	75	281	3.75			
Mussels, Processed Packed	145	1,991	13.73			
Total for Mussels	34,890	317,685		9,780	87,933	
<b>Octopus</b>						
Other Molluscs, Frozen Whole	50	467	9.34			
Total for Octopus	50	467				
<b>Other chilled fillets</b>						
Finfish, Chilled Fillets	15	280	18.67			
Total for Other chilled fillets	15	280				
<b>Other Crustacea</b>						
Other Crustacea, Frozen	1,850	10,128	5.47			



NETT	Jan 2015 - Dec 2015			Month-to-Date: December - 2015		
	Weight (kg)	FOB* Value (\$NZ)	Unit Value	Weight (kg)	FOB* Value (\$NZ)	Unit Value
<b>Fiji</b>						
Other Crustacea, Processed Packed	100	1,360	13.60			
<b>Total for Other Crustacea</b>	<b>1,950</b>	<b>11,488</b>				
<b>Other dried finfish</b>						
Other, Processed Dried	4	100	25.00			
<b>Total for Other dried finfish</b>	<b>4</b>	<b>100</b>				
<b>Other Fish Packed</b>						
Other, Processed Cans or Jars, Whole or in pi	280	1,824	6.51	25	174	6.96
<b>Total for Other Fish Packed</b>	<b>280</b>	<b>1,824</b>		<b>25</b>	<b>174</b>	
<b>Other Flatfish</b>						
Finfish, Frozen Whole	12	171	14.25			
<b>Total for Other Flatfish</b>	<b>12</b>	<b>171</b>				
<b>Other frozen fillets</b>						
Finfish, Frozen Fillets	82	2,986	36.41			
<b>Total for Other frozen fillets</b>	<b>82</b>	<b>2,986</b>				
<b>Other frozen finfish</b>						
Finfish, Frozen Headed and Guttled	16,940	35,462	2.09			
Finfish, Frozen Other form	5,920	5,263	0.89	2,320	1,771	0.76
Finfish, Frozen Whole	1,032	1,307	1.27	1,032	1,307	1.27
<b>Total for Other frozen finfish</b>	<b>23,892</b>	<b>42,032</b>		<b>3,352</b>	<b>3,078</b>	
<b>Other preparations</b>						
Other, Processed Other	505	3,336	6.61	25	132	5.28
<b>Total for Other preparations</b>	<b>505</b>	<b>3,336</b>		<b>25</b>	<b>132</b>	
<b>Other salmonidea</b>						
Finfish, Chilled Other form	77	1,926	25.01			
<b>Total for Other salmonidea</b>	<b>77</b>	<b>1,926</b>				
<b>Oysters, Dredge</b>						
Oysters, Frozen	210	4,000	19.05			
<b>Total for Oysters, Dredge</b>	<b>210</b>	<b>4,000</b>				
<b>Oysters, Pacific</b>						
Oysters, Live	3	84	28.00			
Oysters, Chilled	860	8,012	9.32	320	3,104	9.70
Oysters, Frozen	120	1,064	8.87			
<b>Total for Oysters, Pacific</b>	<b>983</b>	<b>9,160</b>		<b>320</b>	<b>3,104</b>	
<b>Paua</b>						
Other Molluscs, Frozen	1	111	111.00			
<b>Total for Paua</b>	<b>1</b>	<b>111</b>				
<b>Prepared dinners</b>						
Other, Processed Other	223	13,755	61.68	43	2,479	57.65

NETT	Jan 2015 - Dec 2015			Month-to-Date: December - 2015		
	Weight (kg)	FOB* Value (\$NZ)	Unit Value	Weight (kg)	FOB* Value (\$NZ)	Unit Value
<b>Fiji</b>						
Total for Prepared dinners	223	13,755		43	2,479	
<b>Rock Lobster</b>						
Rock Lobster, Frozen Other form	200	2,651	13.26			
Rock Lobster, Frozen Tails	2	378	189.00			
Rock Lobster, Frozen Whole	20	1,320	66.00			
<b>Total for Rock Lobster</b>	<b>222</b>	<b>4,349</b>				
<b>Salmon</b>						
Finfish, Chilled Fillets	167	4,167	24.95			
Finfish, Frozen Fillets	651	16,393	25.18	180	7,580	42.11
Finfish, Processed Smoked	209	13,425	64.23			
<b>Total for Salmon</b>	<b>1,027</b>	<b>33,985</b>		<b>180</b>	<b>7,580</b>	
<b>Salmon, Pacific</b>						
Finfish, Chilled Headed and Guttled	1,065	20,581	19.32	307	6,770	22.05
Finfish, Chilled Other form	53	1,081	20.40			
Finfish, Chilled Whole	1,455	29,709	20.42	257	4,896	19.05
Finfish, Frozen Headed and Guttled	2,757	48,109	17.45			
Finfish, Frozen Other form	0	18				
<b>Total for Salmon, Pacific</b>	<b>5,330</b>	<b>99,498</b>		<b>564</b>	<b>11,666</b>	
<b>Scallops</b>						
Other Molluscs, Frozen	2,496	43,204	17.31	100	1,769	17.69
<b>Total for Scallops</b>	<b>2,496</b>	<b>43,204</b>		<b>100</b>	<b>1,769</b>	
<b>Shrimps &amp; Prawns</b>						
Other Crustacea, Processed	778	13,505	17.36	520	9,277	17.84
Other Crustacea, Processed Cans or Jars	500	6,409	12.82			
<b>Total for Shrimps &amp; Prawns</b>	<b>1,278</b>	<b>19,914</b>		<b>520</b>	<b>9,277</b>	
<b>Shrimps &amp; Prawns cold-water</b>						
Other Crustacea, Processed Whole Cooked	60	830	13.83			
<b>Total for Shrimps &amp; Prawns cold-wat</b>	<b>60</b>	<b>830</b>				
<b>Shrimps &amp; Prawns other</b>						
Other Crustacea, Frozen	6,132	45,402	7.40	1,865	5,314	2.85
<b>Total for Shrimps &amp; Prawns other</b>	<b>6,132</b>	<b>45,402</b>		<b>1,865</b>	<b>5,314</b>	
<b>Snapper</b>						
Finfish, Chilled Fillets	4	171	42.75			
Finfish, Frozen Whole	600	4,310	7.18			
<b>Total for Snapper</b>	<b>604</b>	<b>4,481</b>				
<b>Squid</b>						
Squid, Chilled Whole/HG	2	62	31.00			
Squid, Frozen Other Form	3,695	26,367	7.14	45	566	12.58
Squid, Frozen Tubes/Steaks	18,350	73,725	4.02			
Squid, Frozen Whole	18,002	25,567	1.42			
Squid, Frz Heads&Tentacles	100	372	3.72	100	372	3.72

NETT	Jan 2015 - Dec 2015			Month-to-Date: December - 2015		
	Weight (kg)	FOB* Value (\$NZ)	Unit Value	Weight (kg)	FOB* Value (\$NZ)	Unit Value
<b>Fiji</b>						
Squid, Processed	175	835	4.77	175	835	4.77
<b>Total for Squid</b>	<b>40,324</b>	<b>126,928</b>		<b>320</b>	<b>1,773</b>	
<b>Surimi, Other species</b>						
Finfish, Surimi Other	1,020	6,033	5.91			
<b>Total for Surimi, Other species</b>	<b>1,020</b>	<b>6,033</b>				
<b>Tuna, Albacore/Longfinned</b>						
Finfish, Frozen Whole	361,056	1,400,472	3.88			
<b>Total for Tuna, Albacore/Longfinned</b>	<b>361,056</b>	<b>1,400,472</b>				
<b>Tuna, Yellowfin</b>						
Finfish, Chilled Whole	6	251	41.83			
<b>Total for Tuna, Yellowfin</b>	<b>6</b>	<b>251</b>				
<b>Warehou, Blue</b>						
Finfish, Frozen Other form	54,924	104,596	1.90			
<b>Total for Warehou, Blue</b>	<b>54,924</b>	<b>104,596</b>				
<b>Whitebait</b>						
Finfish, Frozen Whole	50	990	19.80			
<b>Total for Whitebait</b>	<b>50</b>	<b>990</b>				
<b>Total for Fiji</b>	<b>1,732,972</b>	<b>4,276,430</b>		<b>89,126</b>	<b>259,969</b>	

NETT	Jan 2015 - Dec 2015			Month-to-Date: December - 2015		
	Weight (kg)	FOB* Value (\$NZ)	Unit Value	Weight (kg)	FOB* Value (\$NZ)	Unit Value
<b>France</b>						
<b>Finfish, minced blocks</b>						
Finfish, Frozen Other form	99,263	151,450	1.53			
<b>Total for Finfish, minced blocks</b>	<b>99,263</b>	<b>151,450</b>				
<b>Finfish, other fish meat</b>						
Finfish, Processed Other	815,625	3,130,831	3.84	40,500	166,307	4.11
<b>Total for Finfish, other fish meat</b>	<b>815,625</b>	<b>3,130,831</b>		<b>40,500</b>	<b>166,307</b>	
<b>Fish Flours,meals,pellets</b>						
Finfish, Processed Flours,meals,pellets	4,000	138,207	34.55			
<b>Total for Fish Flours,meals,pellets</b>	<b>4,000</b>	<b>138,207</b>				
<b>Hoki</b>						
Finfish, Frozen Fillet Blocks	2,995,525	12,533,996	4.18	100,125	422,821	4.22
Finfish, Frozen Fillets	1,620,853	10,430,231	6.44	37,485	192,667	5.14
Finfish, Frozen Other form	217,720	1,635,296	7.51	40,000	315,158	7.88
<b>Total for Hoki</b>	<b>4,834,098</b>	<b>24,599,523</b>		<b>177,610</b>	<b>930,646</b>	
<b>Kahawai</b>						
Finfish, Frozen Whole	5,640	10,448	1.85			
<b>Total for Kahawai</b>	<b>5,640</b>	<b>10,448</b>				
<b>Mackerel, Blue</b>						
Finfish, Frozen Whole	69,500	106,857	1.54	4,000	6,116	1.53
<b>Total for Mackerel, Blue</b>	<b>69,500</b>	<b>106,857</b>		<b>4,000</b>	<b>6,116</b>	
<b>Mackerel, Jack</b>						
Finfish, Frozen Whole	89,470	179,837	2.01	6,960	14,237	2.05
<b>Total for Mackerel, Jack</b>	<b>89,470</b>	<b>179,837</b>		<b>6,960</b>	<b>14,237</b>	
<b>Monkfish (Stargazer)</b>						
Finfish, Frozen Fillets	2,190	21,715	9.92			
<b>Total for Monkfish (Stargazer)</b>	<b>2,190</b>	<b>21,715</b>				
<b>Mussels</b>						
Mussels, Freeze-dried pwd	2,300	70,924	30.84	200	8,604	43.02
Mussels, HS Frozen	322,802	2,534,541	7.85	29,990	182,281	6.08
<b>Total for Mussels</b>	<b>325,102</b>	<b>2,605,465</b>		<b>30,190</b>	<b>190,885</b>	
<b>Orange Roughy</b>						
Finfish, Frozen Fillets	15,710	245,303	15.61			
<b>Total for Orange Roughy</b>	<b>15,710</b>	<b>245,303</b>				
<b>Oreo Dory, Smooth</b>						
Finfish, Frozen Fillets	6,040	57,122	9.46			
<b>Total for Oreo Dory, Smooth</b>	<b>6,040</b>	<b>57,122</b>				
<b>Other Molluscs</b>						
Other Molluscs, Smoked, Dried, Salted or in	150	16,064	107.09			

NETT	Jan 2015 - Dec 2015			Month-to-Date: December - 2015		
	Weight (kg)	FOB* Value (\$NZ)	Unit Value	Weight (kg)	FOB* Value (\$NZ)	Unit Value
<b>France</b>						
Total for Other Molluscs	150	16,064				
<b>Other preparations</b>						
Other, Processed Other	13	31	2.38			
Total for Other preparations	13	31				
<b>Rays &amp; Skates</b>						
Finfish, Frozen Fillets	5,960	30,946	5.19			
Finfish, Frozen Other form	103,875	468,154	4.51	19,000	85,453	4.50
Total for Rays & Skates	109,835	499,100		19,000	85,453	
<b>Surimi, Hoki</b>						
Finfish, Surimi Other	27,780	41,302	1.49			
Total for Surimi, Hoki	27,780	41,302				
<b>Trevally</b>						
Finfish, Frozen Whole	491,640	1,532,403	3.12	80,710	272,948	3.38
Total for Trevally	491,640	1,532,403		80,710	272,948	
<b>Tuna, Albacore/Longfinned</b>						
Finfish, Frozen Whole	40,155	137,197	3.42	15,502	82,279	5.31
Total for Tuna, Albacore/Longfinned	40,155	137,197		15,502	82,279	
Total for France	6,936,211	33,472,855		374,472	1,748,871	

NETT	Jan 2015 - Dec 2015			Month-to-Date: December - 2015		
	Weight (kg)	FOB* Value (\$NZ)	Unit Value	Weight (kg)	FOB* Value (\$NZ)	Unit Value
<b>French Polynesia</b>						
<b>Alfonsino</b>						
Finfish, Frozen Whole	532	3,040	5.71			
<b>Total for Alfonsino</b>	<b>532</b>	<b>3,040</b>				
<b>Catfish</b>						
Finfish, Frozen Fillets	16,770	69,759	4.16	930	4,425	4.76
<b>Total for Catfish</b>	<b>16,770</b>	<b>69,759</b>		<b>930</b>	<b>4,425</b>	
<b>Cod, Red</b>						
Finfish, Frozen Fillets	53	417	7.87			
<b>Total for Cod, Red</b>	<b>53</b>	<b>417</b>				
<b>Finfish, other fish meat</b>						
Finfish, Processed Other	5,400	46,710	8.65			
<b>Total for Finfish, other fish meat</b>	<b>5,400</b>	<b>46,710</b>				
<b>Fish fingers</b>						
Finfish, Processed Other	3,971	26,089	6.57	555	3,670	6.61
<b>Total for Fish fingers</b>	<b>3,971</b>	<b>26,089</b>		<b>555</b>	<b>3,670</b>	
<b>Flounder</b>						
Finfish, Chilled Whole	122	1,858	15.23	20	310	15.50
<b>Total for Flounder</b>	<b>122</b>	<b>1,858</b>		<b>20</b>	<b>310</b>	
<b>Gurnard</b>						
Finfish, Chilled Whole	1	3	3.00			
<b>Total for Gurnard</b>	<b>1</b>	<b>3</b>				
<b>Hoki</b>						
Finfish, Frozen Fillets	4,091	35,236	8.61	1,080	8,556	7.92
<b>Total for Hoki</b>	<b>4,091</b>	<b>35,236</b>		<b>1,080</b>	<b>8,556</b>	
<b>John Dory</b>						
Finfish, Chilled Whole	1	5	5.00			
Finfish, Frozen Fillets	75	1,125	15.00			
<b>Total for John Dory</b>	<b>76</b>	<b>1,130</b>				
<b>Mussels</b>						
Mussels, HS Frozen	28,076	182,225	6.49	2,400	20,646	8.60
Mussels, Live	17,969	69,961	3.89	12,489	50,299	4.03
Mussels, Meat Frozen	1,572	13,830	8.80			
Mussels, Whole Chilled	602	3,940	6.54	72	664	9.22
Mussels, Whole Frozen	62,888	232,152	3.69	18,810	61,090	3.25
Mussels, Dried, Salted or in Brine	4,422	129,754	29.34			
<b>Total for Mussels</b>	<b>115,529</b>	<b>631,862</b>		<b>33,771</b>	<b>132,699</b>	
<b>Octopus</b>						
Other Molluscs, Frozen Whole	4,328	40,648	9.39	180	1,916	10.64
<b>Total for Octopus</b>	<b>4,328</b>	<b>40,648</b>		<b>180</b>	<b>1,916</b>	

NETT	Jan 2015 - Dec 2015			Month-to-Date: December - 2015		
	Weight (kg)	FOB* Value (\$NZ)	Unit Value	Weight (kg)	FOB* Value (\$NZ)	Unit Value
<b>French Polynesia</b>						
<b>Other clams chilled</b>						
Other Molluscs, Chilled	1,042	7,648	7.34	360	2,707	7.52
<b>Total for Other clams chilled</b>	<b>1,042</b>	<b>7,648</b>		<b>360</b>	<b>2,707</b>	
<b>Other Crustacea</b>						
Other Crustacea, Frozen	80	1,120	14.00			
<b>Total for Other Crustacea</b>	<b>80</b>	<b>1,120</b>				
<b>Other Fish Packed</b>						
Other, Processed Cans or Jars, Whole or in pi	50	228	4.56			
<b>Total for Other Fish Packed</b>	<b>50</b>	<b>228</b>				
<b>Other frozen fillets</b>						
Finfish, Frozen Fillets	1,002	8,063	8.05			
<b>Total for Other frozen fillets</b>	<b>1,002</b>	<b>8,063</b>				
<b>Other Molluscs</b>						
Other Molluscs, Frozen	1,138	12,340	10.84	150	1,758	11.72
<b>Total for Other Molluscs</b>	<b>1,138</b>	<b>12,340</b>		<b>150</b>	<b>1,758</b>	
<b>Other preparations</b>						
Other, Processed Other	242	1,494	6.17			
<b>Total for Other preparations</b>	<b>242</b>	<b>1,494</b>				
<b>Other species can, jar</b>						
Other, Processed Cans or Jars, Whole or in pi	5,068	40,315	7.95	400	3,001	7.50
<b>Total for Other species can, jar</b>	<b>5,068</b>	<b>40,315</b>		<b>400</b>	<b>3,001</b>	
<b>Oysters, Dredge</b>						
Oysters, Live	900	8,140	9.04	900	8,140	9.04
Oysters, Chilled	5,935	62,668	10.56	5,935	62,668	10.56
Oysters, Frozen	1,500	14,700	9.80			
<b>Total for Oysters, Dredge</b>	<b>8,335</b>	<b>85,508</b>		<b>6,835</b>	<b>70,808</b>	
<b>Oysters, Pacific</b>						
Oysters, Live	5,531	67,835	12.26	3,554	43,995	12.38
Oysters, Chilled	2,520	28,931	11.48	2,480	28,519	11.50
Oysters, Frozen	104,746	1,093,021	10.43	23,850	227,827	9.55
Oysters, Smoked, Dried, Salted or in Brine	5,296	98,662	18.63	2,888	67,045	23.22
<b>Total for Oysters, Pacific</b>	<b>118,093</b>	<b>1,288,449</b>		<b>32,772</b>	<b>367,386</b>	
<b>Oysters, Rock</b>						
Oysters, Chilled	55	1,864	33.89			
<b>Total for Oysters, Rock</b>	<b>55</b>	<b>1,864</b>				
<b>Rock Lobster</b>						
Rock Lobster, Chilled Live	90	12,618	140.20	90	12,618	140.20
<b>Total for Rock Lobster</b>	<b>90</b>	<b>12,618</b>		<b>90</b>	<b>12,618</b>	

NETT	Jan 2015 - Dec 2015			Month-to-Date: December - 2015		
	Weight (kg)	FOB* Value (\$NZ)	Unit Value	Weight (kg)	FOB* Value (\$NZ)	Unit Value
<b>French Polynesia</b>						
<b>Salmon</b>						
Finfish, Chilled Fillets	1,850	50,482	27.29	106	2,349	22.16
Finfish, Frozen Fillets	168	5,204	30.98	168	5,204	30.98
Finfish, Processed Smoked	1,083	64,398	59.46	509	31,225	61.35
<b>Total for Salmon</b>	<b>3,101</b>	<b>120,084</b>		<b>783</b>	<b>38,778</b>	
<b>Salmon, Pacific</b>						
Finfish, Chilled Other form	11,284	227,115	20.13	1,979	50,327	25.43
Finfish, Chilled Whole	3,329	92,729	27.85	832	22,806	27.41
<b>Total for Salmon, Pacific</b>	<b>14,613</b>	<b>319,844</b>		<b>2,811</b>	<b>73,133</b>	
<b>Scallops</b>						
Other Molluscs, Frozen	2,269	50,681	22.34	165	4,081	24.73
<b>Total for Scallops</b>	<b>2,269</b>	<b>50,681</b>		<b>165</b>	<b>4,081</b>	
<b>Shrimps &amp; Prawns</b>						
Other Crustacea, Processed	536	9,785	18.26			
<b>Total for Shrimps &amp; Prawns</b>	<b>536</b>	<b>9,785</b>				
<b>Shrimps &amp; Prawns other</b>						
Other Crustacea, Frozen	460	12,908	28.06			
<b>Total for Shrimps &amp; Prawns other</b>	<b>460</b>	<b>12,908</b>				
<b>Snapper</b>						
Finfish, Chilled Whole	1	6	6.00			
Finfish, Frozen Whole	33	308	9.33			
<b>Total for Snapper</b>	<b>34</b>	<b>314</b>				
<b>Sole</b>						
Finfish, Frozen Whole	850	4,761	5.60	200	1,124	5.62
<b>Total for Sole</b>	<b>850</b>	<b>4,761</b>		<b>200</b>	<b>1,124</b>	
<b>Sole, New Zealand</b>						
Finfish, Frozen Whole	2,020	12,923	6.40	80	512	6.40
<b>Total for Sole, New Zealand</b>	<b>2,020</b>	<b>12,923</b>		<b>80</b>	<b>512</b>	
<b>Squid</b>						
Squid, Frozen Other Form	520	5,433	10.45			
Squid, Frozen Tubes/Steaks	5,887	34,997	5.94	542	3,645	6.73
Squid, Processed Packed	1,180	11,038	9.35	60	561	9.35
<b>Total for Squid</b>	<b>7,587</b>	<b>51,468</b>		<b>602</b>	<b>4,206</b>	
<b>Surimi, Other species</b>						
Finfish, Surimi Other	23,663	117,254	4.96	2,110	10,479	4.97
<b>Total for Surimi, Other species</b>	<b>23,663</b>	<b>117,254</b>		<b>2,110</b>	<b>10,479</b>	
<b>Tarakihi</b>						
Finfish, Chilled Whole	1	3	3.00			
<b>Total for Tarakihi</b>	<b>1</b>	<b>3</b>				



NETT	Jan 2015 - Dec 2015			Month-to-Date: December - 2015		
	Weight (kg)	FOB* Value (\$NZ)	Unit Value	Weight (kg)	FOB* Value (\$NZ)	Unit Value
<b>French Polynesia</b>						
Total for French Polynesia	341,202	3,016,424		83,894	742,167	

NETT	Jan 2015 - Dec 2015			Month-to-Date: December - 2015		
	Weight (kg)	FOB* Value (\$NZ)	Unit Value	Weight (kg)	FOB* Value (\$NZ)	Unit Value
<b>Gabon</b>						
<b>Mackerel, Jack</b>						
Finfish, Frozen Whole	159,060	261,854	1.65	78,080	142,804	1.83
<b>Total for Mackerel, Jack</b>	159,060	261,854		78,080	142,804	
<b>Total for Gabon</b>	159,060	261,854		78,080	142,804	

NETT	Jan 2015 - Dec 2015			Month-to-Date: December - 2015		
	Weight (kg)	FOB* Value (\$NZ)	Unit Value	Weight (kg)	FOB* Value (\$NZ)	Unit Value
<b>Georgia</b>						
<b>Mackerel, Blue</b>						
Finfish, Frozen Other form	12,180	26,780	2.20			
<b>Total for Mackerel, Blue</b>	<b>12,180</b>	<b>26,780</b>				
<b>Mackerel, Jack</b>						
Finfish, Frozen Headed and Guttled	50,000	107,966	2.16			
Finfish, Frozen Other form	326,782	682,990	2.09			
<b>Total for Mackerel, Jack</b>	<b>376,782</b>	<b>790,956</b>				
<b>Other frozen finfish</b>						
Finfish, Frozen Other form	34,376	71,262	2.07			
Finfish, Frozen Whole	124,740	146,008	1.17			
<b>Total for Other frozen finfish</b>	<b>159,116</b>	<b>217,270</b>				
<b>Total for Georgia</b>	<b>548,078</b>	<b>1,035,006</b>				

NETT	Jan 2015 - Dec 2015			Month-to-Date: December - 2015		
	Weight (kg)	FOB* Value (\$NZ)	Unit Value	Weight (kg)	FOB* Value (\$NZ)	Unit Value
<b>Germany</b>						
<b>Barracouta</b>						
Finfish, Frozen Headed and Guttled	3,492	25,242	7.23			
<b>Total for Barracouta</b>	<b>3,492</b>	<b>25,242</b>				
<b>Cod, Red</b>						
Finfish, Frozen Fillets	12,790	82,711	6.47			
<b>Total for Cod, Red</b>	<b>12,790</b>	<b>82,711</b>				
<b>Crustn, Molluscs extract</b>						
Other Crustacea, Processed Extracts	750	2,495,073	3326.76			
<b>Total for Crustn, Molluscs extract</b>	<b>750</b>	<b>2,495,073</b>				
<b>Eels</b>						
Finfish, Frozen Other form	25,360	121,038	4.77	1,264	15,332	12.13
Finfish, Frozen Whole	15,376	111,805	7.27			
<b>Total for Eels</b>	<b>40,736</b>	<b>232,843</b>		<b>1,264</b>	<b>15,332</b>	
<b>Finfish, minced blocks</b>						
Finfish, Frozen Other form	550,275	818,510	1.49	41,040	62,760	1.53
<b>Total for Finfish, minced blocks</b>	<b>550,275</b>	<b>818,510</b>		<b>41,040</b>	<b>62,760</b>	
<b>Fish Flours,meals,pellets</b>						
Finfish, Processed Flours,meals,pellets	116,400	1,116,418	9.59	2,400	116,148	48.40
<b>Total for Fish Flours,meals,pellets</b>	<b>116,400</b>	<b>1,116,418</b>		<b>2,400</b>	<b>116,148</b>	
<b>Fish meal fit for human</b>						
Finfish, Processed Other	85	3,713	43.68			
<b>Total for Fish meal fit for human</b>	<b>85</b>	<b>3,713</b>				
<b>Fish prod unfit for human</b>						
Finfish, Processed Flours,meals,pellets	6,000	259,027	43.17			
<b>Total for Fish prod unfit for human</b>	<b>6,000</b>	<b>259,027</b>				
<b>Groper</b>						
Finfish, Chilled Whole	184	2,356	12.80	35	466	13.31
<b>Total for Groper</b>	<b>184</b>	<b>2,356</b>		<b>35</b>	<b>466</b>	
<b>Gurnard</b>						
Finfish, Chilled Fillets	14	269	19.21			
Finfish, Chilled Whole	1,060	9,303	8.78	126	1,127	8.94
<b>Total for Gurnard</b>	<b>1,074</b>	<b>9,572</b>		<b>126</b>	<b>1,127</b>	
<b>Hake</b>						
Finfish, Frozen Fillets	13,240	117,596	8.88			
<b>Total for Hake</b>	<b>13,240</b>	<b>117,596</b>				
<b>Hoki</b>						
Finfish, Frozen Fillet Blocks	2,260,015	11,981,626	5.30	217,934	1,442,065	6.62
Finfish, Frozen Fillets	86,030	504,138	5.86	9,180	55,012	5.99

NETT	Jan 2015 - Dec 2015			Month-to-Date: December - 2015		
	Weight (kg)	FOB* Value (\$NZ)	Unit Value	Weight (kg)	FOB* Value (\$NZ)	Unit Value
<b>Germany</b>						
Total for Hoki	2,346,045	12,485,764		227,114	1,497,077	
<b>John Dory</b>						
Finfish, Chilled Fillets	3	109	36.33			
Finfish, Chilled Whole	1,640	22,742	13.87	153	2,145	14.02
Total for John Dory	1,643	22,851		153	2,145	
<b>Kingfish, Yellowtail</b>						
Finfish, Chilled Whole	1,497	18,500	12.36	115	1,440	12.52
Total for Kingfish, Yellowtail	1,497	18,500		115	1,440	
<b>Ling</b>						
Finfish, Frozen Fillets	13,260	130,198	9.82	3,060	33,168	10.84
Total for Ling	13,260	130,198		3,060	33,168	
<b>Monkfish (Stargazer)</b>						
Finfish, Frozen Fillets	9,660	99,943	10.35			
Total for Monkfish (Stargazer)	9,660	99,943				
<b>Mussels</b>						
Mussels, Freeze-dried pwd	102,926	4,234,785	41.14	16,300	715,226	43.88
Mussels, HS Frozen	532,244	4,133,753	7.77	85,370	705,459	8.26
Mussels, Powder in capsule	260	25,324	97.40			
Mussels, Whole Frozen	8,120	26,332	3.24			
Total for Mussels	643,550	8,420,194		101,670	1,420,685	
<b>Norway Lobster</b>						
Other Crustacea, Frozen	1,592	99,295	62.37			
Total for Norway Lobster	1,592	99,295				
<b>Orange Roughy</b>						
Finfish, Frozen Fillets	6,420	135,494	21.10	2,000	44,245	22.12
Total for Orange Roughy	6,420	135,494		2,000	44,245	
<b>Oreo Dory, Smooth</b>						
Finfish, Frozen Fillets	137,690	1,343,488	9.76			
Total for Oreo Dory, Smooth	137,690	1,343,488				
<b>Other chilled fillets</b>						
Finfish, Chilled Fillets	76	1,393	18.33	37	872	23.57
Total for Other chilled fillets	76	1,393		37	872	
<b>Other chilled finfish</b>						
Finfish, Chilled Whole	3,634	48,092	13.23	827	11,048	13.36
Total for Other chilled finfish	3,634	48,092		827	11,048	
<b>Other Molluscs</b>						
Other Molluscs, Smoked, Dried, Salted or in	4,000	101,449	25.36			
Total for Other Molluscs	4,000	101,449				

NETT	Jan 2015 - Dec 2015			Month-to-Date: December - 2015		
	Weight (kg)	FOB* Value (\$NZ)	Unit Value	Weight (kg)	FOB* Value (\$NZ)	Unit Value
<b>Germany</b>						
<b>Rays &amp; Skates</b>						
Finfish, Frozen Other form	2,860	13,668	4.78	2,000	9,537	4.77
<b>Total for Rays &amp; Skates</b>	<b>2,860</b>	<b>13,668</b>		<b>2,000</b>	<b>9,537</b>	
<b>Rock Lobster</b>						
Rock Lobster, Frozen Whole	564	40,548	71.89			
<b>Total for Rock Lobster</b>	<b>564</b>	<b>40,548</b>				
<b>Salmon</b>						
Finfish, Chilled Fillets	3,399	51,000	15.00			
<b>Total for Salmon</b>	<b>3,399</b>	<b>51,000</b>				
<b>Salmon, Pacific</b>						
Finfish, Chilled Other form	1,919	28,791	15.00	410	6,155	15.01
Finfish, Chilled Whole	261	3,916	15.00			
<b>Total for Salmon, Pacific</b>	<b>2,180</b>	<b>32,707</b>		<b>410</b>	<b>6,155</b>	
<b>Shrimps &amp; Prawns cold-water</b>						
Other Crustacea, Frozen	9,294	455,014	48.96	900	47,362	52.62
<b>Total for Shrimps &amp; Prawns cold-wat</b>	<b>9,294</b>	<b>455,014</b>		<b>900</b>	<b>47,362</b>	
<b>Snapper</b>						
Finfish, Chilled Fillets	15	461	30.73			
Finfish, Chilled Whole	3,404	43,609	12.81	613	7,686	12.54
<b>Total for Snapper</b>	<b>3,419</b>	<b>44,070</b>		<b>613</b>	<b>7,686</b>	
<b>Spiny Dogfish</b>						
Finfish, Frozen Other form	13,040	78,692	6.03			
<b>Total for Spiny Dogfish</b>	<b>13,040</b>	<b>78,692</b>				
<b>Squid</b>						
Squid, Frozen Tubes/Steaks	8,005	67,866	8.48	2,990	25,944	8.68
Squid, Frozen Whole	38	214	5.63			
<b>Total for Squid</b>	<b>8,043</b>	<b>68,080</b>		<b>2,990</b>	<b>25,944</b>	
<b>Tarakihi</b>						
Finfish, Chilled Fillets	3	65	21.67			
Finfish, Chilled Whole	244	2,301	9.43	35	327	9.34
<b>Total for Tarakihi</b>	<b>247</b>	<b>2,366</b>		<b>35</b>	<b>327</b>	
<b>Trevally</b>						
Finfish, Chilled Fillets	4	63	15.75			
Finfish, Chilled Whole	341	3,597	10.55	41	427	10.41
Finfish, Frozen Whole	6,890	21,730	3.15	3,000	9,925	3.31
<b>Total for Trevally</b>	<b>7,235</b>	<b>25,390</b>		<b>3,041</b>	<b>10,352</b>	
<b>Total for Germany</b>	<b>3,964,374</b>	<b>28,881,257</b>		<b>389,830</b>	<b>3,313,876</b>	

NETT	Jan 2015 - Dec 2015			Month-to-Date: December - 2015		
	Weight (kg)	FOB* Value (\$NZ)	Unit Value	Weight (kg)	FOB* Value (\$NZ)	Unit Value
<b>Ghana</b>						
<b>Barracouta</b>						
Finfish, Frozen Whole	50,000	69,429	1.39			
<b>Total for Barracouta</b>	<b>50,000</b>	<b>69,429</b>				
<b>Mackerel, Blue</b>						
Finfish, Frozen Whole	297,000	167,758	0.56			
<b>Total for Mackerel, Blue</b>	<b>297,000</b>	<b>167,758</b>				
<b>Squid</b>						
Squid, Frozen Whole	42,000	76,304	1.82			
<b>Total for Squid</b>	<b>42,000</b>	<b>76,304</b>				
<b>Total for Ghana</b>	<b>389,000</b>	<b>313,491</b>				

NETT	Jan 2015 - Dec 2015			Month-to-Date: December - 2015		
	Weight (kg)	FOB* Value (\$NZ)	Unit Value	Weight (kg)	FOB* Value (\$NZ)	Unit Value
<b>Gibraltar</b>						
<b>Fish prod unfit for human</b>						
Finfish, Processed Flours,meals,pellets	150	2,108	14.05			
<b>Total for Fish prod unfit for human</b>	150	2,108				
<b>Total for Gibraltar</b>	150	2,108				



NETT	Jan 2015 - Dec 2015			Month-to-Date: December - 2015		
	Weight (kg)	FOB* Value (\$NZ)	Unit Value	Weight (kg)	FOB* Value (\$NZ)	Unit Value
<b>Greece</b>						
<b>Gurnard</b>						
Finfish, Chilled Whole	20	245	12.25			
<b>Total for Gurnard</b>	<b>20</b>	<b>245</b>				
<b>John Dory</b>						
Finfish, Chilled Whole	91	1,357	14.91			
<b>Total for John Dory</b>	<b>91</b>	<b>1,357</b>				
<b>Mussels</b>						
Mussels, HS Frozen	64,212	460,041	7.16			
Mussels, Meat Frozen	228	2,133	9.36			
<b>Total for Mussels</b>	<b>64,440</b>	<b>462,174</b>				
<b>Other chilled finfish</b>						
Finfish, Chilled Whole	155	2,196	14.17			
<b>Total for Other chilled finfish</b>	<b>155</b>	<b>2,196</b>				
<b>Snapper</b>						
Finfish, Chilled Whole	7,992	87,819	10.99			
<b>Total for Snapper</b>	<b>7,992</b>	<b>87,819</b>				
<b>Squid</b>						
Squid, Frozen Whole	2,099,460	6,291,478	3.00			
<b>Total for Squid</b>	<b>2,099,460</b>	<b>6,291,478</b>				
<b>Total for Greece</b>	<b>2,172,158</b>	<b>6,845,269</b>				

NETT	Jan 2015 - Dec 2015			Month-to-Date: December - 2015		
	Weight (kg)	FOB* Value (\$NZ)	Unit Value	Weight (kg)	FOB* Value (\$NZ)	Unit Value
<b>Guam</b>						
<b>Barracouta</b>						
Finfish, Frozen Headed and Guttled	7,786	76,110	9.78			
<b>Total for Barracouta</b>	<b>7,786</b>	<b>76,110</b>				
<b>Mussels</b>						
Mussels, HS Frozen	37,140	292,952	7.89	1,800	16,312	9.06
Mussels, Meat Frozen	3,920	36,162	9.23	360	3,831	10.64
Mussels, Dried, Salted or in Brine	1,100	8,202	7.46			
<b>Total for Mussels</b>	<b>42,160</b>	<b>337,316</b>		<b>2,160</b>	<b>20,143</b>	
<b>Oysters, Pacific</b>						
Oysters, Frozen	1,000	13,607	13.61	1,000	13,607	13.61
<b>Total for Oysters, Pacific</b>	<b>1,000</b>	<b>13,607</b>		<b>1,000</b>	<b>13,607</b>	
<b>Oysters, Rock</b>						
Oysters, Chilled	95	10,714	112.78			
<b>Total for Oysters, Rock</b>	<b>95</b>	<b>10,714</b>				
<b>Salmon</b>						
Finfish, Processed Smoked	5,500	316,994	57.64			
<b>Total for Salmon</b>	<b>5,500</b>	<b>316,994</b>				
<b>Salmon, Pacific</b>						
Finfish, Frozen Other form	252	5,302	21.04			
<b>Total for Salmon, Pacific</b>	<b>252</b>	<b>5,302</b>				
<b>Salmon, Sockeye</b>						
Finfish, Frozen Other form	700	41,728	59.61	700	41,728	59.61
<b>Total for Salmon, Sockeye</b>	<b>700</b>	<b>41,728</b>		<b>700</b>	<b>41,728</b>	
<b>Total for Guam</b>	<b>57,493</b>	<b>801,771</b>		<b>3,860</b>	<b>75,478</b>	

NETT	Jan 2015 - Dec 2015			Month-to-Date: December - 2015		
	Weight (kg)	FOB* Value (\$NZ)	Unit Value	Weight (kg)	FOB* Value (\$NZ)	Unit Value
<b>Guinea</b>						
<b>Mackerel, Jack</b>						
Finfish, Frozen Whole	54,000	69,055	1.28			
<b>Total for Mackerel, Jack</b>	<b>54,000</b>	<b>69,055</b>				
<b>Total for Guinea</b>	<b>54,000</b>	<b>69,055</b>				

NETT	Jan 2015 - Dec 2015			Month-to-Date: December - 2015		
	Weight (kg)	FOB* Value (\$NZ)	Unit Value	Weight (kg)	FOB* Value (\$NZ)	Unit Value
<b>Hong Kong</b>						
<b>Alfonsino</b>						
Finfish, Frozen Whole	40	596	14.90			
<b>Total for Alfonsino</b>	<b>40</b>	<b>596</b>				
<b>Antarctic Toothfish</b>						
Finfish, Frozen Headed and Guttled	9,964	246,566	24.75			
Finfish, Frozen Other form	8,084	14,520	1.80			
<b>Total for Antarctic Toothfish</b>	<b>18,048</b>	<b>261,086</b>				
<b>Bluenose</b>						
Finfish, Chilled Whole	86	1,255	14.59			
<b>Total for Bluenose</b>	<b>86</b>	<b>1,255</b>				
<b>Carp</b>						
Finfish, Chilled Fillets	7	184	26.29			
<b>Total for Carp</b>	<b>7</b>	<b>184</b>				
<b>Cod</b>						
Finfish, Chilled Other form	542	7,574	13.97			
<b>Total for Cod</b>	<b>542</b>	<b>7,574</b>				
<b>Cod, Blue</b>						
Finfish, Frozen Fillets	1,010	27,202	26.93			
Finfish, Frozen Other form	700	21,700	31.00			
Finfish, Frozen Whole	250	7,000	28.00			
Finfish, Processed Smoked	2,330	80,488	34.54	82	2,812	34.29
<b>Total for Cod, Blue</b>	<b>4,290</b>	<b>136,390</b>		<b>82</b>	<b>2,812</b>	
<b>Cod, Red</b>						
Finfish, Frozen Fillets	6,830	54,266	7.95	198	1,359	6.86
<b>Total for Cod, Red</b>	<b>6,830</b>	<b>54,266</b>		<b>198</b>	<b>1,359</b>	
<b>Crab</b>						
Other Crustacea, Chilled Live	151	8,739	57.87			
<b>Total for Crab</b>	<b>151</b>	<b>8,739</b>				
<b>Crustn, Molluscs extract</b>						
Other Crustacea, Processed Extracts	100	88,378	883.78	100	88,378	883.78
<b>Total for Crustn, Molluscs extract</b>	<b>100</b>	<b>88,378</b>		<b>100</b>	<b>88,378</b>	
<b>Dogfish and Other Sharks</b>						
Finfish, Chilled Other form	100	5,727	57.27			
<b>Total for Dogfish and Other Sharks</b>	<b>100</b>	<b>5,727</b>				
<b>Eels</b>						
Finfish, Chilled Live	315	4,913	15.60			
Finfish, Frozen Other form	650	14,116	21.72	650	14,116	21.72
Finfish, Frozen Whole	24	257	10.71			
<b>Total for Eels</b>	<b>989</b>	<b>19,286</b>		<b>650</b>	<b>14,116</b>	

NETT	Jan 2015 - Dec 2015			Month-to-Date: December - 2015		
	Weight (kg)	FOB* Value (\$NZ)	Unit Value	Weight (kg)	FOB* Value (\$NZ)	Unit Value
<b>Hong Kong</b>						
<b>Elephant Fish</b>						
Finfish, Frozen Other form	25,064	356,151	14.21	5,354	84,324	15.75
<b>Total for Elephant Fish</b>	<b>25,064</b>	<b>356,151</b>		<b>5,354</b>	<b>84,324</b>	
<b>Filletts dried</b>						
Finfish, Processed Dried	136	20,550	151.10			
<b>Total for Filletts dried</b>	<b>136</b>	<b>20,550</b>				
<b>Finfish, other fish meat</b>						
Finfish, Processed Other	1,009	29,744	29.48	5	25	5.00
<b>Total for Finfish, other fish meat</b>	<b>1,009</b>	<b>29,744</b>		<b>5</b>	<b>25</b>	
<b>Fish cakes</b>						
Finfish, Processed Other	5	50	10.00	5	50	10.00
<b>Total for Fish cakes</b>	<b>5</b>	<b>50</b>		<b>5</b>	<b>50</b>	
<b>Fish fingers</b>						
Finfish, Processed Other	25,146	211,258	8.40	2,352	21,022	8.94
<b>Total for Fish fingers</b>	<b>25,146</b>	<b>211,258</b>		<b>2,352</b>	<b>21,022</b>	
<b>Fish heads, tails and maws</b>						
Finfish, Processed Smoked, Dried, Salted or i	2,880	724,126	251.43	172	74,923	435.60
<b>Total for Fish heads, tails and maws</b>	<b>2,880</b>	<b>724,126</b>		<b>172</b>	<b>74,923</b>	
<b>Flounder</b>						
Finfish, Chilled Whole	12,451	116,466	9.35	1,004	9,361	9.32
Finfish, Frozen Whole	10	65	6.50			
<b>Total for Flounder</b>	<b>12,461</b>	<b>116,531</b>		<b>1,004</b>	<b>9,361</b>	
<b>Ghostshark</b>						
Finfish, Frozen Other form	3,690	40,497	10.97			
<b>Total for Ghostshark</b>	<b>3,690</b>	<b>40,497</b>				
<b>Groper</b>						
Finfish, Chilled Whole	2,117	28,287	13.36	82	1,119	13.65
<b>Total for Groper</b>	<b>2,117</b>	<b>28,287</b>		<b>82</b>	<b>1,119</b>	
<b>Gurnard</b>						
Finfish, Chilled Whole	1,439	13,957	9.70	44	455	10.34
Finfish, Frozen Fillets	1,613	16,753	10.39			
<b>Total for Gurnard</b>	<b>3,052</b>	<b>30,710</b>		<b>44</b>	<b>455</b>	
<b>Hake</b>						
Finfish, Frozen Fillets	50	510	10.20			
<b>Total for Hake</b>	<b>50</b>	<b>510</b>				
<b>Hoki</b>						
Finfish, Frozen Fillets	58,427	338,788	5.80	2,348	21,328	9.08
Finfish, Frozen Other form	3,452	27,784	8.05	1,786	14,686	8.22

NETT	Jan 2015 - Dec 2015			Month-to-Date: December - 2015		
	Weight (kg)	FOB* Value (\$NZ)	Unit Value	Weight (kg)	FOB* Value (\$NZ)	Unit Value
<b>Hong Kong</b>						
Total for Hoki	61,879	366,572		4,134	36,014	
<b>John Dory</b>						
Finfish, Chilled Fillets	121	3,812	31.50	10	290	29.00
Finfish, Chilled Whole	5,159	72,930	14.14	484	7,512	15.52
Total for John Dory	5,280	76,742		494	7,802	
<b>Kingfish, Yellowtail</b>						
Finfish, Chilled Other form	39	651	16.69			
Finfish, Chilled Whole	686	8,783	12.80	14	193	13.79
Total for Kingfish, Yellowtail	725	9,434		14	193	
<b>Leatherjacket</b>						
Finfish, Frozen Whole	2,800	10,415	3.72			
Total for Leatherjacket	2,800	10,415				
<b>Ling</b>						
Finfish, Chilled Fillets	81	1,687	20.83			
Finfish, Frozen Fillets	874,928	11,327,740	12.95	76,582	1,061,051	13.86
Finfish, Frozen Other form	21,808	416,077	19.08	5,537	198,487	35.85
Total for Ling	896,817	11,745,504		82,119	1,259,538	
<b>Moki</b>						
Finfish, Chilled Fillets	20	414	20.70			
Total for Moki	20	414				
<b>Monkfish (Stargazer)</b>						
Finfish, Chilled Fillets	1,539	27,636	17.96	40	828	20.70
Finfish, Frozen Fillets	3,545	45,784	12.92			
Finfish, Frozen Headed and Gutted	415	6,917	16.67	200	3,222	16.11
Finfish, Frozen Other form	600	3,452	5.75			
Finfish, Frozen Whole	400	4,777	11.94			
Total for Monkfish (Stargazer)	6,499	88,566		240	4,050	
<b>Mussels</b>						
Mussels, Freeze-dried pwd	259	25,449	98.26	214	20,859	97.47
Mussels, HS Fresh/Chld	200	2,072	10.36			
Mussels, HS Frozen	675,025	5,550,218	8.22	99,472	846,199	8.51
Mussels, Live	28,196	205,261	7.28	2,875	20,448	7.11
Mussels, Meat Chilled/Frsh	1,536	12,086	7.87			
Mussels, Meat Frozen	157,477	1,491,933	9.47	23,510	227,130	9.66
Mussels, Powder in capsule	53	4,982	94.00	53	4,982	94.00
Mussels, Whole Chilled	1,200	7,004	5.84			
Mussels, Whole Frozen	25,810	201,904	7.82	12,756	110,284	8.65
Mussels, Dried, Salted or in Brine	206	5,236	25.42			
Mussels, Processed Packed	36,693	198,916	5.42			
Total for Mussels	926,655	7,705,061		138,880	1,229,902	
<b>Orange Roughy</b>						
Finfish, Frozen Fillets	17,100	341,351	19.96	1,500	31,967	21.31

NETT	Jan 2015 - Dec 2015			Month-to-Date: December - 2015		
	Weight (kg)	FOB* Value (\$NZ)	Unit Value	Weight (kg)	FOB* Value (\$NZ)	Unit Value
<b>Hong Kong</b>						
Finfish, Frozen Whole	20,341	271,344	13.34			
<b>Total for Orange Roughy</b>	<b>37,441</b>	<b>612,695</b>		<b>1,500</b>	<b>31,967</b>	
<b>Oreo Dory, Other</b>						
Finfish, Frozen Whole	820	8,563	10.44			
<b>Total for Oreo Dory, Other</b>	<b>820</b>	<b>8,563</b>				
<b>Oreo Dory, Smooth</b>						
Finfish, Frozen Fillets	1,010	9,446	9.35			
<b>Total for Oreo Dory, Smooth</b>	<b>1,010</b>	<b>9,446</b>				
<b>Other chilled finfish</b>						
Finfish, Chilled Other form	15	239	15.93			
Finfish, Chilled Whole	4,441	57,575	12.96	247	3,087	12.50
<b>Total for Other chilled finfish</b>	<b>4,456</b>	<b>57,814</b>		<b>247</b>	<b>3,087</b>	
<b>Other clams chilled</b>						
Other Molluscs, Chilled	23,964	399,557	16.67	4,504	76,044	16.88
<b>Total for Other clams chilled</b>	<b>23,964</b>	<b>399,557</b>		<b>4,504</b>	<b>76,044</b>	
<b>Other clams frozen</b>						
Other Molluscs, Frozen	3,522	23,728	6.74	396	4,111	10.38
<b>Total for Other clams frozen</b>	<b>3,522</b>	<b>23,728</b>		<b>396</b>	<b>4,111</b>	
<b>Other Crustacea</b>						
Other Crustacea, Frozen	2,304	126,043	54.71			
<b>Total for Other Crustacea</b>	<b>2,304</b>	<b>126,043</b>				
<b>Other dried finfish</b>						
Other, Processed Dried	818	244,521	298.93	222	56,159	252.97
<b>Total for Other dried finfish</b>	<b>818</b>	<b>244,521</b>		<b>222</b>	<b>56,159</b>	
<b>Other Flatfish</b>						
Finfish, Frozen Fillets	40	666	16.65	40	666	16.65
Finfish, Frozen Other form	13,910	73,495	5.28			
Finfish, Frozen Whole	405	7,328	18.09			
<b>Total for Other Flatfish</b>	<b>14,355</b>	<b>81,489</b>		<b>40</b>	<b>666</b>	
<b>Other frozen fillets</b>						
Finfish, Frozen Fillets	23,297	205,008	8.80	3,958	35,442	8.95
<b>Total for Other frozen fillets</b>	<b>23,297</b>	<b>205,008</b>		<b>3,958</b>	<b>35,442</b>	
<b>Other invertebrate</b>						
Other, Dried, Salted or in Brine	16	437	27.31			
<b>Total for Other invertebrate</b>	<b>16</b>	<b>437</b>				
<b>Other minced</b>						
Finfish, Processed Packed	16	908	56.75			
<b>Total for Other minced</b>	<b>16</b>	<b>908</b>				

NETT	Jan 2015 - Dec 2015			Month-to-Date: December - 2015		
	Weight (kg)	FOB* Value (\$NZ)	Unit Value	Weight (kg)	FOB* Value (\$NZ)	Unit Value
<b>Hong Kong</b>						
<b>Other Molluscs</b>						
Other Molluscs, Live	70,474	1,128,127	16.01	6,078	81,388	13.39
Other Molluscs, Frozen	1	103	103.00			
Other Molluscs, Processed Packed	2,389	27,447	11.49	192	2,304	12.00
<b>Total for Other Molluscs</b>	<b>72,864</b>	<b>1,155,677</b>		<b>6,270</b>	<b>83,692</b>	
<b>Other Offal</b>						
Finfish, Processed Smoked, Dried, Salted or i	5,198	97,275	18.71			
<b>Total for Other Offal</b>	<b>5,198</b>	<b>97,275</b>				
<b>Other preparations</b>						
Other, Processed Other	528,360	5,713,099	10.81	62,729	673,232	10.73
<b>Total for Other preparations</b>	<b>528,360</b>	<b>5,713,099</b>		<b>62,729</b>	<b>673,232</b>	
<b>Other salted, in brine</b>						
Other, Processed Salted or in Brine	23	9,800	426.09			
<b>Total for Other salted, in brine</b>	<b>23</b>	<b>9,800</b>				
<b>Oysters, Dredge</b>						
Oysters, Live	1	25	25.00			
<b>Total for Oysters, Dredge</b>	<b>1</b>	<b>25</b>				
<b>Oysters, Pacific</b>						
Oysters, Live	64,121	759,357	11.84	1,610	21,749	13.51
Oysters, Chilled	2,035	31,718	15.59			
Oysters, Frozen	387,118	4,019,637	10.38	43,435	454,557	10.47
<b>Total for Oysters, Pacific</b>	<b>453,274</b>	<b>4,810,712</b>		<b>45,045</b>	<b>476,306</b>	
<b>Patagonian Toothfish</b>						
Finfish, Frozen Headed and Guttled	26,835	1,179,582	43.96	26,835	1,179,582	43.96
<b>Total for Patagonian Toothfish</b>	<b>26,835</b>	<b>1,179,582</b>		<b>26,835</b>	<b>1,179,582</b>	
<b>Paua</b>						
Other Molluscs, Live	575	35,930	62.49	30	1,734	57.80
Other Molluscs, Chilled	242	14,171	58.56			
Other Molluscs, Frozen	15,012	745,896	49.69	531	21,924	41.29
Other Molluscs, Processed Cans or Jars	330,601	14,835,905	44.88	49,087	2,082,938	42.43
Other Molluscs, Processed Smoked, Dried, S	1,028	77,411	75.30			
<b>Total for Paua</b>	<b>347,458</b>	<b>15,709,313</b>		<b>49,648</b>	<b>2,106,596</b>	
<b>Rays &amp; Skates</b>						
Finfish, Frozen Other form	11,460	62,294	5.44	1,350	7,589	5.62
<b>Total for Rays &amp; Skates</b>	<b>11,460</b>	<b>62,294</b>		<b>1,350</b>	<b>7,589</b>	
<b>Rock Lobster</b>						
Rock Lobster, Chilled Live	109,064	12,452,804	114.18	1,786	171,540	96.05
Rock Lobster, Frozen Whole	468	28,490	60.88			
<b>Total for Rock Lobster</b>	<b>109,532</b>	<b>12,481,294</b>		<b>1,786</b>	<b>171,540</b>	



NETT	Jan 2015 - Dec 2015			Month-to-Date: December - 2015		
	Weight (kg)	FOB* Value (\$NZ)	Unit Value	Weight (kg)	FOB* Value (\$NZ)	Unit Value
<b>Hong Kong</b>						
<b>Salmon</b>						
Finfish, Chilled Fillets	1,823	65,005	35.66	193	8,048	41.70
Finfish, Frozen Fillets	38	7,081	186.34			
Finfish, Processed Cans or Jars, Whole or in p	1	103	103.00	1	103	103.00
Finfish, Processed Smoked	2,200	97,532	44.33	231	10,540	45.63
<b>Total for Salmon</b>	<b>4,062</b>	<b>169,721</b>		<b>425</b>	<b>18,691</b>	
<b>Salmon, Pacific</b>						
Finfish, Chilled Other form	15,518	326,717	21.05	1,611	39,459	24.49
Finfish, Chilled Whole	3,640	110,232	30.28	412	11,096	26.93
<b>Total for Salmon, Pacific</b>	<b>19,158</b>	<b>436,949</b>		<b>2,023</b>	<b>50,555</b>	
<b>Scallops</b>						
Other Molluscs, Smoked, Dried, Salted or in	48	371	7.73			
<b>Total for Scallops</b>	<b>48</b>	<b>371</b>				
<b>School shark</b>						
Finfish, Frozen Other form	5,727	91,671	16.01	160	2,502	15.64
<b>Total for School shark</b>	<b>5,727</b>	<b>91,671</b>		<b>160</b>	<b>2,502</b>	
<b>Sea Bass</b>						
Finfish, Chilled Other form	10	284	28.40			
<b>Total for Sea Bass</b>	<b>10</b>	<b>284</b>				
<b>Sea Cucumber</b>						
Other, Dried, Salted or in Brine	3	270	90.00			
Other, Frozen	137	2,543	18.56			
<b>Total for Sea Cucumber</b>	<b>140</b>	<b>2,813</b>				
<b>Sea Perch</b>						
Finfish, Frozen Whole	2,520	6,535	2.59			
<b>Total for Sea Perch</b>	<b>2,520</b>	<b>6,535</b>				
<b>Sea Urchin/Kina</b>						
Other, Frozen	4	104	26.00			
<b>Total for Sea Urchin/Kina</b>	<b>4</b>	<b>104</b>				
<b>Shrimps &amp; Prawns</b>						
Other Crustacea, Processed Cans or Jars	19	370	19.47	19	370	19.47
<b>Total for Shrimps &amp; Prawns</b>	<b>19</b>	<b>370</b>		<b>19</b>	<b>370</b>	
<b>Shrimps &amp; Prawns cold-water</b>						
Other Crustacea, Frozen	10,176	441,056	43.34			
<b>Total for Shrimps &amp; Prawns cold-wat</b>	<b>10,176</b>	<b>441,056</b>				
<b>Shrimps &amp; Prawns other</b>						
Other Crustacea, Frozen	74	4,413	59.64	14	279	19.93
<b>Total for Shrimps &amp; Prawns other</b>	<b>74</b>	<b>4,413</b>		<b>14</b>	<b>279</b>	

NETT	Jan 2015 - Dec 2015			Month-to-Date: December - 2015		
	Weight (kg)	FOB* Value (\$NZ)	Unit Value	Weight (kg)	FOB* Value (\$NZ)	Unit Value
<b>Hong Kong</b>						
<b>Snapper</b>						
Finfish, Chilled Fillets	1,511	49,766	32.94	123	4,480	36.42
Finfish, Chilled Headed and Gutted	31	948	30.58			
Finfish, Chilled Whole	8,513	112,987	13.27	737	12,320	16.72
<b>Total for Snapper</b>	<b>10,055</b>	<b>163,701</b>		<b>860</b>	<b>16,800</b>	
<b>Sole</b>						
Finfish, Chilled Other form	220	2,297	10.44	20	203	10.15
Finfish, Frozen Whole	1,000	6,012	6.01			
<b>Total for Sole</b>	<b>1,220</b>	<b>8,309</b>		<b>20</b>	<b>203</b>	
<b>Sole, Lemon</b>						
Finfish, Frozen Whole	50	485	9.70			
<b>Total for Sole, Lemon</b>	<b>50</b>	<b>485</b>				
<b>Sole, New Zealand</b>						
Finfish, Chilled Fillets	882	20,309	23.03	140	3,299	23.56
Finfish, Chilled Other form	49	1,143	23.33			
Finfish, Frozen Headed and Gutted	100	6,416	64.16			
Finfish, Frozen Other form	18,450	113,219	6.14			
Finfish, Frozen Whole	16,760	96,641	5.77	200	1,180	5.90
<b>Total for Sole, New Zealand</b>	<b>36,241</b>	<b>237,728</b>		<b>340</b>	<b>4,479</b>	
<b>Spotted Dogfish ( Rig )</b>						
Finfish, Frozen Other form	100	979	9.79			
<b>Total for Spotted Dogfish ( Rig )</b>	<b>100</b>	<b>979</b>				
<b>Squid</b>						
Squid, Frozen Other Form	33,070	64,180	1.94			
Squid, Frozen Tubes/Steaks	40	547	13.68			
Squid, Frozen Whole	53,810	95,846	1.78			
Squid, Frz Heads&Tentacles	76,964	524,179	6.81			
Squid, Processed	19	389	20.47	19	389	20.47
<b>Total for Squid</b>	<b>163,903</b>	<b>685,141</b>		<b>19</b>	<b>389</b>	
<b>Tarakihi</b>						
Finfish, Chilled Fillets	201	4,781	23.79	28	708	25.29
Finfish, Chilled Whole	1,131	12,434	10.99	59	652	11.05
Finfish, Frozen Fillets	1,707	18,378	10.77			
Finfish, Frozen Whole	12,340	661,781	53.63			
<b>Total for Tarakihi</b>	<b>15,379</b>	<b>697,374</b>		<b>87</b>	<b>1,360</b>	
<b>Tilapias</b>						
Finfish, Chilled Fillets	1,434	29,871	20.83	119	2,568	21.58
<b>Total for Tilapias</b>	<b>1,434</b>	<b>29,871</b>		<b>119</b>	<b>2,568</b>	
<b>Trevally</b>						
Finfish, Chilled Fillets	15	334	22.27			
Finfish, Chilled Whole	525	5,240	9.98	30	315	10.50

NETT	Jan 2015 - Dec 2015			Month-to-Date: December - 2015		
	Weight (kg)	FOB* Value (\$NZ)	Unit Value	Weight (kg)	FOB* Value (\$NZ)	Unit Value
<b>Hong Kong</b>						
Total for Trevally	540	5,574		30	315	
<b>Tuatua</b>						
Other Molluscs, Chilled	82,712	1,087,573	13.15	15,323	207,479	13.54
Other Molluscs, Frozen	290	3,747	12.92			
Total for Tuatua	83,002	1,091,320		15,323	207,479	
<b>Tuna, Albacore/Longfinned</b>						
Finfish, Chilled Whole	10	149	14.90			
Total for Tuna, Albacore/Longfinned	10	149				
<b>Whitebait</b>						
Finfish, Frozen Whole	13	1,238	95.23			
Total for Whitebait	13	1,238				
<b>Total for Hong Kong</b>	<b>4,028,377</b>	<b>69,210,039</b>		<b>459,898</b>	<b>8,047,446</b>	

NETT	Jan 2015 - Dec 2015			Month-to-Date: December - 2015		
	Weight (kg)	FOB* Value (\$NZ)	Unit Value	Weight (kg)	FOB* Value (\$NZ)	Unit Value
<b>Hungary</b>						
<b>Fish meal fit for human</b>						
Finfish, Processed Other	250	8,265	33.06			
<b>Total for Fish meal fit for human</b>	<b>250</b>	<b>8,265</b>				
<b>Mussels</b>						
Mussels, Freeze-dried pwd	816	96,064	117.73			
Mussels, Powder in capsule	328	56,684	172.82			
<b>Total for Mussels</b>	<b>1,144</b>	<b>152,748</b>				
<b>Total for Hungary</b>	<b>1,394</b>	<b>161,013</b>				

NETT	Jan 2015 - Dec 2015			Month-to-Date: December - 2015		
	Weight (kg)	FOB* Value (\$NZ)	Unit Value	Weight (kg)	FOB* Value (\$NZ)	Unit Value
<b>India</b>						
<b>Mussels</b>						
Mussels, Freeze-dried pwd	2,767	207,409	74.96			
Mussels, Whole Frozen	300	4,415	14.72			
<b>Total for Mussels</b>	<b>3,067</b>	<b>211,824</b>				
<b>Oysters, Pacific</b>						
Oysters, Frozen	180	2,584	14.36			
<b>Total for Oysters, Pacific</b>	<b>180</b>	<b>2,584</b>				
<b>Shrimps &amp; Prawns other</b>						
Other Crustacea, Frozen	8,730	73,050	8.37			
<b>Total for Shrimps &amp; Prawns other</b>	<b>8,730</b>	<b>73,050</b>				
<b>Total for India</b>	<b>11,977</b>	<b>287,458</b>				

NETT	Jan 2015 - Dec 2015			Month-to-Date: December - 2015		
	Weight (kg)	FOB* Value (\$NZ)	Unit Value	Weight (kg)	FOB* Value (\$NZ)	Unit Value
<b>Indonesia</b>						
<b>Fish prod unfit for human</b>						
Finfish, Processed Flours, meals, pellets	227,670	763,130	3.35	61,200	206,152	3.37
<b>Total for Fish prod unfit for human</b>	<b>227,670</b>	<b>763,130</b>		<b>61,200</b>	<b>206,152</b>	
<b>Hoki</b>						
Finfish, Frozen Headed and Gutted	136,126	360,562	2.65			
<b>Total for Hoki</b>	<b>136,126</b>	<b>360,562</b>				
<b>Mussels</b>						
Mussels, HS Frozen	17,916	147,770	8.25			
<b>Total for Mussels</b>	<b>17,916</b>	<b>147,770</b>				
<b>Total for Indonesia</b>	<b>381,712</b>	<b>1,271,462</b>		<b>61,200</b>	<b>206,152</b>	

NETT	Jan 2015 - Dec 2015			Month-to-Date: December - 2015		
	Weight (kg)	FOB* Value (\$NZ)	Unit Value	Weight (kg)	FOB* Value (\$NZ)	Unit Value
<b>Iran, Islamic Republic Of</b>						
<b>Cod, Red</b>						
Finfish, Frozen Fillet Blocks	18,030	96,534	5.35			
Finfish, Frozen Other form	3,120	10,612	3.40			
<b>Total for Cod, Red</b>	<b>21,150</b>	<b>107,146</b>				
<b>Hake</b>						
Finfish, Frozen Headed and Gutted	17,832	107,073	6.00			
Finfish, Frozen Other form	613,875	2,522,001	4.11			
<b>Total for Hake</b>	<b>631,707</b>	<b>2,629,074</b>				
<b>Hoki</b>						
Finfish, Frozen Fillets	56,378	318,324	5.65			
Finfish, Frozen Headed and Gutted	1,701,904	5,371,228	3.16			
Finfish, Frozen Other form	384,398	1,238,336	3.22			
<b>Total for Hoki</b>	<b>2,142,680</b>	<b>6,927,888</b>				
<b>Mackerel, Blue</b>						
Finfish, Frozen Headed and Gutted	200,000	350,073	1.75			
Finfish, Frozen Whole	162,000	220,430	1.36			
<b>Total for Mackerel, Blue</b>	<b>362,000</b>	<b>570,503</b>				
<b>Salmon, Pacific</b>						
Finfish, Frozen Headed and Gutted	42,500	384,240	9.04			
<b>Total for Salmon, Pacific</b>	<b>42,500</b>	<b>384,240</b>				
<b>Southern Blue Whiting</b>						
Finfish, Frozen Headed and Gutted	27,000	61,130	2.26			
<b>Total for Southern Blue Whiting</b>	<b>27,000</b>	<b>61,130</b>				
<b>Tuna, Skipjack</b>						
Finfish, Frozen Whole	1,205,350	1,593,090	1.32	221,263	350,622	1.58
<b>Total for Tuna, Skipjack</b>	<b>1,205,350</b>	<b>1,593,090</b>		<b>221,263</b>	<b>350,622</b>	
<b>Warehou, Blue</b>						
Finfish, Frozen Headed and Gutted	195,296	597,553	3.06	17,328	48,716	2.81
<b>Total for Warehou, Blue</b>	<b>195,296</b>	<b>597,553</b>		<b>17,328</b>	<b>48,716</b>	
<b>Warehou, Silver</b>						
Finfish, Frozen Headed and Gutted	44,394	175,372	3.95			
Finfish, Frozen Other form	25,920	84,643	3.27	25,920	84,643	3.27
<b>Total for Warehou, Silver</b>	<b>70,314</b>	<b>260,015</b>		<b>25,920</b>	<b>84,643</b>	
<b>Total for Iran, Islamic Republic Of</b>	<b>4,697,997</b>	<b>13,130,639</b>		<b>264,511</b>	<b>483,981</b>	

NETT	Jan 2015 - Dec 2015			Month-to-Date: December - 2015		
	Weight (kg)	FOB* Value (\$NZ)	Unit Value	Weight (kg)	FOB* Value (\$NZ)	Unit Value
<b>Ireland</b>						
<b>Hoki</b>						
Finfish, Frozen Fillet Blocks	60,750	297,602	4.90			
<b>Total for Hoki</b>	<b>60,750</b>	<b>297,602</b>				
<b>Mussels</b>						
Mussels, Freeze-dried pwd	500	15,810	31.62	500	15,810	31.62
<b>Total for Mussels</b>	<b>500</b>	<b>15,810</b>		<b>500</b>	<b>15,810</b>	
<b>Other Molluscs</b>						
Other Molluscs, Smoked, Dried, Salted or in	3,500	327,002	93.43	1,000	99,732	99.73
<b>Total for Other Molluscs</b>	<b>3,500</b>	<b>327,002</b>		<b>1,000</b>	<b>99,732</b>	
<b>Total for Ireland</b>	<b>64,750</b>	<b>640,414</b>		<b>1,500</b>	<b>115,542</b>	



NETT	Jan 2015 - Dec 2015			Month-to-Date: December - 2015		
	Weight (kg)	FOB* Value (\$NZ)	Unit Value	Weight (kg)	FOB* Value (\$NZ)	Unit Value
<b>Israel</b>						
<b>Mussels</b>						
Mussels, HS Frozen	113,480	986,959	8.70	31,056	273,820	8.82
<b>Total for Mussels</b>	113,480	986,959		31,056	273,820	
<b>Total for Israel</b>	113,480	986,959		31,056	273,820	

NETT	Jan 2015 - Dec 2015			Month-to-Date: December - 2015		
	Weight (kg)	FOB* Value (\$NZ)	Unit Value	Weight (kg)	FOB* Value (\$NZ)	Unit Value
<b>Italy</b>						
<b>Fish Flours,meals,pellets</b>						
Finfish, Processed Flours,meals,pellets	2,000	87,645	43.82			
<b>Total for Fish Flours,meals,pellets</b>	<b>2,000</b>	<b>87,645</b>				
<b>Groper</b>						
Finfish, Chilled Whole	36	450	12.50			
<b>Total for Groper</b>	<b>36</b>	<b>450</b>				
<b>Gurnard</b>						
Finfish, Chilled Whole	13,459	121,229	9.01	1,088	9,796	9.00
<b>Total for Gurnard</b>	<b>13,459</b>	<b>121,229</b>		<b>1,088</b>	<b>9,796</b>	
<b>Hake</b>						
Finfish, Frozen Other form	21,782	144,430	6.63			
<b>Total for Hake</b>	<b>21,782</b>	<b>144,430</b>				
<b>Hoki</b>						
Finfish, Frozen Fillets	10,812	53,862	4.98	6,732	33,467	4.97
<b>Total for Hoki</b>	<b>10,812</b>	<b>53,862</b>		<b>6,732</b>	<b>33,467</b>	
<b>John Dory</b>						
Finfish, Chilled Whole	1,136	14,771	13.00	156	2,029	13.01
<b>Total for John Dory</b>	<b>1,136</b>	<b>14,771</b>		<b>156</b>	<b>2,029</b>	
<b>Kingfish, Yellowtail</b>						
Finfish, Chilled Whole	244	2,803	11.49			
Finfish, Frozen Headed and Gutted	2,006	10,925	5.45			
<b>Total for Kingfish, Yellowtail</b>	<b>2,250</b>	<b>13,728</b>				
<b>Mackerel, Blue</b>						
Finfish, Frozen Whole	200	264	1.32			
<b>Total for Mackerel, Blue</b>	<b>200</b>	<b>264</b>				
<b>Monkfish (Stargazer)</b>						
Finfish, Frozen Fillets	16,755	135,556	8.09			
<b>Total for Monkfish (Stargazer)</b>	<b>16,755</b>	<b>135,556</b>				
<b>Mussels</b>						
Mussels, Freeze-dried pwd	8,450	389,415	46.08	3,500	158,990	45.43
Mussels, HS Frozen	270,270	2,131,777	7.89	61,092	507,560	8.31
<b>Total for Mussels</b>	<b>278,720</b>	<b>2,521,192</b>		<b>64,592</b>	<b>666,550</b>	
<b>Orange Roughy</b>						
Finfish, Frozen Fillets	1,000	18,698	18.70			
Finfish, Frozen Headed and Gutted	4,026	42,974	10.67			
<b>Total for Orange Roughy</b>	<b>5,026</b>	<b>61,672</b>				
<b>Oreo Dory, Other</b>						
Finfish, Frozen Headed and Gutted	14,036	44,971	3.20			

NETT	Jan 2015 - Dec 2015			Month-to-Date: December - 2015		
	Weight (kg)	FOB* Value (\$NZ)	Unit Value	Weight (kg)	FOB* Value (\$NZ)	Unit Value
<b>Italy</b>						
Total for Oreo Dory, Other	14,036	44,971				
<b>Oreo Dory, Smooth</b>						
Finfish, Frozen Fillets	5,645	51,743	9.17			
Total for Oreo Dory, Smooth	5,645	51,743				
<b>Other chilled finfish</b>						
Finfish, Chilled Whole	2,252	30,408	13.50	121	1,639	13.55
Total for Other chilled finfish	2,252	30,408		121	1,639	
<b>Rays &amp; Skates</b>						
Finfish, Frozen Other form	97,460	414,240	4.25			
Total for Rays & Skates	97,460	414,240				
<b>Snapper</b>						
Finfish, Chilled Whole	25,558	291,746	11.42	1,393	16,018	11.50
Finfish, Frozen Whole	15,380	145,202	9.44	6,550	64,195	9.80
Total for Snapper	40,938	436,948		7,943	80,213	
<b>Squid</b>						
Squid, Frozen HG	35,926	175,616	4.89			
Squid, Frozen Whole	52,200	168,296	3.22			
Total for Squid	88,126	343,912				
<b>Tarakihi</b>						
Finfish, Chilled Whole	11	112	10.18			
Total for Tarakihi	11	112				
<b>Trevally</b>						
Finfish, Chilled Whole	71	739	10.41			
Finfish, Frozen Whole	24,960	75,954	3.04			
Total for Trevally	25,031	76,693				
<b>Total for Italy</b>	<b>625,675</b>	<b>4,553,826</b>		<b>80,632</b>	<b>793,694</b>	

NETT	Jan 2015 - Dec 2015			Month-to-Date: December - 2015		
	Weight (kg)	FOB* Value (\$NZ)	Unit Value	Weight (kg)	FOB* Value (\$NZ)	Unit Value
<b>Ivory Coast</b>						
<b>Barracouta</b>						
Finfish, Frozen Whole	632,542	815,486	1.29			
<b>Total for Barracouta</b>	<b>632,542</b>	<b>815,486</b>				
<b>Kahawai</b>						
Finfish, Frozen Whole	922,940	1,595,691	1.73	161,940	290,723	1.80
<b>Total for Kahawai</b>	<b>922,940</b>	<b>1,595,691</b>		<b>161,940</b>	<b>290,723</b>	
<b>Mackerel, Blue</b>						
Finfish, Frozen Whole	1,035,760	712,575	0.69	108,000	103,481	0.96
<b>Total for Mackerel, Blue</b>	<b>1,035,760</b>	<b>712,575</b>		<b>108,000</b>	<b>103,481</b>	
<b>Mackerel, Jack</b>						
Finfish, Frozen Whole	149,340	80,538	0.54			
<b>Total for Mackerel, Jack</b>	<b>149,340</b>	<b>80,538</b>				
<b>Other frozen finfish</b>						
Finfish, Frozen Whole	37,420	38,200	1.02			
<b>Total for Other frozen finfish</b>	<b>37,420</b>	<b>38,200</b>				
<b>Total for Ivory Coast</b>	<b>2,778,002</b>	<b>3,242,490</b>		<b>269,940</b>	<b>394,204</b>	

NETT	Jan 2015 - Dec 2015			Month-to-Date: December - 2015		
	Weight (kg)	FOB* Value (\$NZ)	Unit Value	Weight (kg)	FOB* Value (\$NZ)	Unit Value
Jamaica						
<b>Mussels</b>						
Mussels, HS Frozen	18,278	119,353	6.53			
<b>Total for Mussels</b>	<b>18,278</b>	<b>119,353</b>				
<b>Total for Jamaica</b>	<b>18,278</b>	<b>119,353</b>				

NETT	Jan 2015 - Dec 2015			Month-to-Date: December - 2015		
	Weight (kg)	FOB* Value (\$NZ)	Unit Value	Weight (kg)	FOB* Value (\$NZ)	Unit Value
<b>Japan</b>						
<b>Alfonsino</b>						
Finfish, Frozen Headed and Guttled	28,342	138,933	4.90			
Finfish, Frozen Other form	627,627	5,879,994	9.37	29,222	265,012	9.07
Finfish, Frozen Whole	235,264	1,308,266	5.56	94,253	540,801	5.74
<b>Total for Alfonsino</b>	<b>891,233</b>	<b>7,327,193</b>		<b>123,475</b>	<b>805,813</b>	
<b>Barracouta</b>						
Finfish, Frozen Fillets	244,860	543,533	2.22	19,000	44,573	2.35
Finfish, Frozen Headed and Guttled	7,290	15,539	2.13			
<b>Total for Barracouta</b>	<b>252,150</b>	<b>559,072</b>		<b>19,000</b>	<b>44,573</b>	
<b>Cardinal Fish</b>						
Finfish, Frozen Fillets	64,752	387,084	5.98			
Finfish, Frozen Headed and Guttled	1,230	4,232	3.44			
Finfish, Frozen Other form	13,348	54,529	4.09			
<b>Total for Cardinal Fish</b>	<b>79,330</b>	<b>445,845</b>				
<b>Cod, Red</b>						
Finfish, Frozen Fillets	2	2	1.00			
<b>Total for Cod, Red</b>	<b>2</b>	<b>2</b>				
<b>Crustaceans</b>						
Other Crustacea, Processed	132,295	1,414,104	10.69	5,368	52,486	9.78
<b>Total for Crustaceans</b>	<b>132,295</b>	<b>1,414,104</b>		<b>5,368</b>	<b>52,486</b>	
<b>Crustn, Molluscs extract</b>						
Other Crustacea, Processed Extracts	880	183,216	208.20			
<b>Total for Crustn, Molluscs extract</b>	<b>880</b>	<b>183,216</b>				
<b>Finfish, minced blocks</b>						
Finfish, Frozen Other form	15	35	2.33			
<b>Total for Finfish, minced blocks</b>	<b>15</b>	<b>35</b>				
<b>Finfish, other fish meat</b>						
Finfish, Processed Other	79,069	361,951	4.58			
<b>Total for Finfish, other fish meat</b>	<b>79,069</b>	<b>361,951</b>				
<b>Fish meal fit for human</b>						
Finfish, Processed Other	140	7,182	51.30			
<b>Total for Fish meal fit for human</b>	<b>140</b>	<b>7,182</b>				
<b>Fish prod unfit for human</b>						
Finfish, Processed Flours,meals,pellets	4,096,110	12,190,266	2.98	246,120	748,943	3.04
<b>Total for Fish prod unfit for human</b>	<b>4,096,110</b>	<b>12,190,266</b>		<b>246,120</b>	<b>748,943</b>	
<b>Gemfish</b>						
Finfish, Frozen Fillets	88,932	542,553	6.10	3,810	20,849	5.47
Finfish, Frozen Headed and Guttled	24,659	95,712	3.88			
Finfish, Frozen Other form	54,698	230,421	4.21	239	959	4.01

NETT	Jan 2015 - Dec 2015			Month-to-Date: December - 2015		
	Weight (kg)	FOB* Value (\$NZ)	Unit Value	Weight (kg)	FOB* Value (\$NZ)	Unit Value
<b>Japan</b>						
Total for Gemfish	168,289	868,686		4,049	21,808	
<b>Ghostshark</b>						
Finfish, Frozen Headed and Guttled	4,416	11,670	2.64			
Finfish, Frozen Other form	103,150	241,785	2.34			
Total for Ghostshark	107,566	253,455				
<b>Groper</b>						
Finfish, Chilled Whole	27	347	12.85			
Total for Groper	27	347				
<b>Gurnard</b>						
Finfish, Chilled Whole	39	405	10.38			
Finfish, Frozen Fillets	302	2,969	9.83			
Finfish, Frozen Whole	50	153	3.06			
Total for Gurnard	391	3,527				
<b>Hake</b>						
Finfish, Frozen Fillets	18,727	118,648	6.34			
Finfish, Frozen Headed and Guttled	423,712	2,716,719	6.41	83,392	533,502	6.40
Finfish, Frozen Other form	21,811	117,500	5.39			
Finfish, Frozen Whole	3	2	0.67			
Total for Hake	464,253	2,952,869		83,392	533,502	
<b>Hoki</b>						
Finfish, Frozen Fillet Blocks	3,375	14,117	4.18			
Finfish, Frozen Fillets	2,528,575	11,468,104	4.54	169,524	777,435	4.59
Finfish, Frozen Headed and Guttled	9,927	48,858	4.92			
Finfish, Frozen Other form	34,286	80,012	2.33			
Finfish, Frozen Whole	8	5	0.63			
Total for Hoki	2,576,171	11,611,096		169,524	777,435	
<b>John Dory</b>						
Finfish, Chilled Whole	24	354	14.75			
Finfish, Frozen Other form	6,663	26,510	3.98	6,663	26,510	3.98
Total for John Dory	6,687	26,864		6,663	26,510	
<b>Leatherjacket</b>						
Finfish, Frozen Other form	3,730	14,999	4.02	3,730	14,999	4.02
Total for Leatherjacket	3,730	14,999		3,730	14,999	
<b>Ling</b>						
Finfish, Frozen Fillets	35,700	292,929	8.21			
Finfish, Frozen Headed and Guttled	122,240	741,037	6.06	77,920	473,049	6.07
Finfish, Frozen Other form	960	6,229	6.49	960	6,229	6.49
Total for Ling	158,900	1,040,195		78,880	479,278	
<b>Livers and Roe</b>						
Finfish, Frozen Whole	191,598	880,511	4.60	608	2,367	3.89

NETT	Jan 2015 - Dec 2015			Month-to-Date: December - 2015		
	Weight (kg)	FOB* Value (\$NZ)	Unit Value	Weight (kg)	FOB* Value (\$NZ)	Unit Value
<b>Japan</b>						
Total for Livers and Roe	191,598	880,511		608	2,367	
<b>Mackerel, Jack</b>						
Finfish, Frozen Headed and Guttled	213,362	570,201	2.67			
Finfish, Frozen Other form	1,056,530	2,116,659	2.00			
Total for Mackerel, Jack	1,269,892	2,686,860				
<b>Monkfish (Stargazer)</b>						
Finfish, Frozen Fillets	584	1,516	2.60			
Finfish, Frozen Headed and Guttled	58,023	271,182	4.67			
Finfish, Frozen Other form	42,856	191,497	4.47	706	2,007	2.84
Total for Monkfish (Stargazer)	101,463	464,195		706	2,007	
<b>Mussels</b>						
Mussels, Freeze-dried pwd	1,228	88,261	71.87			
Mussels, HS Frozen	594,718	4,710,594	7.92	48,492	457,541	9.44
Mussels, Live	156	1,092	7.00	156	1,092	7.00
Mussels, Meat Frozen	15,355	180,598	11.76	3,000	38,905	12.97
Mussels, Powder in capsule	369	42,256	114.51			
Mussels, Whole Frozen	15,650	72,922	4.66			
Mussels, Dried, Salted or in Brine	400	25,200	63.00			
Mussels, Processed Packed	56	139	2.48			
Total for Mussels	627,932	5,121,062		51,648	497,538	
<b>Oreo Dory, Black</b>						
Finfish, Frozen Other form	88,462	299,774	3.39			
Finfish, Frozen Whole	161,062	647,356	4.02	48,378	197,769	4.09
Total for Oreo Dory, Black	249,524	947,130		48,378	197,769	
<b>Oreo Dory, Other</b>						
Finfish, Frozen Headed and Guttled	115,500	482,426	4.18			
Finfish, Frozen Other form	105,378	427,865	4.06			
Total for Oreo Dory, Other	220,878	910,291				
<b>Other chilled finfish</b>						
Finfish, Chilled Headed and Guttled	11,233	100,519	8.95	2,001	30,700	15.34
Finfish, Chilled Other form	65	623	9.58			
Finfish, Chilled Whole	3,902	22,173	5.68			
Total for Other chilled finfish	15,200	123,315		2,001	30,700	
<b>Other clams frozen</b>						
Other Molluscs, Frozen	86	1,223	14.22			
Total for Other clams frozen	86	1,223				
<b>Other Crustacea</b>						
Other Crustacea, Frozen	20,742	666,670	32.14			
Total for Other Crustacea	20,742	666,670				
<b>Other Dogfish/Shark</b>						
Finfish, Frozen Headed and Guttled	950	3,106	3.27			



NETT	Jan 2015 - Dec 2015			Month-to-Date: December - 2015		
	Weight (kg)	FOB* Value (\$NZ)	Unit Value	Weight (kg)	FOB* Value (\$NZ)	Unit Value
<b>Japan</b>						
Finfish, Frozen Other form	971	4,636	4.77			
<b>Total for Other Dogfish/Shark</b>	<b>1,921</b>	<b>7,742</b>				
<b>Other frozen fillets</b>						
Finfish, Frozen Fillets	258	881	3.41			
<b>Total for Other frozen fillets</b>	<b>258</b>	<b>881</b>				
<b>Other frozen finfish</b>						
Finfish, Frozen Headed and Guttled	131,406	377,142	2.87			
Finfish, Frozen Other form	55,495	154,617	2.79			
Finfish, Frozen Whole	37,913	113,463	2.99			
<b>Total for Other frozen finfish</b>	<b>224,814</b>	<b>645,222</b>				
<b>Other Molluscs</b>						
Other Molluscs, Live	520	5,708	10.98	250	2,500	10.00
Other Molluscs, Processed Packed	218	2,770	12.71			
<b>Total for Other Molluscs</b>	<b>738</b>	<b>8,478</b>		<b>250</b>	<b>2,500</b>	
<b>Other preparations</b>						
Other, Processed Other	60	64	1.07			
<b>Total for Other preparations</b>	<b>60</b>	<b>64</b>				
<b>Oysters, Pacific</b>						
Oysters, Live	5,895	71,513	12.13	700	8,914	12.73
Oysters, Frozen	131,084	1,679,292	12.81	20,275	265,784	13.11
<b>Total for Oysters, Pacific</b>	<b>136,979</b>	<b>1,750,805</b>		<b>20,975</b>	<b>274,698</b>	
<b>Patagonian Toothfish</b>						
Finfish, Frozen Other form	17,928	244,145	13.62	7,872	128,180	16.28
<b>Total for Patagonian Toothfish</b>	<b>17,928</b>	<b>244,145</b>		<b>7,872</b>	<b>128,180</b>	
<b>Paua</b>						
Other Molluscs, Processed Smoked, Dried, S	150	10,425	69.50			
<b>Total for Paua</b>	<b>150</b>	<b>10,425</b>				
<b>Rock Lobster</b>						
Rock Lobster, Chilled Live	1,280	154,453	120.67			
Rock Lobster, Frozen Tails	6,630	331,762	50.04			
<b>Total for Rock Lobster</b>	<b>7,910</b>	<b>486,215</b>				
<b>Salmon</b>						
Finfish, Frozen Fillets	4,902	89,057	18.17			
Finfish, Processed Smoked	14,343	514,172	35.85	398	16,032	40.28
<b>Total for Salmon</b>	<b>19,245</b>	<b>603,229</b>		<b>398</b>	<b>16,032</b>	
<b>Salmon, Pacific</b>						
Finfish, Chilled Other form	262,179	4,096,258	15.62	25,809	416,910	16.15
Finfish, Chilled Whole	50,754	586,494	11.56	7,153	95,499	13.35
Finfish, Frozen Headed and Guttled	614,650	6,150,032	10.01	18,300	180,505	9.86
Finfish, Frozen Other form	34,005	340,565	10.02	104	3,922	37.71

NETT	Jan 2015 - Dec 2015			Month-to-Date: December - 2015		
	Weight (kg)	FOB* Value (\$NZ)	Unit Value	Weight (kg)	FOB* Value (\$NZ)	Unit Value
<b>Japan</b>						
Total for Salmon, Pacific	961,588	11,173,349		51,366	696,836	
<b>School shark</b>						
Finfish, Frozen Other form	27	6	0.22			
Finfish, Frozen Whole	101	24	0.24			
Total for School shark	128	30				
<b>Sea Perch</b>						
Finfish, Frozen Other form	15,027	37,582	2.50	1,150	3,528	3.07
Finfish, Frozen Whole	153,025	374,995	2.45			
Total for Sea Perch	168,052	412,577		1,150	3,528	
<b>Shrimps &amp; Prawns cold-water</b>						
Other Crustacea, Frozen	139,674	3,717,256	26.61			
Total for Shrimps & Prawns cold-wat	139,674	3,717,256				
<b>Snapper</b>						
Finfish, Chilled Whole	528	6,406	12.13			
Finfish, Frozen Whole	10,580	101,555	9.60			
Total for Snapper	11,108	107,961				
<b>Sole</b>						
Finfish, Frozen Headed and Guttled	4,540	22,635	4.99			
Total for Sole	4,540	22,635				
<b>Squid</b>						
Squid, Frozen Whole	530,130	1,555,534	2.93			
Squid, Dried, Salted or in Brine	92,400	222,760	2.41			
Total for Squid	622,530	1,778,294				
<b>Surimi, Southern BI Wht</b>						
Finfish, Surimi Other	793,200	4,216,224	5.32	44,600	236,831	5.31
Total for Surimi, Southern BI Wht	793,200	4,216,224		44,600	236,831	
<b>Swordfish</b>						
Finfish, Chilled Headed and Guttled	13,402	138,509	10.33			
Finfish, Chilled Other form	817	6,437	7.88			
Finfish, Frozen Headed and Guttled	4,681	22,461	4.80			
Finfish, Frozen Other form	1,706	7,329	4.30			
Total for Swordfish	20,606	174,736				
<b>Tarakihi</b>						
Finfish, Chilled Whole	83	995	11.99			
Total for Tarakihi	83	995				
<b>Trevally</b>						
Finfish, Chilled Whole	100	954	9.54			
Total for Trevally	100	954				
<b>Tuatua</b>						

NETT	Jan 2015 - Dec 2015			Month-to-Date: December - 2015		
	Weight (kg)	FOB* Value (\$NZ)	Unit Value	Weight (kg)	FOB* Value (\$NZ)	Unit Value
<b>Japan</b>						
Other Molluscs, Chilled	1,680	20,047	11.93	250	2,600	10.40
<b>Total for Tuatua</b>	<b>1,680</b>	<b>20,047</b>		<b>250</b>	<b>2,600</b>	
<b>Tuna, Albacore/Longfinned</b>						
Finfish, Frozen Whole	3,869	10,158	2.63			
<b>Total for Tuna, Albacore/Longfinned</b>	<b>3,869</b>	<b>10,158</b>				
<b>Tuna, Bigeye</b>						
Finfish, Chilled Headed and Guttled	2,619	27,442	10.48	323	3,803	11.77
Finfish, Chilled Other form	38,396	465,706	12.13	5,135	65,142	12.69
Finfish, Chilled Whole	24,900	623,690	25.05	2,025	74,556	36.82
<b>Total for Tuna, Bigeye</b>	<b>65,915</b>	<b>1,116,838</b>		<b>7,483</b>	<b>143,501</b>	
<b>Tuna, Other</b>						
Finfish, Frozen Headed and Guttled	1,198	2,027	1.69			
<b>Total for Tuna, Other</b>	<b>1,198</b>	<b>2,027</b>				
<b>Tuna, Pacific Bluefin</b>						
Finfish, Chilled Headed and Guttled	1,854	43,992	23.73			
Finfish, Chilled Other form	28,404	327,370	11.53	184	1,767	9.60
Finfish, Chilled Whole	25,135	316,311	12.58	78	1,878	24.08
Finfish, Frozen Other form	108	3,093	28.64			
<b>Total for Tuna, Pacific Bluefin</b>	<b>55,501</b>	<b>690,766</b>		<b>262</b>	<b>3,645</b>	
<b>Tuna, Southern Bluefin</b>						
Finfish, Chilled Other form	64,360	1,236,215	19.21	92	1,220	13.26
Finfish, Chilled Whole	442,822	6,412,691	14.48	214	3,751	17.53
Finfish, Frozen Other form	222,555	5,966,884	26.81			
<b>Total for Tuna, Southern Bluefin</b>	<b>729,737</b>	<b>13,615,790</b>		<b>306</b>	<b>4,971</b>	
<b>Tuna, Yellowfin</b>						
Finfish, Chilled Headed and Guttled	106	1,020	9.62	106	1,020	9.62
Finfish, Chilled Other form	3,905	41,150	10.54	287	3,859	13.45
Finfish, Chilled Whole	3,417	51,018	14.93	150	2,768	18.45
<b>Total for Tuna, Yellowfin</b>	<b>7,428</b>	<b>93,188</b>		<b>543</b>	<b>7,647</b>	
<b>Warehou, Other</b>						
Finfish, Frozen Headed and Guttled	117,828	914,466	7.76	21,795	169,612	7.78
Finfish, Frozen Other form	102,182	678,384	6.64	10,283	37,745	3.67
<b>Total for Warehou, Other</b>	<b>220,010</b>	<b>1,592,850</b>		<b>32,078</b>	<b>207,357</b>	
<b>Warehou, Silver</b>						
Finfish, Frozen Headed and Guttled	859,644	3,231,541	3.76	1,958	5,500	2.81
Finfish, Frozen Other form	1,888,547	7,031,016	3.72			
<b>Total for Warehou, Silver</b>	<b>2,748,191</b>	<b>10,262,557</b>		<b>1,958</b>	<b>5,500</b>	
<b>Total for Japan</b>	<b>18,679,694</b>	<b>103,828,599</b>		<b>1,013,033</b>	<b>5,969,554</b>	

NETT	Jan 2015 - Dec 2015			Month-to-Date: December - 2015		
	Weight (kg)	FOB* Value (\$NZ)	Unit Value	Weight (kg)	FOB* Value (\$NZ)	Unit Value
<b>Jordan</b>						
<b>Barracouta</b>						
Finfish, Frozen Headed and Guttled	24,918	97,250	3.90			
<b>Total for Barracouta</b>	<b>24,918</b>	<b>97,250</b>				
<b>Hoki</b>						
Finfish, Frozen Fillet Blocks	39,375	207,409	5.27	19,125	99,835	5.22
<b>Total for Hoki</b>	<b>39,375</b>	<b>207,409</b>		<b>19,125</b>	<b>99,835</b>	
<b>Mussels</b>						
Mussels, HS Frozen	9,000	66,273	7.36			
<b>Total for Mussels</b>	<b>9,000</b>	<b>66,273</b>				
<b>Other frozen finfish</b>						
Finfish, Frozen Whole	169,814	526,265	3.10			
<b>Total for Other frozen finfish</b>	<b>169,814</b>	<b>526,265</b>				
<b>Southern Blue Whiting</b>						
Finfish, Frozen Headed and Guttled	29,595	123,537	4.17			
<b>Total for Southern Blue Whiting</b>	<b>29,595</b>	<b>123,537</b>				
<b>Total for Jordan</b>	<b>272,702</b>	<b>1,020,734</b>		<b>19,125</b>	<b>99,835</b>	

NETT	Jan 2015 - Dec 2015			Month-to-Date: December - 2015		
	Weight (kg)	FOB* Value (\$NZ)	Unit Value	Weight (kg)	FOB* Value (\$NZ)	Unit Value
<b>Kenya</b>						
<b>Mackerel, Jack</b>						
Finfish, Frozen Whole	61,600	57,684	0.94			
<b>Total for Mackerel, Jack</b>	<b>61,600</b>	<b>57,684</b>				
<b>Total for Kenya</b>	<b>61,600</b>	<b>57,684</b>				

NETT	Jan 2015 - Dec 2015			Month-to-Date: December - 2015		
	Weight (kg)	FOB* Value (\$NZ)	Unit Value	Weight (kg)	FOB* Value (\$NZ)	Unit Value
<b>Kiribati</b>						
<b>Anchovies</b>						
Finfish, Processed Salted or in Brine	10	218	21.80			
<b>Total for Anchovies</b>	<b>10</b>	<b>218</b>				
<b>Crab</b>						
Other Crustacea, Frozen	10	104	10.40			
<b>Total for Crab</b>	<b>10</b>	<b>104</b>				
<b>Mackerel</b>						
Finfish, Processed Cans or Jars, Whole or in p	93	584	6.28			
<b>Total for Mackerel</b>	<b>93</b>	<b>584</b>				
<b>Monkfish (Stargazer)</b>						
Finfish, Frozen Fillets	239	632	2.64			
<b>Total for Monkfish (Stargazer)</b>	<b>239</b>	<b>632</b>				
<b>Octopus</b>						
Other Molluscs, Frozen Whole	10	156	15.60			
<b>Total for Octopus</b>	<b>10</b>	<b>156</b>				
<b>Other preparations</b>						
Other, Processed Other	20	305	15.25			
<b>Total for Other preparations</b>	<b>20</b>	<b>305</b>				
<b>Salmon</b>						
Finfish, Processed Cans or Jars, Whole or in p	268	3,107	11.59			
<b>Total for Salmon</b>	<b>268</b>	<b>3,107</b>				
<b>Sardines</b>						
Finfish, Processed Cans or Jars, Whole or in p	99	1,337	13.51			
<b>Total for Sardines</b>	<b>99</b>	<b>1,337</b>				
<b>Scallops</b>						
Other Molluscs, Frozen	6	140	23.33			
<b>Total for Scallops</b>	<b>6</b>	<b>140</b>				
<b>Shrimps &amp; Prawns</b>						
Other Crustacea, Processed	333	1,964	5.90			
<b>Total for Shrimps &amp; Prawns</b>	<b>333</b>	<b>1,964</b>				
<b>Shrimps &amp; Prawns other</b>						
Other Crustacea, Frozen	146	3,596	24.63			
<b>Total for Shrimps &amp; Prawns other</b>	<b>146</b>	<b>3,596</b>				
<b>Squid</b>						
Squid, Frozen Tubes/Steaks	100	429	4.29			
Squid, Frozen Whole	10	71	7.10			
Squid, Processed	10	86	8.60			
<b>Total for Squid</b>	<b>120</b>	<b>586</b>				

NETT	Jan 2015 - Dec 2015			Month-to-Date: December - 2015		
	Weight (kg)	FOB* Value (\$NZ)	Unit Value	Weight (kg)	FOB* Value (\$NZ)	Unit Value
<b>Kiribati</b>						
<b>Surimi, Other species</b>						
Finfish, Surimi Other	610	2,282	3.74			
<b>Total for Surimi, Other species</b>	<b>610</b>	<b>2,282</b>				
<b>Tunas &amp; Atlantic Bonito</b>						
Finfish, Processed Cans or Jars, Whole or in p	241	4,431	18.39			
<b>Total for Tunas &amp; Atlantic Bonito</b>	<b>241</b>	<b>4,431</b>				
<b>Total for Kiribati</b>	<b>2,205</b>	<b>19,442</b>				

NETT	Jan 2015 - Dec 2015			Month-to-Date: December - 2015		
	Weight (kg)	FOB* Value (\$NZ)	Unit Value	Weight (kg)	FOB* Value (\$NZ)	Unit Value
<b>Kuwait</b>						
<b>Mussels</b>						
Mussels, HS Frozen	19,644	176,749	9.00			
<b>Total for Mussels</b>	19,644	176,749				
<b>Total for Kuwait</b>	19,644	176,749				



NETT	Jan 2015 - Dec 2015			Month-to-Date: December - 2015		
	Weight (kg)	FOB* Value (\$NZ)	Unit Value	Weight (kg)	FOB* Value (\$NZ)	Unit Value
<b>Lebanon</b>						
<b>Hoki</b>						
Finfish, Frozen Fillets	4,000	26,811	6.70			
<b>Total for Hoki</b>	<b>4,000</b>	<b>26,811</b>				
<b>Mussels</b>						
Mussels, Freeze-dried pwd	1,000	53,416	53.42			
Mussels, HS Frozen	54,967	469,512	8.54	9,000	78,800	8.76
Mussels, Processed Packed	4,862	31,994	6.58	4,862	31,994	6.58
<b>Total for Mussels</b>	<b>60,829</b>	<b>554,922</b>		<b>13,862</b>	<b>110,794</b>	
<b>Other Molluscs</b>						
Other Molluscs, Processed Packed	700	7,779	11.11	700	7,779	11.11
<b>Total for Other Molluscs</b>	<b>700</b>	<b>7,779</b>		<b>700</b>	<b>7,779</b>	
<b>Squid</b>						
Squid, Processed Packed	38,590	234,368	6.07			
<b>Total for Squid</b>	<b>38,590</b>	<b>234,368</b>				
<b>Total for Lebanon</b>	<b>104,119</b>	<b>823,880</b>		<b>14,562</b>	<b>118,573</b>	

NETT	Jan 2015 - Dec 2015			Month-to-Date: December - 2015		
	Weight (kg)	FOB* Value (\$NZ)	Unit Value	Weight (kg)	FOB* Value (\$NZ)	Unit Value
<b>Liberia</b>						
<b>Mackerel, Blue</b>						
Finfish, Frozen Whole	540,000	398,214	0.74			
<b>Total for Mackerel, Blue</b>	<b>540,000</b>	<b>398,214</b>				
<b>Mackerel, Jack</b>						
Finfish, Frozen Whole	269,640	268,968	1.00			
<b>Total for Mackerel, Jack</b>	<b>269,640</b>	<b>268,968</b>				
<b>Total for Liberia</b>	<b>809,640</b>	<b>667,182</b>				

NETT	Jan 2015 - Dec 2015			Month-to-Date: December - 2015		
	Weight (kg)	FOB* Value (\$NZ)	Unit Value	Weight (kg)	FOB* Value (\$NZ)	Unit Value
<b>Lithuania</b>						
<b>Cod, Red</b>						
Finfish, Frozen Headed and Guttled	49,941	131,151	2.63			
Finfish, Frozen Other form	264,908	733,889	2.77			
<b>Total for Cod, Red</b>	<b>314,849</b>	<b>865,040</b>				
<b>Eels</b>						
Finfish, Frozen Other form	5,070	17,298	3.41			
<b>Total for Eels</b>	<b>5,070</b>	<b>17,298</b>				
<b>Gemfish</b>						
Finfish, Frozen Other form	25,816	50,915	1.97	5,655	11,906	2.11
<b>Total for Gemfish</b>	<b>25,816</b>	<b>50,915</b>		<b>5,655</b>	<b>11,906</b>	
<b>Ghostshark</b>						
Finfish, Frozen Other form	64,423	127,521	1.98	37,223	70,206	1.89
<b>Total for Ghostshark</b>	<b>64,423</b>	<b>127,521</b>		<b>37,223</b>	<b>70,206</b>	
<b>Hoki</b>						
Finfish, Frozen Headed and Guttled	8,600	20,180	2.35			
<b>Total for Hoki</b>	<b>8,600</b>	<b>20,180</b>				
<b>Mackerel, Blue</b>						
Finfish, Frozen Headed and Guttled	25,000	39,348	1.57			
Finfish, Frozen Whole	50,000	48,080	0.96			
<b>Total for Mackerel, Blue</b>	<b>75,000</b>	<b>87,428</b>				
<b>Mackerel, Jack</b>						
Finfish, Frozen Other form	110,220	249,870	2.27	17,000	44,534	2.62
<b>Total for Mackerel, Jack</b>	<b>110,220</b>	<b>249,870</b>		<b>17,000</b>	<b>44,534</b>	
<b>Other frozen finfish</b>						
Finfish, Frozen Headed and Guttled	15,576	40,417	2.59			
Finfish, Frozen Other form	10,725	33,546	3.13			
<b>Total for Other frozen finfish</b>	<b>26,301</b>	<b>73,963</b>				
<b>Southern Blue Whiting</b>						
Finfish, Frozen Headed and Guttled	49,074	73,431	1.50			
Finfish, Frozen Other form	428,571	768,562	1.79	18,200	34,090	1.87
<b>Total for Southern Blue Whiting</b>	<b>477,645</b>	<b>841,993</b>		<b>18,200</b>	<b>34,090</b>	
<b>Warehou, Silver</b>						
Finfish, Frozen Other form	16,758	48,834	2.91			
<b>Total for Warehou, Silver</b>	<b>16,758</b>	<b>48,834</b>				
<b>Total for Lithuania</b>	<b>1,124,682</b>	<b>2,383,042</b>		<b>78,078</b>	<b>160,736</b>	

NETT	Jan 2015 - Dec 2015			Month-to-Date: December - 2015		
	Weight (kg)	FOB* Value (\$NZ)	Unit Value	Weight (kg)	FOB* Value (\$NZ)	Unit Value
<b>Macau</b>						
<b>Fish heads, tails and maws</b>						
Finfish, Processed Smoked, Dried, Salted or i	49	12,000	244.90			
<b>Total for Fish heads, tails and maws</b>	49	12,000				
<b>Mussels</b>						
Mussels, HS Frozen	30,288	279,082	9.21			
Mussels, Meat Frozen	14,088	137,786	9.78			
<b>Total for Mussels</b>	44,376	416,868				
<b>Total for Macau</b>	44,425	428,868				

NETT	Jan 2015 - Dec 2015			Month-to-Date: December - 2015		
	Weight (kg)	FOB* Value (\$NZ)	Unit Value	Weight (kg)	FOB* Value (\$NZ)	Unit Value
<b>Madagascar</b>						
<b>Squid</b>						
Squid, Frozen Whole	14,869	69,898	4.70	5,351	29,362	5.49
<b>Total for Squid</b>	14,869	69,898		5,351	29,362	
<b>Total for Madagascar</b>	14,869	69,898		5,351	29,362	

NETT	Jan 2015 - Dec 2015			Month-to-Date: December - 2015		
	Weight (kg)	FOB* Value (\$NZ)	Unit Value	Weight (kg)	FOB* Value (\$NZ)	Unit Value
<b>Malaysia</b>						
<b>Alfonsino</b>						
Finfish, Frozen Whole	250	2,022	8.09	250	2,022	8.09
<b>Total for Alfonsino</b>	<b>250</b>	<b>2,022</b>		<b>250</b>	<b>2,022</b>	
<b>Antarctic Toothfish</b>						
Finfish, Frozen Headed and Gutted	309	9,757	31.58			
<b>Total for Antarctic Toothfish</b>	<b>309</b>	<b>9,757</b>				
<b>Cod, Red</b>						
Finfish, Frozen Whole	480	1,481	3.09			
<b>Total for Cod, Red</b>	<b>480</b>	<b>1,481</b>				
<b>Elephant Fish</b>						
Finfish, Frozen Other form	2,740	29,455	10.75			
<b>Total for Elephant Fish</b>	<b>2,740</b>	<b>29,455</b>				
<b>Fillets dried</b>						
Finfish, Processed Dried	90	74,200	824.44			
<b>Total for Fillets dried</b>	<b>90</b>	<b>74,200</b>				
<b>Finfish, fillet blocks</b>						
Finfish, Frozen Fillet Blocks	15	46	3.07			
<b>Total for Finfish, fillet blocks</b>	<b>15</b>	<b>46</b>				
<b>Finfish, minced blocks</b>						
Finfish, Frozen Other form	22,245	64,956	2.92			
<b>Total for Finfish, minced blocks</b>	<b>22,245</b>	<b>64,956</b>				
<b>Finfish, other fish meat</b>						
Finfish, Processed Other	42	1,433	34.12			
<b>Total for Finfish, other fish meat</b>	<b>42</b>	<b>1,433</b>				
<b>Fish heads, tails and maws</b>						
Finfish, Processed Smoked, Dried, Salted or i	74,298	227,094	3.06			
<b>Total for Fish heads, tails and maws</b>	<b>74,298</b>	<b>227,094</b>				
<b>Fish meal fit for human</b>						
Finfish, Processed Other	290	14,164	48.84			
<b>Total for Fish meal fit for human</b>	<b>290</b>	<b>14,164</b>				
<b>Fish prod unfit for human</b>						
Finfish, Processed Other	257,898	406,655	1.58	36,000	70,392	1.96
<b>Total for Fish prod unfit for human</b>	<b>257,898</b>	<b>406,655</b>		<b>36,000</b>	<b>70,392</b>	
<b>Flounder</b>						
Finfish, Chilled Whole	61	885	14.51			
<b>Total for Flounder</b>	<b>61</b>	<b>885</b>				
<b>Gemfish</b>						

NETT	Jan 2015 - Dec 2015			Month-to-Date: December - 2015		
	Weight (kg)	FOB* Value (\$NZ)	Unit Value	Weight (kg)	FOB* Value (\$NZ)	Unit Value
<b>Malaysia</b>						
Finfish, Frozen Other form	99	454	4.59			
<b>Total for Gemfish</b>	99	454				
<b>Ghostshark</b>						
Finfish, Frozen Fillets	1,750	11,932	6.82	1,500	10,458	6.97
<b>Total for Ghostshark</b>	1,750	11,932		1,500	10,458	
<b>Groper</b>						
Finfish, Chilled Other form	10	116	11.60			
<b>Total for Groper</b>	10	116				
<b>Gurnard</b>						
Finfish, Chilled Whole	237	1,840	7.76	37	319	8.62
<b>Total for Gurnard</b>	237	1,840		37	319	
<b>Hake</b>						
Finfish, Frozen Fillets	669	4,534	6.78			
Finfish, Frozen Other form	6,443	38,434	5.97			
<b>Total for Hake</b>	7,112	42,968				
<b>Hoki</b>						
Finfish, Chilled Fillets	40	287	7.18			
Finfish, Frozen Fillet Blocks	161,790	772,832	4.78	19,275	91,293	4.74
Finfish, Frozen Fillets	38,874	187,349	4.82			
Finfish, Frozen Other form	3,188	19,032	5.97			
<b>Total for Hoki</b>	203,892	979,500		19,275	91,293	
<b>John Dory</b>						
Finfish, Chilled Whole	252	3,419	13.57			
<b>Total for John Dory</b>	252	3,419				
<b>Ling</b>						
Finfish, Frozen Fillets	500	22,849	45.70			
Finfish, Frozen Other form	81,508	110,277	1.35			
<b>Total for Ling</b>	82,008	133,126				
<b>Mackerel, Jack</b>						
Finfish, Frozen Whole	80	118	1.48			
<b>Total for Mackerel, Jack</b>	80	118				
<b>Monkfish (Stargazer)</b>						
Finfish, Frozen Other form	750	4,384	5.85			
<b>Total for Monkfish (Stargazer)</b>	750	4,384				
<b>Mussels</b>						
Mussels, Freeze-dried pwd	85	4,460	52.47			
Mussels, HS Frozen	325,975	2,692,303	8.26	42,147	340,122	8.07
Mussels, Meat Frozen	3,508	32,712	9.32	2,000	18,700	9.35
Mussels, Whole Frozen	3,708	31,096	8.39			
Mussels, Dried, Salted or in Brine	9	80	8.89			

NETT	Jan 2015 - Dec 2015			Month-to-Date: December - 2015		
	Weight (kg)	FOB* Value (\$NZ)	Unit Value	Weight (kg)	FOB* Value (\$NZ)	Unit Value
<b>Malaysia</b>						
Total for Mussels	333,285	2,760,651		44,147	358,822	
<b>Octopus</b>						
Other Molluscs, Chilled	19	190	10.00			
Total for Octopus	19	190				
<b>Orange Roughy</b>						
Finfish, Frozen Other form	50	596	11.92			
Total for Orange Roughy	50	596				
<b>Other</b>						
Finfish, Chilled Other form	62	908	14.65	50	731	14.62
Total for Other	62	908		50	731	
<b>Other chilled fillets</b>						
Finfish, Chilled Fillets	51	205	4.02			
Total for Other chilled fillets	51	205				
<b>Other chilled finfish</b>						
Finfish, Chilled Headed and Guttled	125	1,039	8.31			
Finfish, Chilled Other form	130	1,553	11.95	26	331	12.73
Finfish, Chilled Whole	259	2,727	10.53	36	501	13.92
Total for Other chilled finfish	514	5,319		62	832	
<b>Other dried finfish</b>						
Other, Processed Dried	843	152,500	180.90	733	73,300	100.00
Total for Other dried finfish	843	152,500		733	73,300	
<b>Other Flatfish</b>						
Finfish, Frozen Whole	200	1,029	5.15			
Total for Other Flatfish	200	1,029				
<b>Other frozen fillets</b>						
Finfish, Frozen Fillets	750	8,025	10.70			
Total for Other frozen fillets	750	8,025				
<b>Other frozen finfish</b>						
Finfish, Frozen Other form	12,390	33,998	2.74			
Finfish, Frozen Whole	500	2,475	4.95	500	2,475	4.95
Total for Other frozen finfish	12,890	36,473		500	2,475	
<b>Other Molluscs</b>						
Other Molluscs, Live	797	9,791	12.28			
Other Molluscs, Processed Packed	454	6,815	15.01	216	2,429	11.25
Total for Other Molluscs	1,251	16,606		216	2,429	
<b>Oysters, Pacific</b>						
Oysters, Live	1,830	29,680	16.22	40	673	16.83
Oysters, Frozen	250	3,939	15.76			



NETT	Jan 2015 - Dec 2015			Month-to-Date: December - 2015		
	Weight (kg)	FOB* Value (\$NZ)	Unit Value	Weight (kg)	FOB* Value (\$NZ)	Unit Value
<b>Malaysia</b>						
Total for Oysters, Pacific	2,080	33,619		40	673	
<b>Paua</b>						
Other Molluscs, Processed Cans or Jars	45,886	2,045,796	44.58	2,759	127,781	46.31
Total for Paua	45,886	2,045,796		2,759	127,781	
<b>Rays &amp; Skates</b>						
Finfish, Frozen Other form	200	725	3.63			
Total for Rays & Skates	200	725				
<b>Rock Lobster</b>						
Rock Lobster, Chilled Live	2,157	241,240	111.84	275	30,445	110.71
Total for Rock Lobster	2,157	241,240		275	30,445	
<b>Salmon</b>						
Finfish, Chilled Fillets	29	941	32.45			
Finfish, Processed Smoked	736	33,585	45.63	59	3,135	53.14
Total for Salmon	765	34,526		59	3,135	
<b>Salmon, Pacific</b>						
Finfish, Chilled Other form	13,733	284,830	20.74	1,240	28,707	23.15
Finfish, Chilled Whole	8	248	31.00			
Total for Salmon, Pacific	13,741	285,078		1,240	28,707	
<b>School shark</b>						
Finfish, Frozen Other form	9,790	176,121	17.99			
Total for School shark	9,790	176,121				
<b>Sea Perch</b>						
Finfish, Frozen Whole	130	530	4.08			
Total for Sea Perch	130	530				
<b>Shark Fins</b>						
Finfish, Processed Smoked, Dried, Salted or i	1,010	31,510	31.20			
Total for Shark Fins	1,010	31,510				
<b>Shrimps &amp; Prawns other</b>						
Other Crustacea, Frozen	6,712	64,902	9.67	6,700	64,146	9.57
Total for Shrimps & Prawns other	6,712	64,902		6,700	64,146	
<b>Snapper</b>						
Finfish, Chilled Other form	20	287	14.35			
Finfish, Chilled Whole	371	4,988	13.44	74	1,078	14.57
Total for Snapper	391	5,275		74	1,078	
<b>Sole, Lemon</b>						
Finfish, Chilled Fillets	40	679	16.98			
Finfish, Chilled Whole	272	2,519	9.26	92	911	9.90
Finfish, Frozen Whole	450	3,463	7.70	300	2,405	8.02

NETT	Jan 2015 - Dec 2015			Month-to-Date: December - 2015		
	Weight (kg)	FOB* Value (\$NZ)	Unit Value	Weight (kg)	FOB* Value (\$NZ)	Unit Value
<b>Malaysia</b>						
Total for Sole, Lemon	762	6,661		392	3,316	
<b>Sole, New Zealand</b>						
Finfish, Frozen Whole	400	2,650	6.63			
Total for Sole, New Zealand	400	2,650				
<b>Spiny Dogfish</b>						
Finfish, Frozen Other form	8,890	72,042	8.10			
Total for Spiny Dogfish	8,890	72,042				
<b>Spotted Dogfish ( Rig )</b>						
Finfish, Frozen Other form	5,255	36,491	6.94			
Total for Spotted Dogfish ( Rig )	5,255	36,491				
<b>Squid</b>						
Squid, Frozen Whole	60	156	2.60			
Total for Squid	60	156				
<b>Swordfish</b>						
Finfish, Chilled Headed and Guttled	44	704	16.00			
Total for Swordfish	44	704				
<b>Tarakihi</b>						
Finfish, Chilled Whole	414	3,063	7.40	40	342	8.55
Total for Tarakihi	414	3,063		40	342	
<b>Tuatua</b>						
Other Molluscs, Chilled	35	396	11.31			
Total for Tuatua	35	396				
<b>Turbots</b>						
Finfish, Frozen Whole	20	76	3.80			
Total for Turbots	20	76				
<b>Warehou, Blue</b>						
Finfish, Frozen Other form	40	122	3.05			
Total for Warehou, Blue	40	122				
Total for Malaysia	1,103,605	8,034,190		114,349	872,696	

NETT	Jan 2015 - Dec 2015			Month-to-Date: December - 2015		
	Weight (kg)	FOB* Value (\$NZ)	Unit Value	Weight (kg)	FOB* Value (\$NZ)	Unit Value
<b>Maldives</b>						
<b>Mussels</b>						
Mussels, HS Frozen	3,600	26,769	7.44			
<b>Total for Mussels</b>	3,600	26,769				
<b>Total for Maldives</b>	3,600	26,769				

NETT	Jan 2015 - Dec 2015			Month-to-Date: December - 2015		
	Weight (kg)	FOB* Value (\$NZ)	Unit Value	Weight (kg)	FOB* Value (\$NZ)	Unit Value
<b>Malta</b>						
<b>Mussels</b>						
Mussels, HS Frozen	9,360	64,820	6.93			
<b>Total for Mussels</b>	9,360	64,820				
<b>Total for Malta</b>	9,360	64,820				

NETT	Jan 2015 - Dec 2015			Month-to-Date: December - 2015		
	Weight (kg)	FOB* Value (\$NZ)	Unit Value	Weight (kg)	FOB* Value (\$NZ)	Unit Value
<b>Martinique</b>						
<b>Mussels</b>						
Mussels, HS Frozen	2,004	17,079	8.52			
<b>Total for Mussels</b>	2,004	17,079				
<b>Total for Martinique</b>	2,004	17,079				

NETT	Jan 2015 - Dec 2015			Month-to-Date: December - 2015		
	Weight (kg)	FOB* Value (\$NZ)	Unit Value	Weight (kg)	FOB* Value (\$NZ)	Unit Value
<b>Mauritius</b>						
<b>Barracouta</b>						
Finfish, Frozen Headed and Guttled	347,128	731,536	2.11	30,864	69,143	2.24
Finfish, Frozen Whole	231,531	392,091	1.69			
<b>Total for Barracouta</b>	<b>578,659</b>	<b>1,123,627</b>		<b>30,864</b>	<b>69,143</b>	
<b>Fish prod unfit for human</b>						
Finfish, Processed Flours,meals,pellets	1,020	6,520	6.39			
<b>Total for Fish prod unfit for human</b>	<b>1,020</b>	<b>6,520</b>				
<b>Hoki</b>						
Finfish, Frozen Fillet Blocks	34,014	169,094	4.97	18,000	72,168	4.01
<b>Total for Hoki</b>	<b>34,014</b>	<b>169,094</b>		<b>18,000</b>	<b>72,168</b>	
<b>Mussels</b>						
Mussels, HS Frozen	16,657	140,984	8.46			
Mussels, Whole Frozen	587	4,026	6.86			
<b>Total for Mussels</b>	<b>17,244</b>	<b>145,010</b>				
<b>Salmon</b>						
Finfish, Frozen Fillets	3	72	24.00			
<b>Total for Salmon</b>	<b>3</b>	<b>72</b>				
<b>Tuna, Skipjack</b>						
Finfish, Frozen Whole	4,630,486	6,558,867	1.42			
<b>Total for Tuna, Skipjack</b>	<b>4,630,486</b>	<b>6,558,867</b>				
<b>Total for Mauritius</b>	<b>5,261,426</b>	<b>8,003,190</b>		<b>48,864</b>	<b>141,311</b>	

NETT	Jan 2015 - Dec 2015			Month-to-Date: December - 2015		
	Weight (kg)	FOB* Value (\$NZ)	Unit Value	Weight (kg)	FOB* Value (\$NZ)	Unit Value
<b>Mayotte</b>						
<b>Mackerel, Blue</b>						
Finfish, Frozen Whole	33,780	42,147	1.25			
<b>Total for Mackerel, Blue</b>	<b>33,780</b>	<b>42,147</b>				
<b>Mackerel, Jack</b>						
Finfish, Frozen Whole	19,880	58,340	2.93	12,880	44,223	3.43
<b>Total for Mackerel, Jack</b>	<b>19,880</b>	<b>58,340</b>		<b>12,880</b>	<b>44,223</b>	
<b>Trevally</b>						
Finfish, Frozen Whole	238,440	701,929	2.94	14,490	40,674	2.81
<b>Total for Trevally</b>	<b>238,440</b>	<b>701,929</b>		<b>14,490</b>	<b>40,674</b>	
<b>Total for Mayotte</b>	<b>292,100</b>	<b>802,416</b>		<b>27,370</b>	<b>84,897</b>	

NETT	Jan 2015 - Dec 2015			Month-to-Date: December - 2015		
	Weight (kg)	FOB* Value (\$NZ)	Unit Value	Weight (kg)	FOB* Value (\$NZ)	Unit Value
<b>Mexico</b>						
<b>Crustaceans</b>						
Other Crustacea, Processed	2,720	121,180	44.55			
<b>Total for Crustaceans</b>	<b>2,720</b>	<b>121,180</b>				
<b>Mussels</b>						
Mussels, HS Frozen	167,847	1,239,736	7.39	8,208	56,909	6.93
<b>Total for Mussels</b>	<b>167,847</b>	<b>1,239,736</b>		<b>8,208</b>	<b>56,909</b>	
<b>Total for Mexico</b>	<b>170,567</b>	<b>1,360,916</b>		<b>8,208</b>	<b>56,909</b>	



NETT	Jan 2015 - Dec 2015			Month-to-Date: December - 2015		
	Weight (kg)	FOB* Value (\$NZ)	Unit Value	Weight (kg)	FOB* Value (\$NZ)	Unit Value
<b>Moldova</b>						
<b>Mackerel, Jack</b>						
Finfish, Frozen Headed and Guttled	15,960	44,510	2.79	15,960	44,510	2.79
Finfish, Frozen Whole	513,821	612,384	1.19			
<b>Total for Mackerel, Jack</b>	<b>529,781</b>	<b>656,894</b>		<b>15,960</b>	<b>44,510</b>	
<b>Total for Moldova</b>	<b>529,781</b>	<b>656,894</b>		<b>15,960</b>	<b>44,510</b>	

NETT	Jan 2015 - Dec 2015			Month-to-Date: December - 2015		
	Weight (kg)	FOB* Value (\$NZ)	Unit Value	Weight (kg)	FOB* Value (\$NZ)	Unit Value
<b>Mozambique</b>						
<b>Fish heads, tails and maws</b>						
Finfish, Processed Smoked, Dried, Salted or i	26,080	31,627	1.21	26,080	31,627	1.21
<b>Total for Fish heads, tails and maws</b>	<b>26,080</b>	<b>31,627</b>		<b>26,080</b>	<b>31,627</b>	
<b>Mackerel, Jack</b>						
Finfish, Frozen Whole	3,019,408	3,827,399	1.27	342,748	293,814	0.86
<b>Total for Mackerel, Jack</b>	<b>3,019,408</b>	<b>3,827,399</b>		<b>342,748</b>	<b>293,814</b>	
<b>Total for Mozambique</b>	<b>3,045,488</b>	<b>3,859,026</b>		<b>368,828</b>	<b>325,441</b>	

NETT	Jan 2015 - Dec 2015			Month-to-Date: December - 2015		
	Weight (kg)	FOB* Value (\$NZ)	Unit Value	Weight (kg)	FOB* Value (\$NZ)	Unit Value
<b>Myanmar</b>						
<b>Finfish, other fish meat</b>						
Finfish, Processed Other	150	1,870	12.47			
<b>Total for Finfish, other fish meat</b>	<b>150</b>	<b>1,870</b>				
<b>Hoki</b>						
Finfish, Frozen Fillets	472	3,423	7.25			
<b>Total for Hoki</b>	<b>472</b>	<b>3,423</b>				
<b>Mackerel, Jack</b>						
Finfish, Frozen Whole	160	446	2.79			
<b>Total for Mackerel, Jack</b>	<b>160</b>	<b>446</b>				
<b>Mussels</b>						
Mussels, HS Frozen	3,636	32,417	8.92			
<b>Total for Mussels</b>	<b>3,636</b>	<b>32,417</b>				
<b>Other Crustacea</b>						
Other Crustacea, Frozen	204	11,521	56.48			
<b>Total for Other Crustacea</b>	<b>204</b>	<b>11,521</b>				
<b>Other salmonidea</b>						
Finfish, Frozen Other form	1,408	14,758	10.48			
<b>Total for Other salmonidea</b>	<b>1,408</b>	<b>14,758</b>				
<b>Oysters, Pacific</b>						
Oysters, Frozen	253	2,639	10.43			
<b>Total for Oysters, Pacific</b>	<b>253</b>	<b>2,639</b>				
<b>Total for Myanmar</b>	<b>6,283</b>	<b>67,074</b>				

NETT	Jan 2015 - Dec 2015			Month-to-Date: December - 2015		
	Weight (kg)	FOB* Value (\$NZ)	Unit Value	Weight (kg)	FOB* Value (\$NZ)	Unit Value
<b>Namibia</b>						
<b>Kahawai</b>						
Finfish, Frozen Whole	95,000	173,122	1.82			
<b>Total for Kahawai</b>	<b>95,000</b>	<b>173,122</b>				
<b>Mackerel, Blue</b>						
Finfish, Frozen Whole	2,000	2,017	1.01			
<b>Total for Mackerel, Blue</b>	<b>2,000</b>	<b>2,017</b>				
<b>Mackerel, Jack</b>						
Finfish, Frozen Whole	80,560	83,438	1.04			
<b>Total for Mackerel, Jack</b>	<b>80,560</b>	<b>83,438</b>				
<b>Total for Namibia</b>	<b>177,560</b>	<b>258,577</b>				

NETT	Jan 2015 - Dec 2015			Month-to-Date: December - 2015		
	Weight (kg)	FOB* Value (\$NZ)	Unit Value	Weight (kg)	FOB* Value (\$NZ)	Unit Value
<b>Netherlands</b>						
<b>Crustaceans</b>						
Other Crustacea, Processed	16,200	65,743	4.06			
<b>Total for Crustaceans</b>	<b>16,200</b>	<b>65,743</b>				
<b>Crustn, Molluscs extract</b>						
Other Crustacea, Processed Extracts	20,680	3,564,109	172.35			
<b>Total for Crustn, Molluscs extract</b>	<b>20,680</b>	<b>3,564,109</b>				
<b>Fish prod unfit for human</b>						
Finfish, Processed Other	450	16,221	36.05			
<b>Total for Fish prod unfit for human</b>	<b>450</b>	<b>16,221</b>				
<b>Hake</b>						
Finfish, Frozen Headed and Gutted	4,000	28,492	7.12			
Finfish, Frozen Other form	40,368	269,980	6.69	24,768	164,532	6.64
<b>Total for Hake</b>	<b>44,368</b>	<b>298,472</b>		<b>24,768</b>	<b>164,532</b>	
<b>Hoki</b>						
Finfish, Frozen Fillets	193,984	962,995	4.96	408	2,528	6.20
<b>Total for Hoki</b>	<b>193,984</b>	<b>962,995</b>		<b>408</b>	<b>2,528</b>	
<b>Kahawai</b>						
Finfish, Frozen Whole	41,700	78,057	1.87			
<b>Total for Kahawai</b>	<b>41,700</b>	<b>78,057</b>				
<b>Ling</b>						
Finfish, Frozen Headed and Gutted	14,000	96,972	6.93			
<b>Total for Ling</b>	<b>14,000</b>	<b>96,972</b>				
<b>Mackerel, Jack</b>						
Finfish, Frozen Whole	18,500	36,327	1.96			
<b>Total for Mackerel, Jack</b>	<b>18,500</b>	<b>36,327</b>				
<b>Mussels</b>						
Mussels, Freeze-dried pwd	322	26,800	83.23			
Mussels, HS Frozen	680,351	5,520,799	8.11	40,460	358,008	8.85
Mussels, Meat Frozen	1,530	17,163	11.22			
<b>Total for Mussels</b>	<b>682,203</b>	<b>5,564,762</b>		<b>40,460</b>	<b>358,008</b>	
<b>Orange Roughy</b>						
Finfish, Frozen Fillets	500	10,445	20.89	500	10,445	20.89
<b>Total for Orange Roughy</b>	<b>500</b>	<b>10,445</b>		<b>500</b>	<b>10,445</b>	
<b>Oreo Dory, Smooth</b>						
Finfish, Frozen Fillets	5,500	57,452	10.45			
<b>Total for Oreo Dory, Smooth</b>	<b>5,500</b>	<b>57,452</b>				
<b>Other frozen fillets</b>						
Finfish, Frozen Fillets	100	1,001	10.01	100	1,001	10.01

NETT	Jan 2015 - Dec 2015			Month-to-Date: December - 2015		
	Weight (kg)	FOB* Value (\$NZ)	Unit Value	Weight (kg)	FOB* Value (\$NZ)	Unit Value
<b>Netherlands</b>						
Total for Other frozen fillets	100	1,001		100	1,001	
<b>Paua</b>						
Other Molluscs, Frozen	6,734	265,623	39.45			
Total for Paua	6,734	265,623				
<b>Rays &amp; Skates</b>						
Finfish, Frozen Other form	40,500	187,336	4.63	12,500	57,846	4.63
Total for Rays & Skates	40,500	187,336		12,500	57,846	
<b>Salmon</b>						
Finfish, Frozen Fillets	15,613	392,990	25.17	2,508	64,177	25.59
Finfish, Processed Smoked	11,550	552,960	47.88	2,860	138,163	48.31
Total for Salmon	27,163	945,950		5,368	202,340	
<b>Salmon, Pacific</b>						
Finfish, Chilled Other form	373	6,486	17.39			
Total for Salmon, Pacific	373	6,486				
<b>Squid</b>						
Squid, Frozen Whole	34,300	112,835	3.29			
Total for Squid	34,300	112,835				
<b>Tarakihi</b>						
Finfish, Frozen Fillets	100	1,145	11.45	100	1,145	11.45
Total for Tarakihi	100	1,145		100	1,145	
<b>Trevally</b>						
Finfish, Frozen Whole	178,700	520,033	2.91			
Total for Trevally	178,700	520,033				
<b>Total for Netherlands</b>	<b>1,326,055</b>	<b>12,791,964</b>		<b>84,204</b>	<b>797,845</b>	

NETT	Jan 2015 - Dec 2015			Month-to-Date: December - 2015		
	Weight (kg)	FOB* Value (\$NZ)	Unit Value	Weight (kg)	FOB* Value (\$NZ)	Unit Value
<b>New Caledonia</b>						
<b>Alaska Pollack</b>						
Finfish, Frozen Fillets	2,727	19,833	7.27			
<b>Total for Alaska Pollack</b>	<b>2,727</b>	<b>19,833</b>				
<b>Carp</b>						
Finfish, Chilled Fillets	200	832	4.16	200	832	4.16
<b>Total for Carp</b>	<b>200</b>	<b>832</b>		<b>200</b>	<b>832</b>	
<b>Catfish</b>						
Finfish, Frozen Fillets	6,490	29,329	4.52	750	3,507	4.68
<b>Total for Catfish</b>	<b>6,490</b>	<b>29,329</b>		<b>750</b>	<b>3,507</b>	
<b>Cod, Red</b>						
Finfish, Frozen Fillets	4,456	31,836	7.14	2,960	22,021	7.44
Finfish, Frozen Other form	480	3,063	6.38			
Finfish, Processed Smoked	550	3,958	7.20			
<b>Total for Cod, Red</b>	<b>5,486</b>	<b>38,857</b>		<b>2,960</b>	<b>22,021</b>	
<b>Crab</b>						
Other Crustacea, Frozen	757	23,282	30.76	207	6,012	29.04
Other Crustacea, Processed	1,950	9,573	4.91			
<b>Total for Crab</b>	<b>2,707</b>	<b>32,855</b>		<b>207</b>	<b>6,012</b>	
<b>Finfish, other fish meat</b>						
Finfish, Processed Other	1,001	24,476	24.45			
<b>Total for Finfish, other fish meat</b>	<b>1,001</b>	<b>24,476</b>				
<b>Fish cakes</b>						
Finfish, Processed Other	5,284	32,289	6.11	531	3,044	5.73
<b>Total for Fish cakes</b>	<b>5,284</b>	<b>32,289</b>		<b>531</b>	<b>3,044</b>	
<b>Fish fingers</b>						
Finfish, Processed Other	17,382	136,818	7.87	1,109	8,476	7.64
<b>Total for Fish fingers</b>	<b>17,382</b>	<b>136,818</b>		<b>1,109</b>	<b>8,476</b>	
<b>Fish Flours,meals,pellets</b>						
Finfish, Processed Flours,meals,pellets	3,100	17,050	5.50			
<b>Total for Fish Flours,meals,pellets</b>	<b>3,100</b>	<b>17,050</b>				
<b>Fish prod unfit for human</b>						
Finfish, Processed Flours,meals,pellets	42,000	94,346	2.25			
Finfish, Processed Other	4,800	22,680	4.73			
<b>Total for Fish prod unfit for human</b>	<b>46,800</b>	<b>117,026</b>				
<b>Flounder</b>						
Finfish, Frozen Whole	100	841	8.41			
<b>Total for Flounder</b>	<b>100</b>	<b>841</b>				
<b>Hoki</b>						

NETT	Jan 2015 - Dec 2015			Month-to-Date: December - 2015		
	Weight (kg)	FOB* Value (\$NZ)	Unit Value	Weight (kg)	FOB* Value (\$NZ)	Unit Value
<b>New Caledonia</b>						
Finfish, Frozen Fillets	40,366	247,803	6.14	5,304	32,388	6.11
Finfish, Frozen Other form	1,000	5,359	5.36			
<b>Total for Hoki</b>	<b>41,366</b>	<b>253,162</b>		<b>5,304</b>	<b>32,388</b>	
<b>John Dory</b>						
Finfish, Frozen Fillets	278	3,525	12.68	75	1,500	20.00
<b>Total for John Dory</b>	<b>278</b>	<b>3,525</b>		<b>75</b>	<b>1,500</b>	
<b>Monkfish (Stargazer)</b>						
Finfish, Frozen Fillets	525	6,500	12.38			
<b>Total for Monkfish (Stargazer)</b>	<b>525</b>	<b>6,500</b>				
<b>Mussels</b>						
Mussels, HS Frozen	21,668	162,144	7.48	2,123	17,798	8.38
Mussels, Live	12,125	66,474	5.48	7,396	45,491	6.15
Mussels, Meat Frozen	15,288	151,510	9.91	1,392	16,472	11.83
Mussels, Whole Frozen	27,442	121,191	4.42	4,510	14,475	3.21
Mussels, Dried, Salted or in Brine	1,933	9,037	4.68			
<b>Total for Mussels</b>	<b>78,456</b>	<b>510,356</b>		<b>15,421</b>	<b>94,236</b>	
<b>Octopus</b>						
Other Molluscs, Frozen Whole	1,800	15,740	8.74	640	5,061	7.91
<b>Total for Octopus</b>	<b>1,800</b>	<b>15,740</b>		<b>640</b>	<b>5,061</b>	
<b>Orange Roughy</b>						
Finfish, Frozen Fillets	100	2,120	21.20			
<b>Total for Orange Roughy</b>	<b>100</b>	<b>2,120</b>				
<b>Other dried finfish</b>						
Other, Processed Dried	4	191	47.75			
<b>Total for Other dried finfish</b>	<b>4</b>	<b>191</b>				
<b>Other Fish Packed</b>						
Other, Processed Cans or Jars, Whole or in pi	5,505	46,082	8.37	505	3,082	6.10
<b>Total for Other Fish Packed</b>	<b>5,505</b>	<b>46,082</b>		<b>505</b>	<b>3,082</b>	
<b>Other Flatfish</b>						
Finfish, Frozen Whole	500	2,750	5.50			
<b>Total for Other Flatfish</b>	<b>500</b>	<b>2,750</b>				
<b>Other frozen finfish</b>						
Finfish, Frozen Whole	250	1,482	5.93			
<b>Total for Other frozen finfish</b>	<b>250</b>	<b>1,482</b>				
<b>Other Molluscs</b>						
Other Molluscs, Frozen	450	3,410	7.58			
<b>Total for Other Molluscs</b>	<b>450</b>	<b>3,410</b>				
<b>Other preparations</b>						
Other, Processed Other	41,205	317,234	7.70	750	5,768	7.69



NETT	Jan 2015 - Dec 2015			Month-to-Date: December - 2015		
	Weight (kg)	FOB* Value (\$NZ)	Unit Value	Weight (kg)	FOB* Value (\$NZ)	Unit Value
<b>New Caledonia</b>						
Total for Other preparations	41,205	317,234		750	5,768	
<b>Other salmonidea</b>						
Finfish, Chilled Other form	64	2,797	43.70			
Total for Other salmonidea	64	2,797				
<b>Oysters, Pacific</b>						
Oysters, Live	128,095	1,219,411	9.52	56,203	528,929	9.41
Oysters, Chilled	3,800	48,283	12.71	2,500	26,085	10.43
Oysters, Frozen	3,580	49,292	13.77	1,550	15,190	9.80
Total for Oysters, Pacific	135,475	1,316,986		60,253	570,204	
<b>Rays &amp; Skates</b>						
Finfish, Frozen Fillets	325	2,142	6.59			
Finfish, Frozen Other form	1,770	3,989	2.25			
Total for Rays & Skates	2,095	6,131				
<b>Rock Lobster</b>						
Rock Lobster, Frozen Whole	517	16,216	31.37			
Total for Rock Lobster	517	16,216				
<b>Salmon</b>						
Finfish, Chilled Fillets	1,067	25,284	23.70			
Finfish, Frozen Fillets	5,407	118,162	21.85	810	13,934	17.20
Finfish, Processed Smoked	670	38,489	57.45	54	3,709	68.69
Total for Salmon	7,144	181,935		864	17,643	
<b>Salmon, Pacific</b>						
Finfish, Chilled Other form	1,566	32,656	20.85	301	6,874	22.84
Finfish, Chilled Whole	617	13,270	21.51			
Total for Salmon, Pacific	2,183	45,926		301	6,874	
<b>Scallops</b>						
Other Molluscs, Frozen	3,290	68,841	20.92	160	3,383	21.14
Total for Scallops	3,290	68,841		160	3,383	
<b>Shrimps &amp; Prawns</b>						
Other Crustacea, Processed	101	3,273	32.41			
Total for Shrimps & Prawns	101	3,273				
<b>Shrimps &amp; Prawns other</b>						
Other Crustacea, Frozen	310	6,211	20.04			
Total for Shrimps & Prawns other	310	6,211				
<b>Sole, Lemon</b>						
Finfish, Frozen Other form	500	2,659	5.32			
Finfish, Frozen Whole	3,980	24,876	6.25	2,490	15,563	6.25
Total for Sole, Lemon	4,480	27,535		2,490	15,563	
<b>Sole, New Zealand</b>						

NETT	Jan 2015 - Dec 2015			Month-to-Date: December - 2015		
	Weight (kg)	FOB* Value (\$NZ)	Unit Value	Weight (kg)	FOB* Value (\$NZ)	Unit Value
<b>New Caledonia</b>						
Finfish, Frozen Other form	1,280	7,225	5.64			
Finfish, Frozen Whole	4,004	26,562	6.63	200	1,279	6.40
<b>Total for Sole, New Zealand</b>	<b>5,284</b>	<b>33,787</b>		<b>200</b>	<b>1,279</b>	
<b>Southern Blue Whiting</b>						
Finfish, Frozen Fillets	1,500	10,109	6.74			
<b>Total for Southern Blue Whiting</b>	<b>1,500</b>	<b>10,109</b>				
<b>Squid</b>						
Squid, Frozen Other Form	4,552	35,994	7.91	1,400	8,288	5.92
Squid, Frozen Tubes/Steaks	20,470	118,175	5.77	2,150	12,837	5.97
Squid, Frozen Whole	12,764	43,754	3.43	2,000	6,900	3.45
Squid, Dried, Salted or in Brine	2,550	29,197	11.45			
<b>Total for Squid</b>	<b>40,336</b>	<b>227,120</b>		<b>5,550</b>	<b>28,025</b>	
<b>Surimi, Other species</b>						
Finfish, Surimi Other	9,660	42,270	4.38	900	3,919	4.35
<b>Total for Surimi, Other species</b>	<b>9,660</b>	<b>42,270</b>		<b>900</b>	<b>3,919</b>	
<b>Tarakihi</b>						
Finfish, Frozen Whole	2,050	16,602	8.10			
<b>Total for Tarakihi</b>	<b>2,050</b>	<b>16,602</b>				
<b>Turbots</b>						
Finfish, Frozen Whole	200	1,100	5.50	200	1,100	5.50
<b>Total for Turbots</b>	<b>200</b>	<b>1,100</b>		<b>200</b>	<b>1,100</b>	
<b>Total for New Caledonia</b>	<b>476,405</b>	<b>3,619,597</b>		<b>99,370</b>	<b>833,917</b>	

NETT	Jan 2015 - Dec 2015			Month-to-Date: December - 2015		
	Weight (kg)	FOB* Value (\$NZ)	Unit Value	Weight (kg)	FOB* Value (\$NZ)	Unit Value
<b>Nigeria</b>						
<b>Mackerel, Jack</b>						
Finfish, Frozen Whole	470,980	790,137	1.68			
<b>Total for Mackerel, Jack</b>	<b>470,980</b>	<b>790,137</b>				
<b>Mussels</b>						
Mussels, HS Frozen	720	6,854	9.52			
<b>Total for Mussels</b>	<b>720</b>	<b>6,854</b>				
<b>Other frozen finfish</b>						
Finfish, Frozen Whole	220,051	288,169	1.31			
<b>Total for Other frozen finfish</b>	<b>220,051</b>	<b>288,169</b>				
<b>Southern Blue Whiting</b>						
Finfish, Frozen Whole	413,750	413,274	1.00	337,520	340,709	1.01
<b>Total for Southern Blue Whiting</b>	<b>413,750</b>	<b>413,274</b>		<b>337,520</b>	<b>340,709</b>	
<b>Total for Nigeria</b>	<b>1,105,501</b>	<b>1,498,434</b>		<b>337,520</b>	<b>340,709</b>	

NETT	Jan 2015 - Dec 2015			Month-to-Date: December - 2015		
	Weight (kg)	FOB* Value (\$NZ)	Unit Value	Weight (kg)	FOB* Value (\$NZ)	Unit Value
<b>Niue</b>						
<b>Crab</b>						
Other Crustacea, Frozen	292	1,533	5.25			
Other Crustacea, Processed	50	413	8.26	50	413	8.26
<b>Total for Crab</b>	<b>342</b>	<b>1,946</b>		<b>50</b>	<b>413</b>	
<b>Cuttle fish</b>						
Other Molluscs, Dried, Salted or in Brine	135	1,166	8.64			
<b>Total for Cuttle fish</b>	<b>135</b>	<b>1,166</b>				
<b>Fish cakes</b>						
Finfish, Processed Other	326	2,070	6.35			
<b>Total for Fish cakes</b>	<b>326</b>	<b>2,070</b>				
<b>Fish fingers</b>						
Finfish, Processed Other	358	2,731	7.63	150	1,327	8.85
<b>Total for Fish fingers</b>	<b>358</b>	<b>2,731</b>		<b>150</b>	<b>1,327</b>	
<b>Mackerel</b>						
Finfish, Processed Cans or Jars, Whole or in p	1,186	4,989	4.21			
<b>Total for Mackerel</b>	<b>1,186</b>	<b>4,989</b>				
<b>Mussels</b>						
Mussels, HS Frozen	58	1,796	30.97			
Mussels, Meat Frozen	184	1,962	10.66			
Mussels, Whole Frozen	70	908	12.97			
Mussels, Processed Packed	162	1,751	10.81	27	299	11.07
<b>Total for Mussels</b>	<b>474</b>	<b>6,417</b>		<b>27</b>	<b>299</b>	
<b>Octopus</b>						
Other Molluscs, Processed Packed	20	234	11.70	20	234	11.70
<b>Total for Octopus</b>	<b>20</b>	<b>234</b>		<b>20</b>	<b>234</b>	
<b>Other Fish Packed</b>						
Other, Processed Cans or Jars, Whole or in pi	15	1,898	126.53			
<b>Total for Other Fish Packed</b>	<b>15</b>	<b>1,898</b>				
<b>Other minced</b>						
Finfish, Processed Packed	236	24,751	104.88			
<b>Total for Other minced</b>	<b>236</b>	<b>24,751</b>				
<b>Other Molluscs</b>						
Other Molluscs, Frozen	4	428	107.00			
Other Molluscs, Processed Packed	8	117	14.63	8	117	14.63
<b>Total for Other Molluscs</b>	<b>12</b>	<b>545</b>		<b>8</b>	<b>117</b>	
<b>Other preparations</b>						
Other, Processed Other	75	3,533	47.11			
<b>Total for Other preparations</b>	<b>75</b>	<b>3,533</b>				

NETT	Jan 2015 - Dec 2015			Month-to-Date: December - 2015		
	Weight (kg)	FOB* Value (\$NZ)	Unit Value	Weight (kg)	FOB* Value (\$NZ)	Unit Value
<b>Niue</b>						
<b>Oysters</b>						
Oysters, Processed Packed	15	1,915	127.67			
Total for Oysters	15	1,915				
<b>Oysters, Dredge</b>						
Oysters, Frozen	20	443	22.15			
Total for Oysters, Dredge	20	443				
<b>Salmon</b>						
Finfish, Chilled Fillets	83	2,262	27.25	3	462	154.00
Finfish, Processed Cans or Jars,Whole or in p	1,015	43,829	43.18	9	411	45.67
Finfish, Processed Smoked	75	2,093	27.91	50	1,395	27.90
Total for Salmon	1,173	48,184		62	2,268	
<b>Sardines</b>						
Finfish, Processed Cans or Jars,Whole or in p	268	2,220	8.28			
Total for Sardines	268	2,220				
<b>Scallops</b>						
Other Molluscs, Smoked, Dried, Salted or in	7	413	59.00			
Total for Scallops	7	413				
<b>Shrimps &amp; Prawns</b>						
Other Crustacea, Processed	100	2,354	23.54	100	2,354	23.54
Other Crustacea, Processed Cans or Jars	35	4,364	124.69			
Total for Shrimps & Prawns	135	6,718		100	2,354	
<b>Shrimps &amp; Prawns cold-water</b>						
Other Crustacea, Frozen	459	10,779	23.48			
Total for Shrimps & Prawns cold-wat	459	10,779				
<b>Shrimps &amp; Prawns other</b>						
Other Crustacea, Frozen	10	1,784	178.40			
Total for Shrimps & Prawns other	10	1,784				
<b>Squid</b>						
Squid, Processed Packed	100	938	9.38	100	938	9.38
Total for Squid	100	938		100	938	
<b>Tuna, Yellowfin</b>						
Finfish, Chilled Headed and Guttled	31	765	24.68			
Total for Tuna, Yellowfin	31	765				
<b>Tunas &amp; Atlantic Bonito</b>						
Finfish, Processed Cans or Jars,Whole or in p	2,506	29,677	11.84			
Total for Tunas & Atlantic Bonito	2,506	29,677				
<b>Whitebait</b>						
Finfish, Frozen Whole	234	5,306	22.68	150	2,475	16.50

NETT	Jan 2015 - Dec 2015			Month-to-Date: December - 2015		
	Weight (kg)	FOB* Value (\$NZ)	Unit Value	Weight (kg)	FOB* Value (\$NZ)	Unit Value
<b>Niue</b>						
Total for Whitebait	234	5,306		150	2,475	
Total for Niue	8,137	159,422		667	10,425	

NETT	Jan 2015 - Dec 2015			Month-to-Date: December - 2015		
	Weight (kg)	FOB* Value (\$NZ)	Unit Value	Weight (kg)	FOB* Value (\$NZ)	Unit Value
<b>Norfolk Island</b>						
<b>Fish fingers</b>						
Finfish, Processed Other	48	317	6.60			
<b>Total for Fish fingers</b>	<b>48</b>	<b>317</b>				
<b>Hoki</b>						
Finfish, Frozen Fillets	174	1,705	9.80			
Finfish, Frozen Other form	100	541	5.41			
<b>Total for Hoki</b>	<b>274</b>	<b>2,246</b>				
<b>Mackerel</b>						
Finfish, Processed Cans or Jars,Whole or in p	4	43	10.75			
<b>Total for Mackerel</b>	<b>4</b>	<b>43</b>				
<b>Mussels</b>						
Mussels, Crumbed, Battered	20	298	14.90			
Mussels, Meat Frozen	96	1,314	13.69			
<b>Total for Mussels</b>	<b>116</b>	<b>1,612</b>				
<b>Octopus</b>						
Other Molluscs, Frozen Whole	30	333	11.10			
<b>Total for Octopus</b>	<b>30</b>	<b>333</b>				
<b>Other Fish Packed</b>						
Other, Processed Cans or Jars,Whole or in pi	59	536	9.08			
<b>Total for Other Fish Packed</b>	<b>59</b>	<b>536</b>				
<b>Other preparations</b>						
Other, Processed Other	84	597	7.11			
<b>Total for Other preparations</b>	<b>84</b>	<b>597</b>				
<b>Other smoked fish</b>						
Other, Processed Smoked	4	63	15.75			
<b>Total for Other smoked fish</b>	<b>4</b>	<b>63</b>				
<b>Salmon</b>						
Finfish, Frozen Fillets	150	2,840	18.93			
Finfish, Processed Cans or Jars,Whole or in p	218	2,542	11.66			
<b>Total for Salmon</b>	<b>368</b>	<b>5,382</b>				
<b>Scallops</b>						
Other Molluscs, Frozen	387	7,743	20.01			
Other Molluscs, Processed Packed	40	660	16.50			
<b>Total for Scallops</b>	<b>427</b>	<b>8,403</b>				
<b>Shrimps &amp; Prawns</b>						
Other Crustacea, Processed	460	9,004	19.57			
<b>Total for Shrimps &amp; Prawns</b>	<b>460</b>	<b>9,004</b>				
<b>Shrimps &amp; Prawns other</b>						

NETT	Jan 2015 - Dec 2015			Month-to-Date: December - 2015		
	Weight (kg)	FOB* Value (\$NZ)	Unit Value	Weight (kg)	FOB* Value (\$NZ)	Unit Value
<b>Norfolk Island</b>						
Other Crustacea, Frozen	2,293	50,072	21.84			
<b>Total for Shrimps &amp; Prawns other</b>	<b>2,293</b>	<b>50,072</b>				
<b>Sprats</b>						
Finfish, Processed Cans or Jars, Whole or in p	57	1,095	19.21			
<b>Total for Sprats</b>	<b>57</b>	<b>1,095</b>				
<b>Squid</b>						
Squid, Frozen Other Form	306	2,486	8.12			
Squid, Frozen Tubes/Steaks	330	1,848	5.60			
Squid, Frz Heads&Tentacles	10	80	8.00			
Squid, Processed Packed	705	6,895	9.78			
<b>Total for Squid</b>	<b>1,351</b>	<b>11,309</b>				
<b>Surimi, Other species</b>						
Finfish, Surimi Other	339	2,707	7.99			
<b>Total for Surimi, Other species</b>	<b>339</b>	<b>2,707</b>				
<b>Tunas &amp; Atlantic Bonito</b>						
Finfish, Processed Cans or Jars, Whole or in p	27	302	11.19	4	43	10.75
<b>Total for Tunas &amp; Atlantic Bonito</b>	<b>27</b>	<b>302</b>		<b>4</b>	<b>43</b>	
<b>Total for Norfolk Island</b>	<b>5,941</b>	<b>94,021</b>		<b>4</b>	<b>43</b>	



NETT	Jan 2015 - Dec 2015			Month-to-Date: December - 2015		
	Weight (kg)	FOB* Value (\$NZ)	Unit Value	Weight (kg)	FOB* Value (\$NZ)	Unit Value
<b>Northern Mariana Islands</b>						
<b>Barracouta</b>						
Finfish, Frozen Headed and Guttled	1,556	18,681	12.01			
<b>Total for Barracouta</b>	<b>1,556</b>	<b>18,681</b>				
<b>Mussels</b>						
Mussels, HS Frozen	27,360	244,640	8.94			
Mussels, Meat Frozen	600	6,799	11.33			
<b>Total for Mussels</b>	<b>27,960</b>	<b>251,439</b>				
<b>Oysters, Rock</b>						
Oysters, Chilled	38	4,195	110.39			
<b>Total for Oysters, Rock</b>	<b>38</b>	<b>4,195</b>				
<b>Total for Northern Mariana Islands</b>	<b>29,554</b>	<b>274,315</b>				

NETT	Jan 2015 - Dec 2015			Month-to-Date: December - 2015		
	Weight (kg)	FOB* Value (\$NZ)	Unit Value	Weight (kg)	FOB* Value (\$NZ)	Unit Value
<b>Norway</b>						
<b>Fish meal fit for human</b>						
Finfish, Processed Other	350	13,456	38.45			
<b>Total for Fish meal fit for human</b>	<b>350</b>	<b>13,456</b>				
<b>Other Molluscs</b>						
Other Molluscs, Smoked, Dried, Salted or in	100	10,427	104.27			
<b>Total for Other Molluscs</b>	<b>100</b>	<b>10,427</b>				
<b>Total for Norway</b>	<b>450</b>	<b>23,883</b>				

NETT	Jan 2015 - Dec 2015			Month-to-Date: December - 2015		
	Weight (kg)	FOB* Value (\$NZ)	Unit Value	Weight (kg)	FOB* Value (\$NZ)	Unit Value
<b>Panama</b>						
<b>Mussels</b>						
Mussels, HS Frozen	8,573	72,869	8.50			
<b>Total for Mussels</b>	<b>8,573</b>	<b>72,869</b>				
<b>Total for Panama</b>	<b>8,573</b>	<b>72,869</b>				

NETT	Jan 2015 - Dec 2015			Month-to-Date: December - 2015		
	Weight (kg)	FOB* Value (\$NZ)	Unit Value	Weight (kg)	FOB* Value (\$NZ)	Unit Value
<b>Papua New Guinea</b>						
<b>Anchovies</b>						
Finfish, Processed Cans or Jars, Whole or in p	14	739	52.79			
<b>Total for Anchovies</b>	<b>14</b>	<b>739</b>				
<b>Barracouta</b>						
Finfish, Frozen Fillets	1,878,940	4,427,729	2.36	168,740	401,096	2.38
<b>Total for Barracouta</b>	<b>1,878,940</b>	<b>4,427,729</b>		<b>168,740</b>	<b>401,096</b>	
<b>Carp</b>						
Finfish, Frozen Fillets	3,050	19,647	6.44	300	1,539	5.13
<b>Total for Carp</b>	<b>3,050</b>	<b>19,647</b>		<b>300</b>	<b>1,539</b>	
<b>Catfish</b>						
Finfish, Frozen Fillets	6,480	27,805	4.29			
<b>Total for Catfish</b>	<b>6,480</b>	<b>27,805</b>				
<b>Cod, Red</b>						
Finfish, Frozen Fillet Blocks	970	5,354	5.52			
<b>Total for Cod, Red</b>	<b>970</b>	<b>5,354</b>				
<b>Crab</b>						
Other Crustacea, Processed	2,290	19,513	8.52			
<b>Total for Crab</b>	<b>2,290</b>	<b>19,513</b>				
<b>Cuttle fish</b>						
Other Molluscs, Dried, Salted or in Brine	600	5,661	9.44			
<b>Total for Cuttle fish</b>	<b>600</b>	<b>5,661</b>				
<b>Finfish, other fish meat</b>						
Finfish, Processed Other	1,640	4,668	2.85			
<b>Total for Finfish, other fish meat</b>	<b>1,640</b>	<b>4,668</b>				
<b>Fish cakes</b>						
Finfish, Processed Other	12	586	48.83			
<b>Total for Fish cakes</b>	<b>12</b>	<b>586</b>				
<b>Fish fingers</b>						
Finfish, Processed Other	296	3,056	10.32			
<b>Total for Fish fingers</b>	<b>296</b>	<b>3,056</b>				
<b>Fish meal fit for human</b>						
Finfish, Processed Other	500	4,323	8.65			
<b>Total for Fish meal fit for human</b>	<b>500</b>	<b>4,323</b>				
<b>Flounder</b>						
Finfish, Frozen Whole	200	1,982	9.91			
<b>Total for Flounder</b>	<b>200</b>	<b>1,982</b>				
<b>Hake</b>						

NETT	Jan 2015 - Dec 2015			Month-to-Date: December - 2015		
	Weight (kg)	FOB* Value (\$NZ)	Unit Value	Weight (kg)	FOB* Value (\$NZ)	Unit Value
<b>Papua New Guinea</b>						
Finfish, Frozen Fillets	50	485	9.70			
<b>Total for Hake</b>	<b>50</b>	<b>485</b>				
<b>Hoki</b>						
Finfish, Frozen Fillets	6,769	41,193	6.09			
<b>Total for Hoki</b>	<b>6,769</b>	<b>41,193</b>				
<b>John Dory</b>						
Finfish, Frozen Fillets	650	7,201	11.08	200	2,216	11.08
Finfish, Frozen Headed and Guttled	530	8,517	16.07			
<b>Total for John Dory</b>	<b>1,180</b>	<b>15,718</b>		<b>200</b>	<b>2,216</b>	
<b>Livers and Roe</b>						
Finfish, Processed Salted or in Brine	30	191	6.37			
<b>Total for Livers and Roe</b>	<b>30</b>	<b>191</b>				
<b>Mackerel, Blue</b>						
Finfish, Frozen Whole	17,600	20,384	1.16			
<b>Total for Mackerel, Blue</b>	<b>17,600</b>	<b>20,384</b>				
<b>Mussels</b>						
Mussels, HS Frozen	15,134	130,226	8.60			
Mussels, Meat Frozen	937	7,783	8.31	457	3,716	8.13
Mussels, Whole Frozen	276	1,459	5.29			
<b>Total for Mussels</b>	<b>16,347</b>	<b>139,468</b>		<b>457</b>	<b>3,716</b>	
<b>Octopus</b>						
Other Molluscs, Frozen Whole	1,961	16,195	8.26			
<b>Total for Octopus</b>	<b>1,961</b>	<b>16,195</b>				
<b>Other chilled fillets</b>						
Finfish, Chilled Fillets	600	4,071	6.79			
<b>Total for Other chilled fillets</b>	<b>600</b>	<b>4,071</b>				
<b>Other clams frozen</b>						
Other Molluscs, Frozen	200	2,982	14.91			
<b>Total for Other clams frozen</b>	<b>200</b>	<b>2,982</b>				
<b>Other Crustacea</b>						
Other Crustacea, Frozen	1,174	24,588	20.94			
Other Crustacea, Processed Packed	1,500	17,056	11.37			
<b>Total for Other Crustacea</b>	<b>2,674</b>	<b>41,644</b>				
<b>Other frozen fillets</b>						
Finfish, Frozen Fillets	50	368	7.36			
<b>Total for Other frozen fillets</b>	<b>50</b>	<b>368</b>				
<b>Other Molluscs</b>						
Other Molluscs, Smoked, Dried, Salted or in	98	606	6.18			

NETT	Jan 2015 - Dec 2015			Month-to-Date: December - 2015		
	Weight (kg)	FOB* Value (\$NZ)	Unit Value	Weight (kg)	FOB* Value (\$NZ)	Unit Value
<b>Papua New Guinea</b>						
Total for Other Molluscs	98	606				
<b>Other preparations</b>						
Other, Processed Other	4,034	31,390	7.78			
Total for Other preparations	4,034	31,390				
<b>Other species can, jar</b>						
Other, Processed Cans or Jars,Whole or in pi	217	1,418	6.53			
Total for Other species can, jar	217	1,418				
<b>Oysters, Dredge</b>						
Oysters, Frozen	1,945	25,408	13.06			
Total for Oysters, Dredge	1,945	25,408				
<b>Oysters, Pacific</b>						
Oysters, Frozen	5,465	64,278	11.76			
Total for Oysters, Pacific	5,465	64,278				
<b>Rock Lobster</b>						
Rock Lobster, Frozen Other form	114	1,036	9.09			
Rock Lobster, Frozen Whole	144	3,004	20.86			
Total for Rock Lobster	258	4,040				
<b>Salmon</b>						
Finfish, Chilled Fillets	90	2,745	30.50			
Finfish, Frozen Fillets	1,648	42,066	25.53			
Finfish, Processed Cans or Jars,Whole or in p	12	2,046	170.50			
Finfish, Processed Smoked	2,443	107,571	44.03	50	1,174	23.48
Total for Salmon	4,193	154,428		50	1,174	
<b>Salmon, Pacific</b>						
Finfish, Frozen Headed and Guttled	1,086	19,099	17.59	731	12,886	17.63
Finfish, Frozen Other form	971	17,069	17.58			
Finfish, Frozen Whole	170	2,541	14.95			
Total for Salmon, Pacific	2,227	38,709		731	12,886	
<b>Scallops</b>						
Other Molluscs, Frozen	1,992	37,313	18.73			
Other Molluscs, Smoked, Dried, Salted or in	250	4,479	17.92			
Total for Scallops	2,242	41,792				
<b>Shrimps &amp; Prawns</b>						
Other Crustacea, Processed Cans or Jars	17	416	24.47			
Total for Shrimps & Prawns	17	416				
<b>Shrimps &amp; Prawns other</b>						
Other Crustacea, Frozen	9,385	167,957	17.90			
Total for Shrimps & Prawns other	9,385	167,957				
<b>Squid</b>						

NETT	Jan 2015 - Dec 2015			Month-to-Date: December - 2015		
	Weight (kg)	FOB* Value (\$NZ)	Unit Value	Weight (kg)	FOB* Value (\$NZ)	Unit Value
<b>Papua New Guinea</b>						
Squid, Frozen Other Form	522	5,535	10.60			
Squid, Frozen Tubes/Steaks	9,344	48,630	5.20			
Squid, Frozen Whole	17,036	49,105	2.88			
Squid, Dried, Salted or in Brine	7,277	47,284	6.50	50	265	5.30
<b>Total for Squid</b>	<b>34,179</b>	<b>150,554</b>		<b>50</b>	<b>265</b>	
<b>Surimi, Other species</b>						
Finfish, Surimi Other	1,300	7,284	5.60			
<b>Total for Surimi, Other species</b>	<b>1,300</b>	<b>7,284</b>				
<b>Tarakihi</b>						
Finfish, Frozen Whole	8,896	53,777	6.05			
<b>Total for Tarakihi</b>	<b>8,896</b>	<b>53,777</b>				
<b>Tuna, Skipjack</b>						
Finfish, Frozen Whole	655,748	996,469	1.52			
<b>Total for Tuna, Skipjack</b>	<b>655,748</b>	<b>996,469</b>				
<b>Whitebait</b>						
Finfish, Frozen Whole	15	328	21.87			
<b>Total for Whitebait</b>	<b>15</b>	<b>328</b>				
<b>Total for Papua New Guinea</b>	<b>2,672,672</b>	<b>6,542,616</b>		<b>170,528</b>	<b>422,892</b>	

NETT	Jan 2015 - Dec 2015			Month-to-Date: December - 2015		
	Weight (kg)	FOB* Value (\$NZ)	Unit Value	Weight (kg)	FOB* Value (\$NZ)	Unit Value
<b>Peru</b>						
<b>Mackerel, Blue</b>						
Finfish, Frozen Whole	353,100	392,209	1.11	135,000	130,251	0.96
<b>Total for Mackerel, Blue</b>	<b>353,100</b>	<b>392,209</b>		<b>135,000</b>	<b>130,251</b>	
<b>Mackerel, Jack</b>						
Finfish, Frozen Headed and Guttled	14,480	34,650	2.39	14,480	34,650	2.39
Finfish, Frozen Other form	60,097	140,670	2.34	60,097	140,670	2.34
Finfish, Frozen Whole	3,560,963	4,911,231	1.38	33,500	61,162	1.83
<b>Total for Mackerel, Jack</b>	<b>3,635,540</b>	<b>5,086,551</b>		<b>108,077</b>	<b>236,482</b>	
<b>Mackerel, Other(exl Jack)</b>						
Finfish, Frozen Headed and Guttled	187,164	528,360	2.82	51,420	144,592	2.81
<b>Total for Mackerel, Other(exl Jack)</b>	<b>187,164</b>	<b>528,360</b>		<b>51,420</b>	<b>144,592</b>	
<b>Tuna, Skipjack</b>						
Finfish, Frozen Headed and Guttled	571,342	1,264,636	2.21	122,031	225,226	1.85
<b>Total for Tuna, Skipjack</b>	<b>571,342</b>	<b>1,264,636</b>		<b>122,031</b>	<b>225,226</b>	
<b>Total for Peru</b>	<b>4,747,146</b>	<b>7,271,756</b>		<b>416,528</b>	<b>736,551</b>	



NETT	Jan 2015 - Dec 2015			Month-to-Date: December - 2015		
	Weight (kg)	FOB* Value (\$NZ)	Unit Value	Weight (kg)	FOB* Value (\$NZ)	Unit Value
<b>Philippines</b>						
<b>Barracouta</b>						
Finfish, Frozen Fillets	500	1,489	2.98			
Finfish, Frozen Headed and Guttled	3,978	87,163	21.91			
<b>Total for Barracouta</b>	<b>4,478</b>	<b>88,652</b>				
<b>Fish meal fit for human</b>						
Finfish, Processed Other	200	11,396	56.98			
<b>Total for Fish meal fit for human</b>	<b>200</b>	<b>11,396</b>				
<b>Gurnard</b>						
Finfish, Frozen Whole	100	306	3.06			
<b>Total for Gurnard</b>	<b>100</b>	<b>306</b>				
<b>Hoki</b>						
Finfish, Frozen Headed and Guttled	18,640	45,219	2.43	18,640	45,219	2.43
<b>Total for Hoki</b>	<b>18,640</b>	<b>45,219</b>		<b>18,640</b>	<b>45,219</b>	
<b>Mackerel, Blue</b>						
Finfish, Frozen Whole	1,755,000	1,992,923	1.14	378,000	443,742	1.17
<b>Total for Mackerel, Blue</b>	<b>1,755,000</b>	<b>1,992,923</b>		<b>378,000</b>	<b>443,742</b>	
<b>Mackerel, Horse</b>						
Finfish, Frozen Whole	26,961	32,893	1.22			
<b>Total for Mackerel, Horse</b>	<b>26,961</b>	<b>32,893</b>				
<b>Mackerel, Jack</b>						
Finfish, Frozen Other form	17,195	41,260	2.40			
Finfish, Frozen Whole	19,460	27,037	1.39			
<b>Total for Mackerel, Jack</b>	<b>36,655</b>	<b>68,297</b>				
<b>Monkfish (Stargazer)</b>						
Finfish, Frozen Other form	55	323	5.87			
<b>Total for Monkfish (Stargazer)</b>	<b>55</b>	<b>323</b>				
<b>Mussels</b>						
Mussels, HS Frozen	89,484	820,197	9.17			
<b>Total for Mussels</b>	<b>89,484</b>	<b>820,197</b>				
<b>Other frozen finfish</b>						
Finfish, Frozen Other form	300	758	2.53			
<b>Total for Other frozen finfish</b>	<b>300</b>	<b>758</b>				
<b>Salmon, Pacific</b>						
Finfish, Frozen Headed and Guttled	44,473	545,214	12.26			
Finfish, Frozen Other form	10,700	73,786	6.90			
Finfish, Frozen Whole	230	3,317	14.42			
<b>Total for Salmon, Pacific</b>	<b>55,403</b>	<b>622,317</b>				
<b>Sardines</b>						

NETT	Jan 2015 - Dec 2015			Month-to-Date: December - 2015		
	Weight (kg)	FOB* Value (\$NZ)	Unit Value	Weight (kg)	FOB* Value (\$NZ)	Unit Value
<b>Philippines</b>						
Finfish, Processed Cans or Jars, Whole or in p	318	6,408	20.15	318	6,408	20.15
<b>Total for Sardines</b>	<b>318</b>	<b>6,408</b>		<b>318</b>	<b>6,408</b>	
<b>Sole</b>						
Finfish, Frozen Other form	80	528	6.60			
<b>Total for Sole</b>	<b>80</b>	<b>528</b>				
<b>Sole, New Zealand</b>						
Finfish, Frozen Whole	70	798	11.40			
<b>Total for Sole, New Zealand</b>	<b>70</b>	<b>798</b>				
<b>Southern Blue Whiting</b>						
Finfish, Frozen Other form	518	871	1.68			
<b>Total for Southern Blue Whiting</b>	<b>518</b>	<b>871</b>				
<b>Squid</b>						
Squid, Frozen Whole	4,410	10,948	2.48			
<b>Total for Squid</b>	<b>4,410</b>	<b>10,948</b>				
<b>Tarakihi</b>						
Finfish, Frozen Whole	100	324	3.24			
<b>Total for Tarakihi</b>	<b>100</b>	<b>324</b>				
<b>Tuna, Skipjack</b>						
Finfish, Frozen Whole	1,030,661	1,220,866	1.18			
<b>Total for Tuna, Skipjack</b>	<b>1,030,661</b>	<b>1,220,866</b>				
<b>Warehou, Silver</b>						
Finfish, Frozen Other form	34,637	107,177	3.09			
<b>Total for Warehou, Silver</b>	<b>34,637</b>	<b>107,177</b>				
<b>Total for Philippines</b>	<b>3,058,070</b>	<b>5,031,201</b>		<b>396,958</b>	<b>495,369</b>	

NETT	Jan 2015 - Dec 2015			Month-to-Date: December - 2015		
	Weight (kg)	FOB* Value (\$NZ)	Unit Value	Weight (kg)	FOB* Value (\$NZ)	Unit Value
<b>Poland</b>						
<b>Hoki</b>						
Finfish, Frozen Fillet Blocks	124,200	543,045	4.37			
Finfish, Frozen Fillets	4,157,858	20,278,667	4.88	477,122	2,333,417	4.89
Finfish, Frozen Other form	5,940	43,674	7.35			
<b>Total for Hoki</b>	<b>4,287,998</b>	<b>20,865,386</b>		<b>477,122</b>	<b>2,333,417</b>	
<b>Ling</b>						
Finfish, Frozen Headed and Gutted	1,950	10,417	5.34			
Finfish, Frozen Other form	30,615	159,146	5.20			
<b>Total for Ling</b>	<b>32,565</b>	<b>169,563</b>				
<b>Mussels</b>						
Mussels, Freeze-dried pwd	320	24,031	75.10			
Mussels, HS Frozen	8,710	66,969	7.69			
<b>Total for Mussels</b>	<b>9,030</b>	<b>91,000</b>				
<b>Total for Poland</b>	<b>4,329,593</b>	<b>21,125,949</b>		<b>477,122</b>	<b>2,333,417</b>	

NETT	Jan 2015 - Dec 2015			Month-to-Date: December - 2015		
	Weight (kg)	FOB* Value (\$NZ)	Unit Value	Weight (kg)	FOB* Value (\$NZ)	Unit Value
<b>Portugal</b>						
<b>Fish prod unfit for human</b>						
Finfish, Processed Other	18,744	24,152	1.29			
<b>Total for Fish prod unfit for human</b>	<b>18,744</b>	<b>24,152</b>				
<b>Hake</b>						
Finfish, Frozen Headed and Gutted	279,568	1,906,980	6.82	62,400	409,647	6.56
Finfish, Frozen Other form	283,971	1,816,572	6.40	22,100	150,291	6.80
<b>Total for Hake</b>	<b>563,539</b>	<b>3,723,552</b>		<b>84,500</b>	<b>559,938</b>	
<b>Ling</b>						
Finfish, Frozen Fillets	54,720	554,161	10.13	18,000	221,362	12.30
Finfish, Frozen Headed and Gutted	220,680	1,548,798	7.02	48,144	303,944	6.31
Finfish, Frozen Other form	165,201	1,043,121	6.31	21,718	134,312	6.18
<b>Total for Ling</b>	<b>440,601</b>	<b>3,146,080</b>		<b>87,862</b>	<b>659,618</b>	
<b>Mussels</b>						
Mussels, HS Frozen	451,610	3,621,497	8.02	28,676	236,611	8.25
Mussels, Meat Frozen	287,106	2,910,463	10.14	60,920	638,150	10.48
<b>Total for Mussels</b>	<b>738,716</b>	<b>6,531,960</b>		<b>89,596</b>	<b>874,761</b>	
<b>Oreo Dory, Other</b>						
Finfish, Frozen Headed and Gutted	1,012	3,735	3.69			
<b>Total for Oreo Dory, Other</b>	<b>1,012</b>	<b>3,735</b>				
<b>Other frozen finfish</b>						
Finfish, Frozen Other form	15,600	39,235	2.52			
<b>Total for Other frozen finfish</b>	<b>15,600</b>	<b>39,235</b>				
<b>Sole</b>						
Finfish, Frozen Whole	15,430	50,556	3.28			
<b>Total for Sole</b>	<b>15,430</b>	<b>50,556</b>				
<b>Sole, Lemon</b>						
Finfish, Frozen Other form	2,490	13,244	5.32			
Finfish, Frozen Whole	5,720	25,565	4.47			
<b>Total for Sole, Lemon</b>	<b>8,210</b>	<b>38,809</b>				
<b>Sole, New Zealand</b>						
Finfish, Frozen Other form	1,660	9,447	5.69			
Finfish, Frozen Whole	11,000	65,875	5.99			
<b>Total for Sole, New Zealand</b>	<b>12,660</b>	<b>75,322</b>				
<b>Warehou, Blue</b>						
Finfish, Frozen Headed and Gutted	15,620	38,909	2.49	15,600	38,871	2.49
<b>Total for Warehou, Blue</b>	<b>15,620</b>	<b>38,909</b>		<b>15,600</b>	<b>38,871</b>	
<b>Warehou, Silver</b>						
Finfish, Frozen Headed and Gutted	15,968	42,332	2.65			
<b>Total for Warehou, Silver</b>	<b>15,968</b>	<b>42,332</b>				

NETT	Jan 2015 - Dec 2015			Month-to-Date: December - 2015		
	Weight (kg)	FOB* Value (\$NZ)	Unit Value	Weight (kg)	FOB* Value (\$NZ)	Unit Value
<b>Portugal</b>						
Total for Portugal	1,846,100	13,714,642		277,558	2,133,188	

NETT	Jan 2015 - Dec 2015			Month-to-Date: December - 2015		
	Weight (kg)	FOB* Value (\$NZ)	Unit Value	Weight (kg)	FOB* Value (\$NZ)	Unit Value
<b>Reunion</b>						
<b>Mackerel, Jack</b>						
Finfish, Frozen Whole	52,040	115,347	2.22			
<b>Total for Mackerel, Jack</b>	<b>52,040</b>	<b>115,347</b>				
<b>Mussels</b>						
Mussels, HS Frozen	5,316	46,212	8.69			
<b>Total for Mussels</b>	<b>5,316</b>	<b>46,212</b>				
<b>Total for Reunion</b>	<b>57,356</b>	<b>161,559</b>				

NETT	Jan 2015 - Dec 2015			Month-to-Date: December - 2015		
	Weight (kg)	FOB* Value (\$NZ)	Unit Value	Weight (kg)	FOB* Value (\$NZ)	Unit Value
<b>Romania</b>						
<b>Kahawai</b>						
Finfish, Frozen Whole	27,000	52,735	1.95			
<b>Total for Kahawai</b>	27,000	52,735				
<b>Total for Romania</b>	27,000	52,735				

NETT	Jan 2015 - Dec 2015			Month-to-Date: December - 2015		
	Weight (kg)	FOB* Value (\$NZ)	Unit Value	Weight (kg)	FOB* Value (\$NZ)	Unit Value
<b>Russia</b>						
<b>Barracouta</b>						
Finfish, Frozen Headed and Guttled	4,208	7,130	1.69			
Finfish, Frozen Other form	3,504	5,937	1.69			
<b>Total for Barracouta</b>	<b>7,712</b>	<b>13,067</b>				
<b>Cod, Red</b>						
Finfish, Frozen Fillets	31,790	91,843	2.89	13,790	40,401	2.93
Finfish, Frozen Headed and Guttled	210,541	594,688	2.82	19,080	55,836	2.93
Finfish, Frozen Other form	550,334	1,430,608	2.60	15,840	39,956	2.52
<b>Total for Cod, Red</b>	<b>792,665</b>	<b>2,117,139</b>		<b>48,710</b>	<b>136,193</b>	
<b>Eels</b>						
Finfish, Frozen Headed and Guttled	2,120	8,713	4.11			
Finfish, Frozen Other form	1,008	12,582	12.48			
Finfish, Processed Smoked	115	4,076	35.44			
<b>Total for Eels</b>	<b>3,243</b>	<b>25,371</b>				
<b>Finfish, minced blocks</b>						
Finfish, Frozen Other form	229,500	292,659	1.28	19,125	30,773	1.61
<b>Total for Finfish, minced blocks</b>	<b>229,500</b>	<b>292,659</b>		<b>19,125</b>	<b>30,773</b>	
<b>Finfish, other fish meat</b>						
Finfish, Processed Other	3,990	18,375	4.61			
<b>Total for Finfish, other fish meat</b>	<b>3,990</b>	<b>18,375</b>				
<b>Fish prod unfit for human</b>						
Finfish, Processed Other	6,460	10,143	1.57			
<b>Total for Fish prod unfit for human</b>	<b>6,460</b>	<b>10,143</b>				
<b>Ghostshark</b>						
Finfish, Frozen Other form	60,488	147,320	2.44	17,992	38,592	2.14
<b>Total for Ghostshark</b>	<b>60,488</b>	<b>147,320</b>		<b>17,992</b>	<b>38,592</b>	
<b>Hoki</b>						
Finfish, Frozen Fillet Blocks	229,038	1,528,674	6.67	40,414	263,052	6.51
Finfish, Frozen Fillets	310,059	1,449,787	4.68			
<b>Total for Hoki</b>	<b>539,097</b>	<b>2,978,461</b>		<b>40,414</b>	<b>263,052</b>	
<b>Ling</b>						
Finfish, Frozen Headed and Guttled	18,456	101,910	5.52			
Finfish, Frozen Other form	5,928	30,559	5.16			
<b>Total for Ling</b>	<b>24,384</b>	<b>132,469</b>				
<b>Livers and Roe</b>						
Finfish, Frozen Whole	30,465	101,513	3.33			
<b>Total for Livers and Roe</b>	<b>30,465</b>	<b>101,513</b>				
<b>Mackerel, Blue</b>						
Finfish, Frozen Headed and Guttled	207,620	404,315	1.95			



NETT	Jan 2015 - Dec 2015			Month-to-Date: December - 2015		
	Weight (kg)	FOB* Value (\$NZ)	Unit Value	Weight (kg)	FOB* Value (\$NZ)	Unit Value
<b>Russia</b>						
Finfish, Frozen Other form	209,176	504,265	2.41	16,630	38,796	2.33
Finfish, Frozen Whole	173,000	228,050	1.32	21,000	27,106	1.29
<b>Total for Mackerel, Blue</b>	<b>589,796</b>	<b>1,136,630</b>		<b>37,630</b>	<b>65,902</b>	
<b>Mackerel, Jack</b>						
Finfish, Frozen Headed and Guttled	89,225	240,175	2.69			
Finfish, Frozen Other form	785,694	1,888,485	2.40	49,871	120,400	2.41
<b>Total for Mackerel, Jack</b>	<b>874,919</b>	<b>2,128,660</b>		<b>49,871</b>	<b>120,400</b>	
<b>Mussels</b>						
Mussels, HS Frozen	217,860	1,754,358	8.05	29,000	251,203	8.66
Mussels, Meat Frozen	6,877	63,202	9.19			
<b>Total for Mussels</b>	<b>224,737</b>	<b>1,817,560</b>		<b>29,000</b>	<b>251,203</b>	
<b>Oreo Dory, Other</b>						
Finfish, Frozen Headed and Guttled	159,060	433,493	2.73			
Finfish, Frozen Other form	7,103	17,607	2.48			
<b>Total for Oreo Dory, Other</b>	<b>166,163</b>	<b>451,100</b>				
<b>Other frozen finfish</b>						
Finfish, Frozen Headed and Guttled	23,460	37,371	1.59	23,460	37,371	1.59
Finfish, Frozen Other form	11,748	30,748	2.62			
Finfish, Frozen Whole	724,966	806,592	1.11			
<b>Total for Other frozen finfish</b>	<b>760,174</b>	<b>874,711</b>		<b>23,460</b>	<b>37,371</b>	
<b>Oysters, Dredge</b>						
Oysters, Frozen	2,871	64,393	22.43			
<b>Total for Oysters, Dredge</b>	<b>2,871</b>	<b>64,393</b>				
<b>Oysters, Pacific</b>						
Oysters, Live	41,820	732,468	17.51	1,840	40,989	22.28
<b>Total for Oysters, Pacific</b>	<b>41,820</b>	<b>732,468</b>		<b>1,840</b>	<b>40,989</b>	
<b>Southern Blue Whiting</b>						
Finfish, Frozen Headed and Guttled	27,000	43,014	1.59			
Finfish, Frozen Other form	873,432	1,514,958	1.73	38,000	79,445	2.09
<b>Total for Southern Blue Whiting</b>	<b>900,432</b>	<b>1,557,972</b>		<b>38,000</b>	<b>79,445</b>	
<b>Spiny Dogfish</b>						
Finfish, Frozen Headed and Guttled	52,110	258,422	4.96			
<b>Total for Spiny Dogfish</b>	<b>52,110</b>	<b>258,422</b>				
<b>Warehou, Silver</b>						
Finfish, Frozen Headed and Guttled	154,051	509,480	3.31	24,270	81,639	3.36
Finfish, Frozen Other form	215,747	830,361	3.85			
<b>Total for Warehou, Silver</b>	<b>369,798</b>	<b>1,339,841</b>		<b>24,270</b>	<b>81,639</b>	
<b>Total for Russia</b>	<b>5,680,824</b>	<b>16,198,274</b>		<b>330,312</b>	<b>1,145,559</b>	

NETT	Jan 2015 - Dec 2015			Month-to-Date: December - 2015		
	Weight (kg)	FOB* Value (\$NZ)	Unit Value	Weight (kg)	FOB* Value (\$NZ)	Unit Value
<b>Samoa</b>						
<b>Anchovies</b>						
Finfish, Processed Cans or Jars, Whole or in p	8	1,045	130.63			
<b>Total for Anchovies</b>	<b>8</b>	<b>1,045</b>				
<b>Carp</b>						
Finfish, Frozen Fillets	331	2,028	6.13			
<b>Total for Carp</b>	<b>331</b>	<b>2,028</b>				
<b>Crab</b>						
Other Crustacea, Frozen	1,120	5,328	4.76			
<b>Total for Crab</b>	<b>1,120</b>	<b>5,328</b>				
<b>Finfish, other fish meat</b>						
Finfish, Processed Other	794	8,910	11.22			
<b>Total for Finfish, other fish meat</b>	<b>794</b>	<b>8,910</b>				
<b>Fish cakes</b>						
Finfish, Processed Other	826	3,753	4.54	32	229	7.16
<b>Total for Fish cakes</b>	<b>826</b>	<b>3,753</b>		<b>32</b>	<b>229</b>	
<b>Fish fingers</b>						
Finfish, Processed Other	40	298	7.45			
<b>Total for Fish fingers</b>	<b>40</b>	<b>298</b>				
<b>Fish meal fit for human</b>						
Finfish, Processed Other	724	4,389	6.06			
<b>Total for Fish meal fit for human</b>	<b>724</b>	<b>4,389</b>				
<b>Flounder</b>						
Finfish, Frozen Whole	2,300	15,752	6.85			
<b>Total for Flounder</b>	<b>2,300</b>	<b>15,752</b>				
<b>Mackerel</b>						
Finfish, Processed Cans or Jars, Whole or in p	2,451	11,462	4.68			
<b>Total for Mackerel</b>	<b>2,451</b>	<b>11,462</b>				
<b>Mussels</b>						
Mussels, HS Frozen	5,666	49,985	8.82	360	3,247	9.02
Mussels, Live	90	350	3.89	90	350	3.89
Mussels, Meat Frozen	1,481	14,370	9.70			
Mussels, Whole Frozen	1	97	97.00			
<b>Total for Mussels</b>	<b>7,238</b>	<b>64,802</b>		<b>450</b>	<b>3,597</b>	
<b>Octopus</b>						
Other Molluscs, Frozen Whole	30	274	9.13			
<b>Total for Octopus</b>	<b>30</b>	<b>274</b>				
<b>Other</b>						
Finfish, Chilled Live	480	1,056	2.20			

NETT	Jan 2015 - Dec 2015			Month-to-Date: December - 2015		
	Weight (kg)	FOB* Value (\$NZ)	Unit Value	Weight (kg)	FOB* Value (\$NZ)	Unit Value
<b>Samoa</b>						
Total for Other	480	1,056				
<b>Other Crustacea</b>						
Other Crustacea, Frozen	470	2,449	5.21			
Total for Other Crustacea	470	2,449				
<b>Other Fish Packed</b>						
Other, Processed Cans or Jars, Whole or in pi	39	982	25.18			
Total for Other Fish Packed	39	982				
<b>Other minced</b>						
Finfish, Processed Packed	20	2,610	130.50	20	2,610	130.50
Total for Other minced	20	2,610		20	2,610	
<b>Other Molluscs</b>						
Other Molluscs, Frozen	1,197	6,568	5.49			
Total for Other Molluscs	1,197	6,568				
<b>Other preparations</b>						
Other, Processed Other	238	1,486	6.24			
Total for Other preparations	238	1,486				
<b>Oysters</b>						
Oysters, Processed Packed	525	9,908	18.87	500	6,720	13.44
Total for Oysters	525	9,908		500	6,720	
<b>Oysters, Dredge</b>						
Oysters, Frozen	265	3,826	14.44			
Total for Oysters, Dredge	265	3,826				
<b>Oysters, Pacific</b>						
Oysters, Frozen	150	1,906	12.71	10	158	15.80
Total for Oysters, Pacific	150	1,906		10	158	
<b>Pastes</b>						
Other, Processed Other	6	93	15.50			
Total for Pastes	6	93				
<b>Rock Lobster</b>						
Rock Lobster, Frozen Tails	100	3,499	34.99			
Total for Rock Lobster	100	3,499				
<b>Salmon</b>						
Finfish, Frozen Fillets	154	3,898	25.31			
Finfish, Processed Cans or Jars, Whole or in p	538	12,436	23.12			
Finfish, Processed Smoked	55	2,642	48.04			
Total for Salmon	747	18,976				
<b>Salmon, Pacific</b>						
Finfish, Chilled Whole	150	2,844	18.96			

NETT	Jan 2015 - Dec 2015			Month-to-Date: December - 2015		
	Weight (kg)	FOB* Value (\$NZ)	Unit Value	Weight (kg)	FOB* Value (\$NZ)	Unit Value
<b>Samoa</b>						
Finfish, Frozen Headed and Guttled	266	4,548	17.10			
Finfish, Frozen Other form	1,225	24,217	19.77			
<b>Total for Salmon, Pacific</b>	<b>1,641</b>	<b>31,609</b>				
<b>Sardines</b>						
Finfish, Processed Cans or Jars, Whole or in p	106	1,018	9.60			
<b>Total for Sardines</b>	<b>106</b>	<b>1,018</b>				
<b>Scallops</b>						
Other Molluscs, Live	24	191	7.96			
Other Molluscs, Frozen	476	8,547	17.96			
<b>Total for Scallops</b>	<b>500</b>	<b>8,738</b>				
<b>Sea Urchin/Kina</b>						
Other, Dried, Salted or in Brine	7,311	2,476	0.34			
<b>Total for Sea Urchin/Kina</b>	<b>7,311</b>	<b>2,476</b>				
<b>Shrimps &amp; Prawns</b>						
Other Crustacea, Processed Cans or Jars	60	6,386	106.43	20	918	45.90
<b>Total for Shrimps &amp; Prawns</b>	<b>60</b>	<b>6,386</b>		<b>20</b>	<b>918</b>	
<b>Shrimps &amp; Prawns cold-water</b>						
Other Crustacea, Frozen	634	15,281	24.10			
Other Crustacea, Frozen Other form	20	379	18.95			
<b>Total for Shrimps &amp; Prawns cold-wat</b>	<b>654</b>	<b>15,660</b>				
<b>Shrimps &amp; Prawns other</b>						
Other Crustacea, Frozen	14,158	226,835	16.02	30	2,747	91.57
<b>Total for Shrimps &amp; Prawns other</b>	<b>14,158</b>	<b>226,835</b>		<b>30</b>	<b>2,747</b>	
<b>Sprats</b>						
Finfish, Processed Cans or Jars, Whole or in p	99	813	8.21			
<b>Total for Sprats</b>	<b>99</b>	<b>813</b>				
<b>Squid</b>						
Squid, Frozen Tubes/Steaks	2,209	16,623	7.53			
Squid, Dried, Salted or in Brine	400	2,740	6.85			
Squid, Processed	75	536	7.15			
<b>Total for Squid</b>	<b>2,684</b>	<b>19,899</b>				
<b>Surimi, Other species</b>						
Finfish, Surimi Other	19,931	101,162	5.08	2,600	13,000	5.00
<b>Total for Surimi, Other species</b>	<b>19,931</b>	<b>101,162</b>		<b>2,600</b>	<b>13,000</b>	
<b>Tunas &amp; Atlantic Bonito</b>						
Finfish, Processed Cans or Jars, Whole or in p	358	6,508	18.18			
<b>Total for Tunas &amp; Atlantic Bonito</b>	<b>358</b>	<b>6,508</b>				
<b>Whitebait</b>						
Finfish, Frozen Whole	15	220	14.67			

NETT	Jan 2015 - Dec 2015			Month-to-Date: December - 2015		
	Weight (kg)	FOB* Value (\$NZ)	Unit Value	Weight (kg)	FOB* Value (\$NZ)	Unit Value
<b>Samoa</b>						
Total for Whitebait	15	220				
Total for Samoa	67,616	592,724		3,662	29,979	

NETT	Jan 2015 - Dec 2015			Month-to-Date: December - 2015		
	Weight (kg)	FOB* Value (\$NZ)	Unit Value	Weight (kg)	FOB* Value (\$NZ)	Unit Value
<b>Saudi Arabia</b>						
<b>Mussels</b>						
Mussels, HS Frozen	60,888	519,169	8.53			
<b>Total for Mussels</b>	<b>60,888</b>	<b>519,169</b>				
<b>Other frozen finfish</b>						
Finfish, Frozen Whole	19,940	47,767	2.40	19,940	47,767	2.40
<b>Total for Other frozen finfish</b>	<b>19,940</b>	<b>47,767</b>		<b>19,940</b>	<b>47,767</b>	
<b>Trevally</b>						
Finfish, Frozen Whole	682,900	1,810,741	2.65	110,730	333,001	3.01
<b>Total for Trevally</b>	<b>682,900</b>	<b>1,810,741</b>		<b>110,730</b>	<b>333,001</b>	
<b>Total for Saudi Arabia</b>	<b>763,728</b>	<b>2,377,677</b>		<b>130,670</b>	<b>380,768</b>	

NETT	Jan 2015 - Dec 2015			Month-to-Date: December - 2015		
	Weight (kg)	FOB* Value (\$NZ)	Unit Value	Weight (kg)	FOB* Value (\$NZ)	Unit Value
<b>Singapore</b>						
<b>Antarctic Toothfish</b>						
Finfish, Frozen Headed and Guttled	13,425	523,846	39.02			
<b>Total for Antarctic Toothfish</b>	<b>13,425</b>	<b>523,846</b>				
<b>Bluenose</b>						
Finfish, Chilled Other form	104	3,339	32.11	37	1,348	36.43
Finfish, Chilled Whole	14	247	17.64			
Finfish, Frozen Fillets	19	685	36.05			
Finfish, Frozen Other form	25	70	2.80	25	70	2.80
<b>Total for Bluenose</b>	<b>162</b>	<b>4,341</b>		<b>62</b>	<b>1,418</b>	
<b>Cardinal Fish</b>						
Finfish, Frozen Other form	25	70	2.80	25	70	2.80
<b>Total for Cardinal Fish</b>	<b>25</b>	<b>70</b>		<b>25</b>	<b>70</b>	
<b>Caviar</b>						
Finfish, Processed Other	1	88	88.00			
<b>Total for Caviar</b>	<b>1</b>	<b>88</b>				
<b>Cod, Blue</b>						
Finfish, Frozen Fillets	1,314	32,294	24.58			
Finfish, Frozen Other form	963	32,988	34.26	162	5,409	33.39
Finfish, Frozen Whole	3,740	58,103	15.54	100	1,663	16.63
<b>Total for Cod, Blue</b>	<b>6,017</b>	<b>123,385</b>		<b>262</b>	<b>7,072</b>	
<b>Cod, Red</b>						
Finfish, Chilled Fillets	60	567	9.45			
Finfish, Frozen Fillets	10	64	6.40			
Finfish, Frozen Other form	656	5,209	7.94			
<b>Total for Cod, Red</b>	<b>726</b>	<b>5,840</b>				
<b>Eels</b>						
Finfish, Frozen Whole	15	42	2.80	15	42	2.80
<b>Total for Eels</b>	<b>15</b>	<b>42</b>		<b>15</b>	<b>42</b>	
<b>Finfish, other fish meat</b>						
Finfish, Processed Other	2,257	64,554	28.60	32	1,277	39.91
<b>Total for Finfish, other fish meat</b>	<b>2,257</b>	<b>64,554</b>		<b>32</b>	<b>1,277</b>	
<b>Fish cakes</b>						
Finfish, Processed Other	718	17,325	24.13			
<b>Total for Fish cakes</b>	<b>718</b>	<b>17,325</b>				
<b>Fish fingers</b>						
Finfish, Processed Other	1,600	16,715	10.45			
<b>Total for Fish fingers</b>	<b>1,600</b>	<b>16,715</b>				
<b>Fish meal fit for human</b>						
Finfish, Processed Other	60	3,310	55.17			

NETT	Jan 2015 - Dec 2015			Month-to-Date: December - 2015		
	Weight (kg)	FOB* Value (\$NZ)	Unit Value	Weight (kg)	FOB* Value (\$NZ)	Unit Value
<b>Singapore</b>						
Total for Fish meal fit for human	60	3,310				
<b>Flounder</b>						
Finfish, Chilled Whole	770	11,925	15.49	59	926	15.69
Finfish, Frozen Whole	66	871	13.20			
Total for Flounder	836	12,796		59	926	
<b>Gemfish</b>						
Finfish, Frozen Other form	11	31	2.82	11	31	2.82
Total for Gemfish	11	31		11	31	
<b>Ghostshark</b>						
Finfish, Frozen Other form	25	70	2.80	25	70	2.80
Total for Ghostshark	25	70		25	70	
<b>Groper</b>						
Finfish, Chilled Fillets	124	3,879	31.28	37	1,342	36.27
Finfish, Chilled Other form	4	79	19.75			
Finfish, Chilled Whole	483	6,109	12.65	62	830	13.39
Finfish, Frozen Other form	25	70	2.80	25	70	2.80
Total for Groper	636	10,137		124	2,242	
<b>Gurnard</b>						
Finfish, Chilled Fillets	46	1,185	25.76			
Finfish, Chilled Whole	1,575	15,144	9.62	98	979	9.99
Finfish, Frozen Fillets	25	413	16.52			
Total for Gurnard	1,646	16,742		98	979	
<b>Hake</b>						
Finfish, Chilled Fillets	15	159	10.60			
Finfish, Chilled Headed and Gutted	112	607	5.42			
Finfish, Frozen Fillets	1,020	5,865	5.75			
Finfish, Frozen Other form	15	42	2.80	15	42	2.80
Total for Hake	1,162	6,673		15	42	
<b>Hoki</b>						
Finfish, Chilled Fillets	4,483	35,647	7.95			
Finfish, Frozen Fillets	682	4,821	7.07	408	2,714	6.65
Finfish, Processed Smoked	52	2,100	40.38	52	2,100	40.38
Total for Hoki	5,217	42,568		460	4,814	
<b>John Dory</b>						
Finfish, Chilled Fillets	130	3,432	26.40			
Finfish, Chilled Headed and Gutted	380	7,159	18.84			
Finfish, Chilled Whole	4,863	69,692	14.33	390	5,358	13.74
Total for John Dory	5,373	80,283		390	5,358	
<b>Kahawai</b>						
Finfish, Frozen Whole	20	56	2.80	20	56	2.80



NETT	Jan 2015 - Dec 2015			Month-to-Date: December - 2015		
	Weight (kg)	FOB* Value (\$NZ)	Unit Value	Weight (kg)	FOB* Value (\$NZ)	Unit Value
<b>Singapore</b>						
Total for Kahawai	20	56		20	56	
<b>Kingfish, Yellowtail</b>						
Finfish, Chilled Whole	755	9,407	12.46	11	154	14.00
Total for Kingfish, Yellowtail	755	9,407		11	154	
<b>Ling</b>						
Finfish, Chilled Fillets	1,704	24,059	14.12	440	6,160	14.00
Finfish, Frozen Fillets	24,109	334,392	13.87	8,102	127,175	15.70
Total for Ling	25,813	358,451		8,542	133,335	
<b>Livers and Roe</b>						
Finfish, Chilled Whole	53	4,230	79.81	20	1,318	65.90
Total for Livers and Roe	53	4,230		20	1,318	
<b>Monkfish (Stargazer)</b>						
Finfish, Frozen Fillets	100	1,158	11.58			
Finfish, Frozen Headed and Guttled	150	2,332	15.55	150	2,332	15.55
Total for Monkfish (Stargazer)	250	3,490		150	2,332	
<b>Mussels</b>						
Mussels, Freeze-dried pwd	25	1,924	76.96			
Mussels, HS Frozen	419,418	3,138,583	7.48	44,634	395,609	8.86
Mussels, Live	2,721	16,753	6.16	305	1,887	6.19
Mussels, Meat Chilled/Frsh	380	7,495	19.72			
Mussels, Meat Frozen	3,360	25,468	7.58			
Mussels, Smoked	90	3,300	36.67	90	3,300	36.67
Mussels, Whole Chilled	3,350	11,813	3.53			
Mussels, Whole Frozen	1,728	5,402	3.13			
Mussels, Chilled	2,541	52,466	20.65			
Total for Mussels	433,613	3,263,204		45,029	400,796	
<b>Octopus</b>						
Other Molluscs, Chilled	114	912	8.00	12	94	7.83
Total for Octopus	114	912		12	94	
<b>Orange Roughy</b>						
Finfish, Chilled Fillets	60	1,417	23.62			
Finfish, Frozen Fillets	130	3,290	25.31			
Total for Orange Roughy	190	4,707				
<b>Other</b>						
Finfish, Chilled Other form	77	946	12.29	24	274	11.42
Finfish, Chilled Whole	10	126	12.60			
Total for Other	87	1,072		24	274	
<b>Other chilled fillets</b>						
Finfish, Chilled Fillets	337	6,206	18.42			
Total for Other chilled fillets	337	6,206				

NETT	Jan 2015 - Dec 2015			Month-to-Date: December - 2015		
	Weight (kg)	FOB* Value (\$NZ)	Unit Value	Weight (kg)	FOB* Value (\$NZ)	Unit Value
<b>Singapore</b>						
<b>Other chilled finfish</b>						
Finfish, Chilled Headed and Guttled	99	1,401	14.15			
Finfish, Chilled Other form	1,066	10,853	10.18	10	107	10.70
Finfish, Chilled Whole	1,657	21,630	13.05	63	850	13.49
<b>Total for Other chilled finfish</b>	<b>2,822</b>	<b>33,884</b>		<b>73</b>	<b>957</b>	
<b>Other clams chilled</b>						
Other Molluscs, Chilled	950	7,773	8.18			
<b>Total for Other clams chilled</b>	<b>950</b>	<b>7,773</b>				
<b>Other clams frozen</b>						
Other Molluscs, Frozen	3,440	32,170	9.35	540	4,769	8.83
<b>Total for Other clams frozen</b>	<b>3,440</b>	<b>32,170</b>		<b>540</b>	<b>4,769</b>	
<b>Other Flatfish</b>						
Finfish, Chilled Other form	227	1,486	6.55			
Finfish, Frozen Whole	150	2,387	15.91			
<b>Total for Other Flatfish</b>	<b>377</b>	<b>3,873</b>				
<b>Other frozen finfish</b>						
Finfish, Frozen Headed and Guttled	10	28	2.80	10	28	2.80
Finfish, Frozen Whole	20	57	2.85	20	57	2.85
<b>Total for Other frozen finfish</b>	<b>30</b>	<b>85</b>		<b>30</b>	<b>85</b>	
<b>Other invertebrate</b>						
Other, Dried, Salted or in Brine	36	2,077	57.69			
<b>Total for Other invertebrate</b>	<b>36</b>	<b>2,077</b>				
<b>Other Molluscs</b>						
Other Molluscs, Live	6,649	63,869	9.61	635	4,080	6.43
Other Molluscs, Processed Packed	712	8,165	11.47			
<b>Total for Other Molluscs</b>	<b>7,361</b>	<b>72,034</b>		<b>635</b>	<b>4,080</b>	
<b>Other Offal</b>						
Finfish, Processed Smoked, Dried, Salted or i	15,068	577,249	38.31			
<b>Total for Other Offal</b>	<b>15,068</b>	<b>577,249</b>				
<b>Other preparations</b>						
Other, Processed Other	4,161	45,917	11.04			
<b>Total for Other preparations</b>	<b>4,161</b>	<b>45,917</b>				
<b>Oysters, Dredge</b>						
Oysters, Live	600	6,085	10.14			
<b>Total for Oysters, Dredge</b>	<b>600</b>	<b>6,085</b>				
<b>Oysters, Pacific</b>						
Oysters, Live	50,041	471,110	9.41	2,352	22,746	9.67
Oysters, Chilled	435	4,585	10.54			
Oysters, Frozen	19,800	214,340	10.83			

NETT	Jan 2015 - Dec 2015			Month-to-Date: December - 2015		
	Weight (kg)	FOB* Value (\$NZ)	Unit Value	Weight (kg)	FOB* Value (\$NZ)	Unit Value
<b>Singapore</b>						
Total for Oysters, Pacific	70,276	690,035		2,352	22,746	
<b>Patagonian Toothfish</b>						
Finfish, Frozen Headed and Guttled	14,165	626,195	44.21	14,165	626,195	44.21
Finfish, Frozen Other form	5,478	211,758	38.66			
Total for Patagonian Toothfish	19,643	837,953		14,165	626,195	
<b>Paua</b>						
Other Molluscs, Frozen	280	11,198	39.99	140	5,899	42.14
Other Molluscs, Processed Cans or Jars	362,794	16,567,055	45.67	148,702	6,916,734	46.51
Other Molluscs, Processed Smoked, Dried, S	3,103	176,259	56.80	380	45,607	120.02
Total for Paua	366,177	16,754,512		149,222	6,968,240	
<b>Rock Lobster</b>						
Rock Lobster, Chilled Live	2,021	246,034	121.74			
Rock Lobster, Frozen Whole	510	23,925	46.91			
Total for Rock Lobster	2,531	269,959				
<b>Salmon</b>						
Finfish, Chilled Fillets	5,813	150,353	25.86	315	8,533	27.09
Finfish, Frozen Fillets	636	28,284	44.47			
Finfish, Processed Cans or Jars, Whole or in p	398	14,078	35.37	2	304	152.00
Finfish, Processed Smoked	2,765	125,050	45.23	468	24,885	53.17
Total for Salmon	9,612	317,765		785	33,722	
<b>Salmon, Pacific</b>						
Finfish, Chilled Other form	28,177	512,082	18.17	2,665	47,669	17.89
Finfish, Chilled Whole	14,028	188,602	13.44	2,234	41,828	18.72
Finfish, Frozen Headed and Guttled	25,675	343,251	13.37			
Finfish, Frozen Other form	1,217	56,054	46.06			
Finfish, Frozen Whole	517	18,840	36.44			
Total for Salmon, Pacific	69,614	1,118,829		4,899	89,497	
<b>Salmonidae</b>						
Finfish, Chilled Other form	70	1,762	25.17	70	1,762	25.17
Total for Salmonidae	70	1,762		70	1,762	
<b>Scallops</b>						
Other Molluscs, Frozen	30	1,589	52.97	30	1,589	52.97
Other Molluscs, Smoked, Dried, Salted or in	1,238	65,333	52.77			
Total for Scallops	1,268	66,922		30	1,589	
<b>Shark Fins</b>						
Finfish, Processed Smoked, Dried, Salted or i	27,544	342,088	12.42			
Total for Shark Fins	27,544	342,088				
<b>Shrimps &amp; Prawns cold-water</b>						
Other Crustacea, Frozen	610	23,411	38.38			
Total for Shrimps & Prawns cold-wat	610	23,411				

NETT	Jan 2015 - Dec 2015			Month-to-Date: December - 2015		
	Weight (kg)	FOB* Value (\$NZ)	Unit Value	Weight (kg)	FOB* Value (\$NZ)	Unit Value
<b>Singapore</b>						
<b>Snails</b>						
Other Molluscs, Smoked, Dried, Salted or in	210	2,011	9.58			
<b>Total for Snails</b>	<b>210</b>	<b>2,011</b>				
<b>Snapper</b>						
Finfish, Chilled Fillets	2,143	70,643	32.96	158	5,597	35.42
Finfish, Chilled Whole	10,795	136,436	12.64	742	9,616	12.96
<b>Total for Snapper</b>	<b>12,938</b>	<b>207,079</b>		<b>900</b>	<b>15,213</b>	
<b>Sole</b>						
Finfish, Frozen Whole	140	1,273	9.09			
<b>Total for Sole</b>	<b>140</b>	<b>1,273</b>				
<b>Sole, Lemon</b>						
Finfish, Chilled Whole	444	4,450	10.02	51	471	9.24
Finfish, Frozen Other form	200	1,360	6.80			
Finfish, Frozen Whole	750	7,823	10.43	200	2,095	10.48
<b>Total for Sole, Lemon</b>	<b>1,394</b>	<b>13,633</b>		<b>251</b>	<b>2,566</b>	
<b>Sole, New Zealand</b>						
Finfish, Frozen Whole	210	1,737	8.27			
<b>Total for Sole, New Zealand</b>	<b>210</b>	<b>1,737</b>				
<b>Spotted Dogfish ( Rig )</b>						
Finfish, Frozen Fillets	25	400	16.00			
<b>Total for Spotted Dogfish ( Rig )</b>	<b>25</b>	<b>400</b>				
<b>Squid</b>						
Squid, Frozen Other Form	320	2,240	7.00			
<b>Total for Squid</b>	<b>320</b>	<b>2,240</b>				
<b>Swordfish</b>						
Finfish, Chilled Fillets	190	4,587	24.14	38	1,044	27.47
Finfish, Chilled Headed and Guttled	244	3,904	16.00			
Finfish, Chilled Other form	11	187	17.00			
Finfish, Frozen Fillets	19	502	26.42			
<b>Total for Swordfish</b>	<b>464</b>	<b>9,180</b>		<b>38</b>	<b>1,044</b>	
<b>Tarakihi</b>						
Finfish, Chilled Fillets	786	18,458	23.48	41	992	24.20
Finfish, Chilled Whole	836	7,733	9.25	75	516	6.88
Finfish, Frozen Whole	20	56	2.80	20	56	2.80
<b>Total for Tarakihi</b>	<b>1,642</b>	<b>26,247</b>		<b>136</b>	<b>1,564</b>	
<b>Trevally</b>						
Finfish, Chilled Whole	306	3,522	11.51	29	294	10.14
<b>Total for Trevally</b>	<b>306</b>	<b>3,522</b>		<b>29</b>	<b>294</b>	
<b>Tuatua</b>						

NETT	Jan 2015 - Dec 2015			Month-to-Date: December - 2015		
	Weight (kg)	FOB* Value (\$NZ)	Unit Value	Weight (kg)	FOB* Value (\$NZ)	Unit Value
<b>Singapore</b>						
Other Molluscs, Chilled	1,048	12,178	11.62			
<b>Total for Tuatua</b>	<b>1,048</b>	<b>12,178</b>				
<b>Tuna, Albacore/Longfinned</b>						
Finfish, Chilled Other form	1	13	13.00			
<b>Total for Tuna, Albacore/Longfinned</b>	<b>1</b>	<b>13</b>				
<b>Tuna, Southern Bluefin</b>						
Finfish, Chilled Whole	38	988	26.00			
<b>Total for Tuna, Southern Bluefin</b>	<b>38</b>	<b>988</b>				
<b>Turbots</b>						
Finfish, Chilled Whole	17	143	8.41	5	42	8.40
<b>Total for Turbots</b>	<b>17</b>	<b>143</b>		<b>5</b>	<b>42</b>	
<b>Warehou, Blue</b>						
Finfish, Chilled Fillets	75	726	9.68	35	382	10.91
<b>Total for Warehou, Blue</b>	<b>75</b>	<b>726</b>		<b>35</b>	<b>382</b>	
<b>Warehou, Silver</b>						
Finfish, Frozen Headed and Gutted	16,640	45,128	2.71			
Finfish, Frozen Other form	16,511	46,248	2.80	16,511	46,248	2.80
<b>Total for Warehou, Silver</b>	<b>33,151</b>	<b>91,376</b>		<b>16,511</b>	<b>46,248</b>	
<b>Total for Singapore</b>	<b>1,155,313</b>	<b>26,157,680</b>		<b>246,092</b>	<b>8,383,695</b>	

NETT	Jan 2015 - Dec 2015			Month-to-Date: December - 2015		
	Weight (kg)	FOB* Value (\$NZ)	Unit Value	Weight (kg)	FOB* Value (\$NZ)	Unit Value
<b>Slovenia</b>						
<b>Squid</b>						
Squid, Frozen Whole	153,004	248,430	1.62			
<b>Total for Squid</b>	153,004	248,430				
<b>Total for Slovenia</b>	153,004	248,430				

NETT	Jan 2015 - Dec 2015			Month-to-Date: December - 2015		
	Weight (kg)	FOB* Value (\$NZ)	Unit Value	Weight (kg)	FOB* Value (\$NZ)	Unit Value
<b>Solomon Islands</b>						
<b>Catfish</b>						
Finfish, Frozen Fillets	150	636	4.24			
<b>Total for Catfish</b>	<b>150</b>	<b>636</b>				
<b>Cod, Red</b>						
Finfish, Frozen Fillet Blocks	400	2,720	6.80			
<b>Total for Cod, Red</b>	<b>400</b>	<b>2,720</b>				
<b>Crab</b>						
Other Crustacea, Frozen	105	815	7.76			
Other Crustacea, Processed	820	6,189	7.55	250	1,850	7.40
<b>Total for Crab</b>	<b>925</b>	<b>7,004</b>		<b>250</b>	<b>1,850</b>	
<b>Fish cakes</b>						
Finfish, Processed Other	101	130	1.29			
<b>Total for Fish cakes</b>	<b>101</b>	<b>130</b>				
<b>Fish fingers</b>						
Finfish, Processed Other	385	2,312	6.01			
<b>Total for Fish fingers</b>	<b>385</b>	<b>2,312</b>				
<b>Flounder</b>						
Finfish, Frozen Whole	200	1,426	7.13	125	576	4.61
<b>Total for Flounder</b>	<b>200</b>	<b>1,426</b>		<b>125</b>	<b>576</b>	
<b>Hoki</b>						
Finfish, Frozen Fillets	3	19	6.33			
<b>Total for Hoki</b>	<b>3</b>	<b>19</b>				
<b>Kingfish, Yellowtail</b>						
Finfish, Frozen Whole	8	7	0.88			
<b>Total for Kingfish, Yellowtail</b>	<b>8</b>	<b>7</b>				
<b>Mackerel</b>						
Finfish, Processed Cans or Jars, Whole or in p	61	276	4.52			
<b>Total for Mackerel</b>	<b>61</b>	<b>276</b>				
<b>Mussels</b>						
Mussels, HS Frozen	960	8,063	8.40			
Mussels, Meat Frozen	1,080	8,928	8.27			
<b>Total for Mussels</b>	<b>2,040</b>	<b>16,991</b>				
<b>Other dried finfish</b>						
Other, Processed Dried	24	754	31.42			
<b>Total for Other dried finfish</b>	<b>24</b>	<b>754</b>				
<b>Other preparations</b>						
Other, Processed Other	902	7,750	8.59	240	2,211	9.21
<b>Total for Other preparations</b>	<b>902</b>	<b>7,750</b>		<b>240</b>	<b>2,211</b>	

NETT	Jan 2015 - Dec 2015			Month-to-Date: December - 2015		
	Weight (kg)	FOB* Value (\$NZ)	Unit Value	Weight (kg)	FOB* Value (\$NZ)	Unit Value
<b>Solomon Islands</b>						
<b>Other species can, jar</b>						
Other, Processed Cans or Jars,Whole or in pi	12	129	10.75			
<b>Total for Other species can, jar</b>	<b>12</b>	<b>129</b>				
<b>Oysters, Pacific</b>						
Oysters, Frozen	50	546	10.92			
<b>Total for Oysters, Pacific</b>	<b>50</b>	<b>546</b>				
<b>Salmon</b>						
Finfish, Frozen Fillets	105	2,817	26.83			
Finfish, Processed Cans or Jars,Whole or in p	12	129	10.75			
Finfish, Processed Smoked	50	3,141	62.82	50	3,141	62.82
<b>Total for Salmon</b>	<b>167</b>	<b>6,087</b>		<b>50</b>	<b>3,141</b>	
<b>Salmon, Pacific</b>						
Finfish, Frozen Other form	345	6,319	18.32			
<b>Total for Salmon, Pacific</b>	<b>345</b>	<b>6,319</b>				
<b>Scallops</b>						
Other Molluscs, Frozen	650	9,393	14.45	250	4,385	17.54
<b>Total for Scallops</b>	<b>650</b>	<b>9,393</b>		<b>250</b>	<b>4,385</b>	
<b>Shrimps &amp; Prawns other</b>						
Other Crustacea, Frozen	8,315	150,012	18.04	1,000	18,265	18.27
<b>Total for Shrimps &amp; Prawns other</b>	<b>8,315</b>	<b>150,012</b>		<b>1,000</b>	<b>18,265</b>	
<b>Squid</b>						
Squid, Dried, Salted or in Brine	1,225	6,774	5.53			
<b>Total for Squid</b>	<b>1,225</b>	<b>6,774</b>				
<b>Tunas &amp; Atlantic Bonito</b>						
Finfish, Processed Cans or Jars,Whole or in p	27	314	11.63			
<b>Total for Tunas &amp; Atlantic Bonito</b>	<b>27</b>	<b>314</b>				
<b>Total for Solomon Islands</b>	<b>15,990</b>	<b>219,599</b>		<b>1,915</b>	<b>30,428</b>	



NETT	Jan 2015 - Dec 2015			Month-to-Date: December - 2015		
	Weight (kg)	FOB* Value (\$NZ)	Unit Value	Weight (kg)	FOB* Value (\$NZ)	Unit Value
<b>South Africa</b>						
<b>Barracouta</b>						
Finfish, Frozen Fillets	19,000	51,631	2.72			
Finfish, Frozen Headed and Guttled	7,555,050	11,543,376	1.53	270,280	549,527	2.03
Finfish, Frozen Other form	668,606	1,094,218	1.64	15,160	29,344	1.94
Finfish, Frozen Whole	1,398,422	2,099,343	1.50	292,837	453,498	1.55
<b>Total for Barracouta</b>	<b>9,641,078</b>	<b>14,788,568</b>		<b>578,277</b>	<b>1,032,369</b>	
<b>Ling</b>						
Finfish, Frozen Fillets	36,930	225,332	6.10	12,960	90,055	6.95
Finfish, Frozen Headed and Guttled	118,707	730,566	6.15	16,539	97,498	5.90
Finfish, Frozen Other form	58,426	371,309	6.36	31,656	199,045	6.29
<b>Total for Ling</b>	<b>214,063</b>	<b>1,327,207</b>		<b>61,155</b>	<b>386,598</b>	
<b>Mackerel, Blue</b>						
Finfish, Frozen Headed and Guttled	16,860	32,790	1.94			
Finfish, Frozen Whole	174,080	162,476	0.93	25,000	27,873	1.11
<b>Total for Mackerel, Blue</b>	<b>190,940</b>	<b>195,266</b>		<b>25,000</b>	<b>27,873</b>	
<b>Mackerel, Jack</b>						
Finfish, Frozen Headed and Guttled	17,340	36,983	2.13			
Finfish, Frozen Whole	82,858	81,425	0.98	30,538	22,770	0.75
<b>Total for Mackerel, Jack</b>	<b>100,198</b>	<b>118,408</b>		<b>30,538</b>	<b>22,770</b>	
<b>Mussels</b>						
Mussels, Freeze-dried pwd	1,020	67,540	66.22	50	2,623	52.46
Mussels, HS Frozen	64,964	354,247	5.45			
<b>Total for Mussels</b>	<b>65,984</b>	<b>421,787</b>		<b>50</b>	<b>2,623</b>	
<b>Other frozen finfish</b>						
Finfish, Frozen Whole	23,872	8,856	0.37	23,872	8,856	0.37
<b>Total for Other frozen finfish</b>	<b>23,872</b>	<b>8,856</b>		<b>23,872</b>	<b>8,856</b>	
<b>Oysters, Pacific</b>						
Oysters, Frozen	5,400	72,350	13.40			
<b>Total for Oysters, Pacific</b>	<b>5,400</b>	<b>72,350</b>				
<b>Shrimps &amp; Prawns</b>						
Other Crustacea, Processed	520	4,435	8.53			
<b>Total for Shrimps &amp; Prawns</b>	<b>520</b>	<b>4,435</b>				
<b>Shrimps &amp; Prawns other</b>						
Other Crustacea, Frozen	3,574	104,849	29.34			
<b>Total for Shrimps &amp; Prawns other</b>	<b>3,574</b>	<b>104,849</b>				
<b>Sole, Lemon</b>						
Finfish, Chilled Whole	14,936	15,052	1.01			
<b>Total for Sole, Lemon</b>	<b>14,936</b>	<b>15,052</b>				
<b>Southern Blue Whiting</b>						

NETT	Jan 2015 - Dec 2015			Month-to-Date: December - 2015		
	Weight (kg)	FOB* Value (\$NZ)	Unit Value	Weight (kg)	FOB* Value (\$NZ)	Unit Value
<b>South Africa</b>						
Finfish, Frozen Headed and Guttled	997,796	1,622,235	1.63	250,380	414,996	1.66
Finfish, Frozen Other form	37,440	62,167	1.66			
<b>Total for Southern Blue Whiting</b>	<b>1,035,236</b>	<b>1,684,402</b>		<b>250,380</b>	<b>414,996</b>	
<b>Squid</b>						
Squid, Frozen Other Form	349	5,975	17.12			
Squid, Frozen Whole	13,178	20,064	1.52			
<b>Total for Squid</b>	<b>13,527</b>	<b>26,039</b>				
<b>Warehou, Blue</b>						
Finfish, Frozen Headed and Guttled	16,380	33,518	2.05			
Finfish, Frozen Other form	26,768	58,348	2.18			
<b>Total for Warehou, Blue</b>	<b>43,148</b>	<b>91,866</b>				
<b>Total for South Africa</b>	<b>11,352,476</b>	<b>18,859,085</b>		<b>969,272</b>	<b>1,896,085</b>	

NETT	Jan 2015 - Dec 2015			Month-to-Date: December - 2015		
	Weight (kg)	FOB* Value (\$NZ)	Unit Value	Weight (kg)	FOB* Value (\$NZ)	Unit Value
<b>South Korea</b>						
<b>Alfonsino</b>						
Finfish, Frozen Whole	5,144	11,944	2.32			
<b>Total for Alfonsino</b>	<b>5,144</b>	<b>11,944</b>				
<b>Antarctic Toothfish</b>						
Finfish, Frozen Other form	15,950	167,725	10.52			
<b>Total for Antarctic Toothfish</b>	<b>15,950</b>	<b>167,725</b>				
<b>Bluenose</b>						
Finfish, Frozen Other form	565	603	1.07			
<b>Total for Bluenose</b>	<b>565</b>	<b>603</b>				
<b>Catfish</b>						
Finfish, Frozen Fillets	1,000	7,038	7.04			
<b>Total for Catfish</b>	<b>1,000</b>	<b>7,038</b>				
<b>Crustaceans</b>						
Other Crustacea, Processed	1,264,137	6,177,830	4.89	102,160	482,817	4.73
<b>Total for Crustaceans</b>	<b>1,264,137</b>	<b>6,177,830</b>		<b>102,160</b>	<b>482,817</b>	
<b>Crustn, Molluscs extract</b>						
Other Crustacea, Processed Extracts	1,437	2,807,506	1953.73	248	492,954	1987.72
<b>Total for Crustn, Molluscs extract</b>	<b>1,437</b>	<b>2,807,506</b>		<b>248</b>	<b>492,954</b>	
<b>Eels</b>						
Finfish, Chilled Live	23,898	361,314	15.12	1,407	24,455	17.38
Finfish, Frozen Other form	3,097	30,748	9.93			
<b>Total for Eels</b>	<b>26,995</b>	<b>392,062</b>		<b>1,407</b>	<b>24,455</b>	
<b>Fish meal fit for human</b>						
Finfish, Processed Other	1,000	24,967	24.97	500	12,632	25.26
<b>Total for Fish meal fit for human</b>	<b>1,000</b>	<b>24,967</b>		<b>500</b>	<b>12,632</b>	
<b>Fish prod unfit for human</b>						
Finfish, Processed Flours,meals,pellets	4,084,380	9,666,747	2.37	206,670	409,101	1.98
Finfish, Processed Other	912,348	3,072,202	3.37	1,296	2,794	2.16
<b>Total for Fish prod unfit for human</b>	<b>4,996,728</b>	<b>12,738,949</b>		<b>207,966</b>	<b>411,895</b>	
<b>Ghostshark</b>						
Finfish, Frozen Other form	9,816	18,831	1.92			
<b>Total for Ghostshark</b>	<b>9,816</b>	<b>18,831</b>				
<b>Gurnard</b>						
Finfish, Frozen Whole	18,264	15,578	0.85			
<b>Total for Gurnard</b>	<b>18,264</b>	<b>15,578</b>				
<b>Hake</b>						
Finfish, Frozen Whole	13,200	36,432	2.76			
<b>Total for Hake</b>	<b>13,200</b>	<b>36,432</b>				

NETT	Jan 2015 - Dec 2015			Month-to-Date: December - 2015		
	Weight (kg)	FOB* Value (\$NZ)	Unit Value	Weight (kg)	FOB* Value (\$NZ)	Unit Value
<b>South Korea</b>						
<b>Hoki</b>						
Finfish, Frozen Fillets	1,020	5,796	5.68			
Finfish, Frozen Headed and Guttled	672	1,593	2.37			
<b>Total for Hoki</b>	<b>1,692</b>	<b>7,389</b>				
<b>Leatherjacket</b>						
Finfish, Frozen Whole	26,630	77,214	2.90			
<b>Total for Leatherjacket</b>	<b>26,630</b>	<b>77,214</b>				
<b>Ling</b>						
Finfish, Frozen Fillets	2,000	24,658	12.33	1,000	12,963	12.96
Finfish, Frozen Other form	62,645	72,036	1.15			
<b>Total for Ling</b>	<b>64,645</b>	<b>96,694</b>		<b>1,000</b>	<b>12,963</b>	
<b>Livers and Roe</b>						
Finfish, Frozen Whole	1,068,758	3,117,842	2.92	96,968	347,425	3.58
<b>Total for Livers and Roe</b>	<b>1,068,758</b>	<b>3,117,842</b>		<b>96,968</b>	<b>347,425</b>	
<b>Mackerel, Blue</b>						
Finfish, Frozen Other form	24	28	1.17			
<b>Total for Mackerel, Blue</b>	<b>24</b>	<b>28</b>				
<b>Mackerel, Jack</b>						
Finfish, Frozen Whole	28,170	62,416	2.22			
<b>Total for Mackerel, Jack</b>	<b>28,170</b>	<b>62,416</b>				
<b>Mussels</b>						
Mussels, Freeze-dried pwd	1,722	111,972	65.02			
Mussels, HS Frozen	1,307,965	11,353,640	8.68	278,550	2,463,750	8.84
Mussels, Meat Frozen	37,532	341,960	9.11	17,492	159,508	9.12
Mussels, Processed Packed	108	1,026	9.50			
<b>Total for Mussels</b>	<b>1,347,327</b>	<b>11,808,598</b>		<b>296,042</b>	<b>2,623,258</b>	
<b>Octopus</b>						
Other Molluscs, Frozen Whole	628	1,648	2.62			
<b>Total for Octopus</b>	<b>628</b>	<b>1,648</b>				
<b>Orange Roughy</b>						
Finfish, Frozen Fillets	34	680	20.00			
<b>Total for Orange Roughy</b>	<b>34</b>	<b>680</b>				
<b>Oreo Dory, Other</b>						
Finfish, Frozen Other form	24	30	1.25			
<b>Total for Oreo Dory, Other</b>	<b>24</b>	<b>30</b>				
<b>Other</b>						
Finfish, Chilled Live	12,865	129,020	10.03	8,185	84,900	10.37
<b>Total for Other</b>	<b>12,865</b>	<b>129,020</b>		<b>8,185</b>	<b>84,900</b>	

NETT	Jan 2015 - Dec 2015			Month-to-Date: December - 2015		
	Weight (kg)	FOB* Value (\$NZ)	Unit Value	Weight (kg)	FOB* Value (\$NZ)	Unit Value
<b>South Korea</b>						
<b>Other Dogfish/Shark</b>						
Finfish, Frozen Headed and Guttled	336	1,175	3.50			
Finfish, Frozen Whole	0	234				
<b>Total for Other Dogfish/Shark</b>	<b>336</b>	<b>1,409</b>				
<b>Other Fish Packed</b>						
Other, Processed Cans or Jars,Whole or in pi	100	641	6.41			
<b>Total for Other Fish Packed</b>	<b>100</b>	<b>641</b>				
<b>Other frozen finfish</b>						
Finfish, Frozen Headed and Guttled	1,920	4,714	2.46			
Finfish, Frozen Other form	15,720	19,854	1.26			
Finfish, Frozen Whole	288,674	520,894	1.80	40,695	99,738	2.45
<b>Total for Other frozen finfish</b>	<b>306,314</b>	<b>545,462</b>		<b>40,695</b>	<b>99,738</b>	
<b>Other minced</b>						
Finfish, Processed Packed	100	238	2.38			
<b>Total for Other minced</b>	<b>100</b>	<b>238</b>				
<b>Other preparations</b>						
Other, Processed Other	723	5,589	7.73			
<b>Total for Other preparations</b>	<b>723</b>	<b>5,589</b>				
<b>Other species can, jar</b>						
Other, Processed Cans or Jars,Whole or in pi	341	2,765	8.11	98	829	8.46
<b>Total for Other species can, jar</b>	<b>341</b>	<b>2,765</b>		<b>98</b>	<b>829</b>	
<b>Oysters, Dredge</b>						
Oysters, Frozen	15	35	2.33			
<b>Total for Oysters, Dredge</b>	<b>15</b>	<b>35</b>				
<b>Patagonian Toothfish</b>						
Finfish, Frozen Other form	7,416	94,795	12.78			
<b>Total for Patagonian Toothfish</b>	<b>7,416</b>	<b>94,795</b>				
<b>Rays &amp; Skates</b>						
Finfish, Frozen Fillets	87,115	313,589	3.60	9,248	44,603	4.82
Finfish, Frozen Other form	129,250	455,758	3.53			
Finfish, Frozen Whole	127,417	217,892	1.71	4,320	6,476	1.50
<b>Total for Rays &amp; Skates</b>	<b>343,782</b>	<b>987,239</b>		<b>13,568</b>	<b>51,079</b>	
<b>Rock Lobster</b>						
Rock Lobster, Frozen Other form	170	7,040	41.41			
<b>Total for Rock Lobster</b>	<b>170</b>	<b>7,040</b>				
<b>Salmon</b>						
Finfish, Chilled Fillets	282	5,910	20.96			
Finfish, Frozen Fillets	10	220	22.00			
Finfish, Processed Cans or Jars,Whole or in p	60	1,120	18.67			

NETT	Jan 2015 - Dec 2015			Month-to-Date: December - 2015		
	Weight (kg)	FOB* Value (\$NZ)	Unit Value	Weight (kg)	FOB* Value (\$NZ)	Unit Value
<b>South Korea</b>						
Finfish, Processed Smoked	5	147	29.40			
<b>Total for Salmon</b>	<b>357</b>	<b>7,397</b>				
<b>Salmon, Pacific</b>						
Finfish, Chilled Other form	8,511	134,089	15.75	1,312	19,679	15.00
Finfish, Chilled Whole	1,761	35,720	20.28	252	5,597	22.21
Finfish, Frozen Headed and Guttled	14	142	10.14			
Finfish, Frozen Whole	361	7,160	19.83			
<b>Total for Salmon, Pacific</b>	<b>10,647</b>	<b>177,111</b>		<b>1,564</b>	<b>25,276</b>	
<b>Salmon, Sockeye</b>						
Finfish, Frozen Other form	173	3,460	20.00			
<b>Total for Salmon, Sockeye</b>	<b>173</b>	<b>3,460</b>				
<b>School shark</b>						
Finfish, Frozen Other form	39	47	1.21			
<b>Total for School shark</b>	<b>39</b>	<b>47</b>				
<b>Sea Perch</b>						
Finfish, Frozen Whole	213,280	314,142	1.47	39,264	85,382	2.17
<b>Total for Sea Perch</b>	<b>213,280</b>	<b>314,142</b>		<b>39,264</b>	<b>85,382</b>	
<b>Shrimps &amp; Prawns other</b>						
Other Crustacea, Frozen	955	21,147	22.14			
<b>Total for Shrimps &amp; Prawns other</b>	<b>955</b>	<b>21,147</b>				
<b>Snapper</b>						
Finfish, Frozen Whole	119,220	1,063,783	8.92	25,000	252,025	10.08
<b>Total for Snapper</b>	<b>119,220</b>	<b>1,063,783</b>		<b>25,000</b>	<b>252,025</b>	
<b>Southern Blue Whiting</b>						
Finfish, Frozen Fillets	30,250	184,732	6.11	21,000	126,243	6.01
Finfish, Frozen Other form	2,078	4,067	1.96			
Finfish, Frozen Whole	1,056	711	0.67	24	18	0.75
<b>Total for Southern Blue Whiting</b>	<b>33,384</b>	<b>189,510</b>		<b>21,024</b>	<b>126,261</b>	
<b>Spiny Dogfish</b>						
Finfish, Frozen Whole	253,944	393,385	1.55	34,200	46,606	1.36
<b>Total for Spiny Dogfish</b>	<b>253,944</b>	<b>393,385</b>		<b>34,200</b>	<b>46,606</b>	
<b>Spotted Dogfish ( Rig )</b>						
Finfish, Frozen Other form	72	35	0.49			
<b>Total for Spotted Dogfish ( Rig )</b>	<b>72</b>	<b>35</b>				
<b>Squid</b>						
Squid, Frozen Tubes/Steaks	300	3,245	10.82			
Squid, Frozen Whole	2,360,943	5,052,540	2.14	4,140	8,929	2.16
<b>Total for Squid</b>	<b>2,361,243</b>	<b>5,055,785</b>		<b>4,140</b>	<b>8,929</b>	
<b>Toothfish, Other</b>						

NETT	Jan 2015 - Dec 2015			Month-to-Date: December - 2015		
	Weight (kg)	FOB* Value (\$NZ)	Unit Value	Weight (kg)	FOB* Value (\$NZ)	Unit Value
<b>South Korea</b>						
Finfish, Frozen Other form	45,880	539,797	11.77			
<b>Total for Toothfish, Other</b>	45,880	539,797				
<b>Warehou, Other</b>						
Finfish, Frozen Other form	360	2,420	6.72			
<b>Total for Warehou, Other</b>	360	2,420				
<b>Total for South Korea</b>	12,603,884	47,114,256		894,029	5,189,424	

NETT	Jan 2015 - Dec 2015			Month-to-Date: December - 2015		
	Weight (kg)	FOB* Value (\$NZ)	Unit Value	Weight (kg)	FOB* Value (\$NZ)	Unit Value
<b>Spain</b>						
<b>Finfish, minced blocks</b>						
Finfish, Frozen Other form	59,626	84,589	1.42			
<b>Total for Finfish, minced blocks</b>	<b>59,626</b>	<b>84,589</b>				
<b>Fish prod unfit for human</b>						
Finfish, Processed Other	35,112	35,613	1.01			
<b>Total for Fish prod unfit for human</b>	<b>35,112</b>	<b>35,613</b>				
<b>Groper</b>						
Finfish, Chilled Whole	2,828	35,354	12.50	1,355	16,934	12.50
<b>Total for Groper</b>	<b>2,828</b>	<b>35,354</b>		<b>1,355</b>	<b>16,934</b>	
<b>Hake</b>						
Finfish, Frozen Fillets	42,126	338,462	8.03			
Finfish, Frozen Headed and Guttled	1,497,435	10,412,403	6.95	192,096	1,270,378	6.61
Finfish, Frozen Other form	975,922	6,614,794	6.78	24,990	160,276	6.41
<b>Total for Hake</b>	<b>2,515,483</b>	<b>17,365,659</b>		<b>217,086</b>	<b>1,430,654</b>	
<b>Hoki</b>						
Finfish, Frozen Fillets	98,155	628,041	6.40	12,640	83,193	6.58
<b>Total for Hoki</b>	<b>98,155</b>	<b>628,041</b>		<b>12,640</b>	<b>83,193</b>	
<b>Ling</b>						
Finfish, Frozen Fillets	333,073	3,191,106	9.58	20,768	225,937	10.88
Finfish, Frozen Headed and Guttled	839,469	5,387,181	6.42	137,275	879,479	6.41
Finfish, Frozen Other form	470,768	2,838,063	6.03	82,622	494,979	5.99
<b>Total for Ling</b>	<b>1,643,310</b>	<b>11,416,350</b>		<b>240,665</b>	<b>1,600,395</b>	
<b>Livers and Roe</b>						
Finfish, Frozen Whole	64,141	346,307	5.40			
<b>Total for Livers and Roe</b>	<b>64,141</b>	<b>346,307</b>				
<b>Mussels</b>						
Mussels, HS Frozen	410,474	3,092,201	7.53	48,070	327,583	6.81
Mussels, Meat Frozen	137,440	1,522,400	11.08	45,920	617,832	13.45
<b>Total for Mussels</b>	<b>547,914</b>	<b>4,614,601</b>		<b>93,990</b>	<b>945,415</b>	
<b>Orange Roughy</b>						
Finfish, Frozen Fillets	20	21	1.05	20	21	1.05
<b>Total for Orange Roughy</b>	<b>20</b>	<b>21</b>		<b>20</b>	<b>21</b>	
<b>Oreo Dory, Smooth</b>						
Finfish, Frozen Fillets	15,310	200,761	13.11	6,370	83,601	13.12
<b>Total for Oreo Dory, Smooth</b>	<b>15,310</b>	<b>200,761</b>		<b>6,370</b>	<b>83,601</b>	
<b>Other chilled finfish</b>						
Finfish, Chilled Whole	5	59	11.80			
<b>Total for Other chilled finfish</b>	<b>5</b>	<b>59</b>				



NETT	Jan 2015 - Dec 2015			Month-to-Date: December - 2015		
	Weight (kg)	FOB* Value (\$NZ)	Unit Value	Weight (kg)	FOB* Value (\$NZ)	Unit Value
<b>Spain</b>						
<b>Other Molluscs</b>						
Other Molluscs, Smoked, Dried, Salted or in	100	10,456	104.56			
<b>Total for Other Molluscs</b>	<b>100</b>	<b>10,456</b>				
<b>Other Offal</b>						
Finfish, Processed Smoked, Dried, Salted or i	2,000	4,629	2.31	2,000	4,629	2.31
<b>Total for Other Offal</b>	<b>2,000</b>	<b>4,629</b>		<b>2,000</b>	<b>4,629</b>	
<b>Rays &amp; Skates</b>						
Finfish, Frozen Other form	4,010	18,156	4.53			
<b>Total for Rays &amp; Skates</b>	<b>4,010</b>	<b>18,156</b>				
<b>Sole, Lemon</b>						
Finfish, Frozen Fillets	44,720	256,525	5.74			
Finfish, Frozen Headed and Guttled	29,240	181,560	6.21	14,350	89,785	6.26
Finfish, Frozen Whole	50,160	264,856	5.28			
<b>Total for Sole, Lemon</b>	<b>124,120</b>	<b>702,941</b>		<b>14,350</b>	<b>89,785</b>	
<b>Sole, New Zealand</b>						
Finfish, Frozen Whole	9,040	45,878	5.08			
<b>Total for Sole, New Zealand</b>	<b>9,040</b>	<b>45,878</b>				
<b>Squid</b>						
Squid, Frozen HG	112,442	554,266	4.93			
Squid, Frozen Whole	346,500	1,081,821	3.12			
<b>Total for Squid</b>	<b>458,942</b>	<b>1,636,087</b>				
<b>Trevally</b>						
Finfish, Chilled Whole	11	114	10.36			
<b>Total for Trevally</b>	<b>11</b>	<b>114</b>				
<b>Tuna, Albacore/Longfinned</b>						
Finfish, Frozen Other form	122,570	429,838	3.51			
Finfish, Frozen Whole	1,003,818	3,759,145	3.74			
<b>Total for Tuna, Albacore/Longfinned</b>	<b>1,126,388</b>	<b>4,188,983</b>				
<b>Tuna, Skipjack</b>						
Finfish, Frozen Whole	515,386	647,921	1.26			
<b>Total for Tuna, Skipjack</b>	<b>515,386</b>	<b>647,921</b>				
<b>Warehou, Blue</b>						
Finfish, Frozen Headed and Guttled	61,320	131,750	2.15	47,600	100,058	2.10
<b>Total for Warehou, Blue</b>	<b>61,320</b>	<b>131,750</b>		<b>47,600</b>	<b>100,058</b>	
<b>Total for Spain</b>	<b>7,283,221</b>	<b>42,114,270</b>		<b>636,076</b>	<b>4,354,685</b>	

NETT	Jan 2015 - Dec 2015			Month-to-Date: December - 2015		
	Weight (kg)	FOB* Value (\$NZ)	Unit Value	Weight (kg)	FOB* Value (\$NZ)	Unit Value
<b>Sri Lanka</b>						
<b>Barracouta</b>						
Finfish, Frozen Headed and Guttled	38,800	61,886	1.60			
<b>Total for Barracouta</b>	<b>38,800</b>	<b>61,886</b>				
<b>Other dried finfish</b>						
Other, Processed Dried	280	4,167	14.88	280	4,167	14.88
<b>Total for Other dried finfish</b>	<b>280</b>	<b>4,167</b>		<b>280</b>	<b>4,167</b>	
<b>Total for Sri Lanka</b>	<b>39,080</b>	<b>66,053</b>		<b>280</b>	<b>4,167</b>	

NETT	Jan 2015 - Dec 2015			Month-to-Date: December - 2015		
	Weight (kg)	FOB* Value (\$NZ)	Unit Value	Weight (kg)	FOB* Value (\$NZ)	Unit Value
<b>Sweden</b>						
<b>Hoki</b>						
Finfish, Frozen Fillet Blocks	60,660	279,726	4.61			
Finfish, Frozen Fillets	414,570	2,487,630	6.00	52,645	324,523	6.16
<b>Total for Hoki</b>	<b>475,230</b>	<b>2,767,356</b>		<b>52,645</b>	<b>324,523</b>	
<b>Mussels</b>						
Mussels, HS Frozen	115,926	899,274	7.76	28,784	254,912	8.86
<b>Total for Mussels</b>	<b>115,926</b>	<b>899,274</b>		<b>28,784</b>	<b>254,912</b>	
<b>Total for Sweden</b>	<b>591,156</b>	<b>3,666,630</b>		<b>81,429</b>	<b>579,435</b>	

NETT	Jan 2015 - Dec 2015			Month-to-Date: December - 2015		
	Weight (kg)	FOB* Value (\$NZ)	Unit Value	Weight (kg)	FOB* Value (\$NZ)	Unit Value
<b>Switzerland</b>						
<b>Eels</b>						
Finfish, Chilled Whole	3	21	7.00			
<b>Total for Eels</b>	<b>3</b>	<b>21</b>				
<b>Groper</b>						
Finfish, Chilled Whole	1,097	14,281	13.02	56	757	13.52
<b>Total for Groper</b>	<b>1,097</b>	<b>14,281</b>		<b>56</b>	<b>757</b>	
<b>Gurnard</b>						
Finfish, Chilled Fillets	333	6,172	18.53	30	562	18.73
Finfish, Chilled Whole	1,186	10,291	8.68	132	1,181	8.95
<b>Total for Gurnard</b>	<b>1,519</b>	<b>16,463</b>		<b>162</b>	<b>1,743</b>	
<b>John Dory</b>						
Finfish, Chilled Fillets	5,089	146,700	28.83	586	16,508	28.17
Finfish, Chilled Whole	2,037	27,844	13.67	263	3,633	13.81
<b>Total for John Dory</b>	<b>7,126</b>	<b>174,544</b>		<b>849</b>	<b>20,141</b>	
<b>Kingfish, Yellowtail</b>						
Finfish, Chilled Whole	220	2,757	12.53	12	150	12.50
<b>Total for Kingfish, Yellowtail</b>	<b>220</b>	<b>2,757</b>		<b>12</b>	<b>150</b>	
<b>Ling</b>						
Finfish, Chilled Fillets	681	10,859	15.95	75	1,163	15.51
<b>Total for Ling</b>	<b>681</b>	<b>10,859</b>		<b>75</b>	<b>1,163</b>	
<b>Mussels</b>						
Mussels, Freeze-dried pwd	1,814	171,033	94.29			
Mussels, HS Frozen	17,928	161,198	8.99			
<b>Total for Mussels</b>	<b>19,742</b>	<b>332,231</b>				
<b>Other chilled fillets</b>						
Finfish, Chilled Fillets	412	9,683	23.50	198	4,662	23.55
<b>Total for Other chilled fillets</b>	<b>412</b>	<b>9,683</b>		<b>198</b>	<b>4,662</b>	
<b>Other chilled finfish</b>						
Finfish, Chilled Whole	2,741	35,633	13.00	470	6,291	13.39
<b>Total for Other chilled finfish</b>	<b>2,741</b>	<b>35,633</b>		<b>470</b>	<b>6,291</b>	
<b>Salmon</b>						
Finfish, Chilled Fillets	3,220	48,310	15.00			
Finfish, Processed Smoked	10,879	505,407	46.46	720	47,939	66.58
<b>Total for Salmon</b>	<b>14,099</b>	<b>553,717</b>		<b>720</b>	<b>47,939</b>	
<b>Salmon, Pacific</b>						
Finfish, Chilled Other form	986	14,853	15.06	174	2,614	15.02
Finfish, Chilled Whole	218	3,267	14.99			
<b>Total for Salmon, Pacific</b>	<b>1,204</b>	<b>18,120</b>		<b>174</b>	<b>2,614</b>	

NETT	Jan 2015 - Dec 2015			Month-to-Date: December - 2015		
	Weight (kg)	FOB* Value (\$NZ)	Unit Value	Weight (kg)	FOB* Value (\$NZ)	Unit Value
<b>Switzerland</b>						
<b>Snapper</b>						
Finfish, Chilled Fillets	235	7,145	30.40	21	625	29.76
Finfish, Chilled Whole	7,094	85,408	12.04	1,347	16,075	11.93
<b>Total for Snapper</b>	<b>7,329</b>	<b>92,553</b>		<b>1,368</b>	<b>16,700</b>	
<b>Tarakihi</b>						
Finfish, Chilled Whole	34	342	10.06	10	103	10.30
<b>Total for Tarakihi</b>	<b>34</b>	<b>342</b>		<b>10</b>	<b>103</b>	
<b>Trevally</b>						
Finfish, Chilled Whole	27	292	10.81			
<b>Total for Trevally</b>	<b>27</b>	<b>292</b>				
<b>Total for Switzerland</b>	<b>56,234</b>	<b>1,261,496</b>		<b>4,094</b>	<b>102,263</b>	

NETT	Jan 2015 - Dec 2015			Month-to-Date: December - 2015		
	Weight (kg)	FOB* Value (\$NZ)	Unit Value	Weight (kg)	FOB* Value (\$NZ)	Unit Value
<b>Taiwan</b>						
<b>Cod, Blue</b>						
Finfish, Frozen Whole	500	4,745	9.49			
<b>Total for Cod, Blue</b>	<b>500</b>	<b>4,745</b>				
<b>Crustaceans</b>						
Other Crustacea, Processed	4,590	103,581	22.57			
<b>Total for Crustaceans</b>	<b>4,590</b>	<b>103,581</b>				
<b>Extracts &amp; Juices of Aq Inv</b>						
Other, Processed Extracts	10	1,036	103.60			
<b>Total for Extracts &amp; Juices of Aq Inv</b>	<b>10</b>	<b>1,036</b>				
<b>Finfish, other fish meat</b>						
Finfish, Processed Other	107,705	213,912	1.99	21,890	42,963	1.96
<b>Total for Finfish, other fish meat</b>	<b>107,705</b>	<b>213,912</b>		<b>21,890</b>	<b>42,963</b>	
<b>Fish meal fit for human</b>						
Finfish, Processed Other	2,850	151,846	53.28			
<b>Total for Fish meal fit for human</b>	<b>2,850</b>	<b>151,846</b>				
<b>Fish prod unfit for human</b>						
Finfish, Processed Flours, meals, pellets	1,893,970	4,189,169	2.21	228,000	495,972	2.18
<b>Total for Fish prod unfit for human</b>	<b>1,893,970</b>	<b>4,189,169</b>		<b>228,000</b>	<b>495,972</b>	
<b>Hoki</b>						
Finfish, Frozen Fillet Blocks	17,520	110,642	6.32			
Finfish, Frozen Fillets	4,121	23,914	5.80			
<b>Total for Hoki</b>	<b>21,641</b>	<b>134,556</b>				
<b>Ling</b>						
Finfish, Frozen Fillets	10	122	12.20			
<b>Total for Ling</b>	<b>10</b>	<b>122</b>				
<b>Livers and Roe</b>						
Finfish, Frozen Whole	485,690	2,759,560	5.68			
<b>Total for Livers and Roe</b>	<b>485,690</b>	<b>2,759,560</b>				
<b>Mussels</b>						
Mussels, Freeze-dried pwd	904	65,552	72.51	100	4,814	48.14
Mussels, HS Frozen	371,932	3,167,984	8.52	8,830	74,345	8.42
Mussels, Live	11,364	82,932	7.30	1,037	8,995	8.67
Mussels, Smoked	10,095	218,308	21.63			
Mussels, Dried, Salted or in Brine	50	2,325	46.50			
Mussels, Processed Packed	6,825	40,253	5.90	6,825	40,253	5.90
<b>Total for Mussels</b>	<b>401,170</b>	<b>3,577,354</b>		<b>16,792</b>	<b>128,407</b>	
<b>Other chilled finfish</b>						
Finfish, Chilled Whole	497	5,748	11.57			
<b>Total for Other chilled finfish</b>	<b>497</b>	<b>5,748</b>				

NETT	Jan 2015 - Dec 2015			Month-to-Date: December - 2015		
	Weight (kg)	FOB* Value (\$NZ)	Unit Value	Weight (kg)	FOB* Value (\$NZ)	Unit Value
<b>Taiwan</b>						
<b>Other frozen finfish</b>						
Finfish, Frozen Other form	481	6,250	12.99	371	5,150	13.88
<b>Total for Other frozen finfish</b>	<b>481</b>	<b>6,250</b>		<b>371</b>	<b>5,150</b>	
<b>Other Molluscs</b>						
Other Molluscs, Smoked, Dried, Salted or in	1,245	5,091	4.09			
<b>Total for Other Molluscs</b>	<b>1,245</b>	<b>5,091</b>				
<b>Oysters, Pacific</b>						
Oysters, Chilled	28	488	17.43			
<b>Total for Oysters, Pacific</b>	<b>28</b>	<b>488</b>				
<b>Paua</b>						
Other Molluscs, Live	704	30,002	42.62	199	8,150	40.95
Other Molluscs, Chilled	289	16,249	56.22	289	16,249	56.22
Other Molluscs, Frozen	3,410	121,652	35.68			
<b>Total for Paua</b>	<b>4,403</b>	<b>167,903</b>		<b>488</b>	<b>24,399</b>	
<b>Rock Lobster</b>						
Rock Lobster, Chilled Live	3	340	113.33			
<b>Total for Rock Lobster</b>	<b>3</b>	<b>340</b>				
<b>Salmon</b>						
Finfish, Frozen Fillets	2,280	85,220	37.38			
Finfish, Processed Smoked	210	4,988	23.75	30	2,003	66.77
<b>Total for Salmon</b>	<b>2,490</b>	<b>90,208</b>		<b>30</b>	<b>2,003</b>	
<b>Salmon, Pacific</b>						
Finfish, Chilled Other form	38,272	794,412	20.76	3,107	68,137	21.93
Finfish, Chilled Whole	673	13,514	20.08			
Finfish, Frozen Headed and Gutted	358	5,313	14.84	75	14	0.19
Finfish, Frozen Whole	3,234	61,590	19.04			
<b>Total for Salmon, Pacific</b>	<b>42,537</b>	<b>874,829</b>		<b>3,182</b>	<b>68,151</b>	
<b>Snapper</b>						
Finfish, Chilled Whole	17,370	197,598	11.38	307	3,604	11.74
<b>Total for Snapper</b>	<b>17,370</b>	<b>197,598</b>		<b>307</b>	<b>3,604</b>	
<b>Squid</b>						
Squid, Frozen Whole	10	66	6.60			
<b>Total for Squid</b>	<b>10</b>	<b>66</b>				
<b>Warehou, Silver</b>						
Finfish, Frozen Other form	11,000	38,437	3.49			
<b>Total for Warehou, Silver</b>	<b>11,000</b>	<b>38,437</b>				
<b>Total for Taiwan</b>	<b>2,998,200</b>	<b>12,522,839</b>		<b>271,060</b>	<b>770,649</b>	

NETT	Jan 2015 - Dec 2015			Month-to-Date: December - 2015		
	Weight (kg)	FOB* Value (\$NZ)	Unit Value	Weight (kg)	FOB* Value (\$NZ)	Unit Value
<b>Thailand</b>						
<b>Alfonsino</b>						
Finfish, Frozen Other form	54,000	356,210	6.60	27,000	219,734	8.14
<b>Total for Alfonsino</b>	<b>54,000</b>	<b>356,210</b>		<b>27,000</b>	<b>219,734</b>	
<b>Cod, Blue</b>						
Finfish, Frozen Fillets	185	5,564	30.08			
<b>Total for Cod, Blue</b>	<b>185</b>	<b>5,564</b>				
<b>Crustaceans</b>						
Other Crustacea, Processed	225	2,416	10.74			
<b>Total for Crustaceans</b>	<b>225</b>	<b>2,416</b>				
<b>Fish meal fit for human</b>						
Finfish, Processed Other	77	6,660	86.49			
<b>Total for Fish meal fit for human</b>	<b>77</b>	<b>6,660</b>				
<b>Fish prod unfit for human</b>						
Finfish, Processed Other	50	1,414	28.28			
<b>Total for Fish prod unfit for human</b>	<b>50</b>	<b>1,414</b>				
<b>Flounder</b>						
Finfish, Chilled Whole	20	171	8.55			
Finfish, Frozen Whole	180	1,298	7.21			
<b>Total for Flounder</b>	<b>200</b>	<b>1,469</b>				
<b>Gemfish</b>						
Finfish, Frozen Fillets	420	4,052	9.65			
<b>Total for Gemfish</b>	<b>420</b>	<b>4,052</b>				
<b>Gurnard</b>						
Finfish, Chilled Fillets	100	1,050	10.50			
Finfish, Frozen Fillets	400	3,518	8.80			
Finfish, Frozen Whole	300	1,250	4.17			
<b>Total for Gurnard</b>	<b>800</b>	<b>5,818</b>				
<b>Hake</b>						
Finfish, Chilled Fillets	50	439	8.78			
Finfish, Frozen Fillets	671	5,109	7.61			
<b>Total for Hake</b>	<b>721</b>	<b>5,548</b>				
<b>Hoki</b>						
Finfish, Frozen Fillets	20,507	106,874	5.21			
Finfish, Frozen Headed and Gutted	70,823	221,081	3.12			
<b>Total for Hoki</b>	<b>91,330</b>	<b>327,955</b>				
<b>Mackerel, Jack</b>						
Finfish, Frozen Other form	170,053	370,178	2.18	34,261	75,045	2.19
Finfish, Frozen Whole	20	54	2.70			
<b>Total for Mackerel, Jack</b>	<b>170,073</b>	<b>370,232</b>		<b>34,261</b>	<b>75,045</b>	



NETT	Jan 2015 - Dec 2015			Month-to-Date: December - 2015		
	Weight (kg)	FOB* Value (\$NZ)	Unit Value	Weight (kg)	FOB* Value (\$NZ)	Unit Value
<b>Thailand</b>						
<b>Monkfish (Stargazer)</b>						
Finfish, Frozen Fillets	40	468	11.70			
Finfish, Frozen Other form	40	244	6.10			
<b>Total for Monkfish (Stargazer)</b>	<b>80</b>	<b>712</b>				
<b>Mussels</b>						
Mussels, Freeze-dried pwd	68	3,929	57.78			
Mussels, HS Frozen	1,554,610	13,738,185	8.84	87,372	779,809	8.93
Mussels, Meat Frozen	54,866	519,024	9.46			
Mussels, Powder in capsule	4	554	138.50			
Mussels, Whole Frozen	109,344	985,716	9.01			
Mussels, Dried, Salted or in Brine	72	636	8.83			
<b>Total for Mussels</b>	<b>1,718,964</b>	<b>15,248,044</b>		<b>87,372</b>	<b>779,809</b>	
<b>Orange Roughy</b>						
Finfish, Chilled Fillets	30	580	19.33			
Finfish, Frozen Fillets	390	6,582	16.88			
<b>Total for Orange Roughy</b>	<b>420</b>	<b>7,162</b>				
<b>Oreo Dory, Smooth</b>						
Finfish, Frozen Fillets	710	6,679	9.41	450	4,472	9.94
<b>Total for Oreo Dory, Smooth</b>	<b>710</b>	<b>6,679</b>		<b>450</b>	<b>4,472</b>	
<b>Other chilled fillets</b>						
Finfish, Chilled Fillets	100	1,275	12.75			
<b>Total for Other chilled fillets</b>	<b>100</b>	<b>1,275</b>				
<b>Other clams frozen</b>						
Other Molluscs, Frozen	540	3,758	6.96			
<b>Total for Other clams frozen</b>	<b>540</b>	<b>3,758</b>				
<b>Other Flatfish</b>						
Finfish, Frozen Fillets	200	2,464	12.32			
<b>Total for Other Flatfish</b>	<b>200</b>	<b>2,464</b>				
<b>Other frozen fillets</b>						
Finfish, Frozen Fillets	120	1,181	9.84			
<b>Total for Other frozen fillets</b>	<b>120</b>	<b>1,181</b>				
<b>Other frozen finfish</b>						
Finfish, Frozen Headed and Gutted	506	2,166	4.28			
<b>Total for Other frozen finfish</b>	<b>506</b>	<b>2,166</b>				
<b>Other Molluscs</b>						
Other Molluscs, Smoked, Dried, Salted or in	4,325	186,904	43.21			
<b>Total for Other Molluscs</b>	<b>4,325</b>	<b>186,904</b>				
<b>Paua</b>						
Other Molluscs, Processed Smoked, Dried, S	100	5,741	57.41			

NETT	Jan 2015 - Dec 2015			Month-to-Date: December - 2015		
	Weight (kg)	FOB* Value (\$NZ)	Unit Value	Weight (kg)	FOB* Value (\$NZ)	Unit Value
<b>Thailand</b>						
Total for Paua	100	5,741				
<b>Salmon</b>						
Finfish, Chilled Fillets	6	192	32.00			
Finfish, Processed Smoked	521	26,891	51.61	48	2,616	54.50
Total for Salmon	527	27,083		48	2,616	
<b>Salmon, Pacific</b>						
Finfish, Chilled Other form	47,037	1,023,497	21.76	3,549	81,109	22.85
Finfish, Chilled Whole	20,210	299,518	14.82	2,341	40,158	17.15
Total for Salmon, Pacific	67,247	1,323,015		5,890	121,267	
<b>Scallops</b>						
Other Molluscs, Frozen	100	4,277	42.77			
Total for Scallops	100	4,277				
<b>Sea Perch</b>						
Finfish, Frozen Whole	520	1,842	3.54			
Total for Sea Perch	520	1,842				
<b>Snapper</b>						
Finfish, Chilled Whole	60	495	8.25			
Finfish, Frozen Whole	740	5,017	6.78			
Total for Snapper	800	5,512				
<b>Sole, Lemon</b>						
Finfish, Chilled Whole	50	431	8.62			
Finfish, Frozen Fillets	25	424	16.96			
Finfish, Frozen Whole	300	2,358	7.86			
Total for Sole, Lemon	375	3,213				
<b>Southern Blue Whiting</b>						
Finfish, Frozen Other form	58	133	2.29			
Finfish, Frozen Whole	26	63	2.42			
Total for Southern Blue Whiting	84	196				
<b>Squid</b>						
Squid, Frozen Whole	247,022	304,924	1.23			
Total for Squid	247,022	304,924				
<b>Surimi, Other species</b>						
Finfish, Surimi Other	4,210	15,237	3.62			
Total for Surimi, Other species	4,210	15,237				
<b>Surimi, Southern BI Wht</b>						
Finfish, Surimi Other	40,000	206,154	5.15			
Total for Surimi, Southern BI Wht	40,000	206,154				
<b>Tarakihi</b>						
Finfish, Frozen Fillets	400	3,241	8.10			

NETT	Jan 2015 - Dec 2015			Month-to-Date: December - 2015		
	Weight (kg)	FOB* Value (\$NZ)	Unit Value	Weight (kg)	FOB* Value (\$NZ)	Unit Value
<b>Thailand</b>						
Total for Tarakihi	400	3,241				
<b>Trevally</b>						
Finfish, Frozen Whole	100	333	3.33			
Total for Trevally	100	333				
<b>Tuna, Albacore/Longfinned</b>						
Finfish, Frozen Whole	505,399	1,834,468	3.63			
Total for Tuna, Albacore/Longfinned	505,399	1,834,468				
<b>Tuna, Bigeye</b>						
Finfish, Frozen Whole	23,363	29,679	1.27			
Total for Tuna, Bigeye	23,363	29,679				
<b>Tuna, Skipjack</b>						
Finfish, Frozen Whole	5,121,764	5,768,614	1.13	613,019	713,463	1.16
Total for Tuna, Skipjack	5,121,764	5,768,614		613,019	713,463	
<b>Tuna, Yellowfin</b>						
Finfish, Frozen Whole	53,381	81,079	1.52			
Total for Tuna, Yellowfin	53,381	81,079				
<b>Tunas &amp; Atlantic Bonito</b>						
Finfish, Processed Cans or Jars, Whole or in p	25,884	195,285	7.54			
Total for Tunas & Atlantic Bonito	25,884	195,285				
<b>Warehou, Blue</b>						
Finfish, Frozen Fillets	110	957	8.70			
Total for Warehou, Blue	110	957				
<b>Warehou, Silver</b>						
Finfish, Frozen Other form	25,200	82,825	3.29			
Total for Warehou, Silver	25,200	82,825				
<b>Total for Thailand</b>	<b>8,160,632</b>	<b>26,441,358</b>		<b>768,040</b>	<b>1,916,406</b>	

NETT	Jan 2015 - Dec 2015			Month-to-Date: December - 2015		
	Weight (kg)	FOB* Value (\$NZ)	Unit Value	Weight (kg)	FOB* Value (\$NZ)	Unit Value
<b>Tonga</b>						
<b>Crab</b>						
Other Crustacea, Frozen	3	421	140.33			
Other Crustacea, Processed	1,612	10,824	6.71	10	130	13.00
<b>Total for Crab</b>	<b>1,615</b>	<b>11,245</b>		<b>10</b>	<b>130</b>	
<b>Cuttle fish</b>						
Other Molluscs, Dried, Salted or in Brine	489	4,560	9.33			
<b>Total for Cuttle fish</b>	<b>489</b>	<b>4,560</b>				
<b>Eels</b>						
Finfish, Processed Smoked	0	20				
<b>Total for Eels</b>	<b>0</b>	<b>20</b>				
<b>Finfish, other fish meat</b>						
Finfish, Processed Other	36	234	6.50			
<b>Total for Finfish, other fish meat</b>	<b>36</b>	<b>234</b>				
<b>Fish cakes</b>						
Finfish, Processed Other	42	298	7.10			
<b>Total for Fish cakes</b>	<b>42</b>	<b>298</b>				
<b>Fish prod unfit for human</b>						
Finfish, Processed Other	12,222	36,009	2.95	4,700	11,815	2.51
<b>Total for Fish prod unfit for human</b>	<b>12,222</b>	<b>36,009</b>		<b>4,700</b>	<b>11,815</b>	
<b>Herrings</b>						
Finfish, Frozen Whole	15,000	30,000	2.00			
<b>Total for Herrings</b>	<b>15,000</b>	<b>30,000</b>				
<b>Hoki</b>						
Finfish, Chilled Fillets	50	243	4.86			
Finfish, Frozen Fillets	600	4,216	7.03			
<b>Total for Hoki</b>	<b>650</b>	<b>4,459</b>				
<b>Mackerel</b>						
Finfish, Processed Cans or Jars, Whole or in p	19	224	11.79			
<b>Total for Mackerel</b>	<b>19</b>	<b>224</b>				
<b>Mussels</b>						
Mussels, HS Frozen	924	9,853	10.66			
Mussels, Meat Frozen	3,631	34,371	9.47	740	6,552	8.85
Mussels, Whole Chilled	120	1,142	9.52			
Mussels, Whole Frozen	2,790	18,878	6.77			
<b>Total for Mussels</b>	<b>7,465</b>	<b>64,244</b>		<b>740</b>	<b>6,552</b>	
<b>Octopus</b>						
Other Molluscs, Frozen Whole	500	4,916	9.83			
Other Molluscs, Processed Packed	180	1,394	7.74			
<b>Total for Octopus</b>	<b>680</b>	<b>6,310</b>				

NETT	Jan 2015 - Dec 2015			Month-to-Date: December - 2015		
	Weight (kg)	FOB* Value (\$NZ)	Unit Value	Weight (kg)	FOB* Value (\$NZ)	Unit Value
<b>Tonga</b>						
<b>Other Crustacea</b>						
Other Crustacea, Frozen	6	221	36.83			
Other Crustacea, Processed	285	2,478	8.69	285	2,478	8.69
Other Crustacea, Processed Packed	200	1,640	8.20	200	1,640	8.20
<b>Total for Other Crustacea</b>	<b>491</b>	<b>4,339</b>		<b>485</b>	<b>4,118</b>	
<b>Other dried finfish</b>						
Other, Processed Dried	7	248	35.43			
<b>Total for Other dried finfish</b>	<b>7</b>	<b>248</b>				
<b>Other frozen finfish</b>						
Finfish, Frozen Whole	750	1,950	2.60	250	650	2.60
<b>Total for Other frozen finfish</b>	<b>750</b>	<b>1,950</b>		<b>250</b>	<b>650</b>	
<b>Other Lobster</b>						
Rock Lobster, Processed Packed	144	1,368	9.50			
<b>Total for Other Lobster</b>	<b>144</b>	<b>1,368</b>				
<b>Other minced</b>						
Finfish, Processed Packed	360	3,261	9.06	360	3,261	9.06
<b>Total for Other minced</b>	<b>360</b>	<b>3,261</b>		<b>360</b>	<b>3,261</b>	
<b>Other preparations</b>						
Other, Processed Other	625	4,643	7.43			
<b>Total for Other preparations</b>	<b>625</b>	<b>4,643</b>				
<b>Other species can, jar</b>						
Other, Processed Cans or Jars, Whole or in pi	102	688	6.75			
<b>Total for Other species can, jar</b>	<b>102</b>	<b>688</b>				
<b>Rock Lobster</b>						
Rock Lobster, Frozen Other form	30	281	9.37			
Rock Lobster, Frozen Tails	3	548	182.67			
<b>Total for Rock Lobster</b>	<b>33</b>	<b>829</b>				
<b>Salmon</b>						
Finfish, Chilled Fillets	68	2,218	32.62			
Finfish, Frozen Fillets	41	1,152	28.10	41	1,152	28.10
Finfish, Processed Cans or Jars, Whole or in p	42	493	11.74			
Finfish, Processed Smoked	1	57	57.00			
<b>Total for Salmon</b>	<b>152</b>	<b>3,920</b>		<b>41</b>	<b>1,152</b>	
<b>Salmon, Pacific</b>						
Finfish, Chilled Whole	40	2,574	64.35			
Finfish, Frozen Headed and Gutted	85	1,578	18.56			
<b>Total for Salmon, Pacific</b>	<b>125</b>	<b>4,152</b>				
<b>Sardines</b>						
Finfish, Processed Cans or Jars, Whole or in p	5	68	13.60			

NETT	Jan 2015 - Dec 2015			Month-to-Date: December - 2015		
	Weight (kg)	FOB* Value (\$NZ)	Unit Value	Weight (kg)	FOB* Value (\$NZ)	Unit Value
<b>Tonga</b>						
Total for Sardines	5	68				
<b>Scallops</b>						
Other Molluscs, Live	1	42	42.00			
Other Molluscs, Frozen	60	1,208	20.13			
Total for Scallops	61	1,250				
<b>Shrimps &amp; Prawns</b>						
Other Crustacea, Processed	1,004	16,081	16.02	220	3,790	17.23
Other Crustacea, Processed Cans or Jars	558	9,944	17.82			
Total for Shrimps & Prawns	1,562	26,025		220	3,790	
<b>Shrimps &amp; Prawns cold-water</b>						
Other Crustacea, Frozen	6,806	81,301	11.95	1,974	23,376	11.84
Total for Shrimps & Prawns cold-wat	6,806	81,301		1,974	23,376	
<b>Shrimps &amp; Prawns other</b>						
Other Crustacea, Frozen	976	16,957	17.37	110	2,092	19.02
Total for Shrimps & Prawns other	976	16,957		110	2,092	
<b>Snapper</b>						
Finfish, Chilled Fillets	3	144	48.00			
Total for Snapper	3	144				
<b>Squid</b>						
Squid, Frozen Other Form	10,735	27,617	2.57			
Squid, Frozen Tubes/Steaks	200	1,460	7.30	100	990	9.90
Squid, Frozen Whole	600	1,470	2.45	300	735	2.45
Squid, Frz Heads&Tentacles	135	1,331	9.86	135	1,331	9.86
Squid, Processed Packed	594	4,599	7.74	80	870	10.88
Total for Squid	12,264	36,477		615	3,926	
<b>Surimi, Other species</b>						
Finfish, Surimi Other	3,560	17,763	4.99			
Total for Surimi, Other species	3,560	17,763				
<b>Tuna, Southern Bluefin</b>						
Finfish, Chilled Other form	2	122	61.00			
Total for Tuna, Southern Bluefin	2	122				
<b>Tunas &amp; Atlantic Bonito</b>						
Finfish, Processed Cans or Jars,Whole or in p	60	623	10.38			
Total for Tunas & Atlantic Bonito	60	623				
Total for Tonga	66,306	363,731		9,505	60,862	

NETT	Jan 2015 - Dec 2015			Month-to-Date: December - 2015		
	Weight (kg)	FOB* Value (\$NZ)	Unit Value	Weight (kg)	FOB* Value (\$NZ)	Unit Value
<b>Trinidad And Tobago</b>						
<b>Barracouta</b>						
Finfish, Frozen Headed and Guttled	17	75	4.41			
<b>Total for Barracouta</b>	17	75				
<b>Total for Trinidad And Tobago</b>	17	75				

NETT	Jan 2015 - Dec 2015			Month-to-Date: December - 2015		
	Weight (kg)	FOB* Value (\$NZ)	Unit Value	Weight (kg)	FOB* Value (\$NZ)	Unit Value
<b>Tunisia</b>						
<b>Tuna, Skipjack</b>						
Finfish, Frozen Whole	987,214	1,352,327	1.37			
<b>Total for Tuna, Skipjack</b>	<b>987,214</b>	<b>1,352,327</b>				
<b>Total for Tunisia</b>	<b>987,214</b>	<b>1,352,327</b>				



NETT	Jan 2015 - Dec 2015			Month-to-Date: December - 2015		
	Weight (kg)	FOB* Value (\$NZ)	Unit Value	Weight (kg)	FOB* Value (\$NZ)	Unit Value
<b>Turkey</b>						
<b>Hoki</b>						
Finfish, Frozen Headed and Guttled	17,740	39,627	2.23			
<b>Total for Hoki</b>	17,740	39,627				
<b>Tuna, Skipjack</b>						
Finfish, Frozen Whole	159,488	241,620	1.51			
<b>Total for Tuna, Skipjack</b>	159,488	241,620				
<b>Total for Turkey</b>	177,228	281,247				

NETT	Jan 2015 - Dec 2015			Month-to-Date: December - 2015		
	Weight (kg)	FOB* Value (\$NZ)	Unit Value	Weight (kg)	FOB* Value (\$NZ)	Unit Value
<b>Ukraine</b>						
<b>Cod, Red</b>						
Finfish, Frozen Other form	89,190	141,846	1.59			
<b>Total for Cod, Red</b>	<b>89,190</b>	<b>141,846</b>				
<b>Ghostshark</b>						
Finfish, Frozen Other form	9,840	17,714	1.80			
<b>Total for Ghostshark</b>	<b>9,840</b>	<b>17,714</b>				
<b>Mackerel, Blue</b>						
Finfish, Frozen Headed and Guttled	154,720	314,023	2.03	25,000	35,740	1.43
Finfish, Frozen Other form	131,711	303,856	2.31			
<b>Total for Mackerel, Blue</b>	<b>286,431</b>	<b>617,879</b>		<b>25,000</b>	<b>35,740</b>	
<b>Mackerel, Jack</b>						
Finfish, Frozen Headed and Guttled	66,660	160,059	2.40	27,000	68,083	2.52
Finfish, Frozen Other form	208,913	486,665	2.33			
<b>Total for Mackerel, Jack</b>	<b>275,573</b>	<b>646,724</b>		<b>27,000</b>	<b>68,083</b>	
<b>Mussels</b>						
Mussels, HS Frozen	31,912	243,242	7.62	8,800	76,196	8.66
<b>Total for Mussels</b>	<b>31,912</b>	<b>243,242</b>		<b>8,800</b>	<b>76,196</b>	
<b>Other frozen finfish</b>						
Finfish, Frozen Other form	2,208	3,744	1.70			
Finfish, Frozen Whole	141,640	182,575	1.29			
<b>Total for Other frozen finfish</b>	<b>143,848</b>	<b>186,319</b>				
<b>Southern Blue Whiting</b>						
Finfish, Frozen Headed and Guttled	705,012	1,117,320	1.58			
Finfish, Frozen Other form	1,373,187	2,087,041	1.52			
<b>Total for Southern Blue Whiting</b>	<b>2,078,199</b>	<b>3,204,361</b>				
<b>Warehou, Silver</b>						
Finfish, Frozen Other form	41,394	131,051	3.17	25,992	82,793	3.19
<b>Total for Warehou, Silver</b>	<b>41,394</b>	<b>131,051</b>		<b>25,992</b>	<b>82,793</b>	
<b>Total for Ukraine</b>	<b>2,956,387</b>	<b>5,189,136</b>		<b>86,792</b>	<b>262,812</b>	

NETT	Jan 2015 - Dec 2015			Month-to-Date: December - 2015		
	Weight (kg)	FOB* Value (\$NZ)	Unit Value	Weight (kg)	FOB* Value (\$NZ)	Unit Value
<b>United Arab Emirates</b>						
<b>Eels</b>						
Finfish, Frozen Other form	300	7,783	25.94			
<b>Total for Eels</b>	<b>300</b>	<b>7,783</b>				
<b>Finfish, other fish meat</b>						
Finfish, Processed Other	23	100	4.35			
<b>Total for Finfish, other fish meat</b>	<b>23</b>	<b>100</b>				
<b>Gurnard</b>						
Finfish, Chilled Whole	20	440	22.00			
<b>Total for Gurnard</b>	<b>20</b>	<b>440</b>				
<b>Hoki</b>						
Finfish, Frozen Fillet Blocks	23	117	5.09			
Finfish, Frozen Fillets	101,479	574,396	5.66	1,500	10,815	7.21
<b>Total for Hoki</b>	<b>101,502</b>	<b>574,513</b>		<b>1,500</b>	<b>10,815</b>	
<b>John Dory</b>						
Finfish, Chilled Whole	2,017	46,151	22.88	386	9,353	24.23
<b>Total for John Dory</b>	<b>2,017</b>	<b>46,151</b>		<b>386</b>	<b>9,353</b>	
<b>Mussels</b>						
Mussels, HS Frozen	390,917	3,321,420	8.50	75,620	668,275	8.84
Mussels, Whole Chilled	5,930	16,459	2.78			
Mussels, Whole Frozen	35,910	187,162	5.21			
Mussels, Chilled	874	8,087	9.25			
Mussels, Dried, Salted or in Brine	240	2,202	9.18	240	2,202	9.18
Mussels, Processed Packed	15,050	116,044	7.71	15,050	116,044	7.71
<b>Total for Mussels</b>	<b>448,921</b>	<b>3,651,374</b>		<b>90,910</b>	<b>786,521</b>	
<b>Other clams chilled</b>						
Other Molluscs, Chilled	84	1,129	13.44			
<b>Total for Other clams chilled</b>	<b>84</b>	<b>1,129</b>				
<b>Other clams frozen</b>						
Other Molluscs, Frozen	27,108	240,267	8.86			
<b>Total for Other clams frozen</b>	<b>27,108</b>	<b>240,267</b>				
<b>Other Molluscs</b>						
Other Molluscs, Smoked, Dried, Salted or in	49	1,304	26.61			
Other Molluscs, Processed Packed	4,940	65,575	13.27	4,940	65,575	13.27
<b>Total for Other Molluscs</b>	<b>4,989</b>	<b>66,879</b>		<b>4,940</b>	<b>65,575</b>	
<b>Oysters, Rock</b>						
Oysters, Chilled	240	15,039	62.66			
<b>Total for Oysters, Rock</b>	<b>240</b>	<b>15,039</b>				
<b>Rock Lobster</b>						
Rock Lobster, Chilled Live	487	48,382	99.35			

NETT	Jan 2015 - Dec 2015			Month-to-Date: December - 2015		
	Weight (kg)	FOB* Value (\$NZ)	Unit Value	Weight (kg)	FOB* Value (\$NZ)	Unit Value
<b>United Arab Emirates</b>						
Total for Rock Lobster	487	48,382				
<b>Salmon, Pacific</b>						
Finfish, Chilled Headed and Gutted	5,556	148,338	26.70	1,296	34,009	26.24
Finfish, Chilled Whole	1,481	29,888	20.18			
Total for Salmon, Pacific	7,037	178,226		1,296	34,009	
<b>Scallops</b>						
Other Molluscs, Smoked, Dried, Salted or in	1,124	63,361	56.37			
Total for Scallops	1,124	63,361				
<b>Snapper</b>						
Finfish, Chilled Whole	302	6,769	22.41	45	1,069	23.76
Total for Snapper	302	6,769		45	1,069	
<b>Squid</b>						
Squid, Frozen Whole	48	86	1.79			
Total for Squid	48	86				
<b>Tuatua</b>						
Other Molluscs, Chilled	84	1,129	13.44			
Total for Tuatua	84	1,129				
Total for United Arab Emirates	594,286	4,901,628		99,077	907,342	

NETT	Jan 2015 - Dec 2015			Month-to-Date: December - 2015		
	Weight (kg)	FOB* Value (\$NZ)	Unit Value	Weight (kg)	FOB* Value (\$NZ)	Unit Value
<b>United Kingdom</b>						
<b>Alfonsino</b>						
Finfish, Frozen Other form	10	103	10.30			
<b>Total for Alfonsino</b>	<b>10</b>	<b>103</b>				
<b>Barracouta</b>						
Finfish, Frozen Headed and Guttled	5,760	41,619	7.23			
<b>Total for Barracouta</b>	<b>5,760</b>	<b>41,619</b>				
<b>Bluenose</b>						
Finfish, Frozen Fillets	5	103	20.60			
<b>Total for Bluenose</b>	<b>5</b>	<b>103</b>				
<b>Cardinal Fish</b>						
Finfish, Frozen Other form	15	103	6.87			
<b>Total for Cardinal Fish</b>	<b>15</b>	<b>103</b>				
<b>Cockles</b>						
Other Molluscs, Chilled	16,722	63,694	3.81	648	2,390	3.69
<b>Total for Cockles</b>	<b>16,722</b>	<b>63,694</b>		<b>648</b>	<b>2,390</b>	
<b>Cod</b>						
Finfish, Frozen Fillets	14,868	155,854	10.48			
<b>Total for Cod</b>	<b>14,868</b>	<b>155,854</b>				
<b>Crustn, Molluscs extract</b>						
Other Crustacea, Processed Extracts	94	203,878	2168.91			
<b>Total for Crustn, Molluscs extract</b>	<b>94</b>	<b>203,878</b>				
<b>Eels</b>						
Finfish, Frozen Whole	62,736	567,855	9.05			
<b>Total for Eels</b>	<b>62,736</b>	<b>567,855</b>				
<b>Fish Flours,meals,pellets</b>						
Finfish, Processed Flours,meals,pellets	5,200	192,720	37.06			
<b>Total for Fish Flours,meals,pellets</b>	<b>5,200</b>	<b>192,720</b>				
<b>Fish meal fit for human</b>						
Finfish, Processed Other	700	23,625	33.75			
<b>Total for Fish meal fit for human</b>	<b>700</b>	<b>23,625</b>				
<b>Fish prod unfit for human</b>						
Finfish, Processed Other	500	20,337	40.67	500	20,337	40.67
<b>Total for Fish prod unfit for human</b>	<b>500</b>	<b>20,337</b>		<b>500</b>	<b>20,337</b>	
<b>Gurnard</b>						
Finfish, Frozen Fillets	700	10,839	15.48			
Finfish, Frozen Whole	20	102	5.10			
<b>Total for Gurnard</b>	<b>720</b>	<b>10,941</b>				

NETT	Jan 2015 - Dec 2015			Month-to-Date: December - 2015		
	Weight (kg)	FOB* Value (\$NZ)	Unit Value	Weight (kg)	FOB* Value (\$NZ)	Unit Value
<b>United Kingdom</b>						
<b>Hoki</b>						
Finfish, Frozen Fillet Blocks	9,495	47,482	5.00			
Finfish, Frozen Fillets	485,412	2,901,000	5.98			
Finfish, Frozen Other form	110	243	2.21			
<b>Total for Hoki</b>	<b>495,017</b>	<b>2,948,725</b>				
<b>Ling</b>						
Finfish, Frozen Fillets	5,926	68,000	11.47			
<b>Total for Ling</b>	<b>5,926</b>	<b>68,000</b>				
<b>Mackerel, Jack</b>						
Finfish, Frozen Whole	33,330	63,912	1.92			
<b>Total for Mackerel, Jack</b>	<b>33,330</b>	<b>63,912</b>				
<b>Monkfish (Stargazer)</b>						
Finfish, Frozen Fillets	45,355	433,078	9.55			
<b>Total for Monkfish (Stargazer)</b>	<b>45,355</b>	<b>433,078</b>				
<b>Mussels</b>						
Mussels, Freeze-dried pwd	21,670	988,440	45.61	2,000	86,112	43.06
Mussels, HS Frozen	624,186	5,221,327	8.37	55,464	465,580	8.39
Mussels, Meat Frozen	3,540	25,633	7.24			
Mussels, Dried, Salted or in Brine	2,000	122,000	61.00	2,000	122,000	61.00
<b>Total for Mussels</b>	<b>651,396</b>	<b>6,357,400</b>		<b>59,464</b>	<b>673,692</b>	
<b>Orange Roughy</b>						
Finfish, Frozen Fillets	25,200	541,656	21.49			
Finfish, Frozen Whole	75,345	636,543	8.45			
<b>Total for Orange Roughy</b>	<b>100,545</b>	<b>1,178,199</b>				
<b>Other clams chilled</b>						
Other Molluscs, Chilled	3,667	13,474	3.67	432	1,593	3.69
<b>Total for Other clams chilled</b>	<b>3,667</b>	<b>13,474</b>		<b>432</b>	<b>1,593</b>	
<b>Other Crustacea</b>						
Other Crustacea, Frozen	3,000	225,395	75.13			
<b>Total for Other Crustacea</b>	<b>3,000</b>	<b>225,395</b>				
<b>Other frozen fillets</b>						
Finfish, Frozen Fillets	11,782	73,169	6.21			
<b>Total for Other frozen fillets</b>	<b>11,782</b>	<b>73,169</b>				
<b>Other frozen finfish</b>						
Finfish, Frozen Other form	45	102	2.27			
<b>Total for Other frozen finfish</b>	<b>45</b>	<b>102</b>				
<b>Other Molluscs</b>						
Other Molluscs, Smoked, Dried, Salted or in	8,253	408,615	49.51	3,240	164,556	50.79
<b>Total for Other Molluscs</b>	<b>8,253</b>	<b>408,615</b>		<b>3,240</b>	<b>164,556</b>	

NETT	Jan 2015 - Dec 2015			Month-to-Date: December - 2015		
	Weight (kg)	FOB* Value (\$NZ)	Unit Value	Weight (kg)	FOB* Value (\$NZ)	Unit Value
<b>United Kingdom</b>						
<b>Paua</b>						
Other Molluscs, Processed Cans or Jars	1,842	119,046	64.63			
<b>Total for Paua</b>	<b>1,842</b>	<b>119,046</b>				
<b>Rays &amp; Skates</b>						
Finfish, Frozen Other form	7,350	36,520	4.97			
<b>Total for Rays &amp; Skates</b>	<b>7,350</b>	<b>36,520</b>				
<b>Scallops</b>						
Other Molluscs, Smoked, Dried, Salted or in	1,812	108,613	59.94	500	30,148	60.30
<b>Total for Scallops</b>	<b>1,812</b>	<b>108,613</b>		<b>500</b>	<b>30,148</b>	
<b>School shark</b>						
Finfish, Frozen Fillets	7,440	56,769	7.63			
<b>Total for School shark</b>	<b>7,440</b>	<b>56,769</b>				
<b>Shrimps &amp; Prawns cold-water</b>						
Other Crustacea, Frozen	1,060	54,218	51.15			
<b>Total for Shrimps &amp; Prawns cold-wat</b>	<b>1,060</b>	<b>54,218</b>				
<b>Snapper</b>						
Finfish, Frozen Whole	2,050	13,286	6.48			
<b>Total for Snapper</b>	<b>2,050</b>	<b>13,286</b>				
<b>Spiny Dogfish</b>						
Finfish, Frozen Other form	14,100	97,671	6.93			
<b>Total for Spiny Dogfish</b>	<b>14,100</b>	<b>97,671</b>				
<b>Squid</b>						
Squid, Frozen Whole	4,320	15,702	3.63			
<b>Total for Squid</b>	<b>4,320</b>	<b>15,702</b>				
<b>Trevally</b>						
Finfish, Frozen Whole	259,020	710,299	2.74	13,000	42,407	3.26
<b>Total for Trevally</b>	<b>259,020</b>	<b>710,299</b>		<b>13,000</b>	<b>42,407</b>	
<b>Warehou, Blue</b>						
Finfish, Frozen Fillets	10	103	10.30			
<b>Total for Warehou, Blue</b>	<b>10</b>	<b>103</b>				
<b>Warehou, Other</b>						
Finfish, Frozen Other form	11	103	9.36			
<b>Total for Warehou, Other</b>	<b>11</b>	<b>103</b>				
<b>Total for United Kingdom</b>	<b>1,764,661</b>	<b>14,263,231</b>		<b>77,784</b>	<b>935,123</b>	

NETT	Jan 2015 - Dec 2015			Month-to-Date: December - 2015		
	Weight (kg)	FOB* Value (\$NZ)	Unit Value	Weight (kg)	FOB* Value (\$NZ)	Unit Value
<b>United States</b>						
<b>Antarctic Toothfish</b>						
Finfish, Frozen Fillets	12,737	398,079	31.25			
Finfish, Frozen Headed and Guttled	164,661	5,608,632	34.06			
Finfish, Frozen Other form	244,271	8,075,429	33.06			
<b>Total for Antarctic Toothfish</b>	<b>421,669</b>	<b>14,082,140</b>				
<b>Barracouta</b>						
Finfish, Frozen Headed and Guttled	187	3,251	17.39			
<b>Total for Barracouta</b>	<b>187</b>	<b>3,251</b>				
<b>Bluenose</b>						
Finfish, Chilled Headed and Guttled	27,522	445,785	16.20	4,118	65,399	15.88
Finfish, Chilled Other form	7,005	101,025	14.42			
Finfish, Chilled Whole	105,429	1,775,563	16.84	13,929	237,303	17.04
<b>Total for Bluenose</b>	<b>139,956</b>	<b>2,322,373</b>		<b>18,047</b>	<b>302,702</b>	
<b>Cockles</b>						
Other Molluscs, Chilled	172,256	1,244,324	7.22	1,715	14,544	8.48
Other Molluscs, Frozen	20	58	2.90			
<b>Total for Cockles</b>	<b>172,276</b>	<b>1,244,382</b>		<b>1,715</b>	<b>14,544</b>	
<b>Cod</b>						
Finfish, Chilled Other form	7,486	119,031	15.90	405	6,855	16.93
<b>Total for Cod</b>	<b>7,486</b>	<b>119,031</b>		<b>405</b>	<b>6,855</b>	
<b>Cod, Blue</b>						
Finfish, Chilled Fillets	100	1,253	12.53			
<b>Total for Cod, Blue</b>	<b>100</b>	<b>1,253</b>				
<b>Cod, Red</b>						
Finfish, Frozen Fillets	3,182	23,274	7.31			
<b>Total for Cod, Red</b>	<b>3,182</b>	<b>23,274</b>				
<b>Crustaceans</b>						
Other Crustacea, Processed	25,600	143,412	5.60			
<b>Total for Crustaceans</b>	<b>25,600</b>	<b>143,412</b>				
<b>Crustn, Molluscs extract</b>						
Other Crustacea, Processed Extracts	7,606	24,167,172	3177.38	658	2,122,085	3225.05
<b>Total for Crustn, Molluscs extract</b>	<b>7,606</b>	<b>24,167,172</b>		<b>658</b>	<b>2,122,085</b>	
<b>Eels</b>						
Finfish, Chilled Live	15,105	222,654	14.74	2,040	30,927	15.16
Finfish, Chilled Other form	1,338	21,112	15.78	135	2,224	16.47
Finfish, Chilled Whole	105	1,827	17.40	105	1,827	17.40
Finfish, Frozen Whole	750	11,517	15.36			
<b>Total for Eels</b>	<b>17,298</b>	<b>257,110</b>		<b>2,280</b>	<b>34,978</b>	
<b>Finfish, other fish meat</b>						



NETT	Jan 2015 - Dec 2015			Month-to-Date: December - 2015		
	Weight (kg)	FOB* Value (\$NZ)	Unit Value	Weight (kg)	FOB* Value (\$NZ)	Unit Value
<b>United States</b>						
Finfish, Processed Other	28,745	20,703	0.72			
<b>Total for Finfish, other fish meat</b>	<b>28,745</b>	<b>20,703</b>				
<b>Fish Flours,meals,pellets</b>						
Finfish, Processed Flours,meals,pellets	17,846	211,919	11.87			
<b>Total for Fish Flours,meals,pellets</b>	<b>17,846</b>	<b>211,919</b>				
<b>Fish meal fit for human</b>						
Finfish, Processed Other	42,350	680,926	16.08			
<b>Total for Fish meal fit for human</b>	<b>42,350</b>	<b>680,926</b>				
<b>Fish prod unfit for human</b>						
Finfish, Processed Other	14,900	13,015	0.87			
<b>Total for Fish prod unfit for human</b>	<b>14,900</b>	<b>13,015</b>				
<b>Flounder</b>						
Finfish, Chilled Whole	10,480	149,544	14.27	915	14,913	16.30
Finfish, Frozen Other form	1,030	9,673	9.39			
<b>Total for Flounder</b>	<b>11,510</b>	<b>159,217</b>		<b>915</b>	<b>14,913</b>	
<b>Groper</b>						
Finfish, Chilled Fillets	4,084	123,016	30.12	1,004	30,375	30.25
Finfish, Chilled Headed and Guttled	32,219	513,404	15.93	5,515	88,588	16.06
Finfish, Chilled Other form	8,306	119,101	14.34	257	5,584	21.73
Finfish, Chilled Whole	43,214	740,755	17.14	5,383	95,056	17.66
<b>Total for Groper</b>	<b>87,823</b>	<b>1,496,276</b>		<b>12,159</b>	<b>219,603</b>	
<b>Gurnard</b>						
Finfish, Chilled Headed and Guttled	50	568	11.36			
Finfish, Chilled Whole	3,979	50,078	12.59	125	1,775	14.20
Finfish, Frozen Fillets	11	49	4.45			
Finfish, Frozen Whole	20	91	4.55			
<b>Total for Gurnard</b>	<b>4,060</b>	<b>50,786</b>		<b>125</b>	<b>1,775</b>	
<b>Hoki</b>						
Finfish, Chilled Fillets	820	9,934	12.11	15	176	11.73
Finfish, Frozen Fillets	1,390,578	8,381,926	6.03	134,714	861,927	6.40
Finfish, Frozen Other form	182	848	4.66			
<b>Total for Hoki</b>	<b>1,391,580</b>	<b>8,392,708</b>		<b>134,729</b>	<b>862,103</b>	
<b>John Dory</b>						
Finfish, Chilled Fillets	12,233	278,175	22.74	2,462	56,448	22.93
Finfish, Chilled Whole	55,704	780,977	14.02	8,938	136,571	15.28
Finfish, Frozen Fillets	830	16,789	20.23			
<b>Total for John Dory</b>	<b>68,767</b>	<b>1,075,941</b>		<b>11,400</b>	<b>193,019</b>	
<b>Kingfish, Yellowtail</b>						
Finfish, Chilled Whole	1,280	17,592	13.74	28	497	17.75
<b>Total for Kingfish, Yellowtail</b>	<b>1,280</b>	<b>17,592</b>		<b>28</b>	<b>497</b>	

NETT	Jan 2015 - Dec 2015			Month-to-Date: December - 2015		
	Weight (kg)	FOB* Value (\$NZ)	Unit Value	Weight (kg)	FOB* Value (\$NZ)	Unit Value
<b>United States</b>						
<b>Ling</b>						
Finfish, Chilled Fillets	962	11,551	12.01			
Finfish, Chilled Other form	83,773	1,853,366	22.12	7,013	162,542	23.18
Finfish, Frozen Fillets	20,524	259,113	12.62			
Finfish, Frozen Other form	17,324	232,396	13.41			
<b>Total for Ling</b>	<b>122,583</b>	<b>2,356,426</b>		<b>7,013</b>	<b>162,542</b>	
<b>Mackerel</b>						
Finfish, Chilled Whole	13	177	13.62	13	177	13.62
<b>Total for Mackerel</b>	<b>13</b>	<b>177</b>		<b>13</b>	<b>177</b>	
<b>Mackerel, Jack</b>						
Finfish, Frozen Whole	1,000	1,392	1.39			
<b>Total for Mackerel, Jack</b>	<b>1,000</b>	<b>1,392</b>				
<b>Moki</b>						
Finfish, Chilled Other form	445	5,095	11.45			
<b>Total for Moki</b>	<b>445</b>	<b>5,095</b>				
<b>Monkfish (Stargazer)</b>						
Finfish, Chilled Headed and Guttled	20	163	8.15			
Finfish, Chilled Other form	294	3,214	10.93			
Finfish, Frozen Fillets	900	9,672	10.75			
<b>Total for Monkfish (Stargazer)</b>	<b>1,214</b>	<b>13,049</b>				
<b>Mussels</b>						
Mussels, Freeze-dried pwd	54,572	2,136,577	39.15	10,389	268,923	25.89
Mussels, HS Frozen	8,387,358	61,340,805	7.31	626,873	4,850,203	7.74
Mussels, Live	182,996	708,733	3.87	16,807	62,868	3.74
Mussels, Meat Frozen	160,393	1,501,604	9.36	20,000	195,089	9.75
Mussels, Powder in capsule	80	7,563	94.54			
Mussels, Smoked	1,092	21,716	19.89	420	8,939	21.28
Mussels, Whole Frozen	295,889	2,232,251	7.54	65,104	406,544	6.24
Mussels, Dried, Salted or in Brine	25	3,031	121.24			
Mussels, Processed	40,704	211,101	5.19			
Mussels, Processed Packed	175,357	509,812	2.91	17,962	60,481	3.37
<b>Total for Mussels</b>	<b>9,298,466</b>	<b>68,673,193</b>		<b>757,555</b>	<b>5,853,047</b>	
<b>Orange Roughy</b>						
Finfish, Chilled Fillets	16,300	358,279	21.98	554	11,277	20.36
Finfish, Frozen Fillets	942,191	18,455,422	19.59	147,217	2,882,282	19.58
Finfish, Frozen Other form	10,080	56,215	5.58			
<b>Total for Orange Roughy</b>	<b>968,571</b>	<b>18,869,916</b>		<b>147,771</b>	<b>2,893,559</b>	
<b>Other chilled fillets</b>						
Finfish, Chilled Fillets	3,657	40,955	11.20	1,066	12,184	11.43
<b>Total for Other chilled fillets</b>	<b>3,657</b>	<b>40,955</b>		<b>1,066</b>	<b>12,184</b>	
<b>Other chilled finfish</b>						

NETT	Jan 2015 - Dec 2015			Month-to-Date: December - 2015		
	Weight (kg)	FOB* Value (\$NZ)	Unit Value	Weight (kg)	FOB* Value (\$NZ)	Unit Value
<b>United States</b>						
Finfish, Chilled Headed and Gutted	12,794	180,858	14.14	391	4,461	11.41
Finfish, Chilled Other form	3,309	39,802	12.03	182	2,187	12.02
Finfish, Chilled Whole	18,478	259,784	14.06	1,192	19,657	16.49
<b>Total for Other chilled finfish</b>	<b>34,581</b>	<b>480,444</b>		<b>1,765</b>	<b>26,305</b>	
<b>Other clams chilled</b>						
Other Molluscs, Chilled	90	1,514	16.82	90	1,514	16.82
<b>Total for Other clams chilled</b>	<b>90</b>	<b>1,514</b>		<b>90</b>	<b>1,514</b>	
<b>Other clams frozen</b>						
Other Molluscs, Frozen	60	327	5.45			
<b>Total for Other clams frozen</b>	<b>60</b>	<b>327</b>				
<b>Other Crustacea</b>						
Other Crustacea, Frozen	636	31,511	49.55			
<b>Total for Other Crustacea</b>	<b>636</b>	<b>31,511</b>				
<b>Other dried finfish</b>						
Other, Processed Dried	5,000	91,509	18.30			
<b>Total for Other dried finfish</b>	<b>5,000</b>	<b>91,509</b>				
<b>Other Flatfish</b>						
Finfish, Frozen Whole	260	2,253	8.67			
<b>Total for Other Flatfish</b>	<b>260</b>	<b>2,253</b>				
<b>Other Molluscs</b>						
Other Molluscs, Live	423,862	2,137,069	5.04	52,036	272,331	5.23
Other Molluscs, Smoked, Dried, Salted or in	5,000	495,605	99.12			
<b>Total for Other Molluscs</b>	<b>428,862</b>	<b>2,632,674</b>		<b>52,036</b>	<b>272,331</b>	
<b>Other preparations</b>						
Other, Processed Other	248,823	1,621,105	6.52			
<b>Total for Other preparations</b>	<b>248,823</b>	<b>1,621,105</b>				
<b>Oysters, Dredge</b>						
Oysters, Live	305	4,524	14.83			
<b>Total for Oysters, Dredge</b>	<b>305</b>	<b>4,524</b>				
<b>Oysters, Pacific</b>						
Oysters, Live	73,606	660,426	8.97	2,460	22,228	9.04
Oysters, Chilled	3,485	39,880	11.44	110	1,033	9.39
Oysters, Frozen	3,738	45,325	12.13	1,125	15,440	13.72
<b>Total for Oysters, Pacific</b>	<b>80,829</b>	<b>745,631</b>		<b>3,695</b>	<b>38,701</b>	
<b>Patagonian Toothfish</b>						
Finfish, Frozen Fillets	12,165	324,145	26.65			
Finfish, Frozen Headed and Gutted	28,109	1,090,793	38.81			
Finfish, Frozen Other form	125,307	4,366,041	34.84			
<b>Total for Patagonian Toothfish</b>	<b>165,581</b>	<b>5,780,979</b>				

NETT	Jan 2015 - Dec 2015			Month-to-Date: December - 2015		
	Weight (kg)	FOB* Value (\$NZ)	Unit Value	Weight (kg)	FOB* Value (\$NZ)	Unit Value
<b>United States</b>						
<b>Paua</b>						
Other Molluscs, Processed Cans or Jars	5,910	272,924	46.18			
<b>Total for Paua</b>	<b>5,910</b>	<b>272,924</b>				
<b>Rays &amp; Skates</b>						
Finfish, Chilled Headed and Guttled	101	1,616	16.00			
<b>Total for Rays &amp; Skates</b>	<b>101</b>	<b>1,616</b>				
<b>Rock Lobster</b>						
Rock Lobster, Chilled Live	3,145	281,832	89.61	322	34,535	107.25
Rock Lobster, Frozen Tails	5,115	472,380	92.35			
Rock Lobster, Frozen Whole	600	22,713	37.86			
<b>Total for Rock Lobster</b>	<b>8,860</b>	<b>776,925</b>		<b>322</b>	<b>34,535</b>	
<b>Salmon</b>						
Finfish, Chilled Fillets	3,739	56,264	15.05			
Finfish, Frozen Fillets	161,997	3,585,008	22.13	15,795	364,409	23.07
Finfish, Processed Cans or Jars, Whole or in p	6	143	23.83			
Finfish, Processed Smoked	7,575	363,498	47.99	1,105	59,417	53.77
<b>Total for Salmon</b>	<b>173,317</b>	<b>4,004,913</b>		<b>16,900</b>	<b>423,826</b>	
<b>Salmon, Pacific</b>						
Finfish, Chilled Headed and Guttled	1,594	25,200	15.81	152	1,800	11.84
Finfish, Chilled Other form	926,720	19,014,412	20.52	104,444	2,216,789	21.22
Finfish, Chilled Whole	181,576	2,661,276	14.66	19,662	306,441	15.59
Finfish, Frozen Headed and Guttled	147	2,457	16.71			
Finfish, Frozen Other form	21	418	19.90			
Finfish, Frozen Whole	199	2,510	12.61			
<b>Total for Salmon, Pacific</b>	<b>1,110,257</b>	<b>21,706,273</b>		<b>124,258</b>	<b>2,525,030</b>	
<b>Scallops</b>						
Other Molluscs, Frozen	12	113	9.42			
Other Molluscs, Smoked, Dried, Salted or in	120	6,324	52.70			
<b>Total for Scallops</b>	<b>132</b>	<b>6,437</b>				
<b>Sea Bream, Other</b>						
Finfish, Chilled Whole	25	176	7.04			
<b>Total for Sea Bream, Other</b>	<b>25</b>	<b>176</b>				
<b>Sea Perch</b>						
Finfish, Frozen Whole	310	1,753	5.65			
<b>Total for Sea Perch</b>	<b>310</b>	<b>1,753</b>				
<b>Shrimps &amp; Prawns cold-water</b>						
Other Crustacea, Frozen	84,546	3,759,476	44.47	2,898	137,562	47.47
<b>Total for Shrimps &amp; Prawns cold-wat</b>	<b>84,546</b>	<b>3,759,476</b>		<b>2,898</b>	<b>137,562</b>	
<b>Snapper</b>						
Finfish, Chilled Other form	39,588	699,263	17.66	1,258	25,248	20.07

NETT	Jan 2015 - Dec 2015			Month-to-Date: December - 2015		
	Weight (kg)	FOB* Value (\$NZ)	Unit Value	Weight (kg)	FOB* Value (\$NZ)	Unit Value
<b>United States</b>						
Finfish, Chilled Whole	430,803	5,293,848	12.29	43,573	574,668	13.19
Finfish, Frozen Whole	5,910	32,955	5.58			
<b>Total for Snapper</b>	<b>476,301</b>	<b>6,026,066</b>		<b>44,831</b>	<b>599,916</b>	
<b>Spotted Dogfish ( Rig )</b>						
Finfish, Frozen Fillets	10	212	21.20			
<b>Total for Spotted Dogfish ( Rig )</b>	<b>10</b>	<b>212</b>				
<b>Squid</b>						
Squid, Frozen Other Form	21,935	167,303	7.63	2,500	19,629	7.85
Squid, Frozen Tubes/Steaks	167,526	1,706,997	10.19	15,685	179,595	11.45
Squid, Frozen Whole	169,308	512,449	3.03	11,740	43,292	3.69
<b>Total for Squid</b>	<b>358,769</b>	<b>2,386,749</b>		<b>29,925</b>	<b>242,516</b>	
<b>Swordfish</b>						
Finfish, Chilled Fillets	2,523	29,176	11.56			
Finfish, Chilled Headed and Guttled	387,068	4,511,161	11.65	2,889	35,680	12.35
Finfish, Chilled Other form	21,720	254,655	11.72			
<b>Total for Swordfish</b>	<b>411,311</b>	<b>4,794,992</b>		<b>2,889</b>	<b>35,680</b>	
<b>Tarakihi</b>						
Finfish, Chilled Fillets	606	9,898	16.33			
Finfish, Chilled Whole	959	11,423	11.91	39	461	11.82
Finfish, Frozen Fillets	31	248	8.00			
<b>Total for Tarakihi</b>	<b>1,596</b>	<b>21,569</b>		<b>39</b>	<b>461</b>	
<b>Toothfish, Other</b>						
Finfish, Frozen Other form	1,502	10,030	6.68			
<b>Total for Toothfish, Other</b>	<b>1,502</b>	<b>10,030</b>				
<b>Trevally</b>						
Finfish, Chilled Headed and Guttled	394	6,109	15.51			
Finfish, Chilled Whole	6,934	84,550	12.19	411	5,165	12.57
<b>Total for Trevally</b>	<b>7,328</b>	<b>90,659</b>		<b>411</b>	<b>5,165</b>	
<b>Tuatua</b>						
Other Molluscs, Chilled	1,270	12,067	9.50	45	657	14.60
<b>Total for Tuatua</b>	<b>1,270</b>	<b>12,067</b>		<b>45</b>	<b>657</b>	
<b>Tuna, Albacore/Longfinned</b>						
Finfish, Chilled Other form	41	540	13.17			
<b>Total for Tuna, Albacore/Longfinned</b>	<b>41</b>	<b>540</b>				
<b>Tuna, Bigeye</b>						
Finfish, Chilled Whole	319	3,342	10.48			
<b>Total for Tuna, Bigeye</b>	<b>319</b>	<b>3,342</b>				
<b>Tuna, Pacific Bluefin</b>						
Finfish, Chilled Whole	252	2,570	10.20			

NETT	Jan 2015 - Dec 2015			Month-to-Date: December - 2015		
	Weight (kg)	FOB* Value (\$NZ)	Unit Value	Weight (kg)	FOB* Value (\$NZ)	Unit Value
<b>United States</b>						
Total for Tuna, Pacific Bluefin	252	2,570				
<b>Tuna, Southern Bluefin</b>						
Finfish, Chilled Whole	876	10,097	11.53			
Total for Tuna, Southern Bluefin	876	10,097				
<b>Tuna, Yellowfin</b>						
Finfish, Chilled Other form	27	307	11.37			
Total for Tuna, Yellowfin	27	307				
<b>Total for United States</b>	<b>16,468,257</b>	<b>199,724,848</b>		<b>1,375,983</b>	<b>17,038,782</b>	

NETT	Jan 2015 - Dec 2015			Month-to-Date: December - 2015		
	Weight (kg)	FOB* Value (\$NZ)	Unit Value	Weight (kg)	FOB* Value (\$NZ)	Unit Value
<b>Uruguay</b>						
<b>Hoki</b>						
Finfish, Frozen Fillets	69,462	433,383	6.24	18,360	119,404	6.50
<b>Total for Hoki</b>	<b>69,462</b>	<b>433,383</b>		<b>18,360</b>	<b>119,404</b>	
<b>Ling</b>						
Finfish, Frozen Fillets	11,958	168,526	14.09			
<b>Total for Ling</b>	<b>11,958</b>	<b>168,526</b>				
<b>Other preparations</b>						
Other, Processed Other	7,998	60,366	7.55			
<b>Total for Other preparations</b>	<b>7,998</b>	<b>60,366</b>				
<b>Total for Uruguay</b>	<b>89,418</b>	<b>662,275</b>		<b>18,360</b>	<b>119,404</b>	

NETT	Jan 2015 - Dec 2015			Month-to-Date: December - 2015		
	Weight (kg)	FOB* Value (\$NZ)	Unit Value	Weight (kg)	FOB* Value (\$NZ)	Unit Value
<b>Vanuatu</b>						
<b>Anchovies</b>						
Finfish, Processed Cans or Jars, Whole or in p	166	5,119	30.84			
Finfish, Processed Salted or in Brine	20	334	16.70			
<b>Total for Anchovies</b>	<b>186</b>	<b>5,453</b>				
<b>Catfish</b>						
Finfish, Frozen Fillets	30	749	24.97			
<b>Total for Catfish</b>	<b>30</b>	<b>749</b>				
<b>Caviar</b>						
Finfish, Processed Other	98	608	6.20	98	608	6.20
<b>Total for Caviar</b>	<b>98</b>	<b>608</b>		<b>98</b>	<b>608</b>	
<b>Crab</b>						
Other Crustacea, Processed	28	767	27.39	28	767	27.39
<b>Total for Crab</b>	<b>28</b>	<b>767</b>		<b>28</b>	<b>767</b>	
<b>Finfish, other fish meat</b>						
Finfish, Processed Other	3,780	15,904	4.21			
<b>Total for Finfish, other fish meat</b>	<b>3,780</b>	<b>15,904</b>				
<b>Fish cakes</b>						
Finfish, Processed Other	88	798	9.07			
<b>Total for Fish cakes</b>	<b>88</b>	<b>798</b>				
<b>Groper</b>						
Finfish, Frozen Fillets	120	2,490	20.75			
<b>Total for Groper</b>	<b>120</b>	<b>2,490</b>				
<b>Hoki</b>						
Finfish, Chilled Fillets	500	3,575	7.15			
Finfish, Frozen Fillets	300	2,180	7.27			
<b>Total for Hoki</b>	<b>800</b>	<b>5,755</b>				
<b>Livers and Roe</b>						
Finfish, Frozen Whole	581	5,187	8.93	2	104	52.00
<b>Total for Livers and Roe</b>	<b>581</b>	<b>5,187</b>		<b>2</b>	<b>104</b>	
<b>Mussels</b>						
Mussels, HS Frozen	1,344	12,682	9.44			
Mussels, Live	558	1,776	3.18	75	240	3.20
Mussels, Meat Frozen	64	528	8.25			
Mussels, Whole Frozen	120	403	3.36			
<b>Total for Mussels</b>	<b>2,086</b>	<b>15,389</b>		<b>75</b>	<b>240</b>	
<b>Octopus</b>						
Other Molluscs, Frozen Whole	430	3,680	8.56			
<b>Total for Octopus</b>	<b>430</b>	<b>3,680</b>				



NETT	Jan 2015 - Dec 2015			Month-to-Date: December - 2015		
	Weight (kg)	FOB* Value (\$NZ)	Unit Value	Weight (kg)	FOB* Value (\$NZ)	Unit Value
<b>Vanuatu</b>						
<b>Other chilled fillets</b>						
Finfish, Chilled Fillets	71	834	11.75			
<b>Total for Other chilled fillets</b>	<b>71</b>	<b>834</b>				
<b>Other Crustacea</b>						
Other Crustacea, Frozen	46	529	11.50			
<b>Total for Other Crustacea</b>	<b>46</b>	<b>529</b>				
<b>Other Fish Packed</b>						
Other, Processed Cans or Jars, Whole or in pi	1,072	22,165	20.68			
<b>Total for Other Fish Packed</b>	<b>1,072</b>	<b>22,165</b>				
<b>Other frozen fillets</b>						
Finfish, Frozen Fillets	140	820	5.86	140	820	5.86
<b>Total for Other frozen fillets</b>	<b>140</b>	<b>820</b>		<b>140</b>	<b>820</b>	
<b>Other minced</b>						
Finfish, Processed Packed	15	924	61.60			
<b>Total for Other minced</b>	<b>15</b>	<b>924</b>				
<b>Other preparations</b>						
Other, Processed Other	5	115	23.00			
<b>Total for Other preparations</b>	<b>5</b>	<b>115</b>				
<b>Other species can, jar</b>						
Other, Processed Cans or Jars, Whole or in pi	520	4,073	7.83			
<b>Total for Other species can, jar</b>	<b>520</b>	<b>4,073</b>				
<b>Oysters, Dredge</b>						
Oysters, Live	20	199	9.95			
<b>Total for Oysters, Dredge</b>	<b>20</b>	<b>199</b>				
<b>Oysters, Pacific</b>						
Oysters, Live	90	977	10.86			
Oysters, Chilled	1,310	14,290	10.91	160	1,732	10.83
Oysters, Frozen	810	10,290	12.70			
<b>Total for Oysters, Pacific</b>	<b>2,210</b>	<b>25,557</b>		<b>160</b>	<b>1,732</b>	
<b>Rock Lobster</b>						
Rock Lobster, Frozen Other form	60	514	8.57			
<b>Total for Rock Lobster</b>	<b>60</b>	<b>514</b>				
<b>Salmon</b>						
Finfish, Chilled Fillets	94	2,571	27.35			
Finfish, Processed Smoked	477	14,085	29.53	19	920	48.42
<b>Total for Salmon</b>	<b>571</b>	<b>16,656</b>		<b>19</b>	<b>920</b>	
<b>Salmon, Pacific</b>						
Finfish, Chilled Whole	827	15,231	18.42	82	1,455	17.74

NETT	Jan 2015 - Dec 2015			Month-to-Date: December - 2015		
	Weight (kg)	FOB* Value (\$NZ)	Unit Value	Weight (kg)	FOB* Value (\$NZ)	Unit Value
<b>Vanuatu</b>						
Total for Salmon, Pacific	827	15,231		82	1,455	
<b>Sardines</b>						
Finfish, Frozen Other form	2,500	8,376	3.35			
Finfish, Frozen Whole	1,500	4,350	2.90			
Total for Sardines	4,000	12,726				
<b>Scallops</b>						
Other Molluscs, Frozen	700	15,710	22.44			
Total for Scallops	700	15,710				
<b>Shrimps &amp; Prawns</b>						
Other Crustacea, Processed Cans or Jars	163	17,999	110.42			
Total for Shrimps & Prawns	163	17,999				
<b>Shrimps &amp; Prawns cold-water</b>						
Other Crustacea, Frozen	35	3,305	94.43			
Total for Shrimps & Prawns cold-wat	35	3,305				
<b>Shrimps &amp; Prawns other</b>						
Other Crustacea, Frozen	5,511	151,154	27.43	50	1,649	32.98
Total for Shrimps & Prawns other	5,511	151,154		50	1,649	
<b>Squid</b>						
Squid, Frozen Other Form	1,050	9,763	9.30			
Squid, Frozen Tubes/Steaks	6,995	29,864	4.27			
Squid, Frozen Whole	300	1,125	3.75			
Squid, Processed	175	1,548	8.85			
Total for Squid	8,520	42,300				
<b>Surimi, Other species</b>						
Finfish, Surimi Other	340	3,625	10.66			
Total for Surimi, Other species	340	3,625				
<b>Warehou, Blue</b>						
Finfish, Frozen Fillets	50	251	5.02			
Total for Warehou, Blue	50	251				
Total for Vanuatu	33,103	391,467		654	8,295	

NETT	Jan 2015 - Dec 2015			Month-to-Date: December - 2015		
	Weight (kg)	FOB* Value (\$NZ)	Unit Value	Weight (kg)	FOB* Value (\$NZ)	Unit Value
<b>Vietnam</b>						
<b>Alfonsino</b>						
Finfish, Frozen Other form	13,490	128,576	9.53	13,490	128,576	9.53
<b>Total for Alfonsino</b>	<b>13,490</b>	<b>128,576</b>		<b>13,490</b>	<b>128,576</b>	
<b>Antarctic Toothfish</b>						
Finfish, Frozen Headed and Guttled	2,089	81,617	39.07			
<b>Total for Antarctic Toothfish</b>	<b>2,089</b>	<b>81,617</b>				
<b>Cod, Red</b>						
Finfish, Frozen Headed and Guttled	10	46	4.60	10	46	4.60
<b>Total for Cod, Red</b>	<b>10</b>	<b>46</b>		<b>10</b>	<b>46</b>	
<b>Finfish, other fish meat</b>						
Finfish, Processed Other	20	170	8.50	20	170	8.50
<b>Total for Finfish, other fish meat</b>	<b>20</b>	<b>170</b>		<b>20</b>	<b>170</b>	
<b>Fish prod unfit for human</b>						
Finfish, Processed Flours,meals,pellets	126,000	284,317	2.26			
<b>Total for Fish prod unfit for human</b>	<b>126,000</b>	<b>284,317</b>				
<b>Flounder</b>						
Finfish, Frozen Whole	10	34	3.40	10	34	3.40
<b>Total for Flounder</b>	<b>10</b>	<b>34</b>		<b>10</b>	<b>34</b>	
<b>Gemfish</b>						
Finfish, Frozen Other form	3,101	5,343	1.72			
<b>Total for Gemfish</b>	<b>3,101</b>	<b>5,343</b>				
<b>Hake</b>						
Finfish, Frozen Fillets	3,448	15,498	4.49			
Finfish, Frozen Other form	5,889	26,472	4.50			
<b>Total for Hake</b>	<b>9,337</b>	<b>41,970</b>				
<b>Hoki</b>						
Finfish, Frozen Fillets	20	74	3.70	20	74	3.70
Finfish, Frozen Headed and Guttled	780,705	2,090,798	2.68	39,600	89,846	2.27
Finfish, Frozen Whole	351,293	1,095,333	3.12	19,820	60,346	3.04
<b>Total for Hoki</b>	<b>1,132,018</b>	<b>3,186,205</b>		<b>59,440</b>	<b>150,266</b>	
<b>John Dory</b>						
Finfish, Chilled Headed and Guttled	100	1,186	11.86			
<b>Total for John Dory</b>	<b>100</b>	<b>1,186</b>				
<b>Ling</b>						
Finfish, Frozen Other form	7,779	34,971	4.50			
<b>Total for Ling</b>	<b>7,779</b>	<b>34,971</b>				
<b>Mackerel, Jack</b>						
Finfish, Frozen Headed and Guttled	309,298	737,556	2.38			

NETT	Jan 2015 - Dec 2015			Month-to-Date: December - 2015		
	Weight (kg)	FOB* Value (\$NZ)	Unit Value	Weight (kg)	FOB* Value (\$NZ)	Unit Value
<b>Vietnam</b>						
Finfish, Frozen Other form	752,197	1,386,546	1.84			
<b>Total for Mackerel, Jack</b>	<b>1,061,495</b>	<b>2,124,102</b>				
<b>Mussels</b>						
Mussels, Freeze-dried pwd	25	1,880	75.20			
Mussels, HS Frozen	247,484	1,922,359	7.77	600	5,648	9.41
Mussels, Live	2,322	24,101	10.38			
Mussels, Meat Frozen	60	738	12.30			
Mussels, Whole Frozen	1,786	20,664	11.57			
<b>Total for Mussels</b>	<b>251,677</b>	<b>1,969,742</b>		<b>600</b>	<b>5,648</b>	
<b>Other Crustacea</b>						
Other Crustacea, Frozen	78	3,906	50.08	78	3,906	50.08
<b>Total for Other Crustacea</b>	<b>78</b>	<b>3,906</b>		<b>78</b>	<b>3,906</b>	
<b>Other frozen finfish</b>						
Finfish, Frozen Other form	118,101	304,601	2.58			
Finfish, Frozen Whole	203,379	825,429	4.06	41,380	163,000	3.94
<b>Total for Other frozen finfish</b>	<b>321,480</b>	<b>1,130,030</b>		<b>41,380</b>	<b>163,000</b>	
<b>Oysters, Pacific</b>						
Oysters, Frozen	581	8,061	13.87	31	476	15.35
<b>Total for Oysters, Pacific</b>	<b>581</b>	<b>8,061</b>		<b>31</b>	<b>476</b>	
<b>Patagonian Toothfish</b>						
Finfish, Frozen Headed and Guttled	32,249	1,329,897	41.24	19,361	852,889	44.05
Finfish, Frozen Other form	34,121	1,087,166	31.86			
<b>Total for Patagonian Toothfish</b>	<b>66,370</b>	<b>2,417,063</b>		<b>19,361</b>	<b>852,889</b>	
<b>Paua</b>						
Other Molluscs, Processed Cans or Jars	1,122	68,020	60.62			
<b>Total for Paua</b>	<b>1,122</b>	<b>68,020</b>				
<b>Sole, New Zealand</b>						
Finfish, Frozen Whole	10	33	3.30	10	33	3.30
<b>Total for Sole, New Zealand</b>	<b>10</b>	<b>33</b>		<b>10</b>	<b>33</b>	
<b>Southern Blue Whiting</b>						
Finfish, Frozen Other form	19,800	32,880	1.66			
<b>Total for Southern Blue Whiting</b>	<b>19,800</b>	<b>32,880</b>				
<b>Tarakihi</b>						
Finfish, Frozen Whole	10	20	2.00	10	20	2.00
<b>Total for Tarakihi</b>	<b>10</b>	<b>20</b>		<b>10</b>	<b>20</b>	
<b>Tuna, Albacore/Longfinned</b>						
Finfish, Frozen Whole	379,985	1,403,835	3.69			
<b>Total for Tuna, Albacore/Longfinned</b>	<b>379,985</b>	<b>1,403,835</b>				
<b>Tuna, Skipjack</b>						

NETT	Jan 2015 - Dec 2015			Month-to-Date: December - 2015		
	Weight (kg)	FOB* Value (\$NZ)	Unit Value	Weight (kg)	FOB* Value (\$NZ)	Unit Value
<b>Vietnam</b>						
Finfish, Frozen Whole	473,277	628,946	1.33	473,277	628,946	1.33
<b>Total for Tuna, Skipjack</b>	<b>473,277</b>	<b>628,946</b>		<b>473,277</b>	<b>628,946</b>	
<b>Tuna, Yellowfin</b>						
Finfish, Frozen Whole	52,731	84,280	1.60	14,133	18,735	1.33
<b>Total for Tuna, Yellowfin</b>	<b>52,731</b>	<b>84,280</b>		<b>14,133</b>	<b>18,735</b>	
<b>Warehou, Other</b>						
Finfish, Frozen Other form	20,897	127,883	6.12			
<b>Total for Warehou, Other</b>	<b>20,897</b>	<b>127,883</b>				
<b>Total for Vietnam</b>	<b>3,943,467</b>	<b>13,763,236</b>		<b>621,850</b>	<b>1,952,745</b>	

NETT	Jan 2015 - Dec 2015			Month-to-Date: December - 2015		
	Weight (kg)	FOB* Value (\$NZ)	Unit Value	Weight (kg)	FOB* Value (\$NZ)	Unit Value
<b>Wallis And Futuna Islands</b>						
<b>Mackerel</b>						
Finfish, Processed Smoked	1,153	6,987	6.06			
<b>Total for Mackerel</b>	<b>1,153</b>	<b>6,987</b>				
<b>Mussels</b>						
Mussels, Live	155	958	6.18	155	958	6.18
<b>Total for Mussels</b>	<b>155</b>	<b>958</b>		<b>155</b>	<b>958</b>	
<b>Oysters, Pacific</b>						
Oysters, Live	80	1,097	13.71	80	1,097	13.71
<b>Total for Oysters, Pacific</b>	<b>80</b>	<b>1,097</b>		<b>80</b>	<b>1,097</b>	
<b>Salmon, Pacific</b>						
Finfish, Chilled Other form	19	385	20.26	19	385	20.26
Finfish, Frozen Other form	109	1,884	17.28	41	712	17.37
<b>Total for Salmon, Pacific</b>	<b>128</b>	<b>2,269</b>		<b>60</b>	<b>1,097</b>	
<b>Total for Wallis And Futuna Islands</b>	<b>1,516</b>	<b>11,311</b>		<b>295</b>	<b>3,152</b>	

NETT	Jan 2015 - Dec 2015			Month-to-Date: December - 2015		
	Weight (kg)	FOB* Value (\$NZ)	Unit Value	Weight (kg)	FOB* Value (\$NZ)	Unit Value
<b>Grand Total</b>	289,912,570	1,629,653,878		24,283,233	155,298,562	

FOB\* - Free on board. The value of export goods, including raw material, processing, packaging, storage and transportation up to the point where the goods are about to leave the country as exports. FOB does not include storage, export transport or insurance cost to get the goods to the export market.