

# New Zealand Seafood Exports

Report 10b  
Seafood exports by country by species  
Calendar year to December 2012

Prepared by:



## Exports of Seafood Produce for 12 Months ending December 2012

Prepared by the Information Centre, NZ Seafood Industry Council (SeaFIC), from official export figures collected by NZ Customs and supplied by Statistics New Zealand.

| NETT                              | 2011             |                      | 2012             |                      | % Change on 2011 |                |
|-----------------------------------|------------------|----------------------|------------------|----------------------|------------------|----------------|
|                                   | Tonnes           | NZ\$FOB*             | Tonnes           | NZ\$FOB*             | Volume           | Value          |
| <b>Finfish</b>                    |                  |                      |                  |                      |                  |                |
| <b>Fresh</b>                      |                  |                      |                  |                      |                  |                |
| <i>Fillet</i>                     | 1,091.5          | \$15,946,386         | 1,006.8          | \$13,377,775         | -7.77%           | -16.11%        |
| <i>H&amp;G</i>                    | 2,278.5          | \$24,326,723         | 1,981.7          | \$22,159,797         | -13.03%          | -8.91%         |
| <i>Live</i>                       | 517.3            | \$4,893,961          | 265.9            | \$3,776,574          | -48.61%          | -22.83%        |
| <i>Other Forms</i>                | 1,407.9          | \$17,109,429         | 1,919.1          | \$22,635,351         | 36.31%           | 32.30%         |
| <i>Whole</i>                      | 6,712.0          | \$77,276,768         | 7,126.6          | \$85,665,752         | 6.18%            | 10.86%         |
| <b>Fresh Total</b>                | <b>12,007.2</b>  | <b>\$139,553,267</b> | <b>12,300.0</b>  | <b>\$147,615,249</b> | <b>2.44%</b>     | <b>5.78%</b>   |
| <b>Frozen</b>                     |                  |                      |                  |                      |                  |                |
| <i>Fillet</i>                     | 33,224.5         | \$220,238,611        | 33,224.1         | \$210,055,052        | 0.00%            | -4.62%         |
| <i>H&amp;G</i>                    | 65,580.4         | \$176,487,541        | 61,912.4         | \$178,267,902        | -5.59%           | 1.01%          |
| <i>Other Forms</i>                | 32,717.5         | \$101,707,833        | 37,235.1         | \$148,226,904        | 13.81%           | 45.74%         |
| <i>Whole</i>                      | 46,909.7         | \$104,827,535        | 56,359.2         | \$125,187,708        | 20.14%           | 19.42%         |
| <b>Frozen Total</b>               | <b>178,432.0</b> | <b>\$603,261,520</b> | <b>188,730.9</b> | <b>\$661,737,566</b> | <b>5.77%</b>     | <b>9.69%</b>   |
| <b>Processed</b>                  |                  |                      |                  |                      |                  |                |
| <i>Dried</i>                      |                  |                      | 5.5              | \$512,681            |                  |                |
| <i>Meal, Blocks, Minced</i>       | 18,872.3         | \$41,119,838         | 19,138.8         | \$42,784,802         | 1.41%            | 4.05%          |
| <i>Other</i>                      | 1.7              | \$108,429            | 2.3              | \$72,878             | 30.94%           | -32.79%        |
| <i>Other Fish Meat</i>            | 4,163.8          | \$9,380,290          | 4,241.9          | \$9,957,944          | 1.88%            | 6.16%          |
| <i>Prepared</i>                   | 8,583.6          | \$59,743,327         | 7,767.1          | \$51,469,805         | -9.51%           | -13.85%        |
| <i>Salted or in Brine</i>         | 0.0              | \$50                 | 0.2              | \$40,245             | 4950.00%         | 80390.00%      |
| <i>Smoked, Salted or in Brine</i> | 177.2            | \$5,562,149          | 769.4            | \$9,228,687          | 334.16%          | 65.92%         |
| <b>Processed Total</b>            | <b>31,798.7</b>  | <b>\$115,914,083</b> | <b>31,925.2</b>  | <b>\$114,067,042</b> | <b>0.40%</b>     | <b>-1.59%</b>  |
| <b>Finfish Total</b>              | <b>222,237.9</b> | <b>\$858,728,870</b> | <b>232,956.0</b> | <b>\$923,419,857</b> | <b>4.82%</b>     | <b>7.53%</b>   |
| <b>Other Crustacea</b>            |                  |                      |                  |                      |                  |                |
| <b>Other Crustacea</b>            |                  |                      |                  |                      |                  |                |
| <i>Fresh or Frozen</i>            | 745.8            | \$22,245,854         |                  |                      |                  |                |
| <i>Frozen</i>                     |                  |                      | 1,087.3          | \$24,340,624         |                  |                |
| <i>Live</i>                       |                  |                      | 0.3              | \$9,104              |                  |                |
| <i>Other Forms</i>                |                  |                      | 1.7              | \$50,426             |                  |                |
| <i>Processed</i>                  | 977.6            | \$9,418,355          | 1,279.1          | \$25,968,887         | 30.84%           | 175.73%        |
| <b>Other Crustacea Total</b>      | <b>1,723.4</b>   | <b>\$31,664,209</b>  | <b>2,368.4</b>   | <b>\$50,369,041</b>  | <b>37.43%</b>    | <b>59.07%</b>  |
| <b>Other Crustacea Total</b>      | <b>1,723.4</b>   | <b>\$31,664,209</b>  | <b>2,368.4</b>   | <b>\$50,369,041</b>  | <b>37.43%</b>    | <b>59.07%</b>  |
| <b>Rock Lobster</b>               |                  |                      |                  |                      |                  |                |
| <b>Rock Lobster</b>               |                  |                      |                  |                      |                  |                |
| <i>Live</i>                       | 2,569.5          | \$215,911,422        | 2,511.6          | \$219,518,446        | -2.25%           | 1.67%          |
| <i>Other Forms</i>                | 3.3              | \$71,976             | 2.3              | \$168,777            | -29.06%          | 134.49%        |
| <i>Tails</i>                      | 15.6             | \$1,165,961          | 13.5             | \$819,616            | -13.17%          | -29.70%        |
| <i>Whole</i>                      | 94.9             | \$3,473,188          | 70.4             | \$2,710,007          | -25.85%          | -21.97%        |
| <b>Rock Lobster Total</b>         | <b>2,683.3</b>   | <b>\$220,622,547</b> | <b>2,597.8</b>   | <b>\$223,216,846</b> | <b>-3.19%</b>    | <b>1.18%</b>   |
| <b>Rock Lobster Total</b>         | <b>2,683.3</b>   | <b>\$220,622,547</b> | <b>2,597.8</b>   | <b>\$223,216,846</b> | <b>-3.19%</b>    | <b>1.18%</b>   |
| <b>Shellfish</b>                  |                  |                      |                  |                      |                  |                |
| <b>Fresh</b>                      |                  |                      |                  |                      |                  |                |
| <i>Mussels</i>                    | 274.8            | \$1,019,095          | 297.9            | \$1,133,263          | 8.41%            | 11.20%         |
| <i>Octopus</i>                    | 3.2              | \$30,500             | 1.8              | \$18,795             | -43.34%          | -38.38%        |
| <i>Other</i>                      |                  |                      | 782.3            | \$5,121,655          |                  |                |
| <i>Oysters</i>                    |                  |                      | 294.3            | \$2,929,725          |                  |                |
| <i>Paua</i>                       |                  |                      | 9.5              | \$592,599            |                  |                |
| <i>Scallops</i>                   | 34.2             | \$154,300            | 11.3             | \$55,159             | -67.00%          | -64.25%        |
| <i>Squid</i>                      | 19.4             | \$99,375             | 3.2              | \$22,061             | -83.63%          | -77.80%        |
| <b>Fresh Total</b>                | <b>331.6</b>     | <b>\$1,303,270</b>   | <b>1,400.3</b>   | <b>\$9,873,257</b>   | <b>322.29%</b>   | <b>657.58%</b> |
| <b>Fresh or Frozen</b>            |                  |                      |                  |                      |                  |                |
| <i>Mussels</i>                    | 7,670.0          | \$41,808,856         |                  |                      |                  |                |
| <i>Other</i>                      | 1,177.9          | \$12,049,048         |                  |                      |                  |                |
| <i>Oysters</i>                    | 1,962.3          | \$19,524,141         | 1,101.6          | \$11,855,011         | -43.86%          | -39.28%        |
| <i>Squid</i>                      | 2.3              | \$26,875             |                  |                      |                  |                |

| <b>NETT</b>                  | <b>2011</b>   |                 |               |                 | <b>% Change on 2011</b> |              |
|------------------------------|---------------|-----------------|---------------|-----------------|-------------------------|--------------|
|                              | <b>Tonnes</b> | <b>NZ\$FOB*</b> | <b>Tonnes</b> | <b>NZ\$FOB*</b> | <b>Volume</b>           | <b>Value</b> |
| <b>Fresh or Frozen Total</b> | 10,812.4      | \$73,408,920    | 1,101.6       | \$11,855,011    | -89.81%                 | -83.85%      |
| <b>Frozen</b>                |               |                 |               |                 |                         |              |
| <i>Mussels</i>               | 29,417.3      | \$156,917,052   | 32,384.0      | \$172,621,930   | 10.09%                  | 10.01%       |
| <i>Octopus</i>               | 29.0          | \$203,966       | 46.1          | \$314,813       | 59.16%                  | 54.35%       |
| <i>Other</i>                 |               |                 | 155.1         | \$1,281,325     |                         |              |
| <i>Oysters</i>               |               |                 | 66.7          | \$535,445       |                         |              |
| <i>Paua</i>                  |               |                 | 43.8          | \$2,437,168     |                         |              |
| <i>Scallops</i>              | 19.9          | \$414,741       | 17.0          | \$405,965       | -14.51%                 | -2.12%       |
| <i>Squid</i>                 | 31,860.8      | \$104,624,168   | 27,522.4      | \$81,412,080    | -13.62%                 | -22.19%      |
| <b>Frozen Total</b>          | 61,326.9      | \$262,159,927   | 60,235.2      | \$259,008,726   | -1.78%                  | -1.20%       |
| <b>Processed</b>             |               |                 |               |                 |                         |              |
| <i>Mussels</i>               | 886.7         | \$27,838,535    | 975.9         | \$33,800,314    | 10.06%                  | 21.42%       |
| <i>Other</i>                 | 1,024.1       | \$9,160,777     | 1,033.5       | \$9,308,128     | 0.91%                   | 1.61%        |
| <i>Oysters</i>               |               |                 | 9.3           | \$166,316       |                         |              |
| <i>Paua</i>                  | 855.6         | \$53,928,781    | 635.0         | \$43,056,462    | -25.78%                 | -20.16%      |
| <i>Scallops</i>              |               |                 | 4.5           | \$48,686        |                         |              |
| <i>Squid</i>                 | 0.1           | \$1,212         | 1,390.4       | \$5,072,689     | 17223.33%               | 418438.70%   |
| <b>Processed Total</b>       | 2,766.5       | \$90,929,305    | 4,048.6       | \$91,452,595    | 46.34%                  | 0.58%        |
| <b>Shellfish Total</b>       | 75,237.5      | \$427,801,422   | 66,785.7      | \$372,189,589   | -11.23%                 | -13.00%      |
| <b>Grand Total</b>           | 301,882.1     | \$1,538,817,048 | 304,708.0     | \$1,569,195,333 | 0.94%                   | 1.97%        |

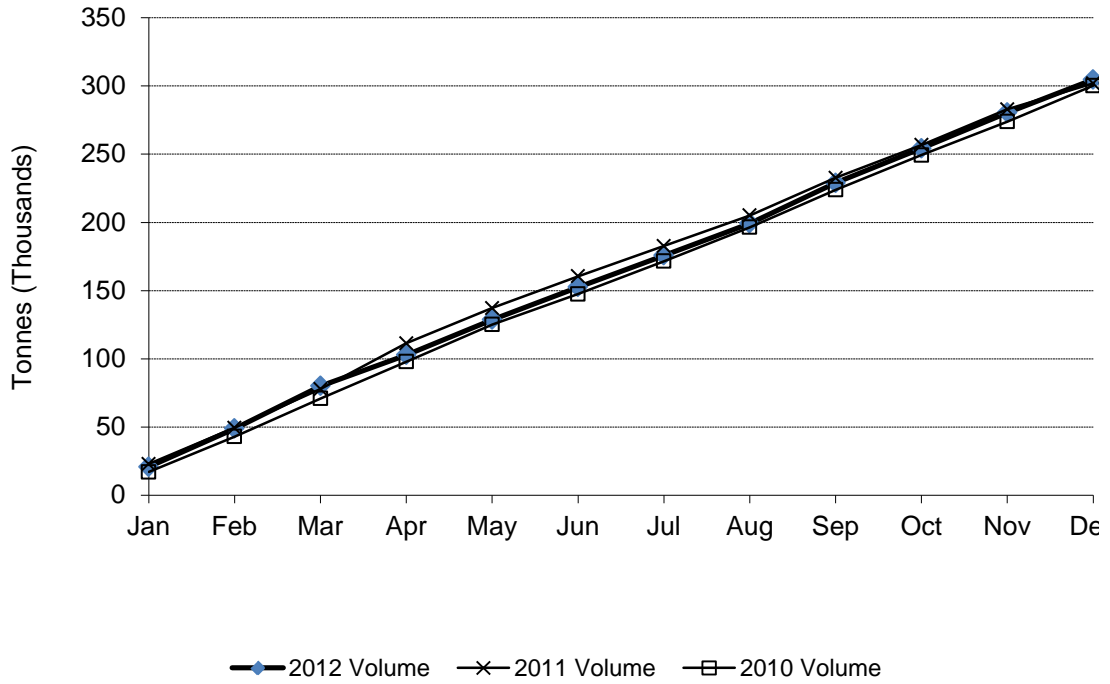
**FOB\* - Free on board. The value of export goods, including raw material, processing, packaging, storage and transportation up to the point where the goods are about to leave the country as exports. FOB does not include storage, export transport or insurance cost to get the goods to the export market.**



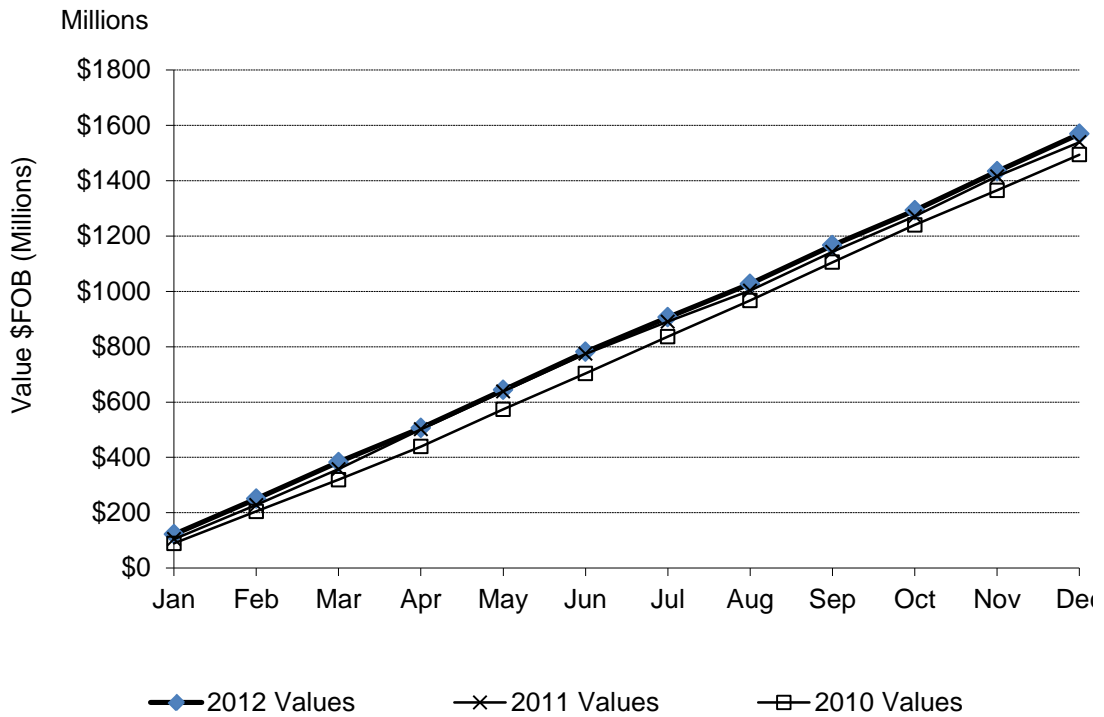


**Seafood Export Statistics  
- 2010-2012 -**

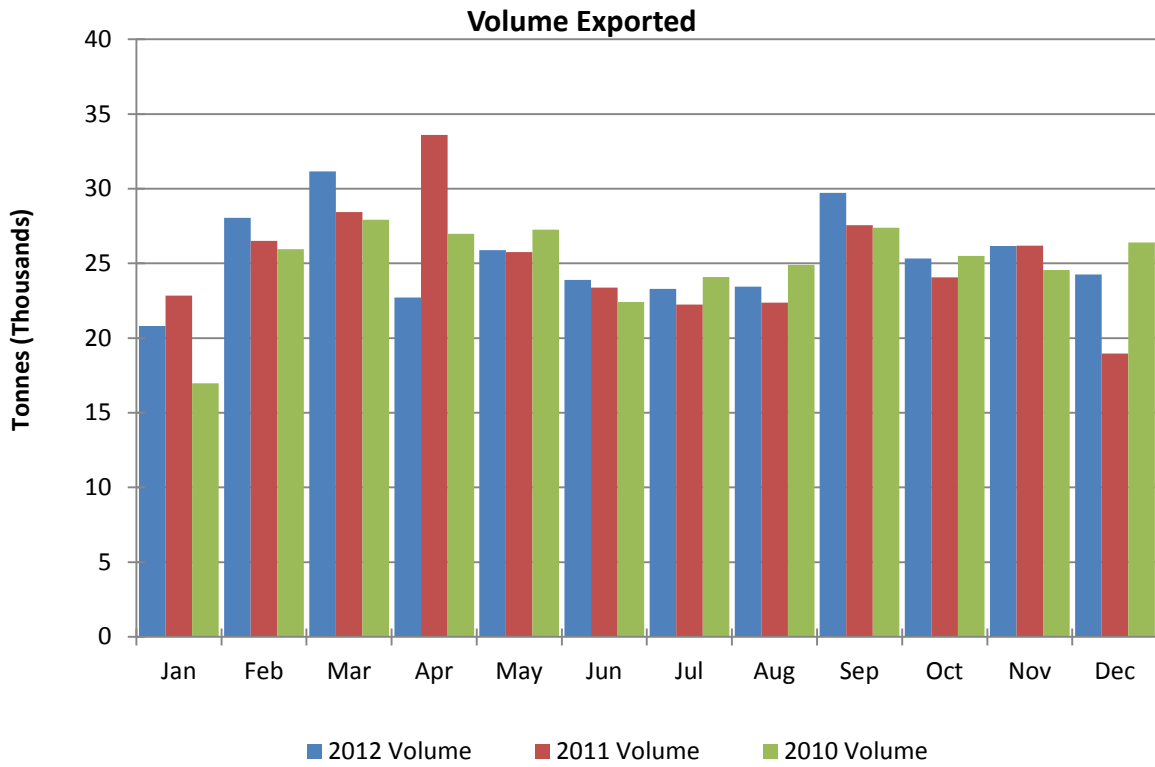
**Volume Exported**



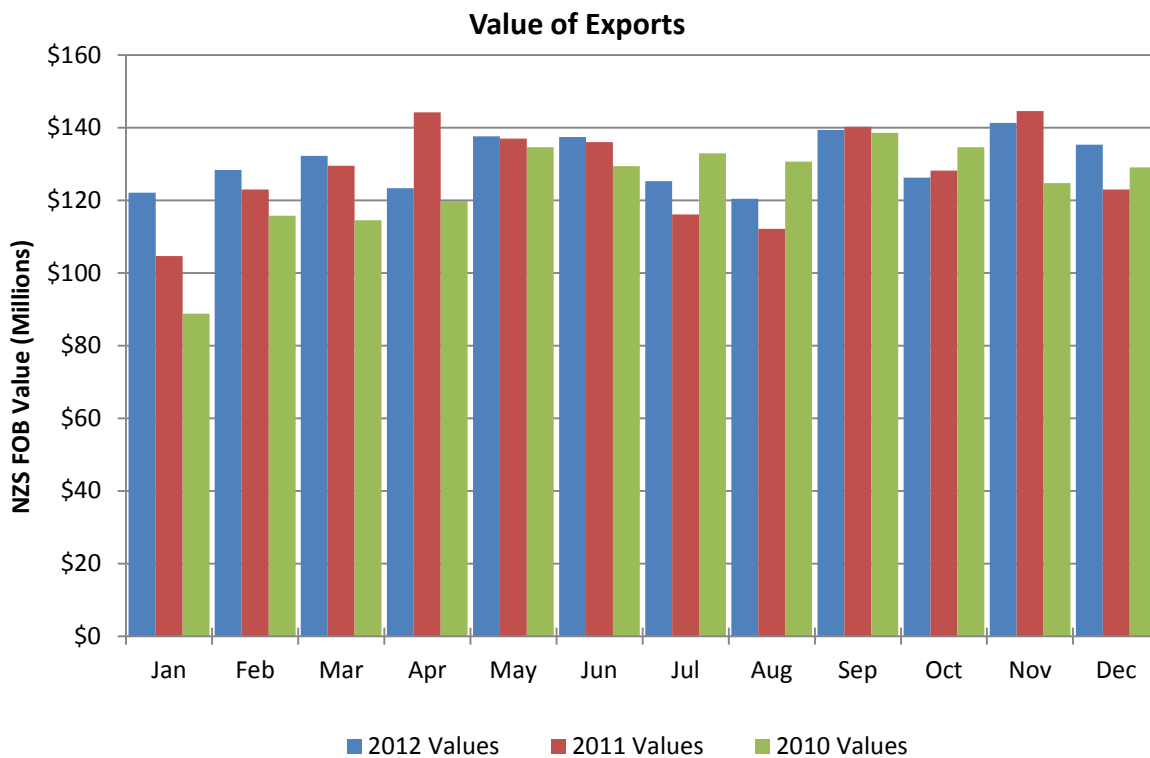
**Seafood Export Statistics  
- 2010-2012 -  
Value of Exports**



**Seafood Export Statistics for Individual Months  
- 2010-2012 -**



**Seafood Export Statistics for Individual Months  
- 2010-2012 -**



*Nett Weight Volume (kg's) of Live/Chilled/Frozen Finfish for December 2012*

| <i>Species Name</i>          | <i>Live</i> | <i>Frozen Whole</i> | <i>Chilled Whole</i> | <i>Frozen Fillets</i> | <i>Chilled Fillets</i> | <i>Frozen H&amp;G</i> | <i>Chilled H&amp;G</i> | <i>Species Total</i> | <i>% of Finfish</i> |
|------------------------------|-------------|---------------------|----------------------|-----------------------|------------------------|-----------------------|------------------------|----------------------|---------------------|
| Alaska Pollack               | 0           | 0                   | 0                    | 0                     | 0                      | 0                     | 0                      | 0                    | 0.00%               |
| Alfonsino                    | 0           | 10,728              | 0                    | 0                     | 0                      | 0                     | 0                      | 10,728               | 0.10%               |
| Antarctic Toothfish          | 0           | 0                   | 0                    | 0                     | 0                      | 0                     | 0                      | 0                    | 0.00%               |
| Barracouta                   | 0           | 21,435              | 0                    | 155,900               | 0                      | 451,429               | 0                      | 628,764              | 5.69%               |
| Blue Whiting excl Southern   | 0           | 0                   | 0                    | 0                     | 0                      | 127,008               | 0                      | 127,008              | 1.15%               |
| Bluenose                     | 0           | 0                   | 32,614               | 0                     | 1,475                  | 0                     | 50,706                 | 84,795               | 0.77%               |
| Cardinal Fish                | 0           | 0                   | 0                    | 0                     | 16                     | 2,040                 | 0                      | 2,056                | 0.02%               |
| Carp                         | 0           | 0                   | 0                    | 0                     | 265                    | 0                     | 0                      | 265                  | 0.00%               |
| Catfish                      | 0           | 0                   | 0                    | 1,660                 | 0                      | 0                     | 72                     | 1,732                | 0.02%               |
| Coalfish                     | 0           | 0                   | 0                    | 0                     | 0                      | 0                     | 0                      | 0                    | 0.00%               |
| Cobia                        | 0           | 0                   | 0                    | 0                     | 0                      | 0                     | 38                     | 38                   | 0.00%               |
| Cod                          | 0           | 0                   | 40                   | 7,996                 | 0                      | 0                     | 0                      | 8,036                | 0.07%               |
| Cod, Blue                    | 0           | 0                   | 0                    | 1,940                 | 792                    | 0                     | 0                      | 2,732                | 0.02%               |
| Cod, Red                     | 0           | 10,350              | 0                    | 1,635                 | 1,014                  | 22,290                | 0                      | 35,289               | 0.32%               |
| Eels                         | 31,821      | 4,112               | 60                   | 0                     | 0                      | 15,056                | 0                      | 51,049               | 0.46%               |
| Elephant Fish                | 0           | 0                   | 0                    | 0                     | 0                      | 0                     | 0                      | 0                    | 0.00%               |
| Filletts dried               | 0           | 0                   | 0                    | 0                     | 0                      | 0                     | 0                      | 0                    | 0.00%               |
| Fish heads, tails and maws   | 0           | 0                   | 0                    | 0                     | 0                      | 0                     | 0                      | 0                    | 0.00%               |
| Flounder                     | 0           | 9,631               | 18,586               | 0                     | 284                    | 0                     | 0                      | 28,501               | 0.26%               |
| Ghostshark                   | 0           | 4,944               | 0                    | 32,490                | 0                      | 0                     | 0                      | 37,434               | 0.34%               |
| Groper                       | 0           | 0                   | 7,248                | 0                     | 921                    | 0                     | 10,786                 | 18,955               | 0.17%               |
| Gurnard                      | 0           | 3,792               | 1,069                | 0                     | 6,158                  | 0                     | 0                      | 11,019               | 0.10%               |
| Haddock                      | 0           | 0                   | 0                    | 0                     | 0                      | 0                     | 0                      | 0                    | 0.00%               |
| Hake                         | 0           | 0                   | 0                    | 41,677                | 0                      | 130,014               | 0                      | 171,691              | 1.55%               |
| Halibut                      | 0           | 0                   | 0                    | 0                     | 0                      | 0                     | 0                      | 0                    | 0.00%               |
| Herrings                     | 0           | 0                   | 0                    | 0                     | 0                      | 0                     | 0                      | 0                    | 0.00%               |
| Hoki                         | 0           | 14,790              | 0                    | 1,214,057             | 1,840                  | 1,583,405             | 0                      | 2,814,092            | 25.47%              |
| John Dory                    | 0           | 0                   | 35,213               | 1,505                 | 2,449                  | 0                     | 103                    | 39,270               | 0.36%               |
| Kahawai                      | 0           | 197,665             | 0                    | 0                     | 0                      | 0                     | 0                      | 197,665              | 1.79%               |
| Kingfish, Yellowtail         | 0           | 0                   | 4,589                | 0                     | 0                      | 0                     | 140                    | 4,729                | 0.04%               |
| Leatherjacket                | 0           | 0                   | 0                    | 0                     | 0                      | 0                     | 0                      | 0                    | 0.00%               |
| Ling                         | 0           | 39,298              | 0                    | 337,488               | 15,226                 | 118,997               | 0                      | 511,009              | 4.63%               |
| Livers and Roe               | 0           | 58,416              | 3,238                | 0                     | 0                      | 0                     | 0                      | 61,654               | 0.56%               |
| Mackerel                     | 0           | 0                   | 0                    | 0                     | 0                      | 0                     | 53                     | 53                   | 0.00%               |
| Mackerel, Blue               | 0           | 1,820,040           | 0                    | 0                     | 0                      | 0                     | 0                      | 1,820,040            | 16.47%              |
| Mackerel, Horse              | 0           | 0                   | 0                    | 0                     | 0                      | 0                     | 0                      | 0                    | 0.00%               |
| Mackerel, Jack               | 0           | 1,319,410           | 0                    | 0                     | 0                      | 119,620               | 0                      | 1,439,030            | 13.03%              |
| Mackerel, Other(exl Jack)    | 0           | 0                   | 0                    | 0                     | 0                      | 0                     | 0                      | 0                    | 0.00%               |
| Moki                         | 0           | 0                   | 0                    | 0                     | 89                     | 0                     | 0                      | 89                   | 0.00%               |
| Monkfish (Stargazer)         | 0           | 0                   | 0                    | 1,511                 | 8,518                  | 15,600                | 0                      | 25,629               | 0.23%               |
| Mullet                       | 0           | 0                   | 0                    | 0                     | 0                      | 3                     | 0                      | 3                    | 0.00%               |
| Nile Perch                   | 0           | 0                   | 0                    | 0                     | 0                      | 0                     | 0                      | 0                    | 0.00%               |
| Orange Roughy                | 0           | 60,230              | 0                    | 163,992               | 1,062                  | 0                     | 0                      | 225,284              | 2.04%               |
| Oreo Dory, Black             | 0           | 0                   | 0                    | 0                     | 0                      | 27,658                | 0                      | 27,658               | 0.25%               |
| Oreo Dory, Other             | 0           | 29,725              | 0                    | 0                     | 0                      | 559,766               | 0                      | 589,491              | 5.34%               |
| Oreo Dory, Smooth            | 0           | 0                   | 0                    | 72,995                | 300                    | 0                     | 0                      | 73,295               | 0.66%               |
| Ornamental Fish              | 0           | 0                   | 0                    | 0                     | 0                      | 0                     | 0                      | 0                    | 0.00%               |
| Ornamental Fish, Freshwater  | 0           | 0                   | 0                    | 0                     | 0                      | 0                     | 0                      | 0                    | 0.00%               |
| Ornamental Fish, Marine      | 0           | 0                   | 0                    | 0                     | 0                      | 0                     | 0                      | 0                    | 0.00%               |
| Other Flatfish               | 0           | 8,270               | 2,872                | 0                     | 7                      | 0                     | 139                    | 11,288               | 0.10%               |
| Other minced                 | 0           | 0                   | 0                    | 0                     | 0                      | 0                     | 0                      | 0                    | 0.00%               |
| Other smoked freshwater fish | 0           | 0                   | 0                    | 0                     | 0                      | 0                     | 0                      | 0                    | 0.00%               |
| Patagonian Toothfish         | 0           | 0                   | 0                    | 0                     | 0                      | 0                     | 0                      | 0                    | 0.00%               |
| Pilchards                    | 0           | 0                   | 0                    | 0                     | 0                      | 0                     | 0                      | 0                    | 0.00%               |
| Plaice                       | 0           | 0                   | 0                    | 0                     | 0                      | 0                     | 0                      | 0                    | 0.00%               |
| Rays & Skates                | 0           | 13,296              | 432                  | 6,849                 | 0                      | 0                     | 0                      | 20,577               | 0.19%               |
| Salmon                       | 0           | 0                   | 0                    | 38,332                | 4,566                  | 0                     | 0                      | 42,898               | 0.39%               |
| Salmon, Atlantic             | 0           | 0                   | 0                    | 0                     | 0                      | 0                     | 0                      | 0                    | 0.00%               |
| Salmon, Other                | 0           | 0                   | 0                    | 0                     | 0                      | 0                     | 0                      | 0                    | 0.00%               |
| Salmon, Pacific              | 0           | 126                 | 204,949              | 0                     | 0                      | 165,822               | 6,200                  | 377,097              | 3.41%               |
| Salmon, Sockeye              | 0           | 0                   | 0                    | 0                     | 0                      | 31,946                | 0                      | 31,946               | 0.29%               |
| Salmonidae                   | 0           | 0                   | 0                    | 0                     | 0                      | 0                     | 0                      | 0                    | 0.00%               |
| School shark                 | 0           | 0                   | 0                    | 49,908                | 0                      | 0                     | 0                      | 49,908               | 0.45%               |
| Sea Bass                     | 0           | 0                   | 0                    | 0                     | 0                      | 0                     | 649                    | 649                  | 0.01%               |
| Sea Bream, Other             | 0           | 0                   | 0                    | 0                     | 0                      | 0                     | 0                      | 0                    | 0.00%               |
| Sea Perch                    | 0           | 32,034              | 0                    | 0                     | 0                      | 0                     | 0                      | 32,034               | 0.29%               |
| Shark Fins                   | 0           | 0                   | 0                    | 0                     | 0                      | 0                     | 0                      | 0                    | 0.00%               |
| Snapper                      | 0           | 55,916              | 308,321              | 0                     | 1,829                  | 0                     | 137                    | 366,203              | 3.31%               |
| Sole                         | 0           | 0                   | 298                  | 0                     | 0                      | 0                     | 0                      | 298                  | 0.00%               |
| Sole, Lemon                  | 0           | 3,630               | 10                   | 0                     | 230                    | 0                     | 120                    | 3,990                | 0.04%               |
| Sole, New Zealand            | 0           | 3,130               | 1,590                | 0                     | 98                     | 0                     | 0                      | 4,818                | 0.04%               |
| Southern Blue Whiting        | 0           | 28,501              | 0                    | 3,100                 | 0                      | 682,129               | 0                      | 713,730              | 6.46%               |
| Spotted Dogfish ( Riq )      | 0           | 0                   | 0                    | 52,380                | 494                    | 0                     | 0                      | 52,874               | 0.48%               |



| <i>Species Name</i>             | <i>Live</i> | <i>Frozen Whole</i> | <i>Chilled Whole</i> | <i>Frozen Fillets</i> | <i>Chilled Fillets</i> | <i>Frozen H&amp;G</i> | <i>Chilled H&amp;G</i> | <i>Species Total</i> | <i>% of Finfish</i> |
|---------------------------------|-------------|---------------------|----------------------|-----------------------|------------------------|-----------------------|------------------------|----------------------|---------------------|
| Sprats                          | 0           | 0                   | 0                    | 0                     | 0                      | 0                     | 0                      | 0                    | 0.00%               |
| Swordfish                       | 0           | 0                   | 0                    | 0                     | 0                      | 0                     | 8,567                  | 8,567                | 0.08%               |
| Tilapias                        | 0           | 0                   | 0                    | 0                     | 249                    | 0                     | 0                      | 249                  | 0.00%               |
| Toothfish, Other                | 0           | 0                   | 0                    | 0                     | 0                      | 0                     | 0                      | 0                    | 0.00%               |
| Trevally                        | 0           | 193,980             | 4,145                | 0                     | 0                      | 0                     | 164                    | 198,289              | 1.79%               |
| Trout                           | 0           | 0                   | 0                    | 0                     | 0                      | 0                     | 0                      | 0                    | 0.00%               |
| Tuna, Albacore/Longfinned       | 0           | 0                   | 0                    | 0                     | 0                      | 0                     | 0                      | 0                    | 0.00%               |
| Tuna, Atlantic and Pacific Blue | 0           | 0                   | 0                    | 0                     | 0                      | 0                     | 0                      | 0                    | 0.00%               |
| Tuna, Atlantic Bluefin          | 0           | 0                   | 71                   | 0                     | 0                      | 0                     | 0                      | 71                   | 0.00%               |
| Tuna, Bigeye                    | 0           | 0                   | 2,450                | 0                     | 0                      | 0                     | 0                      | 2,450                | 0.02%               |
| Tuna, Bluefin                   | 0           | 0                   | 0                    | 0                     | 0                      | 0                     | 0                      | 0                    | 0.00%               |
| Tuna, Other                     | 0           | 0                   | 0                    | 0                     | 0                      | 0                     | 3,704                  | 3,704                | 0.03%               |
| Tuna, Pacific Bluefin           | 0           | 0                   | 0                    | 0                     | 0                      | 0                     | 0                      | 0                    | 0.00%               |
| Tuna, Skipjack                  | 0           | 0                   | 0                    | 0                     | 0                      | 0                     | 0                      | 0                    | 0.00%               |
| Tuna, Southern Bluefin          | 0           | 0                   | 331                  | 0                     | 0                      | 0                     | 0                      | 331                  | 0.00%               |
| Tuna, Yellowfin                 | 0           | 0                   | 0                    | 0                     | 0                      | 0                     | 0                      | 0                    | 0.00%               |
| Tunas & Atlantic Bonito         | 0           | 0                   | 0                    | 0                     | 0                      | 0                     | 0                      | 0                    | 0.00%               |
| Turbots                         | 0           | 0                   | 0                    | 0                     | 0                      | 0                     | 0                      | 0                    | 0.00%               |
| Warehou, Blue                   | 0           | 0                   | 0                    | 0                     | 2,207                  | 0                     | 0                      | 2,207                | 0.02%               |
| Warehou, Other                  | 0           | 0                   | 0                    | 0                     | 0                      | 46,485                | 0                      | 46,485               | 0.42%               |
| Warehou, Silver                 | 0           | 10,050              | 0                    | 0                     | 0                      | 18,051                | 0                      | 28,101               | 0.25%               |
| Warehou, White                  | 0           | 0                   | 0                    | 0                     | 0                      | 0                     | 0                      | 0                    | 0.00%               |
| Whitebait                       | 0           | 0                   | 0                    | 0                     | 0                      | 0                     | 0                      | 0                    | 0.00%               |
|                                 | 31,821      | 3,953,499           | 628,126              | 2,185,415             | 50,089                 | 4,117,319             | 81,578                 | 11,047,847           |                     |
|                                 | 0.2880%     | 35.7852%            | 5.6855%              | 19.7814%              | 0.4534%                | 37.2681%              | 0.7384%                |                      |                     |

*Nett Weight Volume (kg's) of Live/Chilled/Frozen Finfish for year to December 2012*

| <i>Species Name</i>          | <i>Live</i> | <i>Frozen Whole</i> | <i>Chilled Whole</i> | <i>Frozen Fillets</i> | <i>Chilled Fillets</i> | <i>Frozen H&amp;G</i> | <i>Chilled H&amp;G</i> | <i>Species Total</i> | <i>% of Finfish</i> |
|------------------------------|-------------|---------------------|----------------------|-----------------------|------------------------|-----------------------|------------------------|----------------------|---------------------|
| Alaska Pollack               | 0           | 0                   | 0                    | 0                     | 0                      | 0                     | 0                      | 0                    | 0.00%               |
| Alfonsino                    | 0           | 93,798              | 0                    | 0                     | 0                      | 352,050               | 0                      | 445,848              | 0.30%               |
| Antarctic Toothfish          | 0           | 0                   | 0                    | 78,619                | 0                      | 227,655               | 0                      | 306,274              | 0.21%               |
| Barracouta                   | 0           | 2,170,969           | 0                    | 1,948,065             | 0                      | 9,290,398             | 0                      | 13,409,432           | 9.13%               |
| Blue Whiting excl Southern   | 0           | 0                   | 0                    | 0                     | 0                      | 266,254               | 0                      | 266,254              | 0.18%               |
| Bluenose                     | 0           | 0                   | 222,622              | 250                   | 3,558                  | 32,738                | 368,405                | 627,573              | 0.43%               |
| Cardinal Fish                | 0           | 0                   | 0                    | 99,450                | 52                     | 56,907                | 0                      | 156,409              | 0.11%               |
| Carp                         | 0           | 0                   | 0                    | 0                     | 7,927                  | 0                     | 0                      | 7,927                | 0.01%               |
| Catfish                      | 0           | 0                   | 0                    | 6,732                 | 0                      | 400                   | 1,877                  | 9,009                | 0.01%               |
| Coalfish                     | 0           | 0                   | 0                    | 0                     | 0                      | 0                     | 0                      | 0                    | 0.00%               |
| Cobia                        | 0           | 0                   | 747                  | 0                     | 0                      | 0                     | 11,002                 | 11,749               | 0.01%               |
| Cod                          | 0           | 96                  | 977                  | 20,021                | 0                      | 5,825                 | 8,348                  | 35,267               | 0.02%               |
| Cod, Blue                    | 0           | 176                 | 0                    | 49,222                | 8,375                  | 125                   | 0                      | 57,898               | 0.04%               |
| Cod, Red                     | 0           | 18,284              | 0                    | 152,281               | 20,400                 | 1,807,012             | 0                      | 1,997,977            | 1.36%               |
| Eels                         | 265,851     | 130,239             | 105                  | 0                     | 0                      | 95,474                | 2,959                  | 494,628              | 0.34%               |
| Elephant Fish                | 0           | 0                   | 0                    | 20,120                | 815                    | 0                     | 0                      | 20,935               | 0.01%               |
| Fillets dried                | 0           | 0                   | 0                    | 0                     | 0                      | 0                     | 0                      | 0                    | 0.00%               |
| Fish heads, tails and maws   | 0           | 0                   | 0                    | 0                     | 0                      | 0                     | 0                      | 0                    | 0.00%               |
| Flounder                     | 0           | 225,544             | 283,601              | 7,720                 | 5,263                  | 50                    | 4,400                  | 526,578              | 0.36%               |
| Ghostshark                   | 0           | 16,500              | 0                    | 290,087               | 0                      | 140,802               | 0                      | 447,389              | 0.30%               |
| Groper                       | 0           | 10                  | 76,059               | 190                   | 3,980                  | 552                   | 126,758                | 207,549              | 0.14%               |
| Gurnard                      | 0           | 29,044              | 23,048               | 3,199                 | 75,515                 | 0                     | 10                     | 130,816              | 0.09%               |
| Haddock                      | 0           | 0                   | 0                    | 0                     | 0                      | 0                     | 0                      | 0                    | 0.00%               |
| Hake                         | 0           | 75,781              | 0                    | 239,695               | 0                      | 1,739,662             | 3,493                  | 2,058,631            | 1.40%               |
| Halibut                      | 0           | 0                   | 0                    | 0                     | 0                      | 0                     | 0                      | 0                    | 0.00%               |
| Herrings                     | 0           | 0                   | 0                    | 54                    | 0                      | 0                     | 0                      | 54                   | 0.00%               |
| Hoki                         | 0           | 239,330             | 0                    | 13,395,794            | 74,622                 | 26,130,193            | 0                      | 39,839,939           | 27.11%              |
| John Dory                    | 0           | 0                   | 318,752              | 7,069                 | 25,395                 | 420                   | 20,102                 | 371,738              | 0.25%               |
| Kahawai                      | 0           | 1,122,945           | 0                    | 0                     | 0                      | 0                     | 0                      | 1,122,945            | 0.76%               |
| Kingfish, Yellowtail         | 0           | 2,505               | 30,224               | 0                     | 92                     | 0                     | 2,402                  | 35,223               | 0.02%               |
| Leatherjacket                | 0           | 282,590             | 0                    | 0                     | 0                      | 47,210                | 10                     | 329,810              | 0.22%               |
| Ling                         | 0           | 90,318              | 0                    | 2,599,514             | 151,507                | 1,347,746             | 0                      | 4,189,085            | 2.85%               |
| Livers and Roe               | 0           | 2,100,903           | 11,192               | 0                     | 0                      | 0                     | 0                      | 2,112,095            | 1.44%               |
| Mackerel                     | 0           | 0                   | 7,550                | 0                     | 0                      | 0                     | 481                    | 8,031                | 0.01%               |
| Mackerel, Blue               | 0           | 8,357,435           | 0                    | 0                     | 0                      | 61,920                | 0                      | 8,419,355            | 5.73%               |
| Mackerel, Horse              | 0           | 27,000              | 0                    | 0                     | 0                      | 0                     | 0                      | 27,000               | 0.02%               |
| Mackerel, Jack               | 0           | 18,551,992          | 0                    | 50,680                | 0                      | 5,408,504             | 65                     | 24,011,241           | 16.34%              |
| Mackerel, Other(exl Jack)    | 0           | 0                   | 0                    | 0                     | 0                      | 0                     | 0                      | 0                    | 0.00%               |
| Moki                         | 0           | 0                   | 0                    | 0                     | 4,585                  | 0                     | 0                      | 4,585                | 0.00%               |
| Monkfish (Stargazer)         | 0           | 1,470               | 0                    | 176,542               | 120,071                | 95,164                | 487                    | 393,734              | 0.27%               |
| Mullet                       | 0           | 0                   | 3,932                | 0                     | 0                      | 3                     | 3                      | 3,938                | 0.00%               |
| Nile Perch                   | 0           | 0                   | 0                    | 0                     | 0                      | 0                     | 0                      | 0                    | 0.00%               |
| Orange Roughy                | 0           | 229,710             | 0                    | 1,739,893             | 46,240                 | 1,060                 | 0                      | 2,016,903            | 1.37%               |
| Oreo Dory, Black             | 0           | 99,204              | 0                    | 122,094               | 0                      | 1,180,663             | 0                      | 1,401,961            | 0.95%               |
| Oreo Dory, Other             | 0           | 102,549             | 0                    | 0                     | 0                      | 2,281,901             | 0                      | 2,384,450            | 1.62%               |
| Oreo Dory, Smooth            | 0           | 0                   | 0                    | 957,695               | 31,521                 | 0                     | 0                      | 989,216              | 0.67%               |
| Ornamental Fish              | 0           | 0                   | 0                    | 0                     | 0                      | 0                     | 0                      | 0                    | 0.00%               |
| Ornamental Fish, Freshwater  | 0           | 0                   | 0                    | 0                     | 0                      | 0                     | 0                      | 0                    | 0.00%               |
| Ornamental Fish, Marine      | 0           | 0                   | 0                    | 0                     | 0                      | 0                     | 0                      | 0                    | 0.00%               |
| Other Flatfish               | 0           | 61,220              | 38,501               | 1,833                 | 10,718                 | 0                     | 6,453                  | 118,725              | 0.08%               |
| Other minced                 | 0           | 0                   | 0                    | 0                     | 0                      | 0                     | 0                      | 0                    | 0.00%               |
| Other smoked freshwater fish | 0           | 0                   | 0                    | 0                     | 0                      | 0                     | 0                      | 0                    | 0.00%               |
| Patagonian Toothfish         | 0           | 0                   | 0                    | 27,578                | 0                      | 263                   | 0                      | 27,841               | 0.02%               |
| Pilchards                    | 0           | 0                   | 0                    | 0                     | 0                      | 0                     | 0                      | 0                    | 0.00%               |
| Plaice                       | 0           | 0                   | 0                    | 0                     | 0                      | 0                     | 0                      | 0                    | 0.00%               |
| Rays & Skates                | 0           | 93,960              | 76,848               | 120,849               | 0                      | 0                     | 0                      | 291,657              | 0.20%               |
| Salmon                       | 0           | 0                   | 0                    | 282,976               | 62,614                 | 0                     | 0                      | 345,590              | 0.24%               |
| Salmon, Atlantic             | 0           | 0                   | 0                    | 0                     | 0                      | 0                     | 458                    | 458                  | 0.00%               |
| Salmon, Other                | 0           | 0                   | 0                    | 0                     | 0                      | 0                     | 0                      | 0                    | 0.00%               |
| Salmon, Pacific              | 0           | 5,594               | 1,924,358            | 0                     | 0                      | 1,343,638             | 60,258                 | 3,333,848            | 2.27%               |
| Salmon, Sockeye              | 0           | 0                   | 0                    | 0                     | 0                      | 300,762               | 0                      | 300,762              | 0.20%               |
| Salmonidae                   | 0           | 0                   | 0                    | 0                     | 0                      | 0                     | 0                      | 0                    | 0.00%               |
| School shark                 | 0           | 1,088               | 0                    | 426,084               | 0                      | 221                   | 0                      | 427,393              | 0.29%               |
| Sea Bass                     | 0           | 0                   | 190                  | 0                     | 0                      | 0                     | 2,545                  | 2,735                | 0.00%               |
| Sea Bream, Other             | 0           | 0                   | 11                   | 0                     | 0                      | 0                     | 0                      | 11                   | 0.00%               |
| Sea Perch                    | 0           | 554,449             | 0                    | 0                     | 0                      | 31,187                | 0                      | 585,636              | 0.40%               |
| Shark Fins                   | 0           | 0                   | 0                    | 0                     | 0                      | 0                     | 0                      | 0                    | 0.00%               |
| Snapper                      | 0           | 487,740             | 3,071,202            | 114                   | 21,886                 | 200                   | 3,598                  | 3,584,740            | 2.44%               |
| Sole                         | 0           | 14,610              | 2,307                | 0                     | 0                      | 2,020                 | 224                    | 19,161               | 0.01%               |
| Sole, Lemon                  | 0           | 185,699             | 226                  | 659                   | 1,928                  | 50                    | 870                    | 189,432              | 0.13%               |
| Sole, New Zealand            | 0           | 163,882             | 7,719                | 0                     | 2,339                  | 1,803                 | 0                      | 175,743              | 0.12%               |
| Southern Blue Whiting        | 0           | 582,340             | 0                    | 91,497                | 0                      | 6,636,506             | 0                      | 7,310,343            | 4.98%               |
| Spotted Dogfish ( Riq )      | 0           | 0                   | 0                    | 289,647               | 3,846                  | 0                     | 0                      | 293,493              | 0.20%               |

| <i>Species Name</i>             | <i>Live</i> | <i>Frozen Whole</i> | <i>Chilled Whole</i> | <i>Frozen Fillets</i> | <i>Chilled Fillets</i> | <i>Frozen H&amp;G</i> | <i>Chilled H&amp;G</i> | <i>Species Total</i> | <i>% of Finfish</i> |
|---------------------------------|-------------|---------------------|----------------------|-----------------------|------------------------|-----------------------|------------------------|----------------------|---------------------|
| Sprats                          | 0           | 0                   | 0                    | 0                     | 0                      | 0                     | 0                      | 0                    | 0.00%               |
| Swordfish                       | 0           | 840                 | 34,772               | 612                   | 678                    | 0                     | 317,858                | 354,760              | 0.24%               |
| Tilapias                        | 0           | 0                   | 0                    | 0                     | 7,075                  | 120                   | 0                      | 7,195                | 0.00%               |
| Toothfish, Other                | 0           | 0                   | 0                    | 0                     | 0                      | 0                     | 0                      | 0                    | 0.00%               |
| Trevally                        | 0           | 1,638,018           | 43,067               | 6,640                 | 3,412                  | 7,095                 | 1,636                  | 1,699,868            | 1.16%               |
| Trout                           | 0           | 0                   | 0                    | 0                     | 0                      | 0                     | 0                      | 0                    | 0.00%               |
| Tuna, Albacore/Longfinned       | 0           | 3,205,472           | 24                   | 0                     | 0                      | 43,263                | 0                      | 3,248,759            | 2.21%               |
| Tuna, Atlantic and Pacific Blue | 0           | 0                   | 0                    | 0                     | 0                      | 0                     | 0                      | 0                    | 0.00%               |
| Tuna, Atlantic Bluefin          | 0           | 0                   | 238,690              | 0                     | 0                      | 0                     | 0                      | 238,690              | 0.16%               |
| Tuna, Bigeye                    | 0           | 74,152              | 64,693               | 0                     | 0                      | 0                     | 4,120                  | 142,965              | 0.10%               |
| Tuna, Bluefin                   | 0           | 0                   | 0                    | 0                     | 0                      | 0                     | 0                      | 0                    | 0.00%               |
| Tuna, Other                     | 0           | 1,994,924           | 0                    | 0                     | 0                      | 78,016                | 149,208                | 2,222,148            | 1.51%               |
| Tuna, Pacific Bluefin           | 0           | 0                   | 1,469                | 0                     | 0                      | 0                     | 5,207                  | 6,676                | 0.00%               |
| Tuna, Skipjack                  | 0           | 9,856,251           | 0                    | 0                     | 0                      | 0                     | 0                      | 9,856,251            | 6.71%               |
| Tuna, Southern Bluefin          | 0           | 0                   | 206,578              | 0                     | 0                      | 0                     | 0                      | 206,578              | 0.14%               |
| Tuna, Yellowfin                 | 0           | 529,277             | 251                  | 0                     | 0                      | 0                     | 0                      | 529,528              | 0.36%               |
| Tunas & Atlantic Bonito         | 0           | 0                   | 0                    | 0                     | 0                      | 0                     | 0                      | 0                    | 0.00%               |
| Turbots                         | 0           | 1,893               | 539                  | 0                     | 0                      | 0                     | 0                      | 2,432                | 0.00%               |
| Warehou, Blue                   | 0           | 70,400              | 0                    | 3,520                 | 17,952                 | 88,978                | 0                      | 180,850              | 0.12%               |
| Warehou, Other                  | 0           | 150,360             | 0                    | 0                     | 0                      | 437,316               | 0                      | 587,676              | 0.40%               |
| Warehou, Silver                 | 0           | 127,162             | 0                    | 0                     | 0                      | 1,635,744             | 0                      | 1,762,906            | 1.20%               |
| Warehou, White                  | 0           | 0                   | 0                    | 0                     | 0                      | 0                     | 0                      | 0                    | 0.00%               |
| Whitebait                       | 0           | 613                 | 80                   | 0                     | 0                      | 0                     | 0                      | 693                  | 0.00%               |
|                                 | 265,851     | 53,768,336          | 6,690,334            | 23,216,995            | 712,366                | 61,177,870            | 1,103,237              | 146,934,989          |                     |
|                                 | 0.1809%     | 36.5933%            | 4.5533%              | 15.8009%              | 0.4848%                | 41.6360%              | 0.7508%                |                      |                     |

*Value (NZ\$) of Live/Chilled/Frozen Finfish for December 2012*

| <i>Species Name</i>          | <i>Live</i> | <i>Frozen Whole</i> | <i>Chilled Whole</i> | <i>Frozen Fillets</i> | <i>Chilled Fillets</i> | <i>Frozen H&amp;G</i> | <i>Chilled H&amp;G</i> | <i>Species Total</i> | <i>% of Finfish</i> |
|------------------------------|-------------|---------------------|----------------------|-----------------------|------------------------|-----------------------|------------------------|----------------------|---------------------|
| Alaska Pollack               | 0           | 0                   | 0                    | 0                     | 0                      | 0                     | 0                      | \$0                  | 0.00%               |
| Alfonsino                    | 0           | 73,332              | 0                    | 0                     | 0                      | 0                     | 0                      | \$73,332             | 0.17%               |
| Antarctic Toothfish          | 0           | 0                   | 0                    | 0                     | 0                      | 0                     | 0                      | \$0                  | 0.00%               |
| Barracouta                   | 0           | 13,734              | 0                    | 484,273               | 0                      | 660,778               | 0                      | \$1,158,785          | 2.72%               |
| Blue Whittings excl Southern | 0           | 0                   | 0                    | 0                     | 0                      | 254,971               | 0                      | \$254,971            | 0.60%               |
| Bluenose                     | 0           | 0                   | 397,803              | 0                     | 14,388                 | 0                     | 591,696                | \$1,003,887          | 2.36%               |
| Cardinal Fish                | 0           | 0                   | 0                    | 0                     | 152                    | 15,394                | 0                      | \$15,546             | 0.04%               |
| Carp                         | 0           | 0                   | 0                    | 0                     | 2,011                  | 0                     | 0                      | \$2,011              | 0.00%               |
| Catfish                      | 0           | 0                   | 0                    | 8,393                 | 0                      | 0                     | 621                    | \$9,014              | 0.02%               |
| Coalfish                     | 0           | 0                   | 0                    | 0                     | 0                      | 0                     | 0                      | \$0                  | 0.00%               |
| Cobia                        | 0           | 0                   | 0                    | 0                     | 0                      | 0                     | 338                    | \$338                | 0.00%               |
| Cod                          | 0           | 0                   | 465                  | 118,360               | 0                      | 0                     | 0                      | \$118,825            | 0.28%               |
| Cod, Blue                    | 0           | 0                   | 0                    | 34,679                | 14,170                 | 0                     | 0                      | \$48,849             | 0.11%               |
| Cod, Red                     | 0           | 17,405              | 0                    | 9,171                 | 7,175                  | 52,470                | 0                      | \$86,221             | 0.20%               |
| Eels                         | 302,353     | 60,880              | 782                  | 0                     | 0                      | 133,071               | 0                      | \$497,086            | 1.17%               |
| Elephant Fish                | 0           | 0                   | 0                    | 0                     | 0                      | 0                     | 0                      | \$0                  | 0.00%               |
| Fillets dried                | 0           | 0                   | 0                    | 0                     | 0                      | 0                     | 0                      | \$0                  | 0.00%               |
| Fish heads, tails and maws   | 0           | 0                   | 0                    | 0                     | 0                      | 0                     | 0                      | \$0                  | 0.00%               |
| Flounder                     | 0           | 95,671              | 164,005              | 0                     | 2,417                  | 0                     | 0                      | \$262,093            | 0.62%               |
| Ghostshark                   | 0           | 3,588               | 0                    | 399,207               | 0                      | 0                     | 0                      | \$402,795            | 0.95%               |
| Groper                       | 0           | 0                   | 87,934               | 0                     | 19,692                 | 0                     | 122,579                | \$230,205            | 0.54%               |
| Gurnard                      | 0           | 3,588               | 10,792               | 0                     | 93,145                 | 0                     | 0                      | \$107,525            | 0.25%               |
| Haddock                      | 0           | 0                   | 0                    | 0                     | 0                      | 0                     | 0                      | \$0                  | 0.00%               |
| Hake                         | 0           | 0                   | 0                    | 335,799               | 0                      | 401,954               | 0                      | \$737,753            | 1.73%               |
| Halibut                      | 0           | 0                   | 0                    | 0                     | 0                      | 0                     | 0                      | \$0                  | 0.00%               |
| Herrings                     | 0           | 0                   | 0                    | 0                     | 0                      | 0                     | 0                      | \$0                  | 0.00%               |
| Hoki                         | 0           | 8,874               | 0                    | 6,621,605             | 13,871                 | 3,712,238             | 0                      | \$10,356,588         | 24.34%              |
| John Dory                    | 0           | 0                   | 408,895              | 12,831                | 56,333                 | 0                     | 1,337                  | \$479,396            | 1.13%               |
| Kahawai                      | 0           | 285,258             | 0                    | 0                     | 0                      | 0                     | 0                      | \$285,258            | 0.67%               |
| Kingfish, Yellowtail         | 0           | 0                   | 51,372               | 0                     | 0                      | 0                     | 1,707                  | \$53,079             | 0.12%               |
| Leatherjacket                | 0           | 0                   | 0                    | 0                     | 0                      | 0                     | 0                      | \$0                  | 0.00%               |
| Ling                         | 0           | 128,830             | 0                    | 3,402,735             | 202,657                | 659,212               | 0                      | \$4,393,434          | 10.32%              |
| Livers and Roe               | 0           | 163,970             | 23,403               | 0                     | 0                      | 0                     | 0                      | \$187,373            | 0.44%               |
| Mackerel                     | 0           | 0                   | 0                    | 0                     | 0                      | 0                     | 528                    | \$528                | 0.00%               |
| Mackerel, Blue               | 0           | 2,472,852           | 0                    | 0                     | 0                      | 0                     | 0                      | \$2,472,852          | 5.81%               |
| Mackerel, Horse              | 0           | 0                   | 0                    | 0                     | 0                      | 0                     | 0                      | \$0                  | 0.00%               |
| Mackerel, Jack               | 0           | 2,061,512           | 0                    | 0                     | 0                      | 281,774               | 0                      | \$2,343,286          | 5.51%               |
| Mackerel, Other(exl Jack)    | 0           | 0                   | 0                    | 0                     | 0                      | 0                     | 0                      | \$0                  | 0.00%               |
| Moki                         | 0           | 0                   | 0                    | 0                     | 903                    | 0                     | 0                      | \$903                | 0.00%               |
| Monkfish (Stargazer)         | 0           | 0                   | 0                    | 12,251                | 116,883                | 70,178                | 0                      | \$199,312            | 0.47%               |
| Mullet                       | 0           | 0                   | 0                    | 0                     | 0                      | 75                    | 0                      | \$75                 | 0.00%               |
| Nile Perch                   | 0           | 0                   | 0                    | 0                     | 0                      | 0                     | 0                      | \$0                  | 0.00%               |
| Orange Roughy                | 0           | 374,836             | 0                    | 2,176,368             | 23,455                 | 0                     | 0                      | \$2,574,659          | 6.05%               |
| Oreo Dory, Black             | 0           | 0                   | 0                    | 0                     | 0                      | 58,779                | 0                      | \$58,779             | 0.14%               |
| Oreo Dory, Other             | 0           | 61,114              | 0                    | 0                     | 0                      | 1,259,318             | 0                      | \$1,320,432          | 3.10%               |
| Oreo Dory, Smooth            | 0           | 0                   | 0                    | 610,285               | 4,295                  | 0                     | 0                      | \$614,580            | 1.44%               |
| Ornamental Fish              | 0           | 0                   | 0                    | 0                     | 0                      | 0                     | 0                      | \$0                  | 0.00%               |
| Ornamental Fish, Freshwater  | 0           | 0                   | 0                    | 0                     | 0                      | 0                     | 0                      | \$0                  | 0.00%               |
| Ornamental Fish, Marine      | 0           | 0                   | 0                    | 0                     | 0                      | 0                     | 0                      | \$0                  | 0.00%               |
| Other Flatfish               | 0           | 82,005              | 28,613               | 0                     | 106                    | 0                     | 1,225                  | \$111,949            | 0.26%               |
| Other minced                 | 0           | 0                   | 0                    | 0                     | 0                      | 0                     | 0                      | \$0                  | 0.00%               |
| Other smoked freshwater fish | 0           | 0                   | 0                    | 0                     | 0                      | 0                     | 0                      | \$0                  | 0.00%               |
| Patagonian Toothfish         | 0           | 0                   | 0                    | 0                     | 0                      | 0                     | 0                      | \$0                  | 0.00%               |
| Pilchards                    | 0           | 0                   | 0                    | 0                     | 0                      | 0                     | 0                      | \$0                  | 0.00%               |
| Plaice                       | 0           | 0                   | 0                    | 0                     | 0                      | 0                     | 0                      | \$0                  | 0.00%               |
| Rays & Skates                | 0           | 17,727              | 4,093                | 28,271                | 0                      | 0                     | 0                      | \$50,091             | 0.12%               |
| Salmon                       | 0           | 0                   | 0                    | 659,930               | 89,937                 | 0                     | 0                      | \$749,867            | 1.76%               |
| Salmon, Atlantic             | 0           | 0                   | 0                    | 0                     | 0                      | 0                     | 0                      | \$0                  | 0.00%               |
| Salmon, Other                | 0           | 0                   | 0                    | 0                     | 0                      | 0                     | 0                      | \$0                  | 0.00%               |
| Salmon, Pacific              | 0           | 3,149               | 2,319,282            | 0                     | 0                      | 1,026,880             | 62,156                 | \$3,411,467          | 8.02%               |
| Salmon, Sockeye              | 0           | 0                   | 0                    | 0                     | 0                      | 374,644               | 0                      | \$374,644            | 0.88%               |
| Salmonidae                   | 0           | 0                   | 0                    | 0                     | 0                      | 0                     | 0                      | \$0                  | 0.00%               |
| School shark                 | 0           | 0                   | 0                    | 582,756               | 0                      | 0                     | 0                      | \$582,756            | 1.37%               |
| Sea Bass                     | 0           | 0                   | 0                    | 0                     | 0                      | 0                     | 7,324                  | \$7,324              | 0.02%               |
| Sea Bream, Other             | 0           | 0                   | 0                    | 0                     | 0                      | 0                     | 0                      | \$0                  | 0.00%               |
| Sea Perch                    | 0           | 43,941              | 0                    | 0                     | 0                      | 0                     | 0                      | \$43,941             | 0.10%               |
| Shark Fins                   | 0           | 0                   | 0                    | 0                     | 0                      | 0                     | 0                      | \$0                  | 0.00%               |
| Snapper                      | 0           | 455,407             | 3,215,596            | 0                     | 43,734                 | 0                     | 1,663                  | \$3,716,400          | 8.73%               |
| Sole                         | 0           | 0                   | 2,580                | 0                     | 0                      | 0                     | 0                      | \$2,580              | 0.01%               |
| Sole, Lemon                  | 0           | 21,887              | 139                  | 0                     | 3,235                  | 0                     | 1,258                  | \$26,519             | 0.06%               |
| Sole, New Zealand            | 0           | 18,264              | 7,952                | 0                     | 1,962                  | 0                     | 0                      | \$28,178             | 0.07%               |
| Southern Blue Whiting        | 0           | 38,769              | 0                    | 15,021                | 0                      | 785,983               | 0                      | \$839,773            | 1.97%               |
| Spotted Dogfish ( Rig )      | 0           | 0                   | 0                    | 774,209               | 6,357                  | 0                     | 0                      | \$780,566            | 1.83%               |

| <i>Species Name</i>            | <i>Live</i> | <i>Frozen Whole</i> | <i>Chilled Whole</i> | <i>Frozen Fillets</i> | <i>Chilled Fillets</i> | <i>Frozen H&amp;G</i> | <i>Chilled H&amp;G</i> | <i>Species Total</i> | <i>% of Finfish</i> |
|--------------------------------|-------------|---------------------|----------------------|-----------------------|------------------------|-----------------------|------------------------|----------------------|---------------------|
| Sprats                         | 0           | 0                   | 0                    | 0                     | 0                      | 0                     | 0                      | \$0                  | 0.00%               |
| Swordfish                      | 0           | 0                   | 0                    | 0                     | 0                      | 0                     | 93,048                 | \$93,048             | 0.22%               |
| Tilapias                       | 0           | 0                   | 0                    | 0                     | 6,545                  | 0                     | 0                      | \$6,545              | 0.02%               |
| Toothfish, Other               | 0           | 0                   | 0                    | 0                     | 0                      | 0                     | 0                      | \$0                  | 0.00%               |
| Trevally                       | 0           | 465,617             | 33,169               | 0                     | 0                      | 0                     | 1,311                  | \$500,097            | 1.18%               |
| Trout                          | 0           | 0                   | 0                    | 0                     | 0                      | 0                     | 0                      | \$0                  | 0.00%               |
| Tuna, Albacore/Longfinned      | 0           | 0                   | 0                    | 0                     | 0                      | 0                     | 0                      | \$0                  | 0.00%               |
| Tuna, Atlantic and Pacific Blu | 0           | 0                   | 0                    | 0                     | 0                      | 0                     | 0                      | \$0                  | 0.00%               |
| Tuna, Atlantic Bluefin         | 0           | 0                   | 866                  | 0                     | 0                      | 0                     | 0                      | \$866                | 0.00%               |
| Tuna, Bigeye                   | 0           | 0                   | 233,815              | 0                     | 0                      | 0                     | 0                      | \$233,815            | 0.55%               |
| Tuna, Bluefin                  | 0           | 0                   | 0                    | 0                     | 0                      | 0                     | 0                      | \$0                  | 0.00%               |
| Tuna, Other                    | 0           | 0                   | 0                    | 0                     | 0                      | 0                     | 36,258                 | \$36,258             | 0.09%               |
| Tuna, Pacific Bluefin          | 0           | 0                   | 0                    | 0                     | 0                      | 0                     | 0                      | \$0                  | 0.00%               |
| Tuna, Skipjack                 | 0           | 0                   | 0                    | 0                     | 0                      | 0                     | 0                      | \$0                  | 0.00%               |
| Tuna, Southern Bluefin         | 0           | 0                   | 11,846               | 0                     | 0                      | 0                     | 0                      | \$11,846             | 0.03%               |
| Tuna, Yellowfin                | 0           | 0                   | 0                    | 0                     | 0                      | 0                     | 0                      | \$0                  | 0.00%               |
| Tunas & Atlantic Bonito        | 0           | 0                   | 0                    | 0                     | 0                      | 0                     | 0                      | \$0                  | 0.00%               |
| Turbots                        | 0           | 0                   | 0                    | 0                     | 0                      | 0                     | 0                      | \$0                  | 0.00%               |
| Warehou, Blue                  | 0           | 0                   | 0                    | 0                     | 17,656                 | 0                     | 0                      | \$17,656             | 0.04%               |
| Warehou, Other                 | 0           | 0                   | 0                    | 0                     | 0                      | 474,419               | 0                      | \$474,419            | 1.11%               |
| Warehou, Silver                | 0           | 33,973              | 0                    | 0                     | 0                      | 72,877                | 0                      | \$106,850            | 0.25%               |
| Warehou, White                 | 0           | 0                   | 0                    | 0                     | 0                      | 0                     | 0                      | \$0                  | 0.00%               |
| Whitebait                      | 0           | 0                   | 0                    | 0                     | 0                      | 0                     | 0                      | \$0                  | 0.00%               |
|                                | \$302,353   | \$7,006,183         | \$7,003,402          | \$16,286,144          | \$741,079              | \$10,295,015          | \$923,049              | \$42,557,225         |                     |
|                                | 0.7105%     | 16.4630%            | 16.4564%             | 38.2688%              | 1.7414%                | 24.1910%              | 2.1690%                |                      |                     |

*Value (NZ\$) of Live/Chilled/Frozen Finfish for year to December 2012*

| <i>Species Name</i>          | <i>Live</i> | <i>Frozen Whole</i> | <i>Chilled Whole</i> | <i>Frozen Fillets</i> | <i>Chilled Fillets</i> | <i>Frozen H&amp;G</i> | <i>Chilled H&amp;G</i> | <i>Species Total</i> | <i>% of Finfish</i> |
|------------------------------|-------------|---------------------|----------------------|-----------------------|------------------------|-----------------------|------------------------|----------------------|---------------------|
| Alaska Pollack               | 0           | 0                   | 0                    | 0                     | 0                      | 0                     | 0                      | \$0                  | 0.00%               |
| Alfonsino                    | 0           | 562,350             | 0                    | 0                     | 0                      | 4,268,996             | 0                      | \$4,831,346          | 0.85%               |
| Antarctic Toothfish          | 0           | 0                   | 0                    | 3,119,047             | 0                      | 5,731,102             | 0                      | \$8,850,149          | 1.55%               |
| Barracouta                   | 0           | 2,836,979           | 0                    | 6,089,802             | 0                      | 20,070,795            | 0                      | \$28,997,576         | 5.08%               |
| Blue Whittings excl Southern | 0           | 0                   | 0                    | 0                     | 0                      | 602,314               | 0                      | \$602,314            | 0.11%               |
| Bluenose                     | 0           | 0                   | 2,748,352            | 4,587                 | 39,548                 | 242,901               | 4,645,741              | \$7,681,129          | 1.35%               |
| Cardinal Fish                | 0           | 0                   | 0                    | 651,790               | 484                    | 245,072               | 0                      | \$897,346            | 0.16%               |
| Carp                         | 0           | 0                   | 0                    | 0                     | 71,227                 | 0                     | 0                      | \$71,227             | 0.01%               |
| Catfish                      | 0           | 0                   | 0                    | 33,735                | 0                      | 2,454                 | 16,608                 | \$52,797             | 0.01%               |
| Coalfish                     | 0           | 0                   | 0                    | 0                     | 0                      | 0                     | 0                      | \$0                  | 0.00%               |
| Cobia                        | 0           | 0                   | 6,855                | 0                     | 0                      | 0                     | 99,103                 | \$105,958            | 0.02%               |
| Cod                          | 0           | 70                  | 3,646                | 307,661               | 0                      | 10,356                | 82,128                 | \$403,861            | 0.07%               |
| Cod, Blue                    | 0           | 1,510               | 0                    | 574,993               | 135,664                | 963                   | 0                      | \$713,130            | 0.13%               |
| Cod, Red                     | 0           | 32,462              | 0                    | 640,412               | 155,051                | 5,172,122             | 0                      | \$6,000,047          | 1.05%               |
| Eels                         | 3,776,574   | 1,654,539           | 21,630               | 0                     | 0                      | 1,000,145             | 7,170                  | \$6,460,058          | 1.13%               |
| Elephant Fish                | 0           | 0                   | 0                    | 185,953               | 8,310                  | 0                     | 0                      | \$194,263            | 0.03%               |
| Fillets dried                | 0           | 0                   | 0                    | 0                     | 0                      | 0                     | 0                      | \$0                  | 0.00%               |
| Fish heads, tails and maws   | 0           | 0                   | 0                    | 0                     | 0                      | 0                     | 0                      | \$0                  | 0.00%               |
| Flounder                     | 0           | 2,030,096           | 2,876,864            | 78,265                | 47,029                 | 475                   | 35,830                 | \$5,068,559          | 0.89%               |
| Ghostshark                   | 0           | 25,142              | 0                    | 3,150,843             | 0                      | 479,710               | 0                      | \$3,655,695          | 0.64%               |
| Groper                       | 0           | 490                 | 873,082              | 2,417                 | 66,873                 | 4,225                 | 1,624,090              | \$2,571,177          | 0.45%               |
| Gurnard                      | 0           | 34,545              | 228,648              | 28,348                | 1,118,507              | 0                     | 179                    | \$1,410,227          | 0.25%               |
| Haddock                      | 0           | 0                   | 0                    | 0                     | 0                      | 0                     | 0                      | \$0                  | 0.00%               |
| Hake                         | 0           | 265,037             | 0                    | 2,135,954             | 0                      | 7,154,999             | 27,186                 | \$9,583,176          | 1.68%               |
| Halibut                      | 0           | 0                   | 0                    | 0                     | 0                      | 0                     | 0                      | \$0                  | 0.00%               |
| Herrings                     | 0           | 0                   | 0                    | 848                   | 0                      | 0                     | 0                      | \$848                | 0.00%               |
| Hoki                         | 0           | 156,981             | 0                    | 70,280,793            | 451,123                | 65,131,731            | 0                      | \$136,020,628        | 23.85%              |
| John Dory                    | 0           | 0                   | 3,816,644            | 84,095                | 630,189                | 5,428                 | 173,925                | \$4,710,281          | 0.83%               |
| Kahawai                      | 0           | 1,705,029           | 0                    | 0                     | 0                      | 0                     | 0                      | \$1,705,029          | 0.30%               |
| Kingfish, Yellowtail         | 0           | 31,645              | 335,280              | 0                     | 2,914                  | 0                     | 27,860                 | \$397,699            | 0.07%               |
| Leatherjacket                | 0           | 796,464             | 0                    | 0                     | 0                      | 172,085               | 54                     | \$968,603            | 0.17%               |
| Ling                         | 0           | 352,731             | 0                    | 28,259,724            | 2,225,276              | 8,423,966             | 0                      | \$39,261,697         | 6.88%               |
| Livers and Roe               | 0           | 7,784,190           | 100,321              | 0                     | 0                      | 0                     | 0                      | \$7,884,511          | 1.38%               |
| Mackerel                     | 0           | 0                   | 5,628                | 0                     | 0                      | 0                     | 4,087                  | \$9,715              | 0.00%               |
| Mackerel, Blue               | 0           | 12,842,720          | 0                    | 0                     | 0                      | 223,107               | 0                      | \$13,065,827         | 2.29%               |
| Mackerel, Horse              | 0           | 49,429              | 0                    | 0                     | 0                      | 0                     | 0                      | \$49,429             | 0.01%               |
| Mackerel, Jack               | 0           | 28,128,530          | 0                    | 129,714               | 0                      | 13,339,676            | 367                    | \$41,598,287         | 7.29%               |
| Mackerel, Other(exl Jack)    | 0           | 0                   | 0                    | 0                     | 0                      | 0                     | 0                      | \$0                  | 0.00%               |
| Moki                         | 0           | 0                   | 0                    | 0                     | 56,464                 | 0                     | 0                      | \$56,464             | 0.01%               |
| Monkfish (Stargazer)         | 0           | 11,261              | 0                    | 1,521,355             | 1,741,724              | 423,633               | 4,401                  | \$3,702,374          | 0.65%               |
| Mullet                       | 0           | 0                   | 34,075               | 0                     | 0                      | 75                    | 34                     | \$34,184             | 0.01%               |
| Nile Perch                   | 0           | 0                   | 0                    | 0                     | 0                      | 0                     | 0                      | \$0                  | 0.00%               |
| Orange Roughy                | 0           | 1,380,273           | 0                    | 25,082,679            | 918,332                | 18,196                | 0                      | \$27,399,480         | 4.80%               |
| Oreo Dory, Black             | 0           | 201,633             | 0                    | 414,002               | 0                      | 1,762,136             | 0                      | \$2,377,771          | 0.42%               |
| Oreo Dory, Other             | 0           | 220,056             | 0                    | 0                     | 0                      | 5,285,184             | 0                      | \$5,505,240          | 0.97%               |
| Oreo Dory, Smooth            | 0           | 0                   | 0                    | 7,401,120             | 293,766                | 0                     | 0                      | \$7,694,886          | 1.35%               |
| Ornamental Fish              | 0           | 0                   | 0                    | 0                     | 0                      | 0                     | 0                      | \$0                  | 0.00%               |
| Ornamental Fish, Freshwater  | 0           | 0                   | 0                    | 0                     | 0                      | 0                     | 0                      | \$0                  | 0.00%               |
| Ornamental Fish, Marine      | 0           | 0                   | 0                    | 0                     | 0                      | 0                     | 0                      | \$0                  | 0.00%               |
| Other Flatfish               | 0           | 605,576             | 381,556              | 11,344                | 109,266                | 0                     | 62,013                 | \$1,169,755          | 0.21%               |
| Other minced                 | 0           | 0                   | 0                    | 0                     | 0                      | 0                     | 0                      | \$0                  | 0.00%               |
| Other smoked freshwater fish | 0           | 0                   | 0                    | 0                     | 0                      | 0                     | 0                      | \$0                  | 0.00%               |
| Patagonian Toothfish         | 0           | 0                   | 0                    | 926,705               | 0                      | 6,887                 | 0                      | \$933,592            | 0.16%               |
| Pilchards                    | 0           | 0                   | 0                    | 0                     | 0                      | 0                     | 0                      | \$0                  | 0.00%               |
| Plaice                       | 0           | 0                   | 0                    | 0                     | 0                      | 0                     | 0                      | \$0                  | 0.00%               |
| Rays & Skates                | 0           | 168,663             | 743,075              | 423,206               | 0                      | 0                     | 0                      | \$1,334,944          | 0.23%               |
| Salmon                       | 0           | 0                   | 0                    | 5,095,792             | 1,102,342              | 0                     | 0                      | \$6,198,134          | 1.09%               |
| Salmon, Atlantic             | 0           | 0                   | 0                    | 0                     | 0                      | 0                     | 6,432                  | \$6,432              | 0.00%               |
| Salmon, Other                | 0           | 0                   | 0                    | 0                     | 0                      | 0                     | 0                      | \$0                  | 0.00%               |
| Salmon, Pacific              | 0           | 92,630              | 22,003,376           | 0                     | 0                      | 9,781,168             | 675,914                | \$32,553,088         | 5.71%               |
| Salmon, Sockeye              | 0           | 0                   | 0                    | 0                     | 0                      | 3,433,108             | 0                      | \$3,433,108          | 0.60%               |
| Salmonidae                   | 0           | 0                   | 0                    | 0                     | 0                      | 0                     | 0                      | \$0                  | 0.00%               |
| School shark                 | 0           | 10,049              | 0                    | 4,933,348             | 0                      | 1,766                 | 0                      | \$4,945,163          | 0.87%               |
| Sea Bass                     | 0           | 0                   | 1,984                | 0                     | 0                      | 0                     | 57,274                 | \$59,258             | 0.01%               |
| Sea Bream, Other             | 0           | 0                   | 97                   | 0                     | 0                      | 0                     | 0                      | \$97                 | 0.00%               |
| Sea Perch                    | 0           | 928,517             | 0                    | 0                     | 0                      | 186,812               | 0                      | \$1,115,329          | 0.20%               |
| Shark Fins                   | 0           | 0                   | 0                    | 0                     | 0                      | 0                     | 0                      | \$0                  | 0.00%               |
| Snapper                      | 0           | 3,972,963           | 31,922,971           | 3,376                 | 480,847                | 1,268                 | 49,030                 | \$36,430,455         | 6.39%               |
| Sole                         | 0           | 51,922              | 20,629               | 0                     | 0                      | 12,121                | 1,899                  | \$86,571             | 0.02%               |
| Sole, Lemon                  | 0           | 1,006,382           | 2,580                | 9,454                 | 20,163                 | 716                   | 11,173                 | \$1,050,468          | 0.18%               |
| Sole, New Zealand            | 0           | 910,398             | 44,930               | 0                     | 38,330                 | 5,929                 | 0                      | \$999,587            | 0.18%               |
| Southern Blue Whiting        | 0           | 973,586             | 0                    | 503,754               | 0                      | 7,224,722             | 0                      | \$8,702,062          | 1.53%               |
| Spotted Dogfish ( Rig )      | 0           | 0                   | 0                    | 4,371,980             | 61,833                 | 0                     | 0                      | \$4,433,813          | 0.78%               |

| <i>Species Name</i>            | <i>Live</i> | <i>Frozen Whole</i> | <i>Chilled Whole</i> | <i>Frozen Fillets</i> | <i>Chilled Fillets</i> | <i>Frozen H&amp;G</i> | <i>Chilled H&amp;G</i> | <i>Species Total</i> | <i>% of Finfish</i> |
|--------------------------------|-------------|---------------------|----------------------|-----------------------|------------------------|-----------------------|------------------------|----------------------|---------------------|
| Sprats                         | 0           | 0                   | 0                    | 0                     | 0                      | 0                     | 0                      | \$0                  | 0.00%               |
| Swordfish                      | 0           | 2,053               | 340,845              | 4,526                 | 9,025                  | 0                     | 3,900,145              | \$4,256,594          | 0.75%               |
| Tilapias                       | 0           | 0                   | 0                    | 0                     | 154,452                | 148                   | 0                      | \$154,600            | 0.03%               |
| Toothfish, Other               | 0           | 0                   | 0                    | 0                     | 0                      | 0                     | 0                      | \$0                  | 0.00%               |
| Trevally                       | 0           | 3,704,334           | 316,325              | 19,102                | 46,100                 | 37,445                | 20,070                 | \$4,143,376          | 0.73%               |
| Trout                          | 0           | 0                   | 0                    | 0                     | 0                      | 0                     | 0                      | \$0                  | 0.00%               |
| Tuna, Albacore/Longfinned      | 0           | 13,899,316          | 281                  | 0                     | 0                      | 270,108               | 0                      | \$14,169,705         | 2.48%               |
| Tuna, Atlantic and Pacific Blu | 0           | 0                   | 0                    | 0                     | 0                      | 0                     | 0                      | \$0                  | 0.00%               |
| Tuna, Atlantic Bluefin         | 0           | 0                   | 2,973,139            | 0                     | 0                      | 0                     | 0                      | \$2,973,139          | 0.52%               |
| Tuna, Bigeye                   | 0           | 186,014             | 3,773,128            | 0                     | 0                      | 0                     | 180,524                | \$4,139,666          | 0.73%               |
| Tuna, Bluefin                  | 0           | 0                   | 0                    | 0                     | 0                      | 0                     | 0                      | \$0                  | 0.00%               |
| Tuna, Other                    | 0           | 4,823,736           | 0                    | 0                     | 0                      | 180,749               | 1,620,524              | \$6,625,009          | 1.16%               |
| Tuna, Pacific Bluefin          | 0           | 0                   | 72,826               | 0                     | 0                      | 0                     | 117,147                | \$189,973            | 0.03%               |
| Tuna, Skipjack                 | 0           | 23,249,412          | 0                    | 0                     | 0                      | 0                     | 0                      | \$23,249,412         | 4.08%               |
| Tuna, Southern Bluefin         | 0           | 0                   | 7,861,892            | 0                     | 0                      | 0                     | 0                      | \$7,861,892          | 1.38%               |
| Tuna, Yellowfin                | 0           | 1,649,304           | 7,804                | 0                     | 0                      | 0                     | 0                      | \$1,657,108          | 0.29%               |
| Tunas & Atlantic Bonito        | 0           | 0                   | 0                    | 0                     | 0                      | 0                     | 0                      | \$0                  | 0.00%               |
| Turbots                        | 0           | 10,429              | 4,209                | 0                     | 0                      | 0                     | 0                      | \$14,638             | 0.00%               |
| Warehou, Blue                  | 0           | 242,306             | 0                    | 26,973                | 162,476                | 307,106               | 0                      | \$738,861            | 0.13%               |
| Warehou, Other                 | 0           | 1,976,994           | 0                    | 0                     | 0                      | 4,765,235             | 0                      | \$6,742,229          | 1.18%               |
| Warehou, Silver                | 0           | 781,322             | 0                    | 0                     | 0                      | 8,475,456             | 0                      | \$9,256,778          | 1.62%               |
| Warehou, White                 | 0           | 0                   | 0                    | 0                     | 0                      | 0                     | 0                      | \$0                  | 0.00%               |
| Whitebait                      | 0           | 53,281              | 7,079                | 0                     | 0                      | 0                     | 0                      | \$60,360             | 0.01%               |
|                                | \$3,776,574 | \$120,403,349       | \$81,529,751         | \$166,507,697         | \$10,147,315           | \$174,462,590         | \$13,450,908           | \$570,278,184        |                     |
|                                | 0.6622%     | 21.1131%            | 14.2965%             | 29.1976%              | 1.7794%                | 30.5925%              | 2.3587%                |                      |                     |

---

## ***Export of Seafood Products by Selected Countries***

*Prepared by the Information Centre, NZ Seafood Industry Council (SeaFIC), from official export figures collected by NZ Customs and supplied by Statistics New Zealand.*

---

| <i><b>NETT</b></i>                     | <i><b>Jan 2012 -- Dec 2012</b></i> |                                     |                              | <i><b>Month-to-Date: December - 2012</b></i> |                                     |                              |
|--|------------------------------------|-------------------------------------|------------------------------|--|-------------------------------------|------------------------------|
|  | <i><b>Weight<br/>(kg)</b></i>      | <i><b>FOB* Value<br/>(\$NZ)</b></i> | <i><b>Unit<br/>Value</b></i> | <i><b>Weight<br/>(kg)</b></i>                | <i><b>FOB* Value<br/>(\$NZ)</b></i> | <i><b>Unit<br/>Value</b></i> |
| <b>Albania</b>                         |                                    |                                     |                              |  |                                     |                              |
| <b>Southern Blue Whiting</b>           |                                    |                                     |                              |  |                                     |                              |
| <i>Finfish, Frozen Whole</i>           | 23,400                             | 40,327                              | 1.72                         |  |                                     |                              |
| <b>Total for Southern Blue Whiting</b> | 23,400                             | 40,327                              |                              |  |                                     |                              |
| <b>Total for Albania</b>               | 23,400                             | 40,327                              |                              |  |                                     |                              |

---



| <b>NETT</b>                               | <i>Jan 2012 -- Dec 2012</i> |                              |                       | <i>Month-to-Date: December - 2012</i> |                              |                       |
|---|-----------------------------|------------------------------|-----------------------|---------------------------------------|------------------------------|-----------------------|
|   | <i>Weight<br/>(kg)</i>      | <i>FOB* Value<br/>(\$NZ)</i> | <i>Unit<br/>Value</i> | <i>Weight<br/>(kg)</i>                | <i>FOB* Value<br/>(\$NZ)</i> | <i>Unit<br/>Value</i> |
| <b>American Samoa</b>                     |                             |                              |                       |                                       |                              |                       |
| <b>Flounder</b>                           |                             |                              |                       |                                       |                              |                       |
| <i>Finfish, Frozen Whole</i>              | 1,450                       | 8,729                        | 6.02                  |                                       |                              |                       |
| <b>Total for Flounder</b>                 | <b>1,450</b>                | <b>8,729</b>                 |                       |                                       |                              |                       |
| <b>Mussels</b>                            |                             |                              |                       |                                       |                              |                       |
| <i>Mussels, HS Frozen</i>                 | 7,800                       | 53,939                       | 6.92                  |                                       |                              |                       |
| <i>Mussels, Meat Frozen</i>               | 6,652                       | 50,909                       | 7.65                  | 700                                   | 5,582                        | 7.97                  |
| <i>Mussels, Whole Frozen</i>              | 540                         | 1,889                        | 3.50                  |                                       |                              |                       |
| <b>Total for Mussels</b>                  | <b>14,992</b>               | <b>106,737</b>               |                       | <b>700</b>                            | <b>5,582</b>                 |                       |
| <b>Oysters, Pacific</b>                   |                             |                              |                       |                                       |                              |                       |
| <i>Oysters, Frozen</i>                    | 781                         | 10,094                       | 12.92                 |                                       |                              |                       |
| <b>Total for Oysters, Pacific</b>         | <b>781</b>                  | <b>10,094</b>                |                       |                                       |                              |                       |
| <b>Shrimps &amp; Prawns other</b>         |                             |                              |                       |                                       |                              |                       |
| <i>Other Crustacea, Frozen</i>            | 400                         | 9,584                        | 23.96                 |                                       |                              |                       |
| <b>Total for Shrimps &amp; Prawns oth</b> | <b>400</b>                  | <b>9,584</b>                 |                       |                                       |                              |                       |
| <b>Snapper</b>                            |                             |                              |                       |                                       |                              |                       |
| <i>Finfish, Frozen Headed and Guttled</i> | 200                         | 1,268                        | 6.34                  |                                       |                              |                       |
| <i>Finfish, Frozen Whole</i>              | 600                         | 3,989                        | 6.65                  |                                       |                              |                       |
| <b>Total for Snapper</b>                  | <b>800</b>                  | <b>5,257</b>                 |                       |                                       |                              |                       |
| <b>Sole, Lemon</b>                        |                             |                              |                       |                                       |                              |                       |
| <i>Finfish, Frozen Whole</i>              | 1,000                       | 6,369                        | 6.37                  |                                       |                              |                       |
| <b>Total for Sole, Lemon</b>              | <b>1,000</b>                | <b>6,369</b>                 |                       |                                       |                              |                       |
| <b>Sole, New Zealand</b>                  |                             |                              |                       |                                       |                              |                       |
| <i>Finfish, Frozen Headed and Guttled</i> | 500                         | 3,505                        | 7.01                  |                                       |                              |                       |
| <b>Total for Sole, New Zealand</b>        | <b>500</b>                  | <b>3,505</b>                 |                       |                                       |                              |                       |
| <b>Squid</b>                              |                             |                              |                       |                                       |                              |                       |
| <i>Squid, Frozen Tubes/Steaks</i>         | 1,000                       | 5,165                        | 5.17                  |                                       |                              |                       |
| <i>Squid, Frozen Whole</i>                | 946                         | 4,618                        | 4.88                  |                                       |                              |                       |
| <b>Total for Squid</b>                    | <b>1,946</b>                | <b>9,783</b>                 |                       |                                       |                              |                       |
| <b>Trevally</b>                           |                             |                              |                       |                                       |                              |                       |
| <i>Finfish, Frozen Headed and Guttled</i> | 200                         | 707                          | 3.54                  |                                       |                              |                       |
| <b>Total for Trevally</b>                 | <b>200</b>                  | <b>707</b>                   |                       |                                       |                              |                       |
| <b>Tuna, Albacore/Longfinned</b>          |                             |                              |                       |                                       |                              |                       |
| <i>Finfish, Frozen Whole</i>              | 46,937                      | 189,146                      | 4.03                  |                                       |                              |                       |
| <b>Total for Tuna, Albacore/Longfi</b>    | <b>46,937</b>               | <b>189,146</b>               |                       |                                       |                              |                       |
| <b>Total for American Samoa</b>           | <b>69,006</b>               | <b>349,911</b>               |                       | <b>700</b>                            | <b>5,582</b>                 |                       |

| <i>NETT</i>                     | <i>Jan 2012 -- Dec 2012</i> |                              |                       | <i>Month-to-Date: December - 2012</i> |                              |                       |
|---------------------------------|-----------------------------|------------------------------|-----------------------|---------------------------------------|------------------------------|-----------------------|
|                                 | <i>Weight<br/>(kg)</i>      | <i>FOB* Value<br/>(\$NZ)</i> | <i>Unit<br/>Value</i> | <i>Weight<br/>(kg)</i>                | <i>FOB* Value<br/>(\$NZ)</i> | <i>Unit<br/>Value</i> |
| <b>Angola</b>                   |                             |                              |                       |                                       |                              |                       |
| <b>Mackerel, Jack</b>           |                             |                              |                       |                                       |                              |                       |
| <i>Finfish, Frozen Whole</i>    | 3,098,300                   | 4,851,009                    | 1.57                  | 324,000                               | 487,613                      | 1.50                  |
| <b>Total for Mackerel, Jack</b> | <b>3,098,300</b>            | <b>4,851,009</b>             |                       | <b>324,000</b>                        | <b>487,613</b>               |                       |
| <b>Total for Angola</b>         | <b>3,098,300</b>            | <b>4,851,009</b>             |                       | <b>324,000</b>                        | <b>487,613</b>               |                       |

| <i>NETT</i>                      | <i>Jan 2012 -- Dec 2012</i> |                              |                       | <i>Month-to-Date: December - 2012</i> |                              |                       |
|----------------------------------|-----------------------------|------------------------------|-----------------------|---------------------------------------|------------------------------|-----------------------|
|                                  | <i>Weight<br/>(kg)</i>      | <i>FOB* Value<br/>(\$NZ)</i> | <i>Unit<br/>Value</i> | <i>Weight<br/>(kg)</i>                | <i>FOB* Value<br/>(\$NZ)</i> | <i>Unit<br/>Value</i> |
| <b>Argentina</b>                 |                             |                              |                       |                                       |                              |                       |
| <b>Mussels</b>                   |                             |                              |                       |                                       |                              |                       |
| <i>Mussels, Freeze-dried pwd</i> | 500                         | 33,283                       | 66.57                 |                                       |                              |                       |
| <b>Total for Mussels</b>         | 500                         | 33,283                       |                       |                                       |                              |                       |
| <b>Total for Argentina</b>       | 500                         | 33,283                       |                       |                                       |                              |                       |

| <b>NETT</b>                                | <b>Jan 2012 -- Dec 2012</b> |                              |                       | <b>Month-to-Date: December - 2012</b> |                              |                       |
|--|-----------------------------|------------------------------|-----------------------|---------------------------------------|------------------------------|-----------------------|
|  | <b>Weight<br/>(kg)</b>      | <b>FOB* Value<br/>(\$NZ)</b> | <b>Unit<br/>Value</b> | <b>Weight<br/>(kg)</b>                | <b>FOB* Value<br/>(\$NZ)</b> | <b>Unit<br/>Value</b> |
| <b>Australia</b>                           |                             |                              |                       |                                       |                              |                       |
| <b>Alfonsino</b>                           |                             |                              |                       |                                       |                              |                       |
| <i>Finfish, Frozen Other form</i>          | 34,915                      | 34,011                       | 0.97                  |                                       |                              |                       |
| <i>Finfish, Frozen Whole</i>               | 26,280                      | 26,546                       | 1.01                  |                                       |                              |                       |
| <b>Total for Alfonsino</b>                 | <b>61,195</b>               | <b>60,557</b>                |                       |                                       |                              |                       |
| <b>Anchovies</b>                           |                             |                              |                       |                                       |                              |                       |
| <i>Finfish, Chilled Headed and Guttled</i> | 71,587                      | 622,851                      | 8.70                  | 5,136                                 | 37,703                       | 7.34                  |
| <i>Finfish, Chilled Other form</i>         | 328,172                     | 3,337,733                    | 10.17                 | 23,538                                | 213,952                      | 9.09                  |
| <i>Finfish, Chilled Whole</i>              | 4,652                       | 33,245                       | 7.15                  | 204                                   | 1,620                        | 7.94                  |
| <b>Total for Anchovies</b>                 | <b>404,411</b>              | <b>3,993,829</b>             |                       | <b>28,878</b>                         | <b>253,275</b>               |                       |
| <b>Antarctic Toothfish</b>                 |                             |                              |                       |                                       |                              |                       |
| <i>Finfish, Frozen Other form</i>          | 9,266                       | 261,744                      | 28.25                 |                                       |                              |                       |
| <b>Total for Antarctic Toothfish</b>       | <b>9,266</b>                | <b>261,744</b>               |                       |                                       |                              |                       |
| <b>Barracouta</b>                          |                             |                              |                       |                                       |                              |                       |
| <i>Finfish, Frozen Fillets</i>             | 35,600                      | 139,960                      | 3.93                  | 3,780                                 | 11,258                       | 2.98                  |
| <i>Finfish, Frozen Headed and Guttled</i>  | 50,880                      | 106,705                      | 2.10                  |                                       |                              |                       |
| <i>Finfish, Frozen Other form</i>          | 43,284                      | 41,995                       | 0.97                  |                                       |                              |                       |
| <i>Finfish, Frozen Whole</i>               | 174,284                     | 206,701                      | 1.19                  |                                       |                              |                       |
| <b>Total for Barracouta</b>                | <b>304,048</b>              | <b>495,361</b>               |                       | <b>3,780</b>                          | <b>11,258</b>                |                       |
| <b>Bluenose</b>                            |                             |                              |                       |                                       |                              |                       |
| <i>Finfish, Chilled Fillets</i>            | 3,513                       | 38,444                       | 10.94                 | 1,475                                 | 14,388                       | 9.75                  |
| <i>Finfish, Chilled Headed and Guttled</i> | 342,942                     | 4,316,676                    | 12.59                 | 44,345                                | 512,872                      | 11.57                 |
| <i>Finfish, Chilled Other form</i>         | 78,107                      | 861,022                      | 11.02                 | 5,206                                 | 52,446                       | 10.07                 |
| <i>Finfish, Chilled Whole</i>              | 180,733                     | 2,196,479                    | 12.15                 | 24,678                                | 293,921                      | 11.91                 |
| <i>Finfish, Frozen Fillets</i>             | 200                         | 3,852                        | 19.26                 |                                       |                              |                       |
| <i>Finfish, Frozen Headed and Guttled</i>  | 500                         | 4,732                        | 9.46                  |                                       |                              |                       |
| <b>Total for Bluenose</b>                  | <b>605,995</b>              | <b>7,421,205</b>             |                       | <b>75,704</b>                         | <b>873,627</b>               |                       |
| <b>Cardinal Fish</b>                       |                             |                              |                       |                                       |                              |                       |
| <i>Finfish, Frozen Headed and Guttled</i>  | 26                          | 135                          | 5.19                  |                                       |                              |                       |
| <i>Finfish, Frozen Other form</i>          | 2,280                       | 1,609                        | 0.71                  |                                       |                              |                       |
| <b>Total for Cardinal Fish</b>             | <b>2,306</b>                | <b>1,744</b>                 |                       |                                       |                              |                       |
| <b>Carp</b>                                |                             |                              |                       |                                       |                              |                       |
| <i>Finfish, Chilled Fillets</i>            | 7,390                       | 60,249                       | 8.15                  | 253                                   | 1,625                        | 6.42                  |
| <b>Total for Carp</b>                      | <b>7,390</b>                | <b>60,249</b>                |                       | <b>253</b>                            | <b>1,625</b>                 |                       |
| <b>Catfish</b>                             |                             |                              |                       |                                       |                              |                       |
| <i>Finfish, Chilled Headed and Guttled</i> | 1,877                       | 16,608                       | 8.85                  | 72                                    | 621                          | 8.63                  |
| <b>Total for Catfish</b>                   | <b>1,877</b>                | <b>16,608</b>                |                       | <b>72</b>                             | <b>621</b>                   |                       |
| <b>Cobia</b>                               |                             |                              |                       |                                       |                              |                       |
| <i>Finfish, Chilled Headed and Guttled</i> | 11,002                      | 99,103                       | 9.01                  | 38                                    | 338                          | 8.89                  |
| <i>Finfish, Chilled Other form</i>         | 11,246                      | 83,127                       | 7.39                  | 481                                   | 4,195                        | 8.72                  |
| <i>Finfish, Chilled Whole</i>              | 747                         | 6,855                        | 9.18                  |                                       |                              |                       |

| <b>NETT</b>                         | <b>Jan 2012 -- Dec 2012</b> |                              |                       | <b>Month-to-Date: December - 2012</b> |                              |                       |
|-------------------------------------|-----------------------------|------------------------------|-----------------------|---------------------------------------|------------------------------|-----------------------|
|                                     | <b>Weight<br/>(kg)</b>      | <b>FOB* Value<br/>(\$NZ)</b> | <b>Unit<br/>Value</b> | <b>Weight<br/>(kg)</b>                | <b>FOB* Value<br/>(\$NZ)</b> | <b>Unit<br/>Value</b> |
| <b>Australia</b>                    |                             |                              |                       |                                       |                              |                       |
| Total for Cobia                     | 22,995                      | 189,085                      |                       | 519                                   | 4,533                        |                       |
| <b>Cockles</b>                      |                             |                              |                       |                                       |                              |                       |
| Other Molluscs, Chilled             | 1,500                       | 13,888                       | 9.26                  | 1,500                                 | 13,888                       | 9.26                  |
| Other Molluscs, Frozen              | 30,220                      | 227,424                      | 7.53                  |                                       |                              |                       |
| Total for Cockles                   | 31,720                      | 241,312                      |                       | 1,500                                 | 13,888                       |                       |
| <b>Cod</b>                          |                             |                              |                       |                                       |                              |                       |
| Finfish, Chilled Headed and Guttled | 8,348                       | 82,128                       | 9.84                  |                                       |                              |                       |
| Finfish, Chilled Other form         | 5,890                       | 64,305                       | 10.92                 | 35                                    | 405                          | 11.57                 |
| Finfish, Chilled Whole              | 977                         | 3,646                        | 3.73                  | 40                                    | 465                          | 11.63                 |
| Finfish, Frozen Fillets             | 4,635                       | 82,305                       | 17.76                 | 336                                   | 6,557                        | 19.51                 |
| Total for Cod                       | 19,850                      | 232,384                      |                       | 411                                   | 7,427                        |                       |
| <b>Cod, Blue</b>                    |                             |                              |                       |                                       |                              |                       |
| Finfish, Chilled Fillets            | 8,344                       | 134,794                      | 16.15                 | 792                                   | 14,170                       | 17.89                 |
| Finfish, Frozen Fillets             | 45,619                      | 485,666                      | 10.65                 | 1,920                                 | 34,443                       | 17.94                 |
| Finfish, Frozen Headed and Guttled  | 125                         | 963                          | 7.70                  |                                       |                              |                       |
| Finfish, Frozen Whole               | 165                         | 1,050                        | 6.36                  |                                       |                              |                       |
| Finfish, Processed Smoked           | 228                         | 5,269                        | 23.11                 | 126                                   | 3,029                        | 24.04                 |
| Total for Cod, Blue                 | 54,481                      | 627,742                      |                       | 2,838                                 | 51,642                       |                       |
| <b>Cod, Red</b>                     |                             |                              |                       |                                       |                              |                       |
| Finfish, Chilled Fillets            | 20,280                      | 153,845                      | 7.59                  | 1,014                                 | 7,175                        | 7.08                  |
| Finfish, Frozen Fillets             | 18,829                      | 107,859                      | 5.73                  |                                       |                              |                       |
| Finfish, Frozen Headed and Guttled  | 6,180                       | 11,305                       | 1.83                  | 4,380                                 | 10,704                       | 2.44                  |
| Finfish, Frozen Other form          | 300                         | 1,065                        | 3.55                  |                                       |                              |                       |
| Finfish, Frozen Whole               | 1,000                       | 2,092                        | 2.09                  |                                       |                              |                       |
| Total for Cod, Red                  | 46,589                      | 276,166                      |                       | 5,394                                 | 17,879                       |                       |
| <b>Crab</b>                         |                             |                              |                       |                                       |                              |                       |
| Other Crustacea, Frozen             | 17                          | 272                          | 16.00                 |                                       |                              |                       |
| Other Crustacea, Processed          | 13,749                      | 71,047                       | 5.17                  | 1,821                                 | 9,712                        | 5.33                  |
| Other Crustacea, Frozen Other form  | 30                          | 296                          | 9.87                  |                                       |                              |                       |
| Total for Crab                      | 13,796                      | 71,615                       |                       | 1,821                                 | 9,712                        |                       |
| <b>Crustaceans</b>                  |                             |                              |                       |                                       |                              |                       |
| Other Crustacea, Processed          | 10,560                      | 194,686                      | 18.44                 | 2,880                                 | 80,393                       | 27.91                 |
| Total for Crustaceans               | 10,560                      | 194,686                      |                       | 2,880                                 | 80,393                       |                       |
| <b>Crustn, Molluscs extract</b>     |                             |                              |                       |                                       |                              |                       |
| Other Crustacea, Processed Extracts | 6,784                       | 1,621,889                    | 239.08                | 2,444                                 | 356,180                      | 145.74                |
| Total for Crustn, Molluscs extra    | 6,784                       | 1,621,889                    |                       | 2,444                                 | 356,180                      |                       |
| <b>Dogfish and Other Sharks</b>     |                             |                              |                       |                                       |                              |                       |
| Finfish, Chilled Headed and Guttled | 282,802                     | 2,868,802                    | 10.14                 | 16,054                                | 168,243                      | 10.48                 |
| Finfish, Chilled Other form         | 172,370                     | 1,677,113                    | 9.73                  | 11,634                                | 104,265                      | 8.96                  |
| Finfish, Chilled Whole              | 171,979                     | 1,531,116                    | 8.90                  | 22,941                                | 221,370                      | 9.65                  |
| Total for Dogfish and Other Sha     | 627,151                     | 6,077,031                    |                       | 50,629                                | 493,878                      |                       |

| <b>NETT</b>                                    | <b>Jan 2012 -- Dec 2012</b> |                              |                       | <b>Month-to-Date: December - 2012</b> |                              |                       |
|--|-----------------------------|------------------------------|-----------------------|---------------------------------------|------------------------------|-----------------------|
|  | <b>Weight<br/>(kg)</b>      | <b>FOB* Value<br/>(\$NZ)</b> | <b>Unit<br/>Value</b> | <b>Weight<br/>(kg)</b>                | <b>FOB* Value<br/>(\$NZ)</b> | <b>Unit<br/>Value</b> |
| <b>Australia</b>                               |                             |                              |                       |                                       |                              |                       |
| <b>Eels</b>                                    |                             |                              |                       |                                       |                              |                       |
| <i>Finfish, Chilled Other form</i>             | 157                         | 1,370                        | 8.73                  |                                       |                              |                       |
| <i>Finfish, Frozen Other form</i>              | 370                         | 9,930                        | 26.84                 |                                       |                              |                       |
| <i>Finfish, Frozen Whole</i>                   | 1,959                       | 34,082                       | 17.40                 |                                       |                              |                       |
| <i>Finfish, Processed Smoked</i>               | 5,252                       | 106,028                      | 20.19                 | 700                                   | 14,404                       | 20.58                 |
| <b>Total for Eels</b>                          | <b>7,738</b>                | <b>151,410</b>               |                       | <b>700</b>                            | <b>14,404</b>                |                       |
| <b>Elephant Fish</b>                           |                             |                              |                       |                                       |                              |                       |
| <i>Finfish, Chilled Fillets</i>                | 175                         | 2,326                        | 13.29                 |                                       |                              |                       |
| <i>Finfish, Frozen Fillets</i>                 | 20,000                      | 184,863                      | 9.24                  |                                       |                              |                       |
| <b>Total for Elephant Fish</b>                 | <b>20,175</b>               | <b>187,189</b>               |                       |                                       |                              |                       |
| <b>Finfish extracts and juices</b>             |                             |                              |                       |                                       |                              |                       |
| <i>Finfish, Processed Extracts</i>             | 2,028                       | 63,876                       | 31.50                 |                                       |                              |                       |
| <b>Total for Finfish extracts and jui</b>      | <b>2,028</b>                | <b>63,876</b>                |                       |                                       |                              |                       |
| <b>Finfish, fillet blocks</b>                  |                             |                              |                       |                                       |                              |                       |
| <i>Finfish, Frozen Fillet Blocks</i>           | 70,080                      | 755,056                      | 10.77                 |                                       |                              |                       |
| <b>Total for Finfish, fillet blocks</b>        | <b>70,080</b>               | <b>755,056</b>               |                       |                                       |                              |                       |
| <b>Finfish, minced blocks</b>                  |                             |                              |                       |                                       |                              |                       |
| <i>Finfish, Frozen Other form</i>              | 653,987                     | 1,927,915                    | 2.95                  | 38,220                                | 112,403                      | 2.94                  |
| <b>Total for Finfish, minced blocks</b>        | <b>653,987</b>              | <b>1,927,915</b>             |                       | <b>38,220</b>                         | <b>112,403</b>               |                       |
| <b>Finfish, other fish meat</b>                |                             |                              |                       |                                       |                              |                       |
| <i>Finfish, Processed Other</i>                | 379,301                     | 943,213                      | 2.49                  | 9,913                                 | 102,357                      | 10.33                 |
| <b>Total for Finfish, other fish meat</b>      | <b>379,301</b>              | <b>943,213</b>               |                       | <b>9,913</b>                          | <b>102,357</b>               |                       |
| <b>Fish cakes</b>                              |                             |                              |                       |                                       |                              |                       |
| <i>Finfish, Processed Other</i>                | 126,131                     | 712,531                      | 5.65                  | 3,101                                 | 14,332                       | 4.62                  |
| <b>Total for Fish cakes</b>                    | <b>126,131</b>              | <b>712,531</b>               |                       | <b>3,101</b>                          | <b>14,332</b>                |                       |
| <b>Fish fingers</b>                            |                             |                              |                       |                                       |                              |                       |
| <i>Finfish, Processed Other</i>                | 1,125,962                   | 6,116,984                    | 5.43                  | 69,884                                | 347,984                      | 4.98                  |
| <b>Total for Fish fingers</b>                  | <b>1,125,962</b>            | <b>6,116,984</b>             |                       | <b>69,884</b>                         | <b>347,984</b>               |                       |
| <b>Fish Flours,meals,pellets</b>               |                             |                              |                       |                                       |                              |                       |
| <i>Finfish, Processed Flours,meals,pellets</i> | 480                         | 2,763                        | 5.76                  |                                       |                              |                       |
| <b>Total for Fish Flours,meals,pelle</b>       | <b>480</b>                  | <b>2,763</b>                 |                       |                                       |                              |                       |
| <b>Fish heads, tails and maws</b>              |                             |                              |                       |                                       |                              |                       |
| <i>Finfish, Processed Smoked, Dried, Salte</i> | 285,514                     | 295,412                      | 1.03                  | 48,920                                | 47,669                       | 0.97                  |
| <b>Total for Fish heads, tails and m</b>       | <b>285,514</b>              | <b>295,412</b>               |                       | <b>48,920</b>                         | <b>47,669</b>                |                       |
| <b>Fish meal fit for human</b>                 |                             |                              |                       |                                       |                              |                       |
| <i>Finfish, Processed Other</i>                | 725                         | 27,525                       | 37.97                 |                                       |                              |                       |
| <b>Total for Fish meal fit for human</b>       | <b>725</b>                  | <b>27,525</b>                |                       |                                       |                              |                       |

| <b>NETT</b> | <b>Jan 2012 -- Dec 2012</b> |                              |                       | <b>Month-to-Date: December - 2012</b> |                              |                       |
|-------------|-----------------------------|------------------------------|-----------------------|---------------------------------------|------------------------------|-----------------------|
|             | <b>Weight<br/>(kg)</b>      | <b>FOB* Value<br/>(\$NZ)</b> | <b>Unit<br/>Value</b> | <b>Weight<br/>(kg)</b>                | <b>FOB* Value<br/>(\$NZ)</b> | <b>Unit<br/>Value</b> |

## Australia

### Fish prod unfit for human

|  |                  |                  |      |                |                |      |
|--|------------------|------------------|------|----------------|----------------|------|
| <i>Finfish, Processed Flours,meals,pellets</i> | 27,384           | 66,154           | 2.42 |                |                |      |
| <i>Finfish, Processed Other</i>                | 1,748,792        | 2,092,804        | 1.20 | 118,960        | 117,037        | 0.98 |
| <b>Total for Fish prod unfit for hum</b>       | <b>1,776,176</b> | <b>2,158,958</b> |      | <b>118,960</b> | <b>117,037</b> |      |

### Flounder

|  |                |                  |       |               |                |       |
|--|----------------|------------------|-------|---------------|----------------|-------|
| <i>Finfish, Chilled Fillets</i>            | 5,263          | 47,029           | 8.94  | 284           | 2,417          | 8.51  |
| <i>Finfish, Chilled Headed and Guttled</i> | 4,400          | 35,830           | 8.14  |               |                |       |
| <i>Finfish, Chilled Other form</i>         | 14,537         | 146,203          | 10.06 | 1,099         | 8,264          | 7.52  |
| <i>Finfish, Chilled Whole</i>              | 262,802        | 2,690,178        | 10.24 | 17,659        | 155,739        | 8.82  |
| <i>Finfish, Frozen Fillets</i>             | 7,670          | 77,802           | 10.14 |               |                |       |
| <i>Finfish, Frozen Other form</i>          | 67,330         | 706,504          | 10.49 | 4,730         | 52,720         | 11.15 |
| <i>Finfish, Frozen Whole</i>               | 219,944        | 1,992,926        | 9.06  | 9,604         | 95,233         | 9.92  |
| <b>Total for Flounder</b>                  | <b>581,946</b> | <b>5,696,472</b> |       | <b>33,376</b> | <b>314,373</b> |       |

### Gemfish

|                                   |              |               |      |  |  |  |
|-----------------------------------|--------------|---------------|------|--|--|--|
| <i>Finfish, Chilled Fillets</i>   | 4,480        | 42,644        | 9.52 |  |  |  |
| <i>Finfish, Frozen Other form</i> | 700          | 635           | 0.91 |  |  |  |
| <b>Total for Gemfish</b>          | <b>5,180</b> | <b>43,279</b> |      |  |  |  |

### Ghostshark

|                                   |                |                  |       |               |                |       |
|-----------------------------------|----------------|------------------|-------|---------------|----------------|-------|
| <i>Finfish, Frozen Fillets</i>    | 227,895        | 2,785,572        | 12.22 | 32,490        | 399,207        | 12.29 |
| <i>Finfish, Frozen Other form</i> | 3,049          | 15,837           | 5.19  |               |                |       |
| <b>Total for Ghostshark</b>       | <b>230,944</b> | <b>2,801,409</b> |       | <b>32,490</b> | <b>399,207</b> |       |

### Groper

|  |                |                  |       |               |                |       |
|--|----------------|------------------|-------|---------------|----------------|-------|
| <i>Finfish, Chilled Fillets</i>            | 376            | 5,718            | 15.21 | 48            | 1,000          | 20.83 |
| <i>Finfish, Chilled Headed and Guttled</i> | 94,880         | 1,173,814        | 12.37 | 6,723         | 73,683         | 10.96 |
| <i>Finfish, Chilled Other form</i>         | 105,057        | 1,343,382        | 12.79 | 4,696         | 47,245         | 10.06 |
| <i>Finfish, Chilled Whole</i>              | 48,642         | 529,134          | 10.88 | 2,162         | 23,226         | 10.74 |
| <b>Total for Groper</b>                    | <b>248,955</b> | <b>3,052,048</b> |       | <b>13,629</b> | <b>145,154</b> |       |

### Gurnard

|                                    |               |                  |       |              |                |       |
|------------------------------------|---------------|------------------|-------|--------------|----------------|-------|
| <i>Finfish, Chilled Fillets</i>    | 73,522        | 1,082,307        | 14.72 | 6,041        | 90,931         | 15.05 |
| <i>Finfish, Chilled Other form</i> | 14,308        | 153,582          | 10.73 | 1,986        | 18,126         | 9.13  |
| <i>Finfish, Chilled Whole</i>      | 6,386         | 59,810           | 9.37  | 141          | 1,282          | 9.09  |
| <i>Finfish, Frozen Fillets</i>     | 10            | 313              | 31.30 |              |                |       |
| <b>Total for Gurnard</b>           | <b>94,226</b> | <b>1,296,012</b> |       | <b>8,168</b> | <b>110,339</b> |       |

### Hake

|  |                |                  |      |               |                |      |
|--|----------------|------------------|------|---------------|----------------|------|
| <i>Finfish, Chilled Headed and Guttled</i> | 3,493          | 27,186           | 7.78 |               |                |      |
| <i>Finfish, Chilled Other form</i>         | 927            | 4,664            | 5.03 |               |                |      |
| <i>Finfish, Frozen Fillets</i>             | 208,834        | 1,888,781        | 9.04 | 29,641        | 225,875        | 7.62 |
| <i>Finfish, Frozen Other form</i>          | 9,653          | 36,717           | 3.80 |               |                |      |
| <b>Total for Hake</b>                      | <b>222,907</b> | <b>1,957,348</b> |      | <b>29,641</b> | <b>225,875</b> |      |

### Hoki

|                                 |        |         |      |       |        |      |
|---------------------------------|--------|---------|------|-------|--------|------|
| <i>Finfish, Chilled Fillets</i> | 70,342 | 435,214 | 6.19 | 1,840 | 13,871 | 7.54 |
|---------------------------------|--------|---------|------|-------|--------|------|

| <b>NETT</b> | <b>Jan 2012 -- Dec 2012</b> |                              |                       | <b>Month-to-Date: December - 2012</b> |                              |                       |
|-------------|-----------------------------|------------------------------|-----------------------|---------------------------------------|------------------------------|-----------------------|
|             | <b>Weight<br/>(kg)</b>      | <b>FOB* Value<br/>(\$NZ)</b> | <b>Unit<br/>Value</b> | <b>Weight<br/>(kg)</b>                | <b>FOB* Value<br/>(\$NZ)</b> | <b>Unit<br/>Value</b> |

### **Australia**

|   |                  |                   |       |                |                  |       |
|---|------------------|-------------------|-------|----------------|------------------|-------|
| <i>Finfish, Chilled Other form</i>        | 4,065            | 42,016            | 10.34 | 863            | 8,770            | 10.16 |
| <i>Finfish, Frozen Fillet Blocks</i>      | 2,558,475        | 11,096,140        | 4.34  | 265,050        | 1,096,065        | 4.14  |
| <i>Finfish, Frozen Fillets</i>            | 5,017,250        | 29,623,096        | 5.90  | 384,422        | 2,427,250        | 6.31  |
| <i>Finfish, Frozen Headed and Guttled</i> | 72,100           | 70,103            | 0.97  |                |                  |       |
| <i>Finfish, Frozen Other form</i>         | 81,740           | 362,002           | 4.43  | 300            | 2,338            | 7.79  |
| <i>Finfish, Frozen Whole</i>              | 12               | 10                | 0.83  |                |                  |       |
| <i>Finfish, Processed Smoked</i>          | 8,930            | 72,552            | 8.12  | 1,440          | 11,244           | 7.81  |
| <b>Total for Hoki</b>                     | <b>7,812,914</b> | <b>41,701,133</b> |       | <b>653,915</b> | <b>3,559,538</b> |       |

### **John Dory**

|  |                |                  |       |               |                |       |
|--|----------------|------------------|-------|---------------|----------------|-------|
| <i>Finfish, Chilled Fillets</i>            | 14,611         | 350,036          | 23.96 | 1,739         | 31,923         | 18.36 |
| <i>Finfish, Chilled Headed and Guttled</i> | 18,687         | 149,923          | 8.02  | 91            | 1,107          | 12.16 |
| <i>Finfish, Chilled Other form</i>         | 7,456          | 67,085           | 9.00  | 1,535         | 14,064         | 9.16  |
| <i>Finfish, Chilled Whole</i>              | 225,073        | 2,586,250        | 11.49 | 23,109        | 257,124        | 11.13 |
| <i>Finfish, Frozen Fillets</i>             | 945            | 17,309           | 18.32 | 5             | 81             | 16.20 |
| <b>Total for John Dory</b>                 | <b>266,772</b> | <b>3,170,603</b> |       | <b>26,479</b> | <b>304,299</b> |       |

### **Juices of meat**

|                                 |               |                |      |  |  |  |
|---------------------------------|---------------|----------------|------|--|--|--|
| <i>Other,</i>                   | 15,079        | 143,872        | 9.54 |  |  |  |
| <b>Total for Juices of meat</b> | <b>15,079</b> | <b>143,872</b> |      |  |  |  |

### **Kahawai**

|                                   |                |                |      |               |               |      |
|-----------------------------------|----------------|----------------|------|---------------|---------------|------|
| <i>Finfish, Frozen Other form</i> | 21,000         | 24,302         | 1.16 | 21,000        | 24,302        | 1.16 |
| <i>Finfish, Frozen Whole</i>      | 160,605        | 261,364        | 1.63 | 1,675         | 1,950         | 1.16 |
| <b>Total for Kahawai</b>          | <b>181,605</b> | <b>285,666</b> |      | <b>22,675</b> | <b>26,252</b> |      |

### **Kingfish, Yellowtail**

|  |               |                |       |              |               |       |
|--|---------------|----------------|-------|--------------|---------------|-------|
| <i>Finfish, Chilled Fillets</i>            | 10            | 514            | 51.40 |              |               |       |
| <i>Finfish, Chilled Headed and Guttled</i> | 2,402         | 27,860         | 11.60 | 140          | 1,707         | 12.19 |
| <i>Finfish, Chilled Whole</i>              | 22,292        | 236,102        | 10.59 | 4,101        | 42,768        | 10.43 |
| <i>Finfish, Frozen Other form</i>          | 6,448         | 28,143         | 4.36  |              |               |       |
| <b>Total for Kingfish, Yellowtail</b>      | <b>31,152</b> | <b>292,619</b> |       | <b>4,241</b> | <b>44,475</b> |       |

### **Ling**

|   |                  |                   |       |                |                  |       |
|---|------------------|-------------------|-------|----------------|------------------|-------|
| <i>Finfish, Chilled Fillets</i>           | 107,507          | 1,547,049         | 14.39 | 10,358         | 125,430          | 12.11 |
| <i>Finfish, Frozen Fillets</i>            | 904,570          | 9,749,376         | 10.78 | 101,359        | 1,019,043        | 10.05 |
| <i>Finfish, Frozen Headed and Guttled</i> | 652              | 5,870             | 9.00  |                |                  |       |
| <i>Finfish, Frozen Other form</i>         | 126,562          | 960,624           | 7.59  | 33,020         | 134,688          | 4.08  |
| <b>Total for Ling</b>                     | <b>1,139,291</b> | <b>12,262,919</b> |       | <b>144,737</b> | <b>1,279,161</b> |       |

### **Livers and Roe**

|                                 |               |                |      |              |               |      |
|---------------------------------|---------------|----------------|------|--------------|---------------|------|
| <i>Finfish, Chilled Whole</i>   | 8,812         | 67,498         | 7.66 | 3,238        | 23,403        | 7.23 |
| <i>Finfish, Frozen Whole</i>    | 16,592        | 142,344        | 8.58 |              |               |      |
| <b>Total for Livers and Roe</b> | <b>25,404</b> | <b>209,842</b> |      | <b>3,238</b> | <b>23,403</b> |      |

### **Mackerel**

|   |       |        |       |     |       |      |
|---|-------|--------|-------|-----|-------|------|
| <i>Finfish, Chilled Headed and Guttled</i>      | 460   | 3,898  | 8.47  | 53  | 528   | 9.96 |
| <i>Finfish, Processed Cans or Jars, Whole o</i> | 6,135 | 35,814 | 5.84  | 500 | 2,680 | 5.36 |
| <i>Finfish, Processed Smoked</i>                | 433   | 8,467  | 19.55 |     |       |      |



| <b>NETT</b>                         | <b>Jan 2012 -- Dec 2012</b> |                        |                                 | <b>Month-to-Date: December - 2012</b> |                        |                                 |
|-------------------------------------|-----------------------------|------------------------|---------------------------------|---------------------------------------|------------------------|---------------------------------|
|                                     | <b>Weight<br/>(kg)</b>      | <b>FOB*<br/>(\$NZ)</b> | <b>Value<br/>Unit<br/>Value</b> | <b>Weight<br/>(kg)</b>                | <b>FOB*<br/>(\$NZ)</b> | <b>Value<br/>Unit<br/>Value</b> |
| <b>Australia</b>                    |                             |                        |                                 |                                       |                        |                                 |
| Total for Mackerel                  | 7,028                       | 48,179                 |                                 | 553                                   | 3,208                  |                                 |
| <b>Mackerel, Blue</b>               |                             |                        |                                 |                                       |                        |                                 |
| Finfish, Frozen Other form          | 102,000                     | 103,791                | 1.02                            |                                       |                        |                                 |
| Finfish, Frozen Whole               | 1,916,590                   | 3,038,990              | 1.59                            | 186,040                               | 287,370                | 1.54                            |
| Total for Mackerel, Blue            | 2,018,590                   | 3,142,781              |                                 | 186,040                               | 287,370                |                                 |
| <b>Mackerel, Horse</b>              |                             |                        |                                 |                                       |                        |                                 |
| Finfish, Frozen Other form          | 24,120                      | 27,232                 | 1.13                            |                                       |                        |                                 |
| Total for Mackerel, Horse           | 24,120                      | 27,232                 |                                 |                                       |                        |                                 |
| <b>Mackerel, Jack</b>               |                             |                        |                                 |                                       |                        |                                 |
| Finfish, Chilled Headed and Guttred | 65                          | 367                    | 5.65                            |                                       |                        |                                 |
| Finfish, Chilled Other form         | 663                         | 5,117                  | 7.72                            |                                       |                        |                                 |
| Finfish, Frozen Other form          | 231,460                     | 189,888                | 0.82                            |                                       |                        |                                 |
| Finfish, Frozen Whole               | 332,740                     | 393,367                | 1.18                            | 19,400                                | 25,812                 | 1.33                            |
| Total for Mackerel, Jack            | 564,928                     | 588,739                |                                 | 19,400                                | 25,812                 |                                 |
| <b>Mackerel, Other(exl Jack)</b>    |                             |                        |                                 |                                       |                        |                                 |
| Finfish, Frozen Other form          | 25,220                      | 26,956                 | 1.07                            |                                       |                        |                                 |
| Total for Mackerel, Other(exl Ja    | 25,220                      | 26,956                 |                                 |                                       |                        |                                 |
| <b>Moki</b>                         |                             |                        |                                 |                                       |                        |                                 |
| Finfish, Chilled Fillets            | 1,603                       | 13,176                 | 8.22                            | 89                                    | 903                    | 10.15                           |
| Total for Moki                      | 1,603                       | 13,176                 |                                 | 89                                    | 903                    |                                 |
| <b>Monkfish (Stargazer)</b>         |                             |                        |                                 |                                       |                        |                                 |
| Finfish, Chilled Fillets            | 118,672                     | 1,715,556              | 14.46                           | 8,420                                 | 115,031                | 13.66                           |
| Finfish, Chilled Headed and Guttred | 187                         | 1,236                  | 6.61                            |                                       |                        |                                 |
| Finfish, Chilled Other form         | 11,748                      | 105,214                | 8.96                            | 530                                   | 4,667                  | 8.81                            |
| Finfish, Frozen Fillets             | 2,905                       | 28,564                 | 9.83                            | 375                                   | 3,498                  | 9.33                            |
| Finfish, Frozen Other form          | 7,000                       | 65,607                 | 9.37                            |                                       |                        |                                 |
| Total for Monkfish (Stargazer)      | 140,512                     | 1,916,177              |                                 | 9,325                                 | 123,196                |                                 |
| <b>Mullet</b>                       |                             |                        |                                 |                                       |                        |                                 |
| Finfish, Chilled Headed and Guttred | 3                           | 34                     | 11.33                           |                                       |                        |                                 |
| Finfish, Chilled Whole              | 896                         | 8,707                  | 9.72                            |                                       |                        |                                 |
| Total for Mullet                    | 899                         | 8,741                  |                                 |                                       |                        |                                 |
| <b>Mussels</b>                      |                             |                        |                                 |                                       |                        |                                 |
| Mussels, Crumbed, Battered          | 27,849                      | 213,774                | 7.68                            |                                       |                        |                                 |
| Mussels, Freeze-dried pwd           | 37,412                      | 2,620,543              | 70.05                           | 3,602                                 | 263,185                | 73.07                           |
| Mussels, HS Frozen                  | 824,712                     | 4,560,199              | 5.53                            | 44,186                                | 247,937                | 5.61                            |
| Mussels, Meat Chilled/Frsh          | 4,612                       | 43,735                 | 9.48                            | 2,952                                 | 26,369                 | 8.93                            |
| Mussels, Meat Frozen                | 513,855                     | 3,457,158              | 6.73                            | 25,697                                | 181,555                | 7.07                            |
| Mussels, Powder in capsule          | 2,182                       | 342,283                | 156.87                          | 321                                   | 38,475                 | 119.86                          |
| Mussels, Smoked                     | 3,204                       | 58,739                 | 18.33                           | 396                                   | 6,947                  | 17.54                           |
| Mussels, Whole Chilled              | 3,060                       | 27,826                 | 9.09                            |                                       |                        |                                 |
| Mussels, Whole Frozen               | 704,828                     | 1,991,063              | 2.82                            | 54,580                                | 144,453                | 2.65                            |

| <b>NETT</b>                                | <b>Jan 2012 -- Dec 2012</b> |                              |                       | <b>Month-to-Date: December - 2012</b> |                              |                       |
|--|-----------------------------|------------------------------|-----------------------|---------------------------------------|------------------------------|-----------------------|
|  | <b>Weight<br/>(kg)</b>      | <b>FOB* Value<br/>(\$NZ)</b> | <b>Unit<br/>Value</b> | <b>Weight<br/>(kg)</b>                | <b>FOB* Value<br/>(\$NZ)</b> | <b>Unit<br/>Value</b> |
| <b>Australia</b>                           |                             |                              |                       |                                       |                              |                       |
| <i>Mussels, Chilled</i>                    | 14,117                      | 129,239                      | 9.15                  | 9,187                                 | 84,671                       | 9.22                  |
| <i>Mussels, Dried, Salted or in Brine</i>  | 4,213                       | 29,043                       | 6.89                  |                                       |                              |                       |
| <i>Mussels, Processed</i>                  | 650                         | 6,075                        | 9.35                  | 200                                   | 2,025                        | 10.13                 |
| <i>Mussels, Processed Cans or Jars</i>     | 71,018                      | 688,335                      | 9.69                  | 1,193                                 | 11,131                       | 9.33                  |
| <i>Mussels, Processed Packed</i>           | 471,141                     | 3,701,409                    | 7.86                  | 75,066                                | 576,270                      | 7.68                  |
| <b>Total for Mussels</b>                   | <b>2,682,853</b>            | <b>17,869,421</b>            |                       | <b>217,380</b>                        | <b>1,583,018</b>             |                       |
| <b>Nile Perch</b>                          |                             |                              |                       |                                       |                              |                       |
| <i>Finfish, Chilled Other form</i>         | 2,909                       | 25,266                       | 8.69                  | 504                                   | 4,350                        | 8.63                  |
| <b>Total for Nile Perch</b>                | <b>2,909</b>                | <b>25,266</b>                |                       | <b>504</b>                            | <b>4,350</b>                 |                       |
| <b>Norway Lobster</b>                      |                             |                              |                       |                                       |                              |                       |
| <i>Other Crustacea, Frozen</i>             | 15,006                      | 474,534                      | 31.62                 | 6                                     | 366                          | 61.00                 |
| <b>Total for Norway Lobster</b>            | <b>15,006</b>               | <b>474,534</b>               |                       | <b>6</b>                              | <b>366</b>                   |                       |
| <b>Octopus</b>                             |                             |                              |                       |                                       |                              |                       |
| <i>Other Molluscs, Frozen Other Form</i>   | 71                          | 620                          | 8.73                  |                                       |                              |                       |
| <i>Other Molluscs, Frozen Whole</i>        | 25,204                      | 186,545                      | 7.40                  | 360                                   | 2,412                        | 6.70                  |
| <i>Other Molluscs, Chilled</i>             | 1,616                       | 16,821                       | 10.41                 | 122                                   | 1,082                        | 8.87                  |
| <b>Total for Octopus</b>                   | <b>26,891</b>               | <b>203,986</b>               |                       | <b>482</b>                            | <b>3,494</b>                 |                       |
| <b>Orange Roughy</b>                       |                             |                              |                       |                                       |                              |                       |
| <i>Finfish, Chilled Fillets</i>            | 38,043                      | 785,083                      | 20.64                 | 1,030                                 | 22,681                       | 22.02                 |
| <i>Finfish, Chilled Other form</i>         | 2,098                       | 33,270                       | 15.86                 | 1,350                                 | 20,864                       | 15.45                 |
| <i>Finfish, Frozen Fillets</i>             | 339,740                     | 5,529,813                    | 16.28                 | 21,810                                | 365,747                      | 16.77                 |
| <i>Finfish, Frozen Headed and Guttled</i>  | 1,060                       | 18,196                       | 17.17                 |                                       |                              |                       |
| <i>Finfish, Frozen Other form</i>          | 279,668                     | 528,294                      | 1.89                  | 14,060                                | 14,286                       | 1.02                  |
| <b>Total for Orange Roughy</b>             | <b>660,609</b>              | <b>6,894,656</b>             |                       | <b>38,250</b>                         | <b>423,578</b>               |                       |
| <b>Oreo Dory, Black</b>                    |                             |                              |                       |                                       |                              |                       |
| <i>Finfish, Chilled Other form</i>         | 2,186                       | 24,946                       | 11.41                 |                                       |                              |                       |
| <i>Finfish, Frozen Fillets</i>             | 15,650                      | 132,285                      | 8.45                  |                                       |                              |                       |
| <i>Finfish, Frozen Headed and Guttled</i>  | 10,516                      | 28,588                       | 2.72                  |                                       |                              |                       |
| <i>Finfish, Frozen Other form</i>          | 6,336                       | 17,865                       | 2.82                  |                                       |                              |                       |
| <b>Total for Oreo Dory, Black</b>          | <b>34,688</b>               | <b>203,684</b>               |                       |                                       |                              |                       |
| <b>Oreo Dory, Other</b>                    |                             |                              |                       |                                       |                              |                       |
| <i>Finfish, Frozen Headed and Guttled</i>  | 119,531                     | 382,654                      | 3.20                  | 7,368                                 | 25,647                       | 3.48                  |
| <i>Finfish, Frozen Other form</i>          | 53,086                      | 342,646                      | 6.45                  | 7,800                                 | 30,616                       | 3.93                  |
| <i>Finfish, Frozen Whole</i>               | 8,720                       | 49,687                       | 5.70                  |                                       |                              |                       |
| <b>Total for Oreo Dory, Other</b>          | <b>181,337</b>              | <b>774,987</b>               |                       | <b>15,168</b>                         | <b>56,263</b>                |                       |
| <b>Oreo Dory, Smooth</b>                   |                             |                              |                       |                                       |                              |                       |
| <i>Finfish, Chilled Fillets</i>            | 31,471                      | 292,931                      | 9.31                  | 300                                   | 4,295                        | 14.32                 |
| <i>Finfish, Frozen Fillets</i>             | 670,310                     | 5,431,227                    | 8.10                  | 58,195                                | 505,833                      | 8.69                  |
| <b>Total for Oreo Dory, Smooth</b>         | <b>701,781</b>              | <b>5,724,158</b>             |                       | <b>58,495</b>                         | <b>510,128</b>               |                       |
| <b>Other</b>                               |                             |                              |                       |                                       |                              |                       |
| <i>Finfish, Chilled Headed and Guttled</i> | 118,817                     | 1,195,660                    | 10.06                 | 538                                   | 5,070                        | 9.42                  |

| <b>NETT</b>                                    | <b>Jan 2012 -- Dec 2012</b> |                              |                       | <b>Month-to-Date: December - 2012</b> |                              |                       |
|--|-----------------------------|------------------------------|-----------------------|---------------------------------------|------------------------------|-----------------------|
|  | <b>Weight<br/>(kg)</b>      | <b>FOB* Value<br/>(\$NZ)</b> | <b>Unit<br/>Value</b> | <b>Weight<br/>(kg)</b>                | <b>FOB* Value<br/>(\$NZ)</b> | <b>Unit<br/>Value</b> |
| <b>Australia</b>                               |                             |                              |                       |                                       |                              |                       |
| <i>Finfish, Chilled Other form</i>             | 39,669                      | 399,136                      | 10.06                 | 4,441                                 | 41,398                       | 9.32                  |
| <i>Finfish, Chilled Whole</i>                  | 9,161                       | 89,852                       | 9.81                  | 26                                    | 246                          | 9.46                  |
| <b>Total for Other</b>                         | <b>167,647</b>              | <b>1,684,648</b>             |                       | <b>5,005</b>                          | <b>46,714</b>                |                       |
| <b>Other chilled fillets</b>                   |                             |                              |                       |                                       |                              |                       |
| <i>Finfish, Chilled Fillets</i>                | 69,651                      | 1,001,984                    | 14.39                 | 5,707                                 | 89,730                       | 15.72                 |
| <i>Finfish, Chilled Other form</i>             | 66                          | 1,500                        | 22.73                 |                                       |                              |                       |
| <b>Total for Other chilled fillets</b>         | <b>69,717</b>               | <b>1,003,484</b>             |                       | <b>5,707</b>                          | <b>89,730</b>                |                       |
| <b>Other chilled finfish</b>                   |                             |                              |                       |                                       |                              |                       |
| <i>Finfish, Chilled Headed and Guttled</i>     | 396,236                     | 3,932,943                    | 9.93                  | 44,268                                | 442,897                      | 10.00                 |
| <i>Finfish, Chilled Other form</i>             | 662,027                     | 7,080,284                    | 10.69                 | 17,007                                | 151,472                      | 8.91                  |
| <i>Finfish, Chilled Whole</i>                  | 205,128                     | 2,037,040                    | 9.93                  | 22,715                                | 219,432                      | 9.66                  |
| <b>Total for Other chilled finfish</b>         | <b>1,263,391</b>            | <b>13,050,267</b>            |                       | <b>83,990</b>                         | <b>813,801</b>               |                       |
| <b>Other clams chilled</b>                     |                             |                              |                       |                                       |                              |                       |
| <i>Other Molluscs, Chilled</i>                 | 23,559                      | 220,019                      | 9.34                  | 9,124                                 | 86,725                       | 9.51                  |
| <b>Total for Other clams chilled</b>           | <b>23,559</b>               | <b>220,019</b>               |                       | <b>9,124</b>                          | <b>86,725</b>                |                       |
| <b>Other clams frozen</b>                      |                             |                              |                       |                                       |                              |                       |
| <i>Other Molluscs, Frozen</i>                  | 28,740                      | 238,461                      | 8.30                  | 150                                   | 1,908                        | 12.72                 |
| <b>Total for Other clams frozen</b>            | <b>28,740</b>               | <b>238,461</b>               |                       | <b>150</b>                            | <b>1,908</b>                 |                       |
| <b>Other Crustacea</b>                         |                             |                              |                       |                                       |                              |                       |
| <i>Other Crustacea, Frozen</i>                 | 83,663                      | 149,836                      | 1.79                  | 83,663                                | 149,836                      | 1.79                  |
| <b>Total for Other Crustacea</b>               | <b>83,663</b>               | <b>149,836</b>               |                       | <b>83,663</b>                         | <b>149,836</b>               |                       |
| <b>Other Dogfish/Shark</b>                     |                             |                              |                       |                                       |                              |                       |
| <i>Finfish, Frozen Headed and Guttled</i>      | 4,272                       | 22,052                       | 5.16                  |                                       |                              |                       |
| <i>Finfish, Frozen Other form</i>              | 9,355                       | 47,114                       | 5.04                  | 34                                    | 341                          | 10.03                 |
| <b>Total for Other Dogfish/Shark</b>           | <b>13,627</b>               | <b>69,166</b>                |                       | <b>34</b>                             | <b>341</b>                   |                       |
| <b>Other dried finfish</b>                     |                             |                              |                       |                                       |                              |                       |
| <i>Other, Processed Dried</i>                  | 428                         | 35,895                       | 83.87                 | 137                                   | 18,760                       | 136.93                |
| <b>Total for Other dried finfish</b>           | <b>428</b>                  | <b>35,895</b>                |                       | <b>137</b>                            | <b>18,760</b>                |                       |
| <b>Other Fish Packed</b>                       |                             |                              |                       |                                       |                              |                       |
| <i>Other, Processed Cans or Jars, Whole or</i> | 152,113                     | 1,732,288                    | 11.39                 | 8,970                                 | 57,493                       | 6.41                  |
| <b>Total for Other Fish Packed</b>             | <b>152,113</b>              | <b>1,732,288</b>             |                       | <b>8,970</b>                          | <b>57,493</b>                |                       |
| <b>Other Flatfish</b>                          |                             |                              |                       |                                       |                              |                       |
| <i>Finfish, Chilled Fillets</i>                | 10,658                      | 108,307                      | 10.16                 | 7                                     | 106                          | 15.14                 |
| <i>Finfish, Chilled Headed and Guttled</i>     | 6,453                       | 62,013                       | 9.61                  | 139                                   | 1,225                        | 8.81                  |
| <i>Finfish, Chilled Other form</i>             | 1,268                       | 11,834                       | 9.33                  | 154                                   | 1,383                        | 8.98                  |
| <i>Finfish, Chilled Whole</i>                  | 38,499                      | 381,549                      | 9.91                  | 2,872                                 | 28,613                       | 9.96                  |
| <i>Finfish, Frozen Fillet Blocks</i>           | 82,800                      | 365,656                      | 4.42                  |                                       |                              |                       |
| <i>Finfish, Frozen Other form</i>              | 730                         | 4,738                        | 6.49                  |                                       |                              |                       |
| <i>Finfish, Frozen Whole</i>                   | 52,130                      | 556,789                      | 10.68                 | 6,190                                 | 70,362                       | 11.37                 |

| <b>NETT</b>                             | <b>Jan 2012 -- Dec 2012</b> |                              |                       | <b>Month-to-Date: December - 2012</b> |                              |                       |
|---|-----------------------------|------------------------------|-----------------------|---------------------------------------|------------------------------|-----------------------|
|   | <b>Weight<br/>(kg)</b>      | <b>FOB* Value<br/>(\$NZ)</b> | <b>Unit<br/>Value</b> | <b>Weight<br/>(kg)</b>                | <b>FOB* Value<br/>(\$NZ)</b> | <b>Unit<br/>Value</b> |
| <b>Australia</b>                        |                             |                              |                       |                                       |                              |                       |
| Total for Other Flatfish                | 192,538                     | 1,490,886                    |                       | 9,362                                 | 101,689                      |                       |
| <b>Other frozen fillets</b>             |                             |                              |                       |                                       |                              |                       |
| Finfish, Frozen Fillets                 | 38,618                      | 325,725                      | 8.43                  | 420                                   | 2,683                        | 6.39                  |
| Total for Other frozen fillets          | 38,618                      | 325,725                      |                       | 420                                   | 2,683                        |                       |
| <b>Other frozen finfish</b>             |                             |                              |                       |                                       |                              |                       |
| Finfish, Frozen Headed and Guttled      | 151,876                     | 826,490                      | 5.44                  |                                       |                              |                       |
| Finfish, Frozen Other form              | 83,297                      | 181,601                      | 2.18                  | 1,760                                 | 8,906                        | 5.06                  |
| Finfish, Frozen Whole                   | 18,466                      | 29,511                       | 1.60                  |                                       |                              |                       |
| Total for Other frozen finfish          | 253,639                     | 1,037,602                    |                       | 1,760                                 | 8,906                        |                       |
| <b>Other invertebrate</b>               |                             |                              |                       |                                       |                              |                       |
| Other, Chilled                          | 683                         | 28,332                       | 41.48                 |                                       |                              |                       |
| Other, Dried, Salted or in Brine        | 548                         | 28,175                       | 51.41                 |                                       |                              |                       |
| Other, Frozen                           | 432                         | 25,354                       | 58.69                 |                                       |                              |                       |
| Total for Other invertebrate            | 1,663                       | 81,861                       |                       |                                       |                              |                       |
| <b>Other minced</b>                     |                             |                              |                       |                                       |                              |                       |
| Finfish, Processed Packed               | 8,652                       | 36,125                       | 4.18                  | 6                                     | 301                          | 50.17                 |
| Total for Other minced                  | 8,652                       | 36,125                       |                       | 6                                     | 301                          |                       |
| <b>Other Molluscs</b>                   |                             |                              |                       |                                       |                              |                       |
| Other Molluscs, Live                    | 930                         | 9,080                        | 9.76                  |                                       |                              |                       |
| Other Molluscs, Chilled                 | 1,035                       | 48,007                       | 46.38                 | 355                                   | 20,909                       | 58.90                 |
| Other Molluscs, Frozen                  | 129                         | 524                          | 4.06                  |                                       |                              |                       |
| Other Molluscs, Processed Packed        | 978,336                     | 8,160,490                    | 8.34                  | 56,584                                | 454,083                      | 8.02                  |
| Total for Other Molluscs                | 980,430                     | 8,218,101                    |                       | 56,939                                | 474,992                      |                       |
| <b>Other Offal</b>                      |                             |                              |                       |                                       |                              |                       |
| Finfish, Processed Smoked, Dried, Salte | 114                         | 4,472                        | 39.23                 |                                       |                              |                       |
| Total for Other Offal                   | 114                         | 4,472                        |                       |                                       |                              |                       |
| <b>Other preparations</b>               |                             |                              |                       |                                       |                              |                       |
| Other, Processed Other                  | 3,200,382                   | 25,596,307                   | 8.00                  | 383,130                               | 2,988,565                    | 7.80                  |
| Total for Other preparations            | 3,200,382                   | 25,596,307                   |                       | 383,130                               | 2,988,565                    |                       |
| <b>Other salmonidea</b>                 |                             |                              |                       |                                       |                              |                       |
| Finfish, Frozen Other form              | 27,959                      | 255,161                      | 9.13                  | 1,341                                 | 15,009                       | 11.19                 |
| Finfish, Frozen Whole                   | 15                          | 1                            | 0.07                  |                                       |                              |                       |
| Total for Other salmonidea              | 27,974                      | 255,162                      |                       | 1,341                                 | 15,009                       |                       |
| <b>Other salted, in brine</b>           |                             |                              |                       |                                       |                              |                       |
| Other, Processed Salted or in Brine     | 70                          | 33,000                       | 471.43                | 70                                    | 33,000                       | 471.43                |
| Total for Other salted, in brine        | 70                          | 33,000                       |                       | 70                                    | 33,000                       |                       |
| <b>Other smoked fish</b>                |                             |                              |                       |                                       |                              |                       |
| Other, Processed Smoked                 | 1,999                       | 21,388                       | 10.70                 | 221                                   | 2,293                        | 10.38                 |

| <b>NETT</b>                              | <b>Jan 2012 -- Dec 2012</b> |                        |                       | <b>Month-to-Date: December - 2012</b> |                        |                       |
|--|-----------------------------|------------------------|-----------------------|---------------------------------------|------------------------|-----------------------|
|  | <b>Weight<br/>(kg)</b>      | <b>FOB*<br/>(\$NZ)</b> | <b>Value<br/>Unit</b> | <b>Weight<br/>(kg)</b>                | <b>FOB*<br/>(\$NZ)</b> | <b>Value<br/>Unit</b> |
| <b>Australia</b>                         |                             |                        |                       |                                       |                        |                       |
| Total for Other smoked fish              | 1,999                       | 21,388                 |                       | 221                                   | 2,293                  |                       |
| <b>Oysters, Dredge</b>                   |                             |                        |                       |                                       |                        |                       |
| Oysters, Chilled                         | 120                         | 2,234                  | 18.62                 |                                       |                        |                       |
| Oysters, Frozen                          | 16,828                      | 177,903                | 10.57                 |                                       |                        |                       |
| Total for Oysters, Dredge                | 16,948                      | 180,137                |                       |                                       |                        |                       |
| <b>Oysters, Pacific</b>                  |                             |                        |                       |                                       |                        |                       |
| Oysters, Chilled                         | 16,716                      | 217,176                | 12.99                 | 9,966                                 | 107,821                | 10.82                 |
| Oysters, Frozen                          | 689,053                     | 7,798,266              | 11.32                 | 45,238                                | 485,726                | 10.74                 |
| Total for Oysters, Pacific               | 705,769                     | 8,015,442              |                       | 55,204                                | 593,547                |                       |
| <b>Oysters, Rock</b>                     |                             |                        |                       |                                       |                        |                       |
| Oysters, Chilled                         | 980                         | 10,407                 | 10.62                 |                                       |                        |                       |
| Total for Oysters, Rock                  | 980                         | 10,407                 |                       |                                       |                        |                       |
| <b>Patagonian Toothfish</b>              |                             |                        |                       |                                       |                        |                       |
| Finfish, Frozen Headed and Guttled       | 263                         | 6,887                  | 26.19                 |                                       |                        |                       |
| Finfish, Frozen Other form               | 502                         | 16,110                 | 32.09                 |                                       |                        |                       |
| Total for Patagonian Toothfish           | 765                         | 22,997                 |                       |                                       |                        |                       |
| <b>Paua</b>                              |                             |                        |                       |                                       |                        |                       |
| Other Molluscs, Chilled                  | 2,011                       | 192,251                | 95.60                 | 283                                   | 29,854                 | 105.49                |
| Other Molluscs, Frozen                   | 11,929                      | 1,392,241              | 116.71                | 265                                   | 20,114                 | 75.90                 |
| Other Molluscs, Processed                | 47                          | 2,268                  | 48.26                 |                                       |                        |                       |
| Other Molluscs, Processed Smoked, Dri    | 53,151                      | 5,100,295              | 95.96                 | 5,883                                 | 592,440                | 100.70                |
| Total for Paua                           | 67,138                      | 6,687,055              |                       | 6,431                                 | 642,408                |                       |
| <b>Rays &amp; Skates</b>                 |                             |                        |                       |                                       |                        |                       |
| Finfish, Chilled Other form              | 41                          | 43                     | 1.05                  |                                       |                        |                       |
| Finfish, Chilled Whole                   | 74,456                      | 716,365                | 9.62                  | 432                                   | 4,093                  | 9.47                  |
| Total for Rays & Skates                  | 74,497                      | 716,408                |                       | 432                                   | 4,093                  |                       |
| <b>Rock Lobster</b>                      |                             |                        |                       |                                       |                        |                       |
| Rock Lobster, Chilled Live               | 1,031                       | 10,919                 | 10.59                 |                                       |                        |                       |
| Rock Lobster, Frozen Tails               | 21                          | 2,806                  | 133.62                |                                       |                        |                       |
| Rock Lobster, Frozen Whole               | 380                         | 20,802                 | 54.74                 |                                       |                        |                       |
| Total for Rock Lobster                   | 1,432                       | 34,527                 |                       |                                       |                        |                       |
| <b>Salmon</b>                            |                             |                        |                       |                                       |                        |                       |
| Finfish, Chilled Fillets                 | 24,211                      | 481,484                | 19.89                 | 3,399                                 | 70,503                 | 20.74                 |
| Finfish, Frozen Fillets                  | 39,593                      | 570,346                | 14.41                 | 9,263                                 | 164,702                | 17.78                 |
| Finfish, Processed Cans or Jars, Minced  | 310                         | 12,291                 | 39.65                 |                                       |                        |                       |
| Finfish, Processed Cans or Jars, Whole o | 540                         | 23,117                 | 42.81                 | 192                                   | 4,475                  | 23.31                 |
| Finfish, Processed Packed                | 28                          | 1,049                  | 37.46                 |                                       |                        |                       |
| Finfish, Processed Smoked                | 64,361                      | 2,005,329              | 31.16                 | 9,013                                 | 306,263                | 33.98                 |
| Total for Salmon                         | 129,043                     | 3,093,616              |                       | 21,867                                | 545,943                |                       |
| <b>Salmon, Pacific</b>                   |                             |                        |                       |                                       |                        |                       |

| <b>NETT</b>                                    | <b>Jan 2012 -- Dec 2012</b> |                              |                       | <b>Month-to-Date: December - 2012</b> |                              |                       |
|--|-----------------------------|------------------------------|-----------------------|---------------------------------------|------------------------------|-----------------------|
|  | <b>Weight<br/>(kg)</b>      | <b>FOB* Value<br/>(\$NZ)</b> | <b>Unit<br/>Value</b> | <b>Weight<br/>(kg)</b>                | <b>FOB* Value<br/>(\$NZ)</b> | <b>Unit<br/>Value</b> |
| <b>Australia</b>                               |                             |                              |                       |                                       |                              |                       |
| <i>Finfish, Chilled Headed and Guttred</i>     | 54,299                      | 600,057                      | 11.05                 | 6,200                                 | 62,156                       | 10.03                 |
| <i>Finfish, Chilled Other form</i>             | 40,583                      | 618,286                      | 15.24                 | 6,735                                 | 104,710                      | 15.55                 |
| <i>Finfish, Chilled Whole</i>                  | 523,188                     | 6,289,860                    | 12.02                 | 53,805                                | 719,903                      | 13.38                 |
| <i>Finfish, Frozen Headed and Guttred</i>      | 316                         | 2,660                        | 8.42                  | 72                                    | 782                          | 10.86                 |
| <i>Finfish, Frozen Other form</i>              | 9,366                       | 89,886                       | 9.60                  | 2,189                                 | 35,002                       | 15.99                 |
| <i>Finfish, Frozen Whole</i>                   | 547                         | 5,585                        | 10.21                 |                                       |                              |                       |
| <b>Total for Salmon, Pacific</b>               | <b>628,299</b>              | <b>7,606,334</b>             |                       | <b>69,001</b>                         | <b>922,553</b>               |                       |
| <b>Salmonidae</b>                              |                             |                              |                       |                                       |                              |                       |
| <i>Finfish, Chilled Other form</i>             | 12,729                      | 153,758                      | 12.08                 | 511                                   | 5,682                        | 11.12                 |
| <b>Total for Salmonidae</b>                    | <b>12,729</b>               | <b>153,758</b>               |                       | <b>511</b>                            | <b>5,682</b>                 |                       |
| <b>Scallops</b>                                |                             |                              |                       |                                       |                              |                       |
| <i>Other Molluscs, Chilled</i>                 | 120                         | 10,963                       | 91.36                 |                                       |                              |                       |
| <i>Other Molluscs, Frozen</i>                  | 510                         | 21,218                       | 41.60                 | 180                                   | 9,115                        | 50.64                 |
| <i>Other Molluscs, Processed</i>               | 4,456                       | 47,517                       | 10.66                 |                                       |                              |                       |
| <i>Other Molluscs, Smoked, Dried, Salted</i>   | 5                           | 44                           | 8.80                  |                                       |                              |                       |
| <b>Total for Scallops</b>                      | <b>5,091</b>                | <b>79,742</b>                |                       | <b>180</b>                            | <b>9,115</b>                 |                       |
| <b>School shark</b>                            |                             |                              |                       |                                       |                              |                       |
| <i>Finfish, Frozen Fillets</i>                 | 412,380                     | 4,770,143                    | 11.57                 | 48,505                                | 567,980                      | 11.71                 |
| <i>Finfish, Frozen Headed and Guttred</i>      | 221                         | 1,766                        | 7.99                  |                                       |                              |                       |
| <i>Finfish, Frozen Other form</i>              | 1,525                       | 62,287                       | 40.84                 | 399                                   | 15,219                       | 38.14                 |
| <i>Finfish, Frozen Whole</i>                   | 1,088                       | 10,049                       | 9.24                  |                                       |                              |                       |
| <b>Total for School shark</b>                  | <b>415,214</b>              | <b>4,844,245</b>             |                       | <b>48,904</b>                         | <b>583,199</b>               |                       |
| <b>Sea Bass</b>                                |                             |                              |                       |                                       |                              |                       |
| <i>Finfish, Chilled Headed and Guttred</i>     | 369                         | 3,497                        | 9.48                  | 369                                   | 3,497                        | 9.48                  |
| <i>Finfish, Chilled Whole</i>                  | 190                         | 1,984                        | 10.44                 |                                       |                              |                       |
| <b>Total for Sea Bass</b>                      | <b>559</b>                  | <b>5,481</b>                 |                       | <b>369</b>                            | <b>3,497</b>                 |                       |
| <b>Sea Bream, Other</b>                        |                             |                              |                       |                                       |                              |                       |
| <i>Finfish, Chilled Other form</i>             | 134                         | 1,283                        | 9.57                  |                                       |                              |                       |
| <i>Finfish, Chilled Whole</i>                  | 11                          | 97                           | 8.82                  |                                       |                              |                       |
| <b>Total for Sea Bream, Other</b>              | <b>145</b>                  | <b>1,380</b>                 |                       |                                       |                              |                       |
| <b>Sea Perch</b>                               |                             |                              |                       |                                       |                              |                       |
| <i>Finfish, Frozen Whole</i>                   | 8,410                       | 28,607                       | 3.40                  | 2,230                                 | 8,075                        | 3.62                  |
| <b>Total for Sea Perch</b>                     | <b>8,410</b>                | <b>28,607</b>                |                       | <b>2,230</b>                          | <b>8,075</b>                 |                       |
| <b>Sea Urchin/Kina</b>                         |                             |                              |                       |                                       |                              |                       |
| <i>Other, Chilled</i>                          | 7,018                       | 616,987                      | 87.91                 | 724                                   | 70,445                       | 97.30                 |
| <i>Other, Frozen</i>                           | 2,987                       | 162,747                      | 54.49                 |                                       |                              |                       |
| <b>Total for Sea Urchin/Kina</b>               | <b>10,005</b>               | <b>779,734</b>               |                       | <b>724</b>                            | <b>70,445</b>                |                       |
| <b>Shark Fins</b>                              |                             |                              |                       |                                       |                              |                       |
| <i>Finfish, Processed Smoked, Dried, Salte</i> | 372                         | 87,238                       | 234.51                |                                       |                              |                       |
| <b>Total for Shark Fins</b>                    | <b>372</b>                  | <b>87,238</b>                |                       |                                       |                              |                       |

| <b>NETT</b>                                | <b>Jan 2012 -- Dec 2012</b> |                              |                       | <b>Month-to-Date: December - 2012</b> |                              |                       |
|--|-----------------------------|------------------------------|-----------------------|---------------------------------------|------------------------------|-----------------------|
|  | <b>Weight<br/>(kg)</b>      | <b>FOB* Value<br/>(\$NZ)</b> | <b>Unit<br/>Value</b> | <b>Weight<br/>(kg)</b>                | <b>FOB* Value<br/>(\$NZ)</b> | <b>Unit<br/>Value</b> |
| <b>Australia</b>                           |                             |                              |                       |                                       |                              |                       |
| <b>Shrimps &amp; Prawns</b>                |                             |                              |                       |                                       |                              |                       |
| <i>Other Crustacea, Processed</i>          | 100                         | 1,550                        | 15.50                 |                                       |                              |                       |
| <b>Total for Shrimps &amp; Prawns</b>      | <b>100</b>                  | <b>1,550</b>                 |                       |                                       |                              |                       |
| <b>Shrimps &amp; Prawns cold-water</b>     |                             |                              |                       |                                       |                              |                       |
| <i>Other Crustacea, Frozen</i>             | 63,940                      | 2,119,373                    | 33.15                 | 5,214                                 | 183,446                      | 35.18                 |
| <b>Total for Shrimps &amp; Prawns col</b>  | <b>63,940</b>               | <b>2,119,373</b>             |                       | <b>5,214</b>                          | <b>183,446</b>               |                       |
| <b>Shrimps &amp; Prawns other</b>          |                             |                              |                       |                                       |                              |                       |
| <i>Other Crustacea, Frozen</i>             | 400                         | 11,570                       | 28.93                 |                                       |                              |                       |
| <b>Total for Shrimps &amp; Prawns oth</b>  | <b>400</b>                  | <b>11,570</b>                |                       |                                       |                              |                       |
| <b>Snapper</b>                             |                             |                              |                       |                                       |                              |                       |
| <i>Finfish, Chilled Fillets</i>            | 14,258                      | 319,124                      | 22.38                 | 1,355                                 | 29,609                       | 21.85                 |
| <i>Finfish, Chilled Headed and Guttled</i> | 2,752                       | 37,357                       | 13.57                 | 100                                   | 1,151                        | 11.51                 |
| <i>Finfish, Chilled Other form</i>         | 18,402                      | 202,344                      | 11.00                 | 1,438                                 | 14,865                       | 10.34                 |
| <i>Finfish, Chilled Whole</i>              | 2,485,329                   | 25,872,349                   | 10.41                 | 257,012                               | 2,714,165                    | 10.56                 |
| <i>Finfish, Frozen Fillets</i>             | 20                          | 913                          | 45.65                 |                                       |                              |                       |
| <i>Finfish, Frozen Other form</i>          | 19,298                      | 108,415                      | 5.62                  |                                       |                              |                       |
| <i>Finfish, Frozen Whole</i>               | 6,216                       | 63,132                       | 10.16                 | 1,270                                 | 11,601                       | 9.13                  |
| <b>Total for Snapper</b>                   | <b>2,546,275</b>            | <b>26,603,634</b>            |                       | <b>261,175</b>                        | <b>2,771,391</b>             |                       |
| <b>Sole</b>                                |                             |                              |                       |                                       |                              |                       |
| <i>Finfish, Chilled Headed and Guttled</i> | 224                         | 1,899                        | 8.48                  |                                       |                              |                       |
| <i>Finfish, Chilled Whole</i>              | 2,286                       | 20,453                       | 8.95                  | 298                                   | 2,580                        | 8.66                  |
| <i>Finfish, Frozen Other form</i>          | 15,700                      | 98,307                       | 6.26                  |                                       |                              |                       |
| <b>Total for Sole</b>                      | <b>18,210</b>               | <b>120,659</b>               |                       | <b>298</b>                            | <b>2,580</b>                 |                       |
| <b>Sole, Lemon</b>                         |                             |                              |                       |                                       |                              |                       |
| <i>Finfish, Chilled Fillets</i>            | 1,828                       | 18,472                       | 10.11                 | 230                                   | 3,235                        | 14.07                 |
| <i>Finfish, Chilled Headed and Guttled</i> | 812                         | 10,699                       | 13.18                 | 120                                   | 1,258                        | 10.48                 |
| <i>Finfish, Chilled Other form</i>         | 429                         | 1,837                        | 4.28                  |                                       |                              |                       |
| <i>Finfish, Chilled Whole</i>              | 115                         | 1,212                        | 10.54                 |                                       |                              |                       |
| <i>Finfish, Frozen Fillets</i>             | 365                         | 5,561                        | 15.24                 |                                       |                              |                       |
| <i>Finfish, Frozen Other form</i>          | 103,170                     | 642,934                      | 6.23                  | 900                                   | 5,757                        | 6.40                  |
| <i>Finfish, Frozen Whole</i>               | 74,719                      | 443,684                      | 5.94                  | 3,510                                 | 20,048                       | 5.71                  |
| <b>Total for Sole, Lemon</b>               | <b>181,438</b>              | <b>1,124,399</b>             |                       | <b>4,760</b>                          | <b>30,298</b>                |                       |
| <b>Sole, New Zealand</b>                   |                             |                              |                       |                                       |                              |                       |
| <i>Finfish, Chilled Fillets</i>            | 964                         | 8,258                        | 8.57                  |                                       |                              |                       |
| <i>Finfish, Chilled Other form</i>         | 642                         | 5,652                        | 8.80                  | 57                                    | 508                          | 8.91                  |
| <i>Finfish, Chilled Whole</i>              | 7,457                       | 42,798                       | 5.74                  | 1,540                                 | 7,551                        | 4.90                  |
| <i>Finfish, Frozen Other form</i>          | 21,520                      | 128,895                      | 5.99                  | 1,690                                 | 10,707                       | 6.34                  |
| <i>Finfish, Frozen Whole</i>               | 65,720                      | 378,212                      | 5.75                  | 1,300                                 | 7,928                        | 6.10                  |
| <b>Total for Sole, New Zealand</b>         | <b>96,303</b>               | <b>563,815</b>               |                       | <b>4,587</b>                          | <b>26,694</b>                |                       |
| <b>Southern Blue Whiting</b>               |                             |                              |                       |                                       |                              |                       |
| <i>Finfish, Frozen Fillets</i>             | 71,757                      | 412,262                      | 5.75                  | 2,100                                 | 10,970                       | 5.22                  |

| <b>NETT</b> | <b>Jan 2012 -- Dec 2012</b> |                        |                                 | <b>Month-to-Date: December - 2012</b> |                        |                                 |
|-------------|-----------------------------|------------------------|---------------------------------|---------------------------------------|------------------------|---------------------------------|
|             | <b>Weight<br/>(kg)</b>      | <b>FOB*<br/>(\$NZ)</b> | <b>Value<br/>Unit<br/>Value</b> | <b>Weight<br/>(kg)</b>                | <b>FOB*<br/>(\$NZ)</b> | <b>Value<br/>Unit<br/>Value</b> |

## Australia

|                                 |        |         |  |       |        |  |
|---------------------------------|--------|---------|--|-------|--------|--|
| Total for Southern Blue Whiting | 71,757 | 412,262 |  | 2,100 | 10,970 |  |
|---------------------------------|--------|---------|--|-------|--------|--|

## Spiny Dogfish

|                                |              |              |      |            |              |       |
|--------------------------------|--------------|--------------|------|------------|--------------|-------|
| Finfish, Frozen Other form     | 1,002        | 6,209        | 6.20 | 100        | 1,607        | 16.07 |
| <b>Total for Spiny Dogfish</b> | <b>1,002</b> | <b>6,209</b> |      | <b>100</b> | <b>1,607</b> |       |

## Spotted Dogfish ( Rig )

|  |                |                  |       |               |                |       |
|--|----------------|------------------|-------|---------------|----------------|-------|
| Finfish, Chilled Fillets                 | 2,904          | 41,409           | 14.26 | 494           | 6,357          | 12.87 |
| Finfish, Frozen Fillets                  | 289,640        | 4,371,811        | 15.09 | 52,380        | 774,209        | 14.78 |
| Finfish, Frozen Other form               | 21,916         | 253,659          | 11.57 | 785           | 10,889         | 13.87 |
| <b>Total for Spotted Dogfish ( Rig )</b> | <b>314,460</b> | <b>4,666,879</b> |       | <b>53,659</b> | <b>791,455</b> |       |

## Squid

|                                  |                  |                  |       |               |                |      |
|----------------------------------|------------------|------------------|-------|---------------|----------------|------|
| Squid, Chilled Whole/HG          | 146              | 1,877            | 12.86 |               |                |      |
| Squid, Frozen HG                 | 210,285          | 1,055,755        | 5.02  | 18,480        | 85,652         | 4.63 |
| Squid, Frozen Other Form         | 114,258          | 726,428          | 6.36  |               |                |      |
| Squid, Frozen Tubes/Steaks       | 526,833          | 4,774,740        | 9.06  | 33,974        | 271,536        | 7.99 |
| Squid, Frozen Whole              | 423,188          | 1,374,013        | 3.25  | 20,697        | 66,137         | 3.20 |
| Squid, Frz Heads&Tentacles       | 61,327           | 323,807          | 5.28  | 8,630         | 43,017         | 4.98 |
| Squid, Dried, Salted or in Brine | 166,693          | 973,109          | 5.84  |               |                |      |
| Squid, Processed Packed          | 101,920          | 615,787          | 6.04  | 5,560         | 33,811         | 6.08 |
| <b>Total for Squid</b>           | <b>1,604,650</b> | <b>9,845,516</b> |       | <b>87,341</b> | <b>500,153</b> |      |

## Swordfish

|                                     |               |                |       |              |               |       |
|-------------------------------------|---------------|----------------|-------|--------------|---------------|-------|
| Finfish, Chilled Fillets            | 648           | 8,576          | 13.23 |              |               |       |
| Finfish, Chilled Headed and Guttred | 78,889        | 856,286        | 10.85 | 3,078        | 37,015        | 12.03 |
| Finfish, Chilled Other form         | 4,865         | 44,440         | 9.13  | 103          | 1,513         | 14.69 |
| Finfish, Chilled Whole              | 657           | 6,373          | 9.70  |              |               |       |
| <b>Total for Swordfish</b>          | <b>85,059</b> | <b>915,675</b> |       | <b>3,181</b> | <b>38,528</b> |       |

## Tarakihi

|                                     |                |                  |       |              |               |       |
|-------------------------------------|----------------|------------------|-------|--------------|---------------|-------|
| Finfish, Chilled Fillets            | 92,360         | 1,157,053        | 12.53 | 4,047        | 48,059        | 11.88 |
| Finfish, Chilled Headed and Guttred | 80             | 680              | 8.50  |              |               |       |
| Finfish, Chilled Other form         | 1,158          | 10,136           | 8.75  | 67           | 582           | 8.69  |
| Finfish, Chilled Whole              | 3,433          | 24,617           | 7.17  | 131          | 924           | 7.05  |
| Finfish, Frozen Fillets             | 8,775          | 56,214           | 6.41  | 575          | 7,484         | 13.02 |
| Finfish, Frozen Whole               | 5,110          | 13,515           | 2.64  |              |               |       |
| <b>Total for Tarakihi</b>           | <b>110,916</b> | <b>1,262,215</b> |       | <b>4,820</b> | <b>57,049</b> |       |

## Tilapias

|                           |              |               |       |           |            |       |
|---------------------------|--------------|---------------|-------|-----------|------------|-------|
| Finfish, Chilled Fillets  | 1,894        | 34,980        | 18.47 | 32        | 498        | 15.56 |
| <b>Total for Tilapias</b> | <b>1,894</b> | <b>34,980</b> |       | <b>32</b> | <b>498</b> |       |

## Trevally

|                                     |        |         |       |       |        |      |
|-------------------------------------|--------|---------|-------|-------|--------|------|
| Finfish, Chilled Fillets            | 3,248  | 43,327  | 13.34 |       |        |      |
| Finfish, Chilled Headed and Guttred | 1,636  | 20,070  | 12.27 | 164   | 1,311  | 7.99 |
| Finfish, Chilled Other form         | 7,276  | 45,179  | 6.21  | 2,331 | 9,246  | 3.97 |
| Finfish, Chilled Whole              | 29,246 | 192,948 | 6.60  | 3,297 | 24,391 | 7.40 |
| Finfish, Frozen Fillets             | 6,430  | 16,990  | 2.64  |       |        |      |



| <b>NETT</b>                                     | <b>Jan 2012 -- Dec 2012</b> |                        |                                 | <b>Month-to-Date: December - 2012</b> |                        |                                 |
|---|-----------------------------|------------------------|---------------------------------|---------------------------------------|------------------------|---------------------------------|
|   | <b>Weight<br/>(kg)</b>      | <b>FOB*<br/>(\$NZ)</b> | <b>Value<br/>Unit<br/>Value</b> | <b>Weight<br/>(kg)</b>                | <b>FOB*<br/>(\$NZ)</b> | <b>Value<br/>Unit<br/>Value</b> |
| <b>Australia</b>                                |                             |                        |                                 |                                       |                        |                                 |
| <i>Finfish, Frozen Headed and Guttled</i>       | 275                         | 18,220                 | 66.25                           |                                       |                        |                                 |
| <i>Finfish, Frozen Whole</i>                    | 9,160                       | 23,531                 | 2.57                            | 6,660                                 | 16,725                 | 2.51                            |
| <b>Total for Trevally</b>                       | <b>57,271</b>               | <b>360,265</b>         |                                 | <b>12,452</b>                         | <b>51,673</b>          |                                 |
| <b>Tuatua</b>                                   |                             |                        |                                 |                                       |                        |                                 |
| <i>Other Molluscs, Chilled</i>                  | 832                         | 7,636                  | 9.18                            | 102                                   | 922                    | 9.04                            |
| <i>Other Molluscs, Frozen</i>                   | 20                          | 26                     | 1.30                            |                                       |                        |                                 |
| <b>Total for Tuatua</b>                         | <b>852</b>                  | <b>7,662</b>           |                                 | <b>102</b>                            | <b>922</b>             |                                 |
| <b>Tuna, Albacore/Longfinned</b>                |                             |                        |                                 |                                       |                        |                                 |
| <i>Finfish, Chilled Other form</i>              | 2,773                       | 16,602                 | 5.99                            |                                       |                        |                                 |
| <b>Total for Tuna, Albacore/Longfi</b>          | <b>2,773</b>                | <b>16,602</b>          |                                 |                                       |                        |                                 |
| <b>Tuna, Atlantic Bluefin</b>                   |                             |                        |                                 |                                       |                        |                                 |
| <i>Finfish, Chilled Whole</i>                   | 127                         | 1,114                  | 8.77                            |                                       |                        |                                 |
| <b>Total for Tuna, Atlantic Bluefin</b>         | <b>127</b>                  | <b>1,114</b>           |                                 |                                       |                        |                                 |
| <b>Tuna, Bigeye</b>                             |                             |                        |                                 |                                       |                        |                                 |
| <i>Finfish, Chilled Other form</i>              | 2,789                       | 38,610                 | 13.84                           | 216                                   | 1,880                  | 8.70                            |
| <i>Finfish, Chilled Whole</i>                   | 5,026                       | 77,875                 | 15.49                           | 158                                   | 3,727                  | 23.59                           |
| <b>Total for Tuna, Bigeye</b>                   | <b>7,815</b>                | <b>116,485</b>         |                                 | <b>374</b>                            | <b>5,607</b>           |                                 |
| <b>Tuna, Other</b>                              |                             |                        |                                 |                                       |                        |                                 |
| <i>Finfish, Chilled Headed and Guttled</i>      | 51,486                      | 464,562                | 9.02                            | 2,579                                 | 23,179                 | 8.99                            |
| <b>Total for Tuna, Other</b>                    | <b>51,486</b>               | <b>464,562</b>         |                                 | <b>2,579</b>                          | <b>23,179</b>          |                                 |
| <b>Tuna, Pacific Bluefin</b>                    |                             |                        |                                 |                                       |                        |                                 |
| <i>Finfish, Chilled Headed and Guttled</i>      | 565                         | 5,111                  | 9.05                            |                                       |                        |                                 |
| <i>Finfish, Chilled Other form</i>              | 261                         | 2,301                  | 8.82                            |                                       |                        |                                 |
| <b>Total for Tuna, Pacific Bluefin</b>          | <b>826</b>                  | <b>7,412</b>           |                                 |                                       |                        |                                 |
| <b>Tuna, Southern Bluefin</b>                   |                             |                        |                                 |                                       |                        |                                 |
| <i>Finfish, Chilled Whole</i>                   | 3,592                       | 57,840                 | 16.10                           |                                       |                        |                                 |
| <b>Total for Tuna, Southern Bluefin</b>         | <b>3,592</b>                | <b>57,840</b>          |                                 |                                       |                        |                                 |
| <b>Tuna, Yellowfin</b>                          |                             |                        |                                 |                                       |                        |                                 |
| <i>Finfish, Chilled Other form</i>              | 1,106                       | 6,501                  | 5.88                            |                                       |                        |                                 |
| <b>Total for Tuna, Yellowfin</b>                | <b>1,106</b>                | <b>6,501</b>           |                                 |                                       |                        |                                 |
| <b>Tunas &amp; Atlantic Bonito</b>              |                             |                        |                                 |                                       |                        |                                 |
| <i>Finfish, Processed Cans or Jars, Whole o</i> | 759                         | 7,595                  | 10.01                           |                                       |                        |                                 |
| <b>Total for Tunas &amp; Atlantic Bonit</b>     | <b>759</b>                  | <b>7,595</b>           |                                 |                                       |                        |                                 |
| <b>Turbots</b>                                  |                             |                        |                                 |                                       |                        |                                 |
| <i>Finfish, Chilled Other form</i>              | 4,475                       | 36,624                 | 8.18                            | 183                                   | 1,538                  | 8.40                            |
| <i>Finfish, Chilled Whole</i>                   | 539                         | 4,209                  | 7.81                            |                                       |                        |                                 |
| <i>Finfish, Frozen Whole</i>                    | 1,880                       | 10,272                 | 5.46                            |                                       |                        |                                 |
| <b>Total for Turbots</b>                        | <b>6,894</b>                | <b>51,105</b>          |                                 | <b>183</b>                            | <b>1,538</b>           |                                 |

| <i>NETT</i>                     | <i>Jan 2012 -- Dec 2012</i> |                              |                       | <i>Month-to-Date: December - 2012</i> |                              |                       |
|---------------------------------|-----------------------------|------------------------------|-----------------------|---------------------------------------|------------------------------|-----------------------|
|                                 | <i>Weight<br/>(kg)</i>      | <i>FOB* Value<br/>(\$NZ)</i> | <i>Unit<br/>Value</i> | <i>Weight<br/>(kg)</i>                | <i>FOB* Value<br/>(\$NZ)</i> | <i>Unit<br/>Value</i> |
| <b>Australia</b>                |                             |                              |                       |                                       |                              |                       |
| <b>Warehou, Blue</b>            |                             |                              |                       |                                       |                              |                       |
| <i>Finfish, Chilled Fillets</i> | 17,252                      | 155,757                      | 9.03                  | 2,207                                 | 17,656                       | 8.00                  |
| <i>Finfish, Frozen Fillets</i>  | 1,010                       | 11,161                       | 11.05                 |                                       |                              |                       |
| <b>Total for Warehou, Blue</b>  | <b>18,262</b>               | <b>166,918</b>               |                       | <b>2,207</b>                          | <b>17,656</b>                |                       |
| <b>Whitebait</b>                |                             |                              |                       |                                       |                              |                       |
| <i>Finfish, Chilled Whole</i>   | 80                          | 7,079                        | 88.49                 |                                       |                              |                       |
| <i>Finfish, Frozen Whole</i>    | 331                         | 42,487                       | 128.36                |                                       |                              |                       |
| <b>Total for Whitebait</b>      | <b>411</b>                  | <b>49,566</b>                |                       |                                       |                              |                       |
| <b>Total for Australia</b>      | <b>38,458,998</b>           | <b>282,676,098</b>           |                       | <b>3,286,148</b>                      | <b>25,182,433</b>            |                       |

| <i>NETT</i>               | <i>Jan 2012 -- Dec 2012</i> |                              |                       | <i>Month-to-Date: December - 2012</i> |                              |                       |
|---------------------------|-----------------------------|------------------------------|-----------------------|---------------------------------------|------------------------------|-----------------------|
|                           | <i>Weight<br/>(kg)</i>      | <i>FOB* Value<br/>(\$NZ)</i> | <i>Unit<br/>Value</i> | <i>Weight<br/>(kg)</i>                | <i>FOB* Value<br/>(\$NZ)</i> | <i>Unit<br/>Value</i> |
| <b>Austria</b>            |                             |                              |                       |                                       |                              |                       |
| <b>Mussels</b>            |                             |                              |                       |                                       |                              |                       |
| <i>Mussels, HS Frozen</i> | 74,090                      | 392,524                      | 5.30                  | 18,500                                | 93,191                       | 5.04                  |
| <b>Total for Mussels</b>  | <b>74,090</b>               | <b>392,524</b>               |                       | <b>18,500</b>                         | <b>93,191</b>                |                       |
| <b>Total for Austria</b>  | <b>74,090</b>               | <b>392,524</b>               |                       | <b>18,500</b>                         | <b>93,191</b>                |                       |

| <i>NETT</i>                  | <i>Jan 2012 -- Dec 2012</i> |                              |                       | <i>Month-to-Date: December - 2012</i> |                              |                       |
|------------------------------|-----------------------------|------------------------------|-----------------------|---------------------------------------|------------------------------|-----------------------|
|                              | <i>Weight<br/>(kg)</i>      | <i>FOB* Value<br/>(\$NZ)</i> | <i>Unit<br/>Value</i> | <i>Weight<br/>(kg)</i>                | <i>FOB* Value<br/>(\$NZ)</i> | <i>Unit<br/>Value</i> |
| <b>Barbados</b>              |                             |                              |                       |                                       |                              |                       |
| <b>Mussels</b>               |                             |                              |                       |                                       |                              |                       |
| <i>Mussels, Whole Frozen</i> | 300                         | 1,554                        | 5.18                  |                                       |                              |                       |
| <b>Total for Mussels</b>     | 300                         | 1,554                        |                       |                                       |                              |                       |
| <b>Total for Barbados</b>    | 300                         | 1,554                        |                       |                                       |                              |                       |

| <i>NETT</i>                               | <i>Jan 2012 -- Dec 2012</i> |                              |                       | <i>Month-to-Date: December - 2012</i> |                              |                       |
|---|-----------------------------|------------------------------|-----------------------|---------------------------------------|------------------------------|-----------------------|
|   | <i>Weight<br/>(kg)</i>      | <i>FOB* Value<br/>(\$NZ)</i> | <i>Unit<br/>Value</i> | <i>Weight<br/>(kg)</i>                | <i>FOB* Value<br/>(\$NZ)</i> | <i>Unit<br/>Value</i> |
| <b>Belarus</b>                            |                             |                              |                       |                                       |                              |                       |
| <b>Ghostshark</b>                         |                             |                              |                       |                                       |                              |                       |
| <i>Finfish, Frozen Other form</i>         | 39,693                      | 122,823                      | 3.09                  |                                       |                              |                       |
| <b>Total for Ghostshark</b>               | <b>39,693</b>               | <b>122,823</b>               |                       |                                       |                              |                       |
| <b>Mackerel, Jack</b>                     |                             |                              |                       |                                       |                              |                       |
| <i>Finfish, Frozen Other form</i>         | 29,560                      | 68,875                       | 2.33                  |                                       |                              |                       |
| <b>Total for Mackerel, Jack</b>           | <b>29,560</b>               | <b>68,875</b>                |                       |                                       |                              |                       |
| <b>Other frozen finfish</b>               |                             |                              |                       |                                       |                              |                       |
| <i>Finfish, Frozen Other form</i>         | 1,224                       | 2,551                        | 2.08                  |                                       |                              |                       |
| <b>Total for Other frozen finfish</b>     | <b>1,224</b>                | <b>2,551</b>                 |                       |                                       |                              |                       |
| <b>Southern Blue Whiting</b>              |                             |                              |                       |                                       |                              |                       |
| <i>Finfish, Frozen Headed and Guttled</i> | 20,700                      | 38,506                       | 1.86                  |                                       |                              |                       |
| <b>Total for Southern Blue Whiting</b>    | <b>20,700</b>               | <b>38,506</b>                |                       |                                       |                              |                       |
| <b>Total for Belarus</b>                  | <b>91,177</b>               | <b>232,755</b>               |                       |                                       |                              |                       |

| <b>NETT</b>                                    | <b>Jan 2012 -- Dec 2012</b> |                              |                       | <b>Month-to-Date: December - 2012</b> |                              |                       |
|--|-----------------------------|------------------------------|-----------------------|---------------------------------------|------------------------------|-----------------------|
|  | <b>Weight<br/>(kg)</b>      | <b>FOB* Value<br/>(\$NZ)</b> | <b>Unit<br/>Value</b> | <b>Weight<br/>(kg)</b>                | <b>FOB* Value<br/>(\$NZ)</b> | <b>Unit<br/>Value</b> |
| <b>Belgium</b>                                 |                             |                              |                       |                                       |                              |                       |
| <b>Eels</b>                                    |                             |                              |                       |                                       |                              |                       |
| <i>Finfish, Chilled Live</i>                   | 7,800                       | 97,305                       | 12.48                 |                                       |                              |                       |
| <i>Finfish, Chilled Other form</i>             | 6,250                       | 96,245                       | 15.40                 |                                       |                              |                       |
| <i>Finfish, Frozen Other form</i>              | 121,310                     | 1,776,453                    | 14.64                 | 15,552                                | 233,345                      | 15.00                 |
| <b>Total for Eels</b>                          | <b>135,360</b>              | <b>1,970,003</b>             |                       | <b>15,552</b>                         | <b>233,345</b>               |                       |
| <b>Finfish, minced blocks</b>                  |                             |                              |                       |                                       |                              |                       |
| <i>Finfish, Frozen Other form</i>              | 4,050                       | 11,379                       | 2.81                  | 4,050                                 | 11,379                       | 2.81                  |
| <b>Total for Finfish, minced blocks</b>        | <b>4,050</b>                | <b>11,379</b>                |                       | <b>4,050</b>                          | <b>11,379</b>                |                       |
| <b>Fish Flours,meals,pellets</b>               |                             |                              |                       |                                       |                              |                       |
| <i>Finfish, Processed Flours,meals,pellets</i> | 2,150                       | 69,917                       | 32.52                 |                                       |                              |                       |
| <b>Total for Fish Flours,meals,pelle</b>       | <b>2,150</b>                | <b>69,917</b>                |                       |                                       |                              |                       |
| <b>Fish meal fit for human</b>                 |                             |                              |                       |                                       |                              |                       |
| <i>Finfish, Processed Other</i>                | 4,000                       | 116,631                      | 29.16                 |                                       |                              |                       |
| <b>Total for Fish meal fit for human</b>       | <b>4,000</b>                | <b>116,631</b>               |                       |                                       |                              |                       |
| <b>Hoki</b>                                    |                             |                              |                       |                                       |                              |                       |
| <i>Finfish, Frozen Fillet Blocks</i>           | 92,273                      | 356,479                      | 3.86                  | 16,200                                | 70,585                       | 4.36                  |
| <i>Finfish, Frozen Fillets</i>                 | 20                          | 89                           | 4.45                  | 20                                    | 89                           | 4.45                  |
| <i>Finfish, Frozen Other form</i>              | 5                           | 8                            | 1.60                  | 5                                     | 8                            | 1.60                  |
| <b>Total for Hoki</b>                          | <b>92,298</b>               | <b>356,576</b>               |                       | <b>16,225</b>                         | <b>70,682</b>                |                       |
| <b>Monkfish (Stargazer)</b>                    |                             |                              |                       |                                       |                              |                       |
| <i>Finfish, Frozen Fillets</i>                 | 24,450                      | 232,433                      | 9.51                  |                                       |                              |                       |
| <b>Total for Monkfish (Stargazer)</b>          | <b>24,450</b>               | <b>232,433</b>               |                       |                                       |                              |                       |
| <b>Mussels</b>                                 |                             |                              |                       |                                       |                              |                       |
| <i>Mussels, Freeze-dried pwd</i>               | 5,000                       | 169,787                      | 33.96                 |                                       |                              |                       |
| <i>Mussels, HS Frozen</i>                      | 216,658                     | 1,175,084                    | 5.42                  | 80,004                                | 417,390                      | 5.22                  |
| <b>Total for Mussels</b>                       | <b>221,658</b>              | <b>1,344,871</b>             |                       | <b>80,004</b>                         | <b>417,390</b>               |                       |
| <b>Oreo Dory, Smooth</b>                       |                             |                              |                       |                                       |                              |                       |
| <i>Finfish, Frozen Fillets</i>                 | 20,080                      | 157,372                      | 7.84                  |                                       |                              |                       |
| <b>Total for Oreo Dory, Smooth</b>             | <b>20,080</b>               | <b>157,372</b>               |                       |                                       |                              |                       |
| <b>Other Molluscs</b>                          |                             |                              |                       |                                       |                              |                       |
| <i>Other Molluscs, Smoked, Dried, Salted</i>   | 3,175                       | 129,970                      | 40.94                 |                                       |                              |                       |
| <b>Total for Other Molluscs</b>                | <b>3,175</b>                | <b>129,970</b>               |                       |                                       |                              |                       |
| <b>Rock Lobster</b>                            |                             |                              |                       |                                       |                              |                       |
| <i>Rock Lobster, Frozen Whole</i>              | 1,020                       | 34,570                       | 33.89                 |                                       |                              |                       |
| <b>Total for Rock Lobster</b>                  | <b>1,020</b>                | <b>34,570</b>                |                       |                                       |                              |                       |
| <b>Shrimps &amp; Prawns cold-water</b>         |                             |                              |                       |                                       |                              |                       |
| <i>Other Crustacea, Frozen</i>                 | 17,310                      | 616,580                      | 35.62                 |                                       |                              |                       |
| <b>Total for Shrimps &amp; Prawns col</b>      | <b>17,310</b>               | <b>616,580</b>               |                       |                                       |                              |                       |

| <i>NETT</i>       | <i>Jan 2012 -- Dec 2012</i> |                              |                       | <i>Month-to-Date: December - 2012</i> |                              |                       |
|-------------------|-----------------------------|------------------------------|-----------------------|---------------------------------------|------------------------------|-----------------------|
|                   | <i>Weight<br/>(kg)</i>      | <i>FOB* Value<br/>(\$NZ)</i> | <i>Unit<br/>Value</i> | <i>Weight<br/>(kg)</i>                | <i>FOB* Value<br/>(\$NZ)</i> | <i>Unit<br/>Value</i> |
| <b>Belgium</b>    |                             |                              |                       |                                       |                              |                       |
| Total for Belgium | 525,551                     | 5,040,302                    |                       | 115,831                               | 732,796                      |                       |

| <i>NETT</i>                           | <i>Jan 2012 -- Dec 2012</i> |                              |                       | <i>Month-to-Date: December - 2012</i> |                              |                       |
|---------------------------------------|-----------------------------|------------------------------|-----------------------|---------------------------------------|------------------------------|-----------------------|
|                                       | <i>Weight<br/>(kg)</i>      | <i>FOB* Value<br/>(\$NZ)</i> | <i>Unit<br/>Value</i> | <i>Weight<br/>(kg)</i>                | <i>FOB* Value<br/>(\$NZ)</i> | <i>Unit<br/>Value</i> |
| <b>Benin</b>                          |                             |                              |                       |                                       |                              |                       |
| <b>Mackerel, Jack</b>                 |                             |                              |                       |                                       |                              |                       |
| <i>Finfish, Frozen Whole</i>          | 727,800                     | 1,320,048                    | 1.81                  | 81,000                                | 131,389                      | 1.62                  |
| <b>Total for Mackerel, Jack</b>       | <b>727,800</b>              | <b>1,320,048</b>             |                       | <b>81,000</b>                         | <b>131,389</b>               |                       |
| <b>Other frozen finfish</b>           |                             |                              |                       |                                       |                              |                       |
| <i>Finfish, Frozen Whole</i>          | 15,360                      | 21,984                       | 1.43                  |                                       |                              |                       |
| <b>Total for Other frozen finfish</b> | <b>15,360</b>               | <b>21,984</b>                |                       |                                       |                              |                       |
| <b>Total for Benin</b>                | <b>743,160</b>              | <b>1,342,032</b>             |                       | <b>81,000</b>                         | <b>131,389</b>               |                       |



| <i>NETT</i>                               | <i>Jan 2012 -- Dec 2012</i> |                              |                       | <i>Month-to-Date: December - 2012</i> |                              |                       |
|---|-----------------------------|------------------------------|-----------------------|---------------------------------------|------------------------------|-----------------------|
|   | <i>Weight<br/>(kg)</i>      | <i>FOB* Value<br/>(\$NZ)</i> | <i>Unit<br/>Value</i> | <i>Weight<br/>(kg)</i>                | <i>FOB* Value<br/>(\$NZ)</i> | <i>Unit<br/>Value</i> |
| <b>Brazil</b>                             |                             |                              |                       |                                       |                              |                       |
| <b>Hake</b>                               |                             |                              |                       |                                       |                              |                       |
| <i>Finfish, Frozen Fillets</i>            | 9,996                       | 92,442                       | 9.25                  | 9,996                                 | 92,442                       | 9.25                  |
| <b>Total for Hake</b>                     | 9,996                       | 92,442                       |                       | 9,996                                 | 92,442                       |                       |
| <b>Ling</b>                               |                             |                              |                       |                                       |                              |                       |
| <i>Finfish, Frozen Fillets</i>            | 22,280                      | 285,309                      | 12.81                 | 16,000                                | 210,501                      | 13.16                 |
| <i>Finfish, Frozen Headed and Guttled</i> | 24,491                      | 214,063                      | 8.74                  |                                       |                              |                       |
| <i>Finfish, Frozen Other form</i>         | 38,340                      | 506,028                      | 13.20                 | 6,000                                 | 78,851                       | 13.14                 |
| <b>Total for Ling</b>                     | 85,111                      | 1,005,400                    |                       | 22,000                                | 289,352                      |                       |
| <b>Total for Brazil</b>                   | 95,107                      | 1,097,842                    |                       | 31,996                                | 381,794                      |                       |

| <b>NETT</b>                         | <b>Jan 2012 -- Dec 2012</b> |                              |                       | <b>Month-to-Date: December - 2012</b> |                              |                       |
|-------------------------------------|-----------------------------|------------------------------|-----------------------|---------------------------------------|------------------------------|-----------------------|
|                                     | <b>Weight<br/>(kg)</b>      | <b>FOB* Value<br/>(\$NZ)</b> | <b>Unit<br/>Value</b> | <b>Weight<br/>(kg)</b>                | <b>FOB* Value<br/>(\$NZ)</b> | <b>Unit<br/>Value</b> |
| <b>Brunei Darussalam</b>            |                             |                              |                       |                                       |                              |                       |
| <b>Alfonsino</b>                    |                             |                              |                       |                                       |                              |                       |
| <i>Finfish, Frozen Whole</i>        | 350                         | 1,644                        | 4.70                  |                                       |                              |                       |
| <b>Total for Alfonsino</b>          | <b>350</b>                  | <b>1,644</b>                 |                       |                                       |                              |                       |
| <b>Cod, Blue</b>                    |                             |                              |                       |                                       |                              |                       |
| <i>Finfish, Frozen Other form</i>   | 500                         | 5,027                        | 10.05                 |                                       |                              |                       |
| <b>Total for Cod, Blue</b>          | <b>500</b>                  | <b>5,027</b>                 |                       |                                       |                              |                       |
| <b>Cod, Red</b>                     |                             |                              |                       |                                       |                              |                       |
| <i>Finfish, Frozen Fillets</i>      | 1,000                       | 4,217                        | 4.22                  |                                       |                              |                       |
| <b>Total for Cod, Red</b>           | <b>1,000</b>                | <b>4,217</b>                 |                       |                                       |                              |                       |
| <b>Fish fingers</b>                 |                             |                              |                       |                                       |                              |                       |
| <i>Finfish, Processed Other</i>     | 16,841                      | 65,580                       | 3.89                  | 4,230                                 | 16,437                       | 3.89                  |
| <b>Total for Fish fingers</b>       | <b>16,841</b>               | <b>65,580</b>                |                       | <b>4,230</b>                          | <b>16,437</b>                |                       |
| <b>Mackerel, Blue</b>               |                             |                              |                       |                                       |                              |                       |
| <i>Finfish, Frozen Whole</i>        | 5,440                       | 11,244                       | 2.07                  |                                       |                              |                       |
| <b>Total for Mackerel, Blue</b>     | <b>5,440</b>                | <b>11,244</b>                |                       |                                       |                              |                       |
| <b>Mussels</b>                      |                             |                              |                       |                                       |                              |                       |
| <i>Mussels, HS Frozen</i>           | 12,532                      | 70,922                       | 5.66                  |                                       |                              |                       |
| <i>Mussels, Meat Frozen</i>         | 1,440                       | 11,239                       | 7.80                  |                                       |                              |                       |
| <i>Mussels, Smoked</i>              | 5                           | 30                           | 6.00                  |                                       |                              |                       |
| <i>Mussels, Whole Frozen</i>        | 2,500                       | 13,313                       | 5.33                  |                                       |                              |                       |
| <i>Mussels, Processed Packed</i>    | 500                         | 2,350                        | 4.70                  |                                       |                              |                       |
| <b>Total for Mussels</b>            | <b>16,977</b>               | <b>97,854</b>                |                       |                                       |                              |                       |
| <b>Other preparations</b>           |                             |                              |                       |                                       |                              |                       |
| <i>Other, Processed Other</i>       | 20,542                      | 109,806                      | 5.35                  | 4,947                                 | 26,153                       | 5.29                  |
| <b>Total for Other preparations</b> | <b>20,542</b>               | <b>109,806</b>               |                       | <b>4,947</b>                          | <b>26,153</b>                |                       |
| <b>Oysters, Dredge</b>              |                             |                              |                       |                                       |                              |                       |
| <i>Oysters, Frozen</i>              | 6,350                       | 46,227                       | 7.28                  |                                       |                              |                       |
| <b>Total for Oysters, Dredge</b>    | <b>6,350</b>                | <b>46,227</b>                |                       |                                       |                              |                       |
| <b>Paua</b>                         |                             |                              |                       |                                       |                              |                       |
| <i>Other Molluscs, Frozen</i>       | 42                          | 1,890                        | 45.00                 |                                       |                              |                       |
| <b>Total for Paua</b>               | <b>42</b>                   | <b>1,890</b>                 |                       |                                       |                              |                       |
| <b>Squid</b>                        |                             |                              |                       |                                       |                              |                       |
| <i>Squid, Frozen Whole</i>          | 30,440                      | 76,082                       | 2.50                  |                                       |                              |                       |
| <b>Total for Squid</b>              | <b>30,440</b>               | <b>76,082</b>                |                       |                                       |                              |                       |
| <b>Trevally</b>                     |                             |                              |                       |                                       |                              |                       |
| <i>Finfish, Frozen Whole</i>        | 97,920                      | 253,797                      | 2.59                  |                                       |                              |                       |
| <b>Total for Trevally</b>           | <b>97,920</b>               | <b>253,797</b>               |                       |                                       |                              |                       |

| <i>NETT</i>                 | <i>Jan 2012 -- Dec 2012</i> |                              |                       | <i>Month-to-Date: December - 2012</i> |                              |                       |
|-----------------------------|-----------------------------|------------------------------|-----------------------|---------------------------------------|------------------------------|-----------------------|
|                             | <i>Weight<br/>(kg)</i>      | <i>FOB* Value<br/>(\$NZ)</i> | <i>Unit<br/>Value</i> | <i>Weight<br/>(kg)</i>                | <i>FOB* Value<br/>(\$NZ)</i> | <i>Unit<br/>Value</i> |
| <b>Brunei Darussalam</b>    |                             |                              |                       |                                       |                              |                       |
| Total for Brunei Darussalam | 196,402                     | 673,368                      |                       | 9,177                                 | 42,590                       |                       |

| <b>NETT</b>                               | <b>Jan 2012 -- Dec 2012</b> |                              |                       | <b>Month-to-Date: December - 2012</b> |                              |                       |
|---|-----------------------------|------------------------------|-----------------------|---------------------------------------|------------------------------|-----------------------|
|   | <b>Weight<br/>(kg)</b>      | <b>FOB* Value<br/>(\$NZ)</b> | <b>Unit<br/>Value</b> | <b>Weight<br/>(kg)</b>                | <b>FOB* Value<br/>(\$NZ)</b> | <b>Unit<br/>Value</b> |
| <b>Bulgaria</b>                           |                             |                              |                       |                                       |                              |                       |
| <b>Barracouta</b>                         |                             |                              |                       |                                       |                              |                       |
| <i>Finfish, Frozen Fillets</i>            | 1,600                       | 3,733                        | 2.33                  |                                       |                              |                       |
| <b>Total for Barracouta</b>               | <b>1,600</b>                | <b>3,733</b>                 |                       |                                       |                              |                       |
| <b>Cardinal Fish</b>                      |                             |                              |                       |                                       |                              |                       |
| <i>Finfish, Frozen Other form</i>         | 1,086                       | 2,423                        | 2.23                  |                                       |                              |                       |
| <b>Total for Cardinal Fish</b>            | <b>1,086</b>                | <b>2,423</b>                 |                       |                                       |                              |                       |
| <b>Cod, Red</b>                           |                             |                              |                       |                                       |                              |                       |
| <i>Finfish, Frozen Other form</i>         | 16,679                      | 23,399                       | 1.40                  | 552                                   | 732                          | 1.33                  |
| <b>Total for Cod, Red</b>                 | <b>16,679</b>               | <b>23,399</b>                |                       | <b>552</b>                            | <b>732</b>                   |                       |
| <b>Eels</b>                               |                             |                              |                       |                                       |                              |                       |
| <i>Finfish, Frozen Headed and Guttled</i> | 3,585                       | 9,462                        | 2.64                  |                                       |                              |                       |
| <b>Total for Eels</b>                     | <b>3,585</b>                | <b>9,462</b>                 |                       |                                       |                              |                       |
| <b>Gemfish</b>                            |                             |                              |                       |                                       |                              |                       |
| <i>Finfish, Frozen Headed and Guttled</i> | 75                          | 183                          | 2.44                  |                                       |                              |                       |
| <i>Finfish, Frozen Other form</i>         | 40                          | 98                           | 2.45                  |                                       |                              |                       |
| <b>Total for Gemfish</b>                  | <b>115</b>                  | <b>281</b>                   |                       |                                       |                              |                       |
| <b>Ghostshark</b>                         |                             |                              |                       |                                       |                              |                       |
| <i>Finfish, Frozen Fillets</i>            | 740                         | 2,962                        | 4.00                  |                                       |                              |                       |
| <i>Finfish, Frozen Other form</i>         | 4,363                       | 10,645                       | 2.44                  |                                       |                              |                       |
| <b>Total for Ghostshark</b>               | <b>5,103</b>                | <b>13,607</b>                |                       |                                       |                              |                       |
| <b>Gurnard</b>                            |                             |                              |                       |                                       |                              |                       |
| <i>Finfish, Frozen Fillets</i>            | 280                         | 1,120                        | 4.00                  |                                       |                              |                       |
| <b>Total for Gurnard</b>                  | <b>280</b>                  | <b>1,120</b>                 |                       |                                       |                              |                       |
| <b>Hoki</b>                               |                             |                              |                       |                                       |                              |                       |
| <i>Finfish, Frozen Headed and Guttled</i> | 495                         | 966                          | 1.95                  |                                       |                              |                       |
| <i>Finfish, Frozen Other form</i>         | 80                          | 156                          | 1.95                  |                                       |                              |                       |
| <b>Total for Hoki</b>                     | <b>575</b>                  | <b>1,122</b>                 |                       |                                       |                              |                       |
| <b>Leatherjacket</b>                      |                             |                              |                       |                                       |                              |                       |
| <i>Finfish, Frozen Headed and Guttled</i> | 1,400                       | 2,666                        | 1.90                  |                                       |                              |                       |
| <b>Total for Leatherjacket</b>            | <b>1,400</b>                | <b>2,666</b>                 |                       |                                       |                              |                       |
| <b>Mackerel, Jack</b>                     |                             |                              |                       |                                       |                              |                       |
| <i>Finfish, Frozen Other form</i>         | 13                          | 23                           | 1.77                  |                                       |                              |                       |
| <b>Total for Mackerel, Jack</b>           | <b>13</b>                   | <b>23</b>                    |                       |                                       |                              |                       |
| <b>Monkfish (Stargazer)</b>               |                             |                              |                       |                                       |                              |                       |
| <i>Finfish, Frozen Other form</i>         | 270                         | 628                          | 2.33                  |                                       |                              |                       |
| <b>Total for Monkfish (Stargazer)</b>     | <b>270</b>                  | <b>628</b>                   |                       |                                       |                              |                       |
| <b>Octopus</b>                            |                             |                              |                       |                                       |                              |                       |

| <b>NETT</b>                            | <b>Jan 2012 -- Dec 2012</b> |                              |                       | <b>Month-to-Date: December - 2012</b> |                              |                       |
|--|-----------------------------|------------------------------|-----------------------|---------------------------------------|------------------------------|-----------------------|
|  | <b>Weight<br/>(kg)</b>      | <b>FOB* Value<br/>(\$NZ)</b> | <b>Unit<br/>Value</b> | <b>Weight<br/>(kg)</b>                | <b>FOB* Value<br/>(\$NZ)</b> | <b>Unit<br/>Value</b> |
| <b>Bulgaria</b>                        |                             |                              |                       |                                       |                              |                       |
| <i>Other Molluscs, Frozen Whole</i>    | 180                         | 984                          | 5.47                  | 180                                   | 984                          | 5.47                  |
| <b>Total for Octopus</b>               | <b>180</b>                  | <b>984</b>                   |                       | <b>180</b>                            | <b>984</b>                   |                       |
| <b>Oreo Dory, Other</b>                |                             |                              |                       |                                       |                              |                       |
| <i>Finfish, Frozen Other form</i>      | 29                          | 50                           | 1.72                  |                                       |                              |                       |
| <b>Total for Oreo Dory, Other</b>      | <b>29</b>                   | <b>50</b>                    |                       |                                       |                              |                       |
| <b>Other frozen fillets</b>            |                             |                              |                       |                                       |                              |                       |
| <i>Finfish, Frozen Fillets</i>         | 15,850                      | 60,237                       | 3.80                  | 2,970                                 | 11,386                       | 3.83                  |
| <b>Total for Other frozen fillets</b>  | <b>15,850</b>               | <b>60,237</b>                |                       | <b>2,970</b>                          | <b>11,386</b>                |                       |
| <b>Other frozen finfish</b>            |                             |                              |                       |                                       |                              |                       |
| <i>Finfish, Frozen Other form</i>      | 10,754                      | 22,380                       | 2.08                  | 1,728                                 | 3,555                        | 2.06                  |
| <b>Total for Other frozen finfish</b>  | <b>10,754</b>               | <b>22,380</b>                |                       | <b>1,728</b>                          | <b>3,555</b>                 |                       |
| <b>School shark</b>                    |                             |                              |                       |                                       |                              |                       |
| <i>Finfish, Frozen Fillets</i>         | 160                         | 618                          | 3.86                  |                                       |                              |                       |
| <b>Total for School shark</b>          | <b>160</b>                  | <b>618</b>                   |                       |                                       |                              |                       |
| <b>Southern Blue Whiting</b>           |                             |                              |                       |                                       |                              |                       |
| <i>Finfish, Frozen Other form</i>      | 56,992                      | 88,523                       | 1.55                  |                                       |                              |                       |
| <b>Total for Southern Blue Whiting</b> | <b>56,992</b>               | <b>88,523</b>                |                       |                                       |                              |                       |
| <b>Squid</b>                           |                             |                              |                       |                                       |                              |                       |
| <i>Squid, Frozen HG</i>                | 5,030                       | 28,537                       | 5.67                  |                                       |                              |                       |
| <i>Squid, Frozen Whole</i>             | 22,968                      | 57,844                       | 2.52                  |                                       |                              |                       |
| <b>Total for Squid</b>                 | <b>27,998</b>               | <b>86,381</b>                |                       |                                       |                              |                       |
| <b>Warehou, Blue</b>                   |                             |                              |                       |                                       |                              |                       |
| <i>Finfish, Frozen Other form</i>      | 10,248                      | 32,543                       | 3.18                  | 10,248                                | 32,543                       | 3.18                  |
| <b>Total for Warehou, Blue</b>         | <b>10,248</b>               | <b>32,543</b>                |                       | <b>10,248</b>                         | <b>32,543</b>                |                       |
| <b>Warehou, Silver</b>                 |                             |                              |                       |                                       |                              |                       |
| <i>Finfish, Frozen Other form</i>      | 45                          | 116                          | 2.58                  |                                       |                              |                       |
| <b>Total for Warehou, Silver</b>       | <b>45</b>                   | <b>116</b>                   |                       |                                       |                              |                       |
| <b>Total for Bulgaria</b>              | <b>152,962</b>              | <b>350,296</b>               |                       | <b>15,678</b>                         | <b>49,200</b>                |                       |

| <i>NETT</i>                        | <i>Jan 2012 -- Dec 2012</i> |                              |                       | <i>Month-to-Date: December - 2012</i> |                              |                       |
|------------------------------------|-----------------------------|------------------------------|-----------------------|---------------------------------------|------------------------------|-----------------------|
|                                    | <i>Weight<br/>(kg)</i>      | <i>FOB* Value<br/>(\$NZ)</i> | <i>Unit<br/>Value</i> | <i>Weight<br/>(kg)</i>                | <i>FOB* Value<br/>(\$NZ)</i> | <i>Unit<br/>Value</i> |
| <b>Cameroon</b>                    |                             |                              |                       |                                       |                              |                       |
| <b>Hoki</b>                        |                             |                              |                       |                                       |                              |                       |
| <i>Finfish, Frozen Whole</i>       | 6,030                       | 6,410                        | 1.06                  |                                       |                              |                       |
| <b>Total for Hoki</b>              | <b>6,030</b>                | <b>6,410</b>                 |                       |                                       |                              |                       |
| <b>Mackerel, Horse</b>             |                             |                              |                       |                                       |                              |                       |
| <i>Finfish, Frozen Whole</i>       | 27,000                      | 49,429                       | 1.83                  |                                       |                              |                       |
| <b>Total for Mackerel, Horse</b>   | <b>27,000</b>               | <b>49,429</b>                |                       |                                       |                              |                       |
| <b>Mackerel, Jack</b>              |                             |                              |                       |                                       |                              |                       |
| <i>Finfish, Frozen Whole</i>       | 2,896,640                   | 3,799,228                    | 1.31                  | 459,000                               | 719,880                      | 1.57                  |
| <b>Total for Mackerel, Jack</b>    | <b>2,896,640</b>            | <b>3,799,228</b>             |                       | <b>459,000</b>                        | <b>719,880</b>               |                       |
| <b>Rays &amp; Skates</b>           |                             |                              |                       |                                       |                              |                       |
| <i>Finfish, Frozen Fillets</i>     | 19,680                      | 18,196                       | 0.92                  |                                       |                              |                       |
| <b>Total for Rays &amp; Skates</b> | <b>19,680</b>               | <b>18,196</b>                |                       |                                       |                              |                       |
| <b>Total for Cameroon</b>          | <b>2,949,350</b>            | <b>3,873,263</b>             |                       | <b>459,000</b>                        | <b>719,880</b>               |                       |

| <b>NETT</b>                                | <b>Jan 2012 -- Dec 2012</b> |                        |                                 | <b>Month-to-Date: December - 2012</b> |                        |                                 |
|--|-----------------------------|------------------------|---------------------------------|---------------------------------------|------------------------|---------------------------------|
|  | <b>Weight<br/>(kg)</b>      | <b>FOB*<br/>(\$NZ)</b> | <b>Value<br/>Unit<br/>Value</b> | <b>Weight<br/>(kg)</b>                | <b>FOB*<br/>(\$NZ)</b> | <b>Value<br/>Unit<br/>Value</b> |
| <b>Canada</b>                              |                             |                        |                                 |                                       |                        |                                 |
| <b>Alfonsino</b>                           |                             |                        |                                 |                                       |                        |                                 |
| <i>Finfish, Frozen Whole</i>               | 460                         | 1,459                  | 3.17                            | 460                                   | 1,459                  | 3.17                            |
| <b>Total for Alfonsino</b>                 | <b>460</b>                  | <b>1,459</b>           |                                 | <b>460</b>                            | <b>1,459</b>           |                                 |
| <b>Antarctic Toothfish</b>                 |                             |                        |                                 |                                       |                        |                                 |
| <i>Finfish, Frozen Headed and Guttled</i>  | 38,454                      | 909,103                | 23.64                           |                                       |                        |                                 |
| <i>Finfish, Frozen Other form</i>          | 34,346                      | 831,626                | 24.21                           |                                       |                        |                                 |
| <b>Total for Antarctic Toothfish</b>       | <b>72,800</b>               | <b>1,740,729</b>       |                                 |                                       |                        |                                 |
| <b>Cod, Red</b>                            |                             |                        |                                 |                                       |                        |                                 |
| <i>Finfish, Frozen Fillets</i>             | 3,540                       | 23,131                 | 6.53                            |                                       |                        |                                 |
| <b>Total for Cod, Red</b>                  | <b>3,540</b>                | <b>23,131</b>          |                                 |                                       |                        |                                 |
| <b>Crustn, Molluscs extract</b>            |                             |                        |                                 |                                       |                        |                                 |
| <i>Other Crustacea, Processed Extracts</i> | 66,930                      | 12,332,393             | 184.26                          | 32,340                                | 5,870,163              | 181.51                          |
| <b>Total for Crustn, Molluscs extra</b>    | <b>66,930</b>               | <b>12,332,393</b>      |                                 | <b>32,340</b>                         | <b>5,870,163</b>       |                                 |
| <b>Eels</b>                                |                             |                        |                                 |                                       |                        |                                 |
| <i>Finfish, Chilled Live</i>               | 9,022                       | 148,001                | 16.40                           | 1,417                                 | 17,438                 | 12.31                           |
| <b>Total for Eels</b>                      | <b>9,022</b>                | <b>148,001</b>         |                                 | <b>1,417</b>                          | <b>17,438</b>          |                                 |
| <b>Fish meal fit for human</b>             |                             |                        |                                 |                                       |                        |                                 |
| <i>Finfish, Processed Other</i>            | 150                         | 5,114                  | 34.09                           |                                       |                        |                                 |
| <b>Total for Fish meal fit for human</b>   | <b>150</b>                  | <b>5,114</b>           |                                 |                                       |                        |                                 |
| <b>Groper</b>                              |                             |                        |                                 |                                       |                        |                                 |
| <i>Finfish, Chilled Other form</i>         | 30                          | 493                    | 16.43                           |                                       |                        |                                 |
| <b>Total for Groper</b>                    | <b>30</b>                   | <b>493</b>             |                                 |                                       |                        |                                 |
| <b>Gurnard</b>                             |                             |                        |                                 |                                       |                        |                                 |
| <i>Finfish, Chilled Fillets</i>            | 40                          | 630                    | 15.75                           | 10                                    | 132                    | 13.20                           |
| <b>Total for Gurnard</b>                   | <b>40</b>                   | <b>630</b>             |                                 | <b>10</b>                             | <b>132</b>             |                                 |
| <b>Hoki</b>                                |                             |                        |                                 |                                       |                        |                                 |
| <i>Finfish, Frozen Fillets</i>             | 21,833                      | 223,997                | 10.26                           | 10,863                                | 112,100                | 10.32                           |
| <i>Finfish, Frozen Other form</i>          | 20,056                      | 135,297                | 6.75                            |                                       |                        |                                 |
| <b>Total for Hoki</b>                      | <b>41,889</b>               | <b>359,294</b>         |                                 | <b>10,863</b>                         | <b>112,100</b>         |                                 |
| <b>Leatherjacket</b>                       |                             |                        |                                 |                                       |                        |                                 |
| <i>Finfish, Frozen Headed and Guttled</i>  | 2,570                       | 11,818                 | 4.60                            |                                       |                        |                                 |
| <b>Total for Leatherjacket</b>             | <b>2,570</b>                | <b>11,818</b>          |                                 |                                       |                        |                                 |
| <b>Ling</b>                                |                             |                        |                                 |                                       |                        |                                 |
| <i>Finfish, Frozen Fillets</i>             | 6,150                       | 71,409                 | 11.61                           | 1,500                                 | 18,192                 | 12.13                           |
| <i>Finfish, Frozen Other form</i>          | 25,780                      | 62,090                 | 2.41                            | 6,960                                 | 9,384                  | 1.35                            |
| <b>Total for Ling</b>                      | <b>31,930</b>               | <b>133,499</b>         |                                 | <b>8,460</b>                          | <b>27,576</b>          |                                 |
| <b>Monkfish (Stargazer)</b>                |                             |                        |                                 |                                       |                        |                                 |

| <b>NETT</b>                              | <b>Jan 2012 -- Dec 2012</b> |                              |                       | <b>Month-to-Date: December - 2012</b> |                              |                       |
|--|-----------------------------|------------------------------|-----------------------|---------------------------------------|------------------------------|-----------------------|
|  | <b>Weight<br/>(kg)</b>      | <b>FOB* Value<br/>(\$NZ)</b> | <b>Unit<br/>Value</b> | <b>Weight<br/>(kg)</b>                | <b>FOB* Value<br/>(\$NZ)</b> | <b>Unit<br/>Value</b> |
| <b>Canada</b>                            |                             |                              |                       |                                       |                              |                       |
| <i>Finfish, Chilled Fillets</i>          | 60                          | 1,007                        | 16.78                 | 10                                    | 132                          | 13.20                 |
| <b>Total for Monkfish (Stargazer)</b>    | <b>60</b>                   | <b>1,007</b>                 |                       | <b>10</b>                             | <b>132</b>                   |                       |
| <b>Mussels</b>                           |                             |                              |                       |                                       |                              |                       |
| <i>Mussels, Freeze-dried pwd</i>         | 4,888                       | 275,181                      | 56.30                 |                                       |                              |                       |
| <i>Mussels, HS Frozen</i>                | 1,266,376                   | 6,871,044                    | 5.43                  | 145,653                               | 713,776                      | 4.90                  |
| <i>Mussels, Meat Frozen</i>              | 64,555                      | 342,845                      | 5.31                  | 14,450                                | 85,161                       | 5.89                  |
| <i>Mussels, Whole Chilled</i>            | 109                         | 606                          | 5.56                  | 109                                   | 606                          | 5.56                  |
| <b>Total for Mussels</b>                 | <b>1,335,928</b>            | <b>7,489,676</b>             |                       | <b>160,212</b>                        | <b>799,543</b>               |                       |
| <b>Orange Roughy</b>                     |                             |                              |                       |                                       |                              |                       |
| <i>Finfish, Frozen Fillets</i>           | 49,060                      | 730,741                      | 14.89                 | 1,000                                 | 12,736                       | 12.74                 |
| <b>Total for Orange Roughy</b>           | <b>49,060</b>               | <b>730,741</b>               |                       | <b>1,000</b>                          | <b>12,736</b>                |                       |
| <b>Oreo Dory, Black</b>                  |                             |                              |                       |                                       |                              |                       |
| <i>Finfish, Frozen Headed and Gutted</i> | 32,340                      | 84,915                       | 2.63                  |                                       |                              |                       |
| <b>Total for Oreo Dory, Black</b>        | <b>32,340</b>               | <b>84,915</b>                |                       |                                       |                              |                       |
| <b>Oreo Dory, Smooth</b>                 |                             |                              |                       |                                       |                              |                       |
| <i>Finfish, Frozen Fillets</i>           | 260                         | 2,122                        | 8.16                  |                                       |                              |                       |
| <b>Total for Oreo Dory, Smooth</b>       | <b>260</b>                  | <b>2,122</b>                 |                       |                                       |                              |                       |
| <b>Other</b>                             |                             |                              |                       |                                       |                              |                       |
| <i>Finfish, Chilled Whole</i>            | 279                         | 2,901                        | 10.40                 |                                       |                              |                       |
| <b>Total for Other</b>                   | <b>279</b>                  | <b>2,901</b>                 |                       |                                       |                              |                       |
| <b>Other Molluscs</b>                    |                             |                              |                       |                                       |                              |                       |
| <i>Other Molluscs, Live</i>              | 18                          | 66                           | 3.67                  |                                       |                              |                       |
| <b>Total for Other Molluscs</b>          | <b>18</b>                   | <b>66</b>                    |                       |                                       |                              |                       |
| <b>Oysters, Pacific</b>                  |                             |                              |                       |                                       |                              |                       |
| <i>Oysters, Live</i>                     | 15                          | 1,565                        | 104.33                |                                       |                              |                       |
| <b>Total for Oysters, Pacific</b>        | <b>15</b>                   | <b>1,565</b>                 |                       |                                       |                              |                       |
| <b>Paua</b>                              |                             |                              |                       |                                       |                              |                       |
| <i>Other Molluscs, Frozen</i>            | 2,870                       | 84,596                       | 29.48                 |                                       |                              |                       |
| <b>Total for Paua</b>                    | <b>2,870</b>                | <b>84,596</b>                |                       |                                       |                              |                       |
| <b>Salmon</b>                            |                             |                              |                       |                                       |                              |                       |
| <i>Finfish, Frozen Fillets</i>           | 50,441                      | 1,240,641                    | 24.60                 | 8,072                                 | 196,735                      | 24.37                 |
| <b>Total for Salmon</b>                  | <b>50,441</b>               | <b>1,240,641</b>             |                       | <b>8,072</b>                          | <b>196,735</b>               |                       |
| <b>Salmon, Pacific</b>                   |                             |                              |                       |                                       |                              |                       |
| <i>Finfish, Chilled Whole</i>            | 2,963                       | 33,226                       | 11.21                 |                                       |                              |                       |
| <i>Finfish, Frozen Headed and Gutted</i> | 3,372                       | 33,019                       | 9.79                  |                                       |                              |                       |
| <b>Total for Salmon, Pacific</b>         | <b>6,335</b>                | <b>66,245</b>                |                       |                                       |                              |                       |
| <b>Sole, Lemon</b>                       |                             |                              |                       |                                       |                              |                       |
| <i>Finfish, Frozen Whole</i>             | 1,910                       | 11,072                       | 5.80                  |                                       |                              |                       |



| <b>NETT</b>                       | <b>Jan 2012 -- Dec 2012</b> |                              |                       | <b>Month-to-Date: December - 2012</b> |                              |                       |
|-----------------------------------|-----------------------------|------------------------------|-----------------------|---------------------------------------|------------------------------|-----------------------|
|                                   | <b>Weight<br/>(kg)</b>      | <b>FOB* Value<br/>(\$NZ)</b> | <b>Unit<br/>Value</b> | <b>Weight<br/>(kg)</b>                | <b>FOB* Value<br/>(\$NZ)</b> | <b>Unit<br/>Value</b> |
| <b>Canada</b>                     |                             |                              |                       |                                       |                              |                       |
| Total for Sole, Lemon             | 1,910                       | 11,072                       |                       |                                       |                              |                       |
| <b>Squid</b>                      |                             |                              |                       |                                       |                              |                       |
| Squid, Frz Heads&Tentacles        | 94,121                      | 549,567                      | 5.84                  |                                       |                              |                       |
| Squid, Dried, Salted or in Brine  | 18,216                      | 100,769                      | 5.53                  |                                       |                              |                       |
| Total for Squid                   | 112,337                     | 650,336                      |                       |                                       |                              |                       |
| <b>Trevally</b>                   |                             |                              |                       |                                       |                              |                       |
| Finfish, Frozen Whole             | 4,000                       | 11,674                       | 2.92                  |                                       |                              |                       |
| Total for Trevally                | 4,000                       | 11,674                       |                       |                                       |                              |                       |
| <b>Tuna, Albacore/Longfinned</b>  |                             |                              |                       |                                       |                              |                       |
| Finfish, Frozen Headed and Gutted | 43,263                      | 270,108                      | 6.24                  |                                       |                              |                       |
| Finfish, Frozen Whole             | 182,050                     | 810,123                      | 4.45                  |                                       |                              |                       |
| Total for Tuna, Albacore/Longfi   | 225,313                     | 1,080,231                    |                       |                                       |                              |                       |
| <b>Total for Canada</b>           | <b>2,050,527</b>            | <b>26,214,349</b>            |                       | <b>222,844</b>                        | <b>7,038,014</b>             |                       |

| <i>NETT</i>                      | <i>Jan 2012 -- Dec 2012</i> |                              |                       | <i>Month-to-Date: December - 2012</i> |                              |                       |
|----------------------------------|-----------------------------|------------------------------|-----------------------|---------------------------------------|------------------------------|-----------------------|
|                                  | <i>Weight<br/>(kg)</i>      | <i>FOB* Value<br/>(\$NZ)</i> | <i>Unit<br/>Value</i> | <i>Weight<br/>(kg)</i>                | <i>FOB* Value<br/>(\$NZ)</i> | <i>Unit<br/>Value</i> |
| <b>Chile</b>                     |                             |                              |                       |                                       |                              |                       |
| <b>Mussels</b>                   |                             |                              |                       |                                       |                              |                       |
| <i>Mussels, Freeze-dried pwd</i> | 650                         | 31,790                       | 48.91                 |                                       |                              |                       |
| <b>Total for Mussels</b>         | 650                         | 31,790                       |                       |                                       |                              |                       |
| <b>Other Crustacea</b>           |                             |                              |                       |                                       |                              |                       |
| <i>Other Crustacea, Frozen</i>   | 120,806                     | 204,065                      | 1.69                  |                                       |                              |                       |
| <b>Total for Other Crustacea</b> | 120,806                     | 204,065                      |                       |                                       |                              |                       |
| <b>Total for Chile</b>           | 121,456                     | 235,855                      |                       |                                       |                              |                       |

| <b>NETT</b> | <b>Jan 2012 -- Dec 2012</b> |                        |                                 | <b>Month-to-Date: December - 2012</b> |                        |                                 |
|-------------|-----------------------------|------------------------|---------------------------------|---------------------------------------|------------------------|---------------------------------|
|             | <b>Weight<br/>(kg)</b>      | <b>FOB*<br/>(\$NZ)</b> | <b>Value<br/>Unit<br/>Value</b> | <b>Weight<br/>(kg)</b>                | <b>FOB*<br/>(\$NZ)</b> | <b>Value<br/>Unit<br/>Value</b> |

## China, Peoples Republic Of

### Alfonsino

|   |                |                  |       |                |                |      |
|---|----------------|------------------|-------|----------------|----------------|------|
| <i>Finfish, Frozen Headed and Guttled</i> | 148,810        | 1,711,306        | 11.50 |                |                |      |
| <i>Finfish, Frozen Other form</i>         | 398,219        | 3,414,878        | 8.58  | 97,716         | 883,623        | 9.04 |
| <i>Finfish, Frozen Whole</i>              | 16,816         | 112,620          | 6.70  | 10,100         | 71,705         | 7.10 |
| <b>Total for Alfonsino</b>                | <b>563,845</b> | <b>5,238,804</b> |       | <b>107,816</b> | <b>955,328</b> |      |

### Barracouta

|   |                  |                   |      |               |                |      |
|---|------------------|-------------------|------|---------------|----------------|------|
| <i>Finfish, Frozen Headed and Guttled</i> | 3,694,767        | 6,982,745         | 1.89 | 82,848        | 97,857         | 1.18 |
| <i>Finfish, Frozen Other form</i>         | 1,516,350        | 3,186,796         | 2.10 |               |                |      |
| <i>Finfish, Frozen Whole</i>              | 1,391,080        | 1,456,400         | 1.05 | 14,190        | 9,387          | 0.66 |
| <b>Total for Barracouta</b>               | <b>6,602,197</b> | <b>11,625,941</b> |      | <b>97,038</b> | <b>107,244</b> |      |

### Blue Whittings excl Southern

|   |                |                |      |                |                |      |
|---|----------------|----------------|------|----------------|----------------|------|
| <i>Finfish, Frozen Headed and Guttled</i> | 258,679        | 587,825        | 2.27 | 127,008        | 254,971        | 2.01 |
| <b>Total for Blue Whittings excl Sou</b>  | <b>258,679</b> | <b>587,825</b> |      | <b>127,008</b> | <b>254,971</b> |      |

### Bluenose

|                                   |            |            |       |  |  |  |
|-----------------------------------|------------|------------|-------|--|--|--|
| <i>Finfish, Chilled Whole</i>     | 11         | 171        | 15.55 |  |  |  |
| <i>Finfish, Frozen Other form</i> | 180        | 329        | 1.83  |  |  |  |
| <b>Total for Bluenose</b>         | <b>191</b> | <b>500</b> |       |  |  |  |

### Cardinal Fish

|   |                |                |      |               |               |      |
|---|----------------|----------------|------|---------------|---------------|------|
| <i>Finfish, Frozen Headed and Guttled</i> | 51,125         | 214,807        | 4.20 |               |               |      |
| <i>Finfish, Frozen Other form</i>         | 120,224        | 572,165        | 4.76 | 15,556        | 80,192        | 5.16 |
| <b>Total for Cardinal Fish</b>            | <b>171,349</b> | <b>786,972</b> |      | <b>15,556</b> | <b>80,192</b> |      |

### Cod, Blue

|                                   |            |              |       |  |  |  |
|-----------------------------------|------------|--------------|-------|--|--|--|
| <i>Finfish, Frozen Fillets</i>    | 20         | 385          | 19.25 |  |  |  |
| <i>Finfish, Frozen Other form</i> | 800        | 7,561        | 9.45  |  |  |  |
| <b>Total for Cod, Blue</b>        | <b>820</b> | <b>7,946</b> |       |  |  |  |

### Cod, Red

|                                   |               |               |      |               |               |      |
|-----------------------------------|---------------|---------------|------|---------------|---------------|------|
| <i>Finfish, Frozen Other form</i> | 3,144         | 9,227         | 2.93 |               |               |      |
| <i>Finfish, Frozen Whole</i>      | 15,290        | 26,450        | 1.73 | 10,350        | 17,405        | 1.68 |
| <b>Total for Cod, Red</b>         | <b>18,434</b> | <b>35,677</b> |      | <b>10,350</b> | <b>17,405</b> |      |

### Crab

|                                      |            |              |       |  |  |  |
|--------------------------------------|------------|--------------|-------|--|--|--|
| <i>Other Crustacea, Frozen</i>       | 16         | 18           | 1.13  |  |  |  |
| <i>Other Crustacea, Chilled Live</i> | 203        | 6,870        | 33.84 |  |  |  |
| <b>Total for Crab</b>                | <b>219</b> | <b>6,888</b> |       |  |  |  |

### Crustn, Molluscs extract

|  |              |                |        |  |  |  |
|--|--------------|----------------|--------|--|--|--|
| <i>Other Crustacea, Processed Extracts</i> | 2,341        | 504,490        | 215.50 |  |  |  |
| <b>Total for Crustn, Molluscs extra</b>    | <b>2,341</b> | <b>504,490</b> |        |  |  |  |

### Eels

|                              |        |         |       |       |         |       |
|------------------------------|--------|---------|-------|-------|---------|-------|
| <i>Finfish, Chilled Live</i> | 12,654 | 178,612 | 14.12 | 8,840 | 121,086 | 13.70 |
| <i>Finfish, Frozen Whole</i> | 47,500 | 691,364 | 14.56 |       |         |       |

| <i>NETT</i>                                    | <i>Jan 2012 -- Dec 2012</i> |                          |                   | <i>Month-to-Date: December - 2012</i> |                          |                   |
|--|-----------------------------|--------------------------|-------------------|---------------------------------------|--------------------------|-------------------|
|  | <i>Weight (kg)</i>          | <i>FOB* Value (\$NZ)</i> | <i>Unit Value</i> | <i>Weight (kg)</i>                    | <i>FOB* Value (\$NZ)</i> | <i>Unit Value</i> |
| <b>China, Peoples Republic Of</b>              |                             |                          |                   |                                       |                          |                   |
| Total for Eels                                 | 60,154                      | 869,976                  |                   | 8,840                                 | 121,086                  |                   |
| <b>Finfish, minced blocks</b>                  |                             |                          |                   |                                       |                          |                   |
| <i>Finfish, Frozen Other form</i>              | 20,070                      | 46,950                   | 2.34              |                                       |                          |                   |
| Total for Finfish, minced blocks               | 20,070                      | 46,950                   |                   |                                       |                          |                   |
| <b>Finfish, other fish meat</b>                |                             |                          |                   |                                       |                          |                   |
| <i>Finfish, Processed Other</i>                | 98,584                      | 249,404                  | 2.53              |                                       |                          |                   |
| Total for Finfish, other fish meat             | 98,584                      | 249,404                  |                   |                                       |                          |                   |
| <b>Fish prod unfit for human</b>               |                             |                          |                   |                                       |                          |                   |
| <i>Finfish, Processed Flours,meals,pellets</i> | 6,377,630                   | 16,613,900               | 2.61              | 716,010                               | 1,672,474                | 2.34              |
| Total for Fish prod unfit for hum              | 6,377,630                   | 16,613,900               |                   | 716,010                               | 1,672,474                |                   |
| <b>Flounder</b>                                |                             |                          |                   |                                       |                          |                   |
| <i>Finfish, Chilled Whole</i>                  | 72                          | 1,013                    | 14.07             |                                       |                          |                   |
| <i>Finfish, Frozen Whole</i>                   | 10                          | 88                       | 8.80              |                                       |                          |                   |
| Total for Flounder                             | 82                          | 1,101                    |                   |                                       |                          |                   |
| <b>Gemfish</b>                                 |                             |                          |                   |                                       |                          |                   |
| <i>Finfish, Frozen Other form</i>              | 32,760                      | 145,374                  | 4.44              |                                       |                          |                   |
| Total for Gemfish                              | 32,760                      | 145,374                  |                   |                                       |                          |                   |
| <b>Ghostshark</b>                              |                             |                          |                   |                                       |                          |                   |
| <i>Finfish, Frozen Fillets</i>                 | 49,140                      | 314,006                  | 6.39              |                                       |                          |                   |
| Total for Ghostshark                           | 49,140                      | 314,006                  |                   |                                       |                          |                   |
| <b>Groper</b>                                  |                             |                          |                   |                                       |                          |                   |
| <i>Finfish, Chilled Headed and Guttred</i>     | 20                          | 440                      | 22.00             |                                       |                          |                   |
| <i>Finfish, Frozen Fillets</i>                 | 120                         | 1,218                    | 10.15             |                                       |                          |                   |
| <i>Finfish, Frozen Other form</i>              | 1,863                       | 11,660                   | 6.26              |                                       |                          |                   |
| Total for Groper                               | 2,003                       | 13,318                   |                   |                                       |                          |                   |
| <b>Gurnard</b>                                 |                             |                          |                   |                                       |                          |                   |
| <i>Finfish, Chilled Whole</i>                  | 201                         | 1,726                    | 8.59              |                                       |                          |                   |
| <i>Finfish, Frozen Whole</i>                   | 456                         | 1,198                    | 2.63              |                                       |                          |                   |
| Total for Gurnard                              | 657                         | 2,924                    |                   |                                       |                          |                   |
| <b>Hake</b>                                    |                             |                          |                   |                                       |                          |                   |
| <i>Finfish, Frozen Headed and Guttred</i>      | 428,914                     | 1,433,881                | 3.34              | 71,614                                | 216,479                  | 3.02              |
| <i>Finfish, Frozen Other form</i>              | 96,108                      | 310,118                  | 3.23              | 27,803                                | 84,059                   | 3.02              |
| Total for Hake                                 | 525,022                     | 1,743,999                |                   | 99,417                                | 300,538                  |                   |
| <b>Hoki</b>                                    |                             |                          |                   |                                       |                          |                   |
| <i>Finfish, Frozen Fillet Blocks</i>           | 72,653                      | 559,479                  | 7.70              | 6,750                                 | 111,815                  | 16.57             |
| <i>Finfish, Frozen Fillets</i>                 | 366,281                     | 1,727,935                | 4.72              | 55,080                                | 250,845                  | 4.55              |
| <i>Finfish, Frozen Headed and Guttred</i>      | 21,520,914                  | 52,340,808               | 2.43              | 1,497,445                             | 3,487,673                | 2.33              |
| <i>Finfish, Frozen Other form</i>              | 1,177,381                   | 2,928,541                | 2.49              | 155,560                               | 320,424                  | 2.06              |
| <i>Finfish, Frozen Whole</i>                   | 48,128                      | 33,117                   | 0.69              |                                       |                          |                   |

| <b>NETT</b> | <b>Jan 2012 -- Dec 2012</b> |                              |                       | <b>Month-to-Date: December - 2012</b> |                              |                       |
|-------------|-----------------------------|------------------------------|-----------------------|---------------------------------------|------------------------------|-----------------------|
|             | <b>Weight<br/>(kg)</b>      | <b>FOB* Value<br/>(\$NZ)</b> | <b>Unit<br/>Value</b> | <b>Weight<br/>(kg)</b>                | <b>FOB* Value<br/>(\$NZ)</b> | <b>Unit<br/>Value</b> |

## China, Peoples Republic Of

|                |            |            |  |           |           |  |
|----------------|------------|------------|--|-----------|-----------|--|
| Total for Hoki | 23,185,357 | 57,589,880 |  | 1,714,835 | 4,170,757 |  |
|----------------|------------|------------|--|-----------|-----------|--|

## John Dory

|                        |    |     |       |  |  |  |
|------------------------|----|-----|-------|--|--|--|
| Finfish, Chilled Whole | 10 | 127 | 12.70 |  |  |  |
|------------------------|----|-----|-------|--|--|--|

|                     |    |     |  |  |  |  |
|---------------------|----|-----|--|--|--|--|
| Total for John Dory | 10 | 127 |  |  |  |  |
|---------------------|----|-----|--|--|--|--|

## Kahawai

|                       |    |    |      |  |  |  |
|-----------------------|----|----|------|--|--|--|
| Finfish, Frozen Whole | 20 | 26 | 1.30 |  |  |  |
|-----------------------|----|----|------|--|--|--|

|                   |    |    |  |  |  |  |
|-------------------|----|----|--|--|--|--|
| Total for Kahawai | 20 | 26 |  |  |  |  |
|-------------------|----|----|--|--|--|--|

## Kingfish, Yellowtail

|                        |     |       |       |  |  |  |
|------------------------|-----|-------|-------|--|--|--|
| Finfish, Chilled Whole | 229 | 2,748 | 12.00 |  |  |  |
|------------------------|-----|-------|-------|--|--|--|

|                                |     |       |  |  |  |  |
|--------------------------------|-----|-------|--|--|--|--|
| Total for Kingfish, Yellowtail | 229 | 2,748 |  |  |  |  |
|--------------------------------|-----|-------|--|--|--|--|

## Leatherjacket

|                                    |        |        |      |  |  |  |
|------------------------------------|--------|--------|------|--|--|--|
| Finfish, Frozen Headed and Guttled | 31,530 | 90,130 | 2.86 |  |  |  |
|------------------------------------|--------|--------|------|--|--|--|

|                       |         |         |      |  |  |  |
|-----------------------|---------|---------|------|--|--|--|
| Finfish, Frozen Whole | 265,940 | 744,024 | 2.80 |  |  |  |
|-----------------------|---------|---------|------|--|--|--|

|                         |         |         |  |  |  |  |
|-------------------------|---------|---------|--|--|--|--|
| Total for Leatherjacket | 297,470 | 834,154 |  |  |  |  |
|-------------------------|---------|---------|--|--|--|--|

## Ling

|                         |       |        |       |       |        |       |
|-------------------------|-------|--------|-------|-------|--------|-------|
| Finfish, Frozen Fillets | 8,040 | 85,494 | 10.63 | 2,020 | 22,321 | 11.05 |
|-------------------------|-------|--------|-------|-------|--------|-------|

|                                    |         |           |      |  |  |  |
|------------------------------------|---------|-----------|------|--|--|--|
| Finfish, Frozen Headed and Guttled | 228,056 | 1,267,315 | 5.56 |  |  |  |
|------------------------------------|---------|-----------|------|--|--|--|

|                            |        |         |      |        |         |      |
|----------------------------|--------|---------|------|--------|---------|------|
| Finfish, Frozen Other form | 40,217 | 175,873 | 4.37 | 35,209 | 154,345 | 4.38 |
|----------------------------|--------|---------|------|--------|---------|------|

|                |         |           |  |        |         |  |
|----------------|---------|-----------|--|--------|---------|--|
| Total for Ling | 276,313 | 1,528,682 |  | 37,229 | 176,666 |  |
|----------------|---------|-----------|--|--------|---------|--|

## Livers and Roe

|                       |         |         |      |  |  |  |
|-----------------------|---------|---------|------|--|--|--|
| Finfish, Frozen Whole | 157,410 | 581,290 | 3.69 |  |  |  |
|-----------------------|---------|---------|------|--|--|--|

|                          |         |         |  |  |  |  |
|--------------------------|---------|---------|--|--|--|--|
| Total for Livers and Roe | 157,410 | 581,290 |  |  |  |  |
|--------------------------|---------|---------|--|--|--|--|

## Lobster

|               |       |         |       |  |  |  |
|---------------|-------|---------|-------|--|--|--|
| Rock Lobster, | 1,096 | 106,213 | 96.91 |  |  |  |
|---------------|-------|---------|-------|--|--|--|

|                   |       |         |  |  |  |  |
|-------------------|-------|---------|--|--|--|--|
| Total for Lobster | 1,096 | 106,213 |  |  |  |  |
|-------------------|-------|---------|--|--|--|--|

## Mackerel

|  |        |        |      |  |  |  |
|--|--------|--------|------|--|--|--|
| Finfish, Processed Cans or Jars, Whole o | 29,274 | 55,703 | 1.90 |  |  |  |
|--|--------|--------|------|--|--|--|

|                    |        |        |  |  |  |  |
|--------------------|--------|--------|--|--|--|--|
| Total for Mackerel | 29,274 | 55,703 |  |  |  |  |
|--------------------|--------|--------|--|--|--|--|

## Mackerel, Jack

|                         |        |         |      |  |  |  |
|-------------------------|--------|---------|------|--|--|--|
| Finfish, Frozen Fillets | 50,680 | 129,714 | 2.56 |  |  |  |
|-------------------------|--------|---------|------|--|--|--|

|                                    |           |           |      |        |         |      |
|------------------------------------|-----------|-----------|------|--------|---------|------|
| Finfish, Frozen Headed and Guttled | 2,949,936 | 7,149,997 | 2.42 | 50,300 | 114,528 | 2.28 |
|------------------------------------|-----------|-----------|------|--------|---------|------|

|                            |           |           |      |         |           |      |
|----------------------------|-----------|-----------|------|---------|-----------|------|
| Finfish, Frozen Other form | 3,519,744 | 9,320,715 | 2.65 | 583,660 | 1,318,792 | 2.26 |
|----------------------------|-----------|-----------|------|---------|-----------|------|

|                       |       |       |      |  |  |  |
|-----------------------|-------|-------|------|--|--|--|
| Finfish, Frozen Whole | 1,600 | 2,332 | 1.46 |  |  |  |
|-----------------------|-------|-------|------|--|--|--|

|                          |           |            |  |         |           |  |
|--------------------------|-----------|------------|--|---------|-----------|--|
| Total for Mackerel, Jack | 6,521,960 | 16,602,758 |  | 633,960 | 1,433,320 |  |
|--------------------------|-----------|------------|--|---------|-----------|--|

## Monkfish (Stargazer)

|                         |        |        |      |     |     |      |
|-------------------------|--------|--------|------|-----|-----|------|
| Finfish, Frozen Fillets | 15,650 | 59,031 | 3.77 | 216 | 741 | 3.43 |
|-------------------------|--------|--------|------|-----|-----|------|

|                                    |        |        |      |  |  |  |
|------------------------------------|--------|--------|------|--|--|--|
| Finfish, Frozen Headed and Guttled | 12,504 | 47,193 | 3.77 |  |  |  |
|------------------------------------|--------|--------|------|--|--|--|

|                            |        |         |      |        |        |      |
|----------------------------|--------|---------|------|--------|--------|------|
| Finfish, Frozen Other form | 29,108 | 119,111 | 4.09 | 16,064 | 70,765 | 4.41 |
|----------------------------|--------|---------|------|--------|--------|------|

| <i>NETT</i>                            | <i>Jan 2012 -- Dec 2012</i> |                          |                   | <i>Month-to-Date: December - 2012</i> |                          |                   |
|--|-----------------------------|--------------------------|-------------------|---------------------------------------|--------------------------|-------------------|
|  | <i>Weight (kg)</i>          | <i>FOB* Value (\$NZ)</i> | <i>Unit Value</i> | <i>Weight (kg)</i>                    | <i>FOB* Value (\$NZ)</i> | <i>Unit Value</i> |
| <b>China, Peoples Republic Of</b>      |                             |                          |                   |                                       |                          |                   |
| Total for Monkfish (Stargazer)         | 57,262                      | 225,335                  |                   | 16,280                                | 71,506                   |                   |
| <b>Mussels</b>                         |                             |                          |                   |                                       |                          |                   |
| Mussels, Freeze-dried pwd              | 2,201                       | 99,976                   | 45.42             | 1,501                                 | 93,809                   | 62.50             |
| Mussels, HS Frozen                     | 1,049,625                   | 5,677,872                | 5.41              | 301,713                               | 1,589,970                | 5.27              |
| Mussels, Live                          | 2,060                       | 12,289                   | 5.97              | 1,340                                 | 8,148                    | 6.08              |
| Mussels, Meat Frozen                   | 876                         | 4,433                    | 5.06              |                                       |                          |                   |
| Mussels, Whole Frozen                  | 3,100                       | 7,344                    | 2.37              |                                       |                          |                   |
| <b>Total for Mussels</b>               | <b>1,057,862</b>            | <b>5,801,914</b>         |                   | <b>304,554</b>                        | <b>1,691,927</b>         |                   |
| <b>Norway Lobster</b>                  |                             |                          |                   |                                       |                          |                   |
| Other Crustacea, Frozen                | 137,099                     | 4,310,974                | 31.44             | 1,428                                 | 89,233                   | 62.49             |
| <b>Total for Norway Lobster</b>        | <b>137,099</b>              | <b>4,310,974</b>         |                   | <b>1,428</b>                          | <b>89,233</b>            |                   |
| <b>Orange Roughy</b>                   |                             |                          |                   |                                       |                          |                   |
| Finfish, Frozen Fillets                | 7,379                       | 28,340                   | 3.84              |                                       |                          |                   |
| Finfish, Frozen Other form             | 338,182                     | 915,443                  | 2.71              | 93,116                                | 396,266                  | 4.26              |
| Finfish, Frozen Whole                  | 229,560                     | 1,377,198                | 6.00              | 60,230                                | 374,836                  | 6.22              |
| <b>Total for Orange Roughy</b>         | <b>575,121</b>              | <b>2,320,981</b>         |                   | <b>153,346</b>                        | <b>771,102</b>           |                   |
| <b>Oreo Dory, Black</b>                |                             |                          |                   |                                       |                          |                   |
| Finfish, Frozen Fillets                | 54,296                      | 126,805                  | 2.34              |                                       |                          |                   |
| Finfish, Frozen Headed and Guttled     | 837,400                     | 1,045,487                | 1.25              | 27,658                                | 58,779                   | 2.13              |
| Finfish, Frozen Other form             | 437,519                     | 1,012,892                | 2.32              | 36,660                                | 80,277                   | 2.19              |
| Finfish, Frozen Whole                  | 98,604                      | 200,736                  | 2.04              |                                       |                          |                   |
| <b>Total for Oreo Dory, Black</b>      | <b>1,427,819</b>            | <b>2,385,920</b>         |                   | <b>64,318</b>                         | <b>139,056</b>           |                   |
| <b>Oreo Dory, Other</b>                |                             |                          |                   |                                       |                          |                   |
| Finfish, Frozen Headed and Guttled     | 396,987                     | 950,047                  | 2.39              | 168,718                               | 415,783                  | 2.46              |
| Finfish, Frozen Other form             | 751,117                     | 1,548,985                | 2.06              | 142,664                               | 251,379                  | 1.76              |
| Finfish, Frozen Whole                  | 93,804                      | 170,308                  | 1.82              | 29,700                                | 61,053                   | 2.06              |
| <b>Total for Oreo Dory, Other</b>      | <b>1,241,908</b>            | <b>2,669,340</b>         |                   | <b>341,082</b>                        | <b>728,215</b>           |                   |
| <b>Other</b>                           |                             |                          |                   |                                       |                          |                   |
| Finfish, Chilled Headed and Guttled    | 57                          | 1,051                    | 18.44             |                                       |                          |                   |
| <b>Total for Other</b>                 | <b>57</b>                   | <b>1,051</b>             |                   |                                       |                          |                   |
| <b>Other chilled fillets</b>           |                             |                          |                   |                                       |                          |                   |
| Finfish, Chilled Fillets               | 20                          | 369                      | 18.45             |                                       |                          |                   |
| <b>Total for Other chilled fillets</b> | <b>20</b>                   | <b>369</b>               |                   |                                       |                          |                   |
| <b>Other chilled finfish</b>           |                             |                          |                   |                                       |                          |                   |
| Finfish, Chilled Other form            | 158                         | 1,827                    | 11.56             |                                       |                          |                   |
| Finfish, Chilled Whole                 | 852                         | 8,282                    | 9.72              |                                       |                          |                   |
| <b>Total for Other chilled finfish</b> | <b>1,010</b>                | <b>10,109</b>            |                   |                                       |                          |                   |
| <b>Other clams chilled</b>             |                             |                          |                   |                                       |                          |                   |
| Other Molluscs, Chilled                | 150                         | 2,239                    | 14.93             |                                       |                          |                   |

| <b>NETT</b>                            | <b>Jan 2012 -- Dec 2012</b> |                        |                                 | <b>Month-to-Date: December - 2012</b> |                        |                                 |
|--|-----------------------------|------------------------|---------------------------------|---------------------------------------|------------------------|---------------------------------|
|  | <b>Weight<br/>(kg)</b>      | <b>FOB*<br/>(\$NZ)</b> | <b>Value<br/>Unit<br/>Value</b> | <b>Weight<br/>(kg)</b>                | <b>FOB*<br/>(\$NZ)</b> | <b>Value<br/>Unit<br/>Value</b> |
| <b>China, Peoples Republic Of</b>      |                             |                        |                                 |                                       |                        |                                 |
| Total for Other clams chilled          | 150                         | 2,239                  |                                 |                                       |                        |                                 |
| <b>Other clams frozen</b>              |                             |                        |                                 |                                       |                        |                                 |
| Other Molluscs, Frozen                 | 100                         | 456                    | 4.56                            |                                       |                        |                                 |
| Total for Other clams frozen           | 100                         | 456                    |                                 |                                       |                        |                                 |
| <b>Other Dogfish/Shark</b>             |                             |                        |                                 |                                       |                        |                                 |
| Finfish, Frozen Other form             | 4,570                       | 11,285                 | 2.47                            |                                       |                        |                                 |
| Total for Other Dogfish/Shark          | 4,570                       | 11,285                 |                                 |                                       |                        |                                 |
| <b>Other Flatfish</b>                  |                             |                        |                                 |                                       |                        |                                 |
| Finfish, Frozen Other form             | 1,890                       | 10,539                 | 5.58                            |                                       |                        |                                 |
| Finfish, Frozen Whole                  | 2,210                       | 10,548                 | 4.77                            |                                       |                        |                                 |
| Total for Other Flatfish               | 4,100                       | 21,087                 |                                 |                                       |                        |                                 |
| <b>Other frozen finfish</b>            |                             |                        |                                 |                                       |                        |                                 |
| Finfish, Frozen Headed and Guttled     | 281,648                     | 1,358,067              | 4.82                            |                                       |                        |                                 |
| Finfish, Frozen Other form             | 276,984                     | 1,699,607              | 6.14                            | 12,586                                | 72,005                 | 5.72                            |
| Finfish, Frozen Whole                  | 3,400                       | 5,637                  | 1.66                            | 3,000                                 | 4,792                  | 1.60                            |
| Total for Other frozen finfish         | 562,032                     | 3,063,311              |                                 | 15,586                                | 76,797                 |                                 |
| <b>Other Molluscs</b>                  |                             |                        |                                 |                                       |                        |                                 |
| Other Molluscs, Live                   | 75                          | 901                    | 12.01                           |                                       |                        |                                 |
| Other Molluscs, Chilled                | 5,980                       | 120,032                | 20.07                           |                                       |                        |                                 |
| Total for Other Molluscs               | 6,055                       | 120,933                |                                 |                                       |                        |                                 |
| <b>Other salmonidea</b>                |                             |                        |                                 |                                       |                        |                                 |
| Finfish, Frozen Other form             | 10                          | 75                     | 7.50                            |                                       |                        |                                 |
| Total for Other salmonidea             | 10                          | 75                     |                                 |                                       |                        |                                 |
| <b>Oysters</b>                         |                             |                        |                                 |                                       |                        |                                 |
| Oysters, Processed                     | 5,475                       | 49,781                 | 9.09                            |                                       |                        |                                 |
| Total for Oysters                      | 5,475                       | 49,781                 |                                 |                                       |                        |                                 |
| <b>Oysters, Dredge</b>                 |                             |                        |                                 |                                       |                        |                                 |
| Oysters, Live                          | 259                         | 3,364                  | 12.99                           |                                       |                        |                                 |
| Oysters, Frozen                        | 675                         | 7,177                  | 10.63                           |                                       |                        |                                 |
| Total for Oysters, Dredge              | 934                         | 10,541                 |                                 |                                       |                        |                                 |
| <b>Oysters, Pacific</b>                |                             |                        |                                 |                                       |                        |                                 |
| Oysters, Live                          | 4,819                       | 61,700                 | 12.80                           | 180                                   | 2,579                  | 14.33                           |
| Oysters, Frozen                        | 59,157                      | 136,002                | 2.30                            |                                       |                        |                                 |
| Total for Oysters, Pacific             | 63,976                      | 197,702                |                                 | 180                                   | 2,579                  |                                 |
| <b>Paua</b>                            |                             |                        |                                 |                                       |                        |                                 |
| Other Molluscs, Live                   | 4,320                       | 220,311                | 51.00                           | 625                                   | 35,293                 | 56.47                           |
| Other Molluscs, Chilled                | 1,565                       | 85,940                 | 54.91                           |                                       |                        |                                 |
| Other Molluscs, Frozen                 | 761                         | 34,692                 | 45.59                           |                                       |                        |                                 |
| Other Molluscs, Processed Cans or Jars | 1,022                       | 186,246                | 182.24                          | 1,022                                 | 186,246                | 182.24                          |

| <b>NETT</b>                                  | <b>Jan 2012 -- Dec 2012</b> |                        |                                 | <b>Month-to-Date: December - 2012</b> |                        |                                 |
|--|-----------------------------|------------------------|---------------------------------|---------------------------------------|------------------------|---------------------------------|
|  | <b>Weight<br/>(kg)</b>      | <b>FOB*<br/>(\$NZ)</b> | <b>Value<br/>Unit<br/>Value</b> | <b>Weight<br/>(kg)</b>                | <b>FOB*<br/>(\$NZ)</b> | <b>Value<br/>Unit<br/>Value</b> |
| <b>China, Peoples Republic Of</b>            |                             |                        |                                 |                                       |                        |                                 |
| <i>Other Molluscs, Processed Smoked, Dri</i> | 308                         | 16,585                 | 53.85                           |                                       |                        |                                 |
| <b>Total for Paua</b>                        | <b>7,976</b>                | <b>543,774</b>         |                                 | <b>1,647</b>                          | <b>221,539</b>         |                                 |
| <b>Rays &amp; Skates</b>                     |                             |                        |                                 |                                       |                        |                                 |
| <i>Finfish, Frozen Other form</i>            | 2,000                       | 8,764                  | 4.38                            |                                       |                        |                                 |
| <b>Total for Rays &amp; Skates</b>           | <b>2,000</b>                | <b>8,764</b>           |                                 |                                       |                        |                                 |
| <b>Rock Lobster</b>                          |                             |                        |                                 |                                       |                        |                                 |
| <i>Rock Lobster, Chilled Live</i>            | 1,803,654                   | 156,328,975            | 86.67                           | 193,421                               | 15,846,022             | 81.93                           |
| <i>Rock Lobster, Frozen Whole</i>            | 7,510                       | 400,317                | 53.30                           | 900                                   | 51,684                 | 57.43                           |
| <b>Total for Rock Lobster</b>                | <b>1,811,164</b>            | <b>156,729,292</b>     |                                 | <b>194,321</b>                        | <b>15,897,706</b>      |                                 |
| <b>Salmon, Pacific</b>                       |                             |                        |                                 |                                       |                        |                                 |
| <i>Finfish, Chilled Other form</i>           | 11,431                      | 190,597                | 16.67                           | 1,064                                 | 17,514                 | 16.46                           |
| <i>Finfish, Chilled Whole</i>                | 283                         | 4,349                  | 15.37                           | 114                                   | 1,247                  | 10.94                           |
| <b>Total for Salmon, Pacific</b>             | <b>11,714</b>               | <b>194,946</b>         |                                 | <b>1,178</b>                          | <b>18,761</b>          |                                 |
| <b>Scallops</b>                              |                             |                        |                                 |                                       |                        |                                 |
| <i>Other Molluscs, Frozen</i>                | 1,300                       | 63,305                 | 48.70                           | 1,300                                 | 63,305                 | 48.70                           |
| <b>Total for Scallops</b>                    | <b>1,300</b>                | <b>63,305</b>          |                                 | <b>1,300</b>                          | <b>63,305</b>          |                                 |
| <b>Sea Perch</b>                             |                             |                        |                                 |                                       |                        |                                 |
| <i>Finfish, Frozen Headed and Guttled</i>    | 8,869                       | 51,920                 | 5.85                            |                                       |                        |                                 |
| <i>Finfish, Frozen Other form</i>            | 4,923                       | 22,028                 | 4.47                            |                                       |                        |                                 |
| <i>Finfish, Frozen Whole</i>                 | 170,139                     | 445,798                | 2.62                            | 500                                   | 3,095                  | 6.19                            |
| <b>Total for Sea Perch</b>                   | <b>183,931</b>              | <b>519,746</b>         |                                 | <b>500</b>                            | <b>3,095</b>           |                                 |
| <b>Shrimps &amp; Prawns cold-water</b>       |                             |                        |                                 |                                       |                        |                                 |
| <i>Other Crustacea, Frozen</i>               | 99,655                      | 2,990,963              | 30.01                           | 96                                    | 3,617                  | 37.68                           |
| <b>Total for Shrimps &amp; Prawns col</b>    | <b>99,655</b>               | <b>2,990,963</b>       |                                 | <b>96</b>                             | <b>3,617</b>           |                                 |
| <b>Shrimps &amp; Prawns other</b>            |                             |                        |                                 |                                       |                        |                                 |
| <i>Other Crustacea, Frozen</i>               | 15,105                      | 550,404                | 36.44                           | 225                                   | 169,145                | 751.76                          |
| <b>Total for Shrimps &amp; Prawns oth</b>    | <b>15,105</b>               | <b>550,404</b>         |                                 | <b>225</b>                            | <b>169,145</b>         |                                 |
| <b>Snapper</b>                               |                             |                        |                                 |                                       |                        |                                 |
| <i>Finfish, Chilled Whole</i>                | 574                         | 7,042                  | 12.27                           |                                       |                        |                                 |
| <i>Finfish, Frozen Other form</i>            | 1,450                       | 1,715                  | 1.18                            |                                       |                        |                                 |
| <i>Finfish, Frozen Whole</i>                 | 6,520                       | 46,383                 | 7.11                            |                                       |                        |                                 |
| <b>Total for Snapper</b>                     | <b>8,544</b>                | <b>55,140</b>          |                                 |                                       |                        |                                 |
| <b>Sole, Lemon</b>                           |                             |                        |                                 |                                       |                        |                                 |
| <i>Finfish, Frozen Whole</i>                 | 6,350                       | 33,849                 | 5.33                            |                                       |                        |                                 |
| <b>Total for Sole, Lemon</b>                 | <b>6,350</b>                | <b>33,849</b>          |                                 |                                       |                        |                                 |
| <b>Sole, New Zealand</b>                     |                             |                        |                                 |                                       |                        |                                 |
| <i>Finfish, Frozen Whole</i>                 | 11,390                      | 57,130                 | 5.02                            |                                       |                        |                                 |
| <b>Total for Sole, New Zealand</b>           | <b>11,390</b>               | <b>57,130</b>          |                                 |                                       |                        |                                 |



| <b>NETT</b> | <b>Jan 2012 -- Dec 2012</b> |                              |                       | <b>Month-to-Date: December - 2012</b> |                              |                       |
|-------------|-----------------------------|------------------------------|-----------------------|---------------------------------------|------------------------------|-----------------------|
|             | <b>Weight<br/>(kg)</b>      | <b>FOB* Value<br/>(\$NZ)</b> | <b>Unit<br/>Value</b> | <b>Weight<br/>(kg)</b>                | <b>FOB* Value<br/>(\$NZ)</b> | <b>Unit<br/>Value</b> |

## China, Peoples Republic Of

### Southern Blue Whiting

|   |                   |                   |      |                  |                  |      |
|---|-------------------|-------------------|------|------------------|------------------|------|
| <i>Finfish, Frozen Fillets</i>            | 15                | 52                | 3.47 |                  |                  |      |
| <i>Finfish, Frozen Headed and Guttled</i> | 4,260,472         | 3,935,509         | 0.92 | 295,480          | 229,903          | 0.78 |
| <i>Finfish, Frozen Other form</i>         | 5,351,813         | 8,574,434         | 1.60 | 1,430,209        | 1,962,632        | 1.37 |
| <i>Finfish, Frozen Whole</i>              | 533,035           | 900,090           | 1.69 | 28,501           | 38,769           | 1.36 |
| <b>Total for Southern Blue Whiting</b>    | <b>10,145,335</b> | <b>13,410,085</b> |      | <b>1,754,190</b> | <b>2,231,304</b> |      |

### Squid

|   |                   |                   |      |               |               |      |
|---|-------------------|-------------------|------|---------------|---------------|------|
| <i>Squid, Frozen HG</i>                 | 1,085,576         | 1,804,793         | 1.66 |               |               |      |
| <i>Squid, Frozen Other Form</i>         | 163,251           | 524,894           | 3.22 |               |               |      |
| <i>Squid, Frozen Tubes/Steaks</i>       | 134,680           | 350,346           | 2.60 |               |               |      |
| <i>Squid, Frozen Whole</i>              | 7,710,071         | 19,187,505        | 2.49 | 40,065        | 77,971        | 1.95 |
| <i>Squid, Frz Heads&amp;Tentacles</i>   | 567,133           | 2,268,815         | 4.00 |               |               |      |
| <i>Squid, Dried, Salted or in Brine</i> | 580,117           | 1,617,977         | 2.79 |               |               |      |
| <b>Total for Squid</b>                  | <b>10,240,828</b> | <b>25,754,330</b> |      | <b>40,065</b> | <b>77,971</b> |      |

### Swordfish

|  |           |            |       |  |  |  |
|--|-----------|------------|-------|--|--|--|
| <i>Finfish, Chilled Headed and Guttled</i> | 20        | 302        | 15.10 |  |  |  |
| <b>Total for Swordfish</b>                 | <b>20</b> | <b>302</b> |       |  |  |  |

### Tarakihi

|  |               |                |       |  |  |  |
|--|---------------|----------------|-------|--|--|--|
| <i>Finfish, Chilled Headed and Guttled</i> | 40            | 448            | 11.20 |  |  |  |
| <i>Finfish, Chilled Whole</i>              | 208           | 1,973          | 9.49  |  |  |  |
| <i>Finfish, Frozen Fillets</i>             | 66            | 480            | 7.27  |  |  |  |
| <i>Finfish, Frozen Headed and Guttled</i>  | 52,548        | 173,673        | 3.31  |  |  |  |
| <i>Finfish, Frozen Whole</i>               | 8,010         | 17,604         | 2.20  |  |  |  |
| <b>Total for Tarakihi</b>                  | <b>60,872</b> | <b>194,178</b> |       |  |  |  |

### Trevally

|                                |            |              |      |  |  |  |
|--------------------------------|------------|--------------|------|--|--|--|
| <i>Finfish, Chilled Whole</i>  | 175        | 1,571        | 8.98 |  |  |  |
| <i>Finfish, Frozen Fillets</i> | 10         | 62           | 6.20 |  |  |  |
| <i>Finfish, Frozen Whole</i>   | 10         | 22           | 2.20 |  |  |  |
| <b>Total for Trevally</b>      | <b>195</b> | <b>1,655</b> |      |  |  |  |

### Tuna, Skipjack

|                                 |                |                  |      |  |  |  |
|---------------------------------|----------------|------------------|------|--|--|--|
| <i>Finfish, Frozen Whole</i>    | 496,606        | 1,333,743        | 2.69 |  |  |  |
| <b>Total for Tuna, Skipjack</b> | <b>496,606</b> | <b>1,333,743</b> |      |  |  |  |

### Tuna, Southern Bluefin

|   |           |            |       |  |  |  |
|---|-----------|------------|-------|--|--|--|
| <i>Finfish, Chilled Whole</i>           | 46        | 920        | 20.00 |  |  |  |
| <b>Total for Tuna, Southern Bluefin</b> | <b>46</b> | <b>920</b> |       |  |  |  |

### Warehou, Blue

|   |                |                |      |               |               |      |
|---|----------------|----------------|------|---------------|---------------|------|
| <i>Finfish, Chilled Fillets</i>           | 290            | 1,736          | 5.99 |               |               |      |
| <i>Finfish, Frozen Headed and Guttled</i> | 61,768         | 244,081        | 3.95 |               |               |      |
| <i>Finfish, Frozen Other form</i>         | 49,240         | 151,545        | 3.08 | 31,240        | 78,855        | 2.52 |
| <b>Total for Warehou, Blue</b>            | <b>111,298</b> | <b>397,362</b> |      | <b>31,240</b> | <b>78,855</b> |      |

| <i>NETT</i>                               | <i>Jan 2012 -- Dec 2012</i> |                              |                       | <i>Month-to-Date: December - 2012</i> |                              |                       |
|---|-----------------------------|------------------------------|-----------------------|---------------------------------------|------------------------------|-----------------------|
|   | <i>Weight<br/>(kg)</i>      | <i>FOB* Value<br/>(\$NZ)</i> | <i>Unit<br/>Value</i> | <i>Weight<br/>(kg)</i>                | <i>FOB* Value<br/>(\$NZ)</i> | <i>Unit<br/>Value</i> |
| <b>China, Peoples Republic Of</b>         |                             |                              |                       |                                       |                              |                       |
| <b>Warehou, Other</b>                     |                             |                              |                       |                                       |                              |                       |
| <i>Finfish, Frozen Headed and Guttred</i> | 258,177                     | 2,713,168                    | 10.51                 | 46,485                                | 474,419                      | 10.21                 |
| <i>Finfish, Frozen Other form</i>         | 23,784                      | 263,783                      | 11.09                 | 6,308                                 | 58,145                       | 9.22                  |
| <i>Finfish, Frozen Whole</i>              | 62,568                      | 848,476                      | 13.56                 |                                       |                              |                       |
| <b>Total for Warehou, Other</b>           | <b>344,529</b>              | <b>3,825,427</b>             |                       | <b>52,793</b>                         | <b>532,564</b>               |                       |
| <b>Warehou, Silver</b>                    |                             |                              |                       |                                       |                              |                       |
| <i>Finfish, Frozen Headed and Guttred</i> | 637,581                     | 3,078,724                    | 4.83                  | 16,056                                | 63,121                       | 3.93                  |
| <i>Finfish, Frozen Other form</i>         | 1,185,304                   | 6,067,746                    | 5.12                  | 222,754                               | 930,343                      | 4.18                  |
| <i>Finfish, Frozen Whole</i>              | 990                         | 2,382                        | 2.41                  |                                       |                              |                       |
| <b>Total for Warehou, Silver</b>          | <b>1,823,875</b>            | <b>9,148,852</b>             |                       | <b>238,810</b>                        | <b>993,464</b>               |                       |
| <b>Total for China, Peoples Republi</b>   | <b>75,781,609</b>           | <b>353,115,146</b>           |                       | <b>6,781,198</b>                      | <b>33,151,722</b>            |                       |

| <i>NETT</i>                     | <i>Jan 2012 -- Dec 2012</i> |                              |                       | <i>Month-to-Date: December - 2012</i> |                              |                       |
|---------------------------------|-----------------------------|------------------------------|-----------------------|---------------------------------------|------------------------------|-----------------------|
|                                 | <i>Weight<br/>(kg)</i>      | <i>FOB* Value<br/>(\$NZ)</i> | <i>Unit<br/>Value</i> | <i>Weight<br/>(kg)</i>                | <i>FOB* Value<br/>(\$NZ)</i> | <i>Unit<br/>Value</i> |
| <b>Colombia</b>                 |                             |                              |                       |                                       |                              |                       |
| <b>Ling</b>                     |                             |                              |                       |                                       |                              |                       |
| <i>Finfish, Frozen Fillets</i>  | 4,875                       | 50,271                       | 10.31                 | 2,990                                 | 29,875                       | 9.99                  |
| <b>Total for Ling</b>           | <b>4,875</b>                | <b>50,271</b>                |                       | <b>2,990</b>                          | <b>29,875</b>                |                       |
| <b>Mackerel, Jack</b>           |                             |                              |                       |                                       |                              |                       |
| <i>Finfish, Frozen Whole</i>    | 9,540                       | 15,245                       | 1.60                  | 9,540                                 | 15,245                       | 1.60                  |
| <b>Total for Mackerel, Jack</b> | <b>9,540</b>                | <b>15,245</b>                |                       | <b>9,540</b>                          | <b>15,245</b>                |                       |
| <b>Mussels</b>                  |                             |                              |                       |                                       |                              |                       |
| <i>Mussels, HS Frozen</i>       | 53,560                      | 287,577                      | 5.37                  | 16,525                                | 85,688                       | 5.19                  |
| <b>Total for Mussels</b>        | <b>53,560</b>               | <b>287,577</b>               |                       | <b>16,525</b>                         | <b>85,688</b>                |                       |
| <b>Total for Colombia</b>       | <b>67,975</b>               | <b>353,093</b>               |                       | <b>29,055</b>                         | <b>130,808</b>               |                       |

| <i>NETT</i>                     | <i>Jan 2012 -- Dec 2012</i> |                              |                       | <i>Month-to-Date: December - 2012</i> |                              |                       |
|---------------------------------|-----------------------------|------------------------------|-----------------------|---------------------------------------|------------------------------|-----------------------|
|                                 | <i>Weight<br/>(kg)</i>      | <i>FOB* Value<br/>(\$NZ)</i> | <i>Unit<br/>Value</i> | <i>Weight<br/>(kg)</i>                | <i>FOB* Value<br/>(\$NZ)</i> | <i>Unit<br/>Value</i> |
| <b>Congo</b>                    |                             |                              |                       |                                       |                              |                       |
| <b>Mackerel, Jack</b>           |                             |                              |                       |                                       |                              |                       |
| <i>Finfish, Frozen Whole</i>    | 108,000                     | 176,747                      | 1.64                  | 81,000                                | 133,165                      | 1.64                  |
| <b>Total for Mackerel, Jack</b> | <b>108,000</b>              | <b>176,747</b>               |                       | <b>81,000</b>                         | <b>133,165</b>               |                       |
| <b>Total for Congo</b>          | <b>108,000</b>              | <b>176,747</b>               |                       | <b>81,000</b>                         | <b>133,165</b>               |                       |

| <b>NETT</b>                                     | <b>Jan 2012 -- Dec 2012</b> |                              |                       | <b>Month-to-Date: December - 2012</b> |                              |                       |
|---|-----------------------------|------------------------------|-----------------------|---------------------------------------|------------------------------|-----------------------|
|   | <b>Weight<br/>(kg)</b>      | <b>FOB* Value<br/>(\$NZ)</b> | <b>Unit<br/>Value</b> | <b>Weight<br/>(kg)</b>                | <b>FOB* Value<br/>(\$NZ)</b> | <b>Unit<br/>Value</b> |
| <b>Cook Islands</b>                             |                             |                              |                       |                                       |                              |                       |
| <b>Anchovies</b>                                |                             |                              |                       |                                       |                              |                       |
| <i>Finfish, Processed Cans or Jars, Whole o</i> | 10                          | 343                          | 34.30                 |                                       |                              |                       |
| <b>Total for Anchovies</b>                      | <b>10</b>                   | <b>343</b>                   |                       |                                       |                              |                       |
| <b>Cod, Blue</b>                                |                             |                              |                       |                                       |                              |                       |
| <i>Finfish, Frozen Fillets</i>                  | 20                          | 236                          | 11.80                 | 20                                    | 236                          | 11.80                 |
| <b>Total for Cod, Blue</b>                      | <b>20</b>                   | <b>236</b>                   |                       | <b>20</b>                             | <b>236</b>                   |                       |
| <b>Crab</b>                                     |                             |                              |                       |                                       |                              |                       |
| <i>Other Crustacea, Frozen</i>                  | 488                         | 6,650                        | 13.63                 | 10                                    | 168                          | 16.80                 |
| <i>Other Crustacea, Processed</i>               | 1,409                       | 7,385                        | 5.24                  |                                       |                              |                       |
| <b>Total for Crab</b>                           | <b>1,897</b>                | <b>14,035</b>                |                       | <b>10</b>                             | <b>168</b>                   |                       |
| <b>Crustaceans</b>                              |                             |                              |                       |                                       |                              |                       |
| <i>Other Crustacea, Processed</i>               | 431                         | 3,791                        | 8.80                  |                                       |                              |                       |
| <b>Total for Crustaceans</b>                    | <b>431</b>                  | <b>3,791</b>                 |                       |                                       |                              |                       |
| <b>Fish cakes</b>                               |                             |                              |                       |                                       |                              |                       |
| <i>Finfish, Processed Other</i>                 | 290                         | 1,516                        | 5.23                  |                                       |                              |                       |
| <b>Total for Fish cakes</b>                     | <b>290</b>                  | <b>1,516</b>                 |                       |                                       |                              |                       |
| <b>Fish fingers</b>                             |                             |                              |                       |                                       |                              |                       |
| <i>Finfish, Processed Other</i>                 | 1,375                       | 10,332                       | 7.51                  |                                       |                              |                       |
| <b>Total for Fish fingers</b>                   | <b>1,375</b>                | <b>10,332</b>                |                       |                                       |                              |                       |
| <b>Flounder</b>                                 |                             |                              |                       |                                       |                              |                       |
| <i>Finfish, Chilled Whole</i>                   | 50                          | 386                          | 7.72                  | 50                                    | 386                          | 7.72                  |
| <i>Finfish, Frozen Whole</i>                    | 93                          | 521                          | 5.60                  |                                       |                              |                       |
| <b>Total for Flounder</b>                       | <b>143</b>                  | <b>907</b>                   |                       | <b>50</b>                             | <b>386</b>                   |                       |
| <b>Gemfish</b>                                  |                             |                              |                       |                                       |                              |                       |
| <i>Finfish, Frozen Fillets</i>                  | 50                          | 2,000                        | 40.00                 | 50                                    | 2,000                        | 40.00                 |
| <b>Total for Gemfish</b>                        | <b>50</b>                   | <b>2,000</b>                 |                       | <b>50</b>                             | <b>2,000</b>                 |                       |
| <b>Hoki</b>                                     |                             |                              |                       |                                       |                              |                       |
| <i>Finfish, Chilled Fillets</i>                 | 10                          | 170                          | 17.00                 |                                       |                              |                       |
| <i>Finfish, Frozen Fillets</i>                  | 70                          | 579                          | 8.27                  |                                       |                              |                       |
| <b>Total for Hoki</b>                           | <b>80</b>                   | <b>749</b>                   |                       |                                       |                              |                       |
| <b>John Dory</b>                                |                             |                              |                       |                                       |                              |                       |
| <i>Finfish, Chilled Fillets</i>                 | 50                          | 536                          | 10.72                 | 50                                    | 536                          | 10.72                 |
| <i>Finfish, Frozen Fillets</i>                  | 250                         | 4,025                        | 16.10                 |                                       |                              |                       |
| <b>Total for John Dory</b>                      | <b>300</b>                  | <b>4,561</b>                 |                       | <b>50</b>                             | <b>536</b>                   |                       |
| <b>Mackerel</b>                                 |                             |                              |                       |                                       |                              |                       |
| <i>Finfish, Processed Cans or Jars, Whole o</i> | 22,907                      | 138,697                      | 6.05                  |                                       |                              |                       |
| <b>Total for Mackerel</b>                       | <b>22,907</b>               | <b>138,697</b>               |                       |                                       |                              |                       |

| <b>NETT</b> | <b>Jan 2012 -- Dec 2012</b> |                              |                       | <b>Month-to-Date: December - 2012</b> |                              |                       |
|-------------|-----------------------------|------------------------------|-----------------------|---------------------------------------|------------------------------|-----------------------|
|             | <b>Weight<br/>(kg)</b>      | <b>FOB* Value<br/>(\$NZ)</b> | <b>Unit<br/>Value</b> | <b>Weight<br/>(kg)</b>                | <b>FOB* Value<br/>(\$NZ)</b> | <b>Unit<br/>Value</b> |

## Cook Islands

### Monkfish (Stargazer)

|                                       |            |              |       |  |  |  |
|---------------------------------------|------------|--------------|-------|--|--|--|
| <i>Finfish, Frozen Fillets</i>        | 100        | 1,570        | 15.70 |  |  |  |
| <b>Total for Monkfish (Stargazer)</b> | <b>100</b> | <b>1,570</b> |       |  |  |  |

### Mullet

|   |          |           |       |          |           |       |
|---|----------|-----------|-------|----------|-----------|-------|
| <i>Finfish, Frozen Headed and Guttled</i> | 3        | 75        | 25.00 | 3        | 75        | 25.00 |
| <b>Total for Mullet</b>                   | <b>3</b> | <b>75</b> |       | <b>3</b> | <b>75</b> |       |

### Mussels

|                                  |              |               |      |            |              |       |
|----------------------------------|--------------|---------------|------|------------|--------------|-------|
| <i>Mussels, HS Frozen</i>        | 2,135        | 16,464        | 7.71 | 6          | 99           | 16.50 |
| <i>Mussels, Live</i>             | 2,323        | 7,554         | 3.25 |            |              |       |
| <i>Mussels, Meat Frozen</i>      | 1,588        | 14,341        | 9.03 |            |              |       |
| <i>Mussels, Whole Chilled</i>    | 615          | 1,829         | 2.97 | 170        | 506          | 2.98  |
| <i>Mussels, Whole Frozen</i>     | 139          | 1,349         | 9.71 |            |              |       |
| <i>Mussels, Processed Packed</i> | 1,076        | 9,059         | 8.42 | 90         | 705          | 7.83  |
| <b>Total for Mussels</b>         | <b>7,876</b> | <b>50,596</b> |      | <b>266</b> | <b>1,310</b> |       |

### Octopus

|  |            |              |      |  |  |  |
|--|------------|--------------|------|--|--|--|
| <i>Other Molluscs, Frozen Other Form</i> | 110        | 594          | 5.40 |  |  |  |
| <i>Other Molluscs, Frozen Whole</i>      | 358        | 3,166        | 8.84 |  |  |  |
| <i>Other Molluscs, Chilled</i>           | 50         | 110          | 2.20 |  |  |  |
| <b>Total for Octopus</b>                 | <b>518</b> | <b>3,870</b> |      |  |  |  |

### Other clams chilled

|                                      |           |            |      |  |  |  |
|--------------------------------------|-----------|------------|------|--|--|--|
| <i>Other Molluscs, Chilled</i>       | 34        | 315        | 9.26 |  |  |  |
| <b>Total for Other clams chilled</b> | <b>34</b> | <b>315</b> |      |  |  |  |

### Other Fish Packed

|  |            |              |       |  |  |  |
|--|------------|--------------|-------|--|--|--|
| <i>Other, Processed Cans or Jars, Whole or</i> | 324        | 3,805        | 11.74 |  |  |  |
| <b>Total for Other Fish Packed</b>             | <b>324</b> | <b>3,805</b> |       |  |  |  |

### Other frozen finfish

|                                       |              |               |      |  |  |  |
|---------------------------------------|--------------|---------------|------|--|--|--|
| <i>Finfish, Frozen Whole</i>          | 4,540        | 16,327        | 3.60 |  |  |  |
| <b>Total for Other frozen finfish</b> | <b>4,540</b> | <b>16,327</b> |      |  |  |  |

### Other minced

|                                  |            |              |       |  |  |  |
|----------------------------------|------------|--------------|-------|--|--|--|
| <i>Finfish, Processed Packed</i> | 332        | 8,091        | 24.37 |  |  |  |
| <b>Total for Other minced</b>    | <b>332</b> | <b>8,091</b> |       |  |  |  |

### Other Molluscs

|                                 |            |              |      |  |  |  |
|---------------------------------|------------|--------------|------|--|--|--|
| <i>Other Molluscs, Frozen</i>   | 250        | 2,370        | 9.48 |  |  |  |
| <b>Total for Other Molluscs</b> | <b>250</b> | <b>2,370</b> |      |  |  |  |

### Other preparations

|                                     |              |               |      |          |            |       |
|-------------------------------------|--------------|---------------|------|----------|------------|-------|
| <i>Other, Processed Other</i>       | 3,492        | 26,217        | 7.51 | 5        | 106        | 21.20 |
| <b>Total for Other preparations</b> | <b>3,492</b> | <b>26,217</b> |      | <b>5</b> | <b>106</b> |       |

### Other salted, in brine

| <b>NETT</b>                                     | <b>Jan 2012 -- Dec 2012</b> |                        |                                 | <b>Month-to-Date: December - 2012</b> |                        |                                 |
|---|-----------------------------|------------------------|---------------------------------|---------------------------------------|------------------------|---------------------------------|
|   | <b>Weight<br/>(kg)</b>      | <b>FOB*<br/>(\$NZ)</b> | <b>Value<br/>Unit<br/>Value</b> | <b>Weight<br/>(kg)</b>                | <b>FOB*<br/>(\$NZ)</b> | <b>Value<br/>Unit<br/>Value</b> |
| <b>Cook Islands</b>                             |                             |                        |                                 |                                       |                        |                                 |
| <i>Other, Processed Salted or in Brine</i>      | 2                           | 26                     | 13.00                           |                                       |                        |                                 |
| <b>Total for Other salted, in brine</b>         | <b>2</b>                    | <b>26</b>              |                                 |                                       |                        |                                 |
| <b>Other species can, jar</b>                   |                             |                        |                                 |                                       |                        |                                 |
| <i>Other, Processed Cans or Jars, Whole or</i>  | 85                          | 3,234                  | 38.05                           |                                       |                        |                                 |
| <b>Total for Other species can, jar</b>         | <b>85</b>                   | <b>3,234</b>           |                                 |                                       |                        |                                 |
| <b>Oysters</b>                                  |                             |                        |                                 |                                       |                        |                                 |
| <i>Oysters, Processed</i>                       | 9                           | 1,617                  | 179.67                          |                                       |                        |                                 |
| <i>Oysters, Processed Packed</i>                | 52                          | 6,234                  | 119.88                          |                                       |                        |                                 |
| <b>Total for Oysters</b>                        | <b>61</b>                   | <b>7,851</b>           |                                 |                                       |                        |                                 |
| <b>Oysters, Dredge</b>                          |                             |                        |                                 |                                       |                        |                                 |
| <i>Oysters, Frozen</i>                          | 1,587                       | 23,934                 | 15.08                           |                                       |                        |                                 |
| <b>Total for Oysters, Dredge</b>                | <b>1,587</b>                | <b>23,934</b>          |                                 |                                       |                        |                                 |
| <b>Oysters, Pacific</b>                         |                             |                        |                                 |                                       |                        |                                 |
| <i>Oysters, Frozen</i>                          | 200                         | 3,598                  | 17.99                           |                                       |                        |                                 |
| <b>Total for Oysters, Pacific</b>               | <b>200</b>                  | <b>3,598</b>           |                                 |                                       |                        |                                 |
| <b>Rock Lobster</b>                             |                             |                        |                                 |                                       |                        |                                 |
| <i>Rock Lobster, Frozen Whole</i>               | 402                         | 17,724                 | 44.09                           |                                       |                        |                                 |
| <b>Total for Rock Lobster</b>                   | <b>402</b>                  | <b>17,724</b>          |                                 |                                       |                        |                                 |
| <b>Salmon</b>                                   |                             |                        |                                 |                                       |                        |                                 |
| <i>Finfish, Chilled Fillets</i>                 | 52                          | 2,016                  | 38.77                           | 5                                     | 150                    | 30.00                           |
| <i>Finfish, Frozen Fillets</i>                  | 326                         | 14,711                 | 45.13                           | 20                                    | 1,136                  | 56.80                           |
| <i>Finfish, Processed Cans or Jars, Whole o</i> | 10,580                      | 69,412                 | 6.56                            | 25                                    | 253                    | 10.12                           |
| <i>Finfish, Processed Smoked</i>                | 18                          | 943                    | 52.39                           |                                       |                        |                                 |
| <b>Total for Salmon</b>                         | <b>10,976</b>               | <b>87,082</b>          |                                 | <b>50</b>                             | <b>1,539</b>           |                                 |
| <b>Salmon, Pacific</b>                          |                             |                        |                                 |                                       |                        |                                 |
| <i>Finfish, Chilled Whole</i>                   | 41                          | 1,182                  | 28.83                           | 41                                    | 1,182                  | 28.83                           |
| <i>Finfish, Frozen Headed and Guttled</i>       | 131                         | 4,457                  | 34.02                           |                                       |                        |                                 |
| <i>Finfish, Frozen Other form</i>               | 180                         | 2,393                  | 13.29                           |                                       |                        |                                 |
| <b>Total for Salmon, Pacific</b>                | <b>352</b>                  | <b>8,032</b>           |                                 | <b>41</b>                             | <b>1,182</b>           |                                 |
| <b>Salmon, Sockeye</b>                          |                             |                        |                                 |                                       |                        |                                 |
| <i>Finfish, Frozen Headed and Guttled</i>       | 235                         | 4,615                  | 19.64                           |                                       |                        |                                 |
| <b>Total for Salmon, Sockeye</b>                | <b>235</b>                  | <b>4,615</b>           |                                 |                                       |                        |                                 |
| <b>Sardines</b>                                 |                             |                        |                                 |                                       |                        |                                 |
| <i>Finfish, Frozen Whole</i>                    | 20,932                      | 62,145                 | 2.97                            |                                       |                        |                                 |
| <i>Finfish, Processed Cans or Jars, Minced</i>  | 2,053                       | 8,129                  | 3.96                            |                                       |                        |                                 |
| <i>Finfish, Processed Cans or Jars, Whole o</i> | 747                         | 11,773                 | 15.76                           |                                       |                        |                                 |
| <b>Total for Sardines</b>                       | <b>23,732</b>               | <b>82,047</b>          |                                 |                                       |                        |                                 |
| <b>Scallops</b>                                 |                             |                        |                                 |                                       |                        |                                 |
| <i>Other Molluscs, Chilled</i>                  | 443                         | 8,546                  | 19.29                           |                                       |                        |                                 |

| <b>NETT</b>                                     | <b>Jan 2012 -- Dec 2012</b> |                              |                       | <b>Month-to-Date: December - 2012</b> |                              |                       |
|---|-----------------------------|------------------------------|-----------------------|---------------------------------------|------------------------------|-----------------------|
|   | <b>Weight<br/>(kg)</b>      | <b>FOB* Value<br/>(\$NZ)</b> | <b>Unit<br/>Value</b> | <b>Weight<br/>(kg)</b>                | <b>FOB* Value<br/>(\$NZ)</b> | <b>Unit<br/>Value</b> |
| <b>Cook Islands</b>                             |                             |                              |                       |                                       |                              |                       |
| <i>Other Molluscs, Frozen</i>                   | 4,253                       | 78,726                       | 18.51                 |                                       |                              |                       |
| <i>Other Molluscs, Smoked, Dried, Salted</i>    | 50                          | 1,125                        | 22.50                 |                                       |                              |                       |
| <b>Total for Scallops</b>                       | <b>4,746</b>                | <b>88,397</b>                |                       |                                       |                              |                       |
| <b>Shrimps &amp; Prawns</b>                     |                             |                              |                       |                                       |                              |                       |
| <i>Other Crustacea, Processed</i>               | 248                         | 5,217                        | 21.04                 |                                       |                              |                       |
| <b>Total for Shrimps &amp; Prawns</b>           | <b>248</b>                  | <b>5,217</b>                 |                       |                                       |                              |                       |
| <b>Shrimps &amp; Prawns cold-water</b>          |                             |                              |                       |                                       |                              |                       |
| <i>Other Crustacea, Frozen</i>                  | 11,541                      | 219,339                      | 19.01                 |                                       |                              |                       |
| <b>Total for Shrimps &amp; Prawns col</b>       | <b>11,541</b>               | <b>219,339</b>               |                       |                                       |                              |                       |
| <b>Shrimps &amp; Prawns other</b>               |                             |                              |                       |                                       |                              |                       |
| <i>Other Crustacea, Frozen</i>                  | 3,375                       | 47,983                       | 14.22                 |                                       |                              |                       |
| <i>Other Crustacea, Frozen Other form</i>       | 920                         | 15,736                       | 17.10                 |                                       |                              |                       |
| <b>Total for Shrimps &amp; Prawns oth</b>       | <b>4,295</b>                | <b>63,719</b>                |                       |                                       |                              |                       |
| <b>Snapper</b>                                  |                             |                              |                       |                                       |                              |                       |
| <i>Finfish, Chilled Fillets</i>                 | 409                         | 652                          | 1.59                  |                                       |                              |                       |
| <i>Finfish, Frozen Fillets</i>                  | 21                          | 421                          | 20.05                 |                                       |                              |                       |
| <i>Finfish, Frozen Whole</i>                    | 480                         | 5,966                        | 12.43                 |                                       |                              |                       |
| <b>Total for Snapper</b>                        | <b>910</b>                  | <b>7,039</b>                 |                       |                                       |                              |                       |
| <b>Squid</b>                                    |                             |                              |                       |                                       |                              |                       |
| <i>Squid, Chilled Other Form</i>                | 650                         | 6,878                        | 10.58                 |                                       |                              |                       |
| <i>Squid, Frozen Other Form</i>                 | 1,750                       | 20,321                       | 11.61                 |                                       |                              |                       |
| <i>Squid, Frozen Tubes/Steaks</i>               | 5,235                       | 33,318                       | 6.36                  | 100                                   | 647                          | 6.47                  |
| <i>Squid, Frozen Whole</i>                      | 100                         | 701                          | 7.01                  |                                       |                              |                       |
| <i>Squid, Frz Heads&amp;Tentacles</i>           | 40                          | 246                          | 6.15                  |                                       |                              |                       |
| <i>Squid, Dried, Salted or in Brine</i>         | 2                           | 178                          | 89.00                 |                                       |                              |                       |
| <i>Squid, Processed</i>                         | 1,785                       | 16,797                       | 9.41                  |                                       |                              |                       |
| <i>Squid, Processed Packed</i>                  | 300                         | 840                          | 2.80                  |                                       |                              |                       |
| <b>Total for Squid</b>                          | <b>9,862</b>                | <b>79,279</b>                |                       | <b>100</b>                            | <b>647</b>                   |                       |
| <b>Surimi, Other species</b>                    |                             |                              |                       |                                       |                              |                       |
| <i>Finfish, Surimi Other</i>                    | 3,377                       | 17,688                       | 5.24                  |                                       |                              |                       |
| <b>Total for Surimi, Other species</b>          | <b>3,377</b>                | <b>17,688</b>                |                       |                                       |                              |                       |
| <b>Tarakihi</b>                                 |                             |                              |                       |                                       |                              |                       |
| <i>Finfish, Chilled Headed and Guttled</i>      | 10                          | 65                           | 6.50                  |                                       |                              |                       |
| <b>Total for Tarakihi</b>                       | <b>10</b>                   | <b>65</b>                    |                       |                                       |                              |                       |
| <b>Trevally</b>                                 |                             |                              |                       |                                       |                              |                       |
| <i>Finfish, Frozen Whole</i>                    | 28                          | 58                           | 2.07                  |                                       |                              |                       |
| <b>Total for Trevally</b>                       | <b>28</b>                   | <b>58</b>                    |                       |                                       |                              |                       |
| <b>Tunas &amp; Atlantic Bonito</b>              |                             |                              |                       |                                       |                              |                       |
| <i>Finfish, Processed Cans or Jars, Whole o</i> | 16,761                      | 169,646                      | 10.12                 | 698                                   | 7,535                        | 10.80                 |



| <i>NETT</i>                      | <i>Jan 2012 -- Dec 2012</i> |                              |                       | <i>Month-to-Date: December - 2012</i> |                              |                       |
|----------------------------------|-----------------------------|------------------------------|-----------------------|---------------------------------------|------------------------------|-----------------------|
|                                  | <i>Weight<br/>(kg)</i>      | <i>FOB* Value<br/>(\$NZ)</i> | <i>Unit<br/>Value</i> | <i>Weight<br/>(kg)</i>                | <i>FOB* Value<br/>(\$NZ)</i> | <i>Unit<br/>Value</i> |
| <b>Cook Islands</b>              |                             |                              |                       |                                       |                              |                       |
| Total for Tunas & Atlantic Bonit | 16,761                      | 169,646                      |                       | 698                                   | 7,535                        |                       |
| Total for Cook Islands           | 134,382                     | 1,178,993                    |                       | 1,343                                 | 15,720                       |                       |

| <i>NETT</i>                               | <i>Jan 2012 -- Dec 2012</i> |                              |                       | <i>Month-to-Date: December - 2012</i> |                              |                       |
|---|-----------------------------|------------------------------|-----------------------|---------------------------------------|------------------------------|-----------------------|
|   | <i>Weight<br/>(kg)</i>      | <i>FOB* Value<br/>(\$NZ)</i> | <i>Unit<br/>Value</i> | <i>Weight<br/>(kg)</i>                | <i>FOB* Value<br/>(\$NZ)</i> | <i>Unit<br/>Value</i> |
| <b>Cote D'Ivoire</b>                      |                             |                              |                       |                                       |                              |                       |
| <b>Barracouta</b>                         |                             |                              |                       |                                       |                              |                       |
| <i>Finfish, Frozen Headed and Guttred</i> | 156,000                     | 187,199                      | 1.20                  |                                       |                              |                       |
| <i>Finfish, Frozen Whole</i>              | 153,444                     | 101,092                      | 0.66                  |                                       |                              |                       |
| <b>Total for Barracouta</b>               | <b>309,444</b>              | <b>288,291</b>               |                       |                                       |                              |                       |
| <b>Kahawai</b>                            |                             |                              |                       |                                       |                              |                       |
| <i>Finfish, Frozen Whole</i>              | 634,990                     | 928,891                      | 1.46                  | 87,990                                | 125,854                      | 1.43                  |
| <b>Total for Kahawai</b>                  | <b>634,990</b>              | <b>928,891</b>               |                       | <b>87,990</b>                         | <b>125,854</b>               |                       |
| <b>Mackerel, Blue</b>                     |                             |                              |                       |                                       |                              |                       |
| <i>Finfish, Frozen Whole</i>              | 9,000                       | 17,706                       | 1.97                  |                                       |                              |                       |
| <b>Total for Mackerel, Blue</b>           | <b>9,000</b>                | <b>17,706</b>                |                       |                                       |                              |                       |
| <b>Mackerel, Jack</b>                     |                             |                              |                       |                                       |                              |                       |
| <i>Finfish, Frozen Whole</i>              | 378,900                     | 576,701                      | 1.52                  | 101,000                               | 157,652                      | 1.56                  |
| <b>Total for Mackerel, Jack</b>           | <b>378,900</b>              | <b>576,701</b>               |                       | <b>101,000</b>                        | <b>157,652</b>               |                       |
| <b>Total for Cote D'Ivoire</b>            | <b>1,332,334</b>            | <b>1,811,589</b>             |                       | <b>188,990</b>                        | <b>283,506</b>               |                       |

| <i>NETT</i>                              | <i>Jan 2012 -- Dec 2012</i> |                              |                       | <i>Month-to-Date: December - 2012</i> |                              |                       |
|--|-----------------------------|------------------------------|-----------------------|---------------------------------------|------------------------------|-----------------------|
|  | <i>Weight<br/>(kg)</i>      | <i>FOB* Value<br/>(\$NZ)</i> | <i>Unit<br/>Value</i> | <i>Weight<br/>(kg)</i>                | <i>FOB* Value<br/>(\$NZ)</i> | <i>Unit<br/>Value</i> |
| <b>Croatia</b>                           |                             |                              |                       |                                       |                              |                       |
| <b>Fish meal fit for human</b>           |                             |                              |                       |                                       |                              |                       |
| <i>Finfish, Processed Other</i>          | 150                         | 10,642                       | 70.95                 |                                       |                              |                       |
| <b>Total for Fish meal fit for human</b> | <b>150</b>                  | <b>10,642</b>                |                       |                                       |                              |                       |
| <b>Snapper</b>                           |                             |                              |                       |                                       |                              |                       |
| <i>Finfish, Chilled Whole</i>            | 200                         | 3,134                        | 15.67                 |                                       |                              |                       |
| <b>Total for Snapper</b>                 | <b>200</b>                  | <b>3,134</b>                 |                       |                                       |                              |                       |
| <b>Squid</b>                             |                             |                              |                       |                                       |                              |                       |
| <i>Squid, Frozen Whole</i>               | 1,406,539                   | 2,786,596                    | 1.98                  |                                       |                              |                       |
| <b>Total for Squid</b>                   | <b>1,406,539</b>            | <b>2,786,596</b>             |                       |                                       |                              |                       |
| <b>Total for Croatia</b>                 | <b>1,406,889</b>            | <b>2,800,372</b>             |                       |                                       |                              |                       |

| <b>NETT</b>                                    | <i>Jan 2012 -- Dec 2012</i> |                              |                       | <i>Month-to-Date: December - 2012</i> |                              |                       |
|--|-----------------------------|------------------------------|-----------------------|---------------------------------------|------------------------------|-----------------------|
|  | <i>Weight<br/>(kg)</i>      | <i>FOB* Value<br/>(\$NZ)</i> | <i>Unit<br/>Value</i> | <i>Weight<br/>(kg)</i>                | <i>FOB* Value<br/>(\$NZ)</i> | <i>Unit<br/>Value</i> |
| <b>Cyprus</b>                                  |                             |                              |                       |                                       |                              |                       |
| <b>Fish cakes</b>                              |                             |                              |                       |                                       |                              |                       |
| <i>Finfish, Processed Other</i>                | 2,412                       | 7,272                        | 3.01                  |                                       |                              |                       |
| <b>Total for Fish cakes</b>                    | <b>2,412</b>                | <b>7,272</b>                 |                       |                                       |                              |                       |
| <b>Fish fingers</b>                            |                             |                              |                       |                                       |                              |                       |
| <i>Finfish, Processed Other</i>                | 5,418                       | 16,586                       | 3.06                  |                                       |                              |                       |
| <b>Total for Fish fingers</b>                  | <b>5,418</b>                | <b>16,586</b>                |                       |                                       |                              |                       |
| <b>Hoki</b>                                    |                             |                              |                       |                                       |                              |                       |
| <i>Finfish, Frozen Fillets</i>                 | 108,170                     | 553,886                      | 5.12                  | 996                                   | 5,390                        | 5.41                  |
| <b>Total for Hoki</b>                          | <b>108,170</b>              | <b>553,886</b>               |                       | <b>996</b>                            | <b>5,390</b>                 |                       |
| <b>John Dory</b>                               |                             |                              |                       |                                       |                              |                       |
| <i>Finfish, Chilled Whole</i>                  | 42                          | 540                          | 12.86                 |                                       |                              |                       |
| <b>Total for John Dory</b>                     | <b>42</b>                   | <b>540</b>                   |                       |                                       |                              |                       |
| <b>Mussels</b>                                 |                             |                              |                       |                                       |                              |                       |
| <i>Mussels, HS Frozen</i>                      | 115,378                     | 612,647                      | 5.31                  | 1,089                                 | 5,583                        | 5.13                  |
| <i>Mussels, Whole Frozen</i>                   | 20                          | 31                           | 1.55                  |                                       |                              |                       |
| <b>Total for Mussels</b>                       | <b>115,398</b>              | <b>612,678</b>               |                       | <b>1,089</b>                          | <b>5,583</b>                 |                       |
| <b>Octopus</b>                                 |                             |                              |                       |                                       |                              |                       |
| <i>Other Molluscs, Live</i>                    | 27                          | 106                          | 3.93                  |                                       |                              |                       |
| <b>Total for Octopus</b>                       | <b>27</b>                   | <b>106</b>                   |                       |                                       |                              |                       |
| <b>Oreo Dory, Smooth</b>                       |                             |                              |                       |                                       |                              |                       |
| <i>Finfish, Frozen Fillets</i>                 | 50                          | 155                          | 3.10                  |                                       |                              |                       |
| <b>Total for Oreo Dory, Smooth</b>             | <b>50</b>                   | <b>155</b>                   |                       |                                       |                              |                       |
| <b>Other chilled finfish</b>                   |                             |                              |                       |                                       |                              |                       |
| <i>Finfish, Chilled Other form</i>             | 26                          | 335                          | 12.88                 |                                       |                              |                       |
| <i>Finfish, Chilled Whole</i>                  | 386                         | 4,052                        | 10.50                 |                                       |                              |                       |
| <b>Total for Other chilled finfish</b>         | <b>412</b>                  | <b>4,387</b>                 |                       |                                       |                              |                       |
| <b>Other Fish Packed</b>                       |                             |                              |                       |                                       |                              |                       |
| <i>Other, Processed Cans or Jars, Whole or</i> | 109,472                     | 659,480                      | 6.02                  | 8,130                                 | 50,367                       | 6.20                  |
| <b>Total for Other Fish Packed</b>             | <b>109,472</b>              | <b>659,480</b>               |                       | <b>8,130</b>                          | <b>50,367</b>                |                       |
| <b>Other frozen fillets</b>                    |                             |                              |                       |                                       |                              |                       |
| <i>Finfish, Frozen Fillets</i>                 | 17                          | 158                          | 9.29                  |                                       |                              |                       |
| <b>Total for Other frozen fillets</b>          | <b>17</b>                   | <b>158</b>                   |                       |                                       |                              |                       |
| <b>Other preparations</b>                      |                             |                              |                       |                                       |                              |                       |
| <i>Other, Processed Other</i>                  | 61,959                      | 248,087                      | 4.00                  | 9,873                                 | 39,608                       | 4.01                  |
| <b>Total for Other preparations</b>            | <b>61,959</b>               | <b>248,087</b>               |                       | <b>9,873</b>                          | <b>39,608</b>                |                       |
| <b>Snapper</b>                                 |                             |                              |                       |                                       |                              |                       |
| <i>Finfish, Chilled Whole</i>                  | 14,253                      | 167,895                      | 11.78                 | 823                                   | 11,536                       | 14.02                 |

| <i>NETT</i>                  | <i>Jan 2012 -- Dec 2012</i> |                              |                       | <i>Month-to-Date: December - 2012</i> |                              |                       |
|------------------------------|-----------------------------|------------------------------|-----------------------|---------------------------------------|------------------------------|-----------------------|
|                              | <i>Weight<br/>(kg)</i>      | <i>FOB* Value<br/>(\$NZ)</i> | <i>Unit<br/>Value</i> | <i>Weight<br/>(kg)</i>                | <i>FOB* Value<br/>(\$NZ)</i> | <i>Unit<br/>Value</i> |
| <b>Cyprus</b>                |                             |                              |                       |                                       |                              |                       |
| <i>Finfish, Frozen Whole</i> | 5,779                       | 54,364                       | 9.41                  |                                       |                              |                       |
| <b>Total for Snapper</b>     | 20,032                      | 222,259                      |                       | 823                                   | 11,536                       |                       |
| <b>Sole, Lemon</b>           |                             |                              |                       |                                       |                              |                       |
| <i>Finfish, Frozen Whole</i> | 860                         | 5,122                        | 5.96                  |                                       |                              |                       |
| <b>Total for Sole, Lemon</b> | 860                         | 5,122                        |                       |                                       |                              |                       |
| <b>Total for Cyprus</b>      | 424,269                     | 2,330,716                    |                       | 20,911                                | 112,484                      |                       |

| <b>NETT</b>                           | <b>Jan 2012 -- Dec 2012</b> |                              |                       | <b>Month-to-Date: December - 2012</b> |                              |                       |
|---------------------------------------|-----------------------------|------------------------------|-----------------------|---------------------------------------|------------------------------|-----------------------|
|                                       | <b>Weight<br/>(kg)</b>      | <b>FOB* Value<br/>(\$NZ)</b> | <b>Unit<br/>Value</b> | <b>Weight<br/>(kg)</b>                | <b>FOB* Value<br/>(\$NZ)</b> | <b>Unit<br/>Value</b> |
| <b>Denmark</b>                        |                             |                              |                       |                                       |                              |                       |
| <b>Hoki</b>                           |                             |                              |                       |                                       |                              |                       |
| <i>Finfish, Frozen Fillets</i>        | 18,360                      | 90,499                       | 4.93                  |                                       |                              |                       |
| <b>Total for Hoki</b>                 | <b>18,360</b>               | <b>90,499</b>                |                       |                                       |                              |                       |
| <b>Livers and Roe</b>                 |                             |                              |                       |                                       |                              |                       |
| <i>Finfish, Frozen Whole</i>          | 198,390                     | 323,611                      | 1.63                  |                                       |                              |                       |
| <b>Total for Livers and Roe</b>       | <b>198,390</b>              | <b>323,611</b>               |                       |                                       |                              |                       |
| <b>Mussels</b>                        |                             |                              |                       |                                       |                              |                       |
| <i>Mussels, Freeze-dried pwd</i>      | 3,625                       | 312,953                      | 86.33                 | 2,285                                 | 192,836                      | 84.39                 |
| <i>Mussels, HS Frozen</i>             | 342,302                     | 1,674,012                    | 4.89                  | 66,036                                | 321,262                      | 4.86                  |
| <i>Mussels, Meat Frozen</i>           | 19,250                      | 67,811                       | 3.52                  |                                       |                              |                       |
| <i>Mussels, Powder in capsule</i>     | 2,320                       | 209,491                      | 90.30                 |                                       |                              |                       |
| <b>Total for Mussels</b>              | <b>367,497</b>              | <b>2,264,267</b>             |                       | <b>68,321</b>                         | <b>514,098</b>               |                       |
| <b>Orange Roughy</b>                  |                             |                              |                       |                                       |                              |                       |
| <i>Finfish, Frozen Fillets</i>        | 25,340                      | 325,742                      | 12.85                 |                                       |                              |                       |
| <i>Finfish, Frozen Other form</i>     | 4,649                       | 35,049                       | 7.54                  | 2,460                                 | 17,982                       | 7.31                  |
| <b>Total for Orange Roughy</b>        | <b>29,989</b>               | <b>360,791</b>               |                       | <b>2,460</b>                          | <b>17,982</b>                |                       |
| <b>Oreo Dory, Black</b>               |                             |                              |                       |                                       |                              |                       |
| <i>Finfish, Frozen Fillets</i>        | 19,325                      | 79,278                       | 4.10                  |                                       |                              |                       |
| <b>Total for Oreo Dory, Black</b>     | <b>19,325</b>               | <b>79,278</b>                |                       |                                       |                              |                       |
| <b>Oreo Dory, Smooth</b>              |                             |                              |                       |                                       |                              |                       |
| <i>Finfish, Frozen Fillets</i>        | 51,704                      | 334,555                      | 6.47                  |                                       |                              |                       |
| <b>Total for Oreo Dory, Smooth</b>    | <b>51,704</b>               | <b>334,555</b>               |                       |                                       |                              |                       |
| <b>Other frozen finfish</b>           |                             |                              |                       |                                       |                              |                       |
| <i>Finfish, Frozen Other form</i>     | 4,880                       | 37,530                       | 7.69                  | 2,950                                 | 22,185                       | 7.52                  |
| <b>Total for Other frozen finfish</b> | <b>4,880</b>                | <b>37,530</b>                |                       | <b>2,950</b>                          | <b>22,185</b>                |                       |
| <b>Oysters, Pacific</b>               |                             |                              |                       |                                       |                              |                       |
| <i>Oysters, Frozen</i>                | 11,960                      | 128,423                      | 10.74                 |                                       |                              |                       |
| <b>Total for Oysters, Pacific</b>     | <b>11,960</b>               | <b>128,423</b>               |                       |                                       |                              |                       |
| <b>Rays &amp; Skates</b>              |                             |                              |                       |                                       |                              |                       |
| <i>Finfish, Frozen Other form</i>     | 3,400                       | 17,621                       | 5.18                  | 3,400                                 | 17,621                       | 5.18                  |
| <b>Total for Rays &amp; Skates</b>    | <b>3,400</b>                | <b>17,621</b>                |                       | <b>3,400</b>                          | <b>17,621</b>                |                       |
| <b>Snapper</b>                        |                             |                              |                       |                                       |                              |                       |
| <i>Finfish, Frozen Whole</i>          | 7,600                       | 63,850                       | 8.40                  | 7,600                                 | 63,850                       | 8.40                  |
| <b>Total for Snapper</b>              | <b>7,600</b>                | <b>63,850</b>                |                       | <b>7,600</b>                          | <b>63,850</b>                |                       |
| <b>Total for Denmark</b>              | <b>713,105</b>              | <b>3,700,425</b>             |                       | <b>84,731</b>                         | <b>635,736</b>               |                       |

| <i>NETT</i>                               | <i>Jan 2012 -- Dec 2012</i> |                              |                       | <i>Month-to-Date: December - 2012</i> |                              |                       |
|---|-----------------------------|------------------------------|-----------------------|---------------------------------------|------------------------------|-----------------------|
|   | <i>Weight<br/>(kg)</i>      | <i>FOB* Value<br/>(\$NZ)</i> | <i>Unit<br/>Value</i> | <i>Weight<br/>(kg)</i>                | <i>FOB* Value<br/>(\$NZ)</i> | <i>Unit<br/>Value</i> |
| <b>Dominican Republic</b>                 |                             |                              |                       |                                       |                              |                       |
| <b>Mussels</b>                            |                             |                              |                       |                                       |                              |                       |
| <i>Mussels, HS Frozen</i>                 | 260,132                     | 1,363,175                    | 5.24                  | 19,421                                | 98,551                       | 5.07                  |
| <b>Total for Mussels</b>                  | <b>260,132</b>              | <b>1,363,175</b>             |                       | <b>19,421</b>                         | <b>98,551</b>                |                       |
| <b>Southern Blue Whiting</b>              |                             |                              |                       |                                       |                              |                       |
| <i>Finfish, Frozen Headed and Guttled</i> | 38,500                      | 69,875                       | 1.81                  |                                       |                              |                       |
| <b>Total for Southern Blue Whiting</b>    | <b>38,500</b>               | <b>69,875</b>                |                       |                                       |                              |                       |
| <b>Total for Dominican Republic</b>       | <b>298,632</b>              | <b>1,433,050</b>             |                       | <b>19,421</b>                         | <b>98,551</b>                |                       |

| <i>NETT</i>                       | <i>Jan 2012 -- Dec 2012</i> |                              |                       | <i>Month-to-Date: December - 2012</i> |                              |                       |
|-----------------------------------|-----------------------------|------------------------------|-----------------------|---------------------------------------|------------------------------|-----------------------|
|                                   | <i>Weight<br/>(kg)</i>      | <i>FOB* Value<br/>(\$NZ)</i> | <i>Unit<br/>Value</i> | <i>Weight<br/>(kg)</i>                | <i>FOB* Value<br/>(\$NZ)</i> | <i>Unit<br/>Value</i> |
| <b>Egypt</b>                      |                             |                              |                       |                                       |                              |                       |
| <b>Mackerel, Jack</b>             |                             |                              |                       |                                       |                              |                       |
| <i>Finfish, Frozen Whole</i>      | 108,000                     | 160,229                      | 1.48                  |                                       |                              |                       |
| <b>Total for Mackerel, Jack</b>   | <b>108,000</b>              | <b>160,229</b>               |                       |                                       |                              |                       |
| <b>Mussels</b>                    |                             |                              |                       |                                       |                              |                       |
| <i>Mussels, HS Frozen</i>         | 33,360                      | 149,440                      | 4.48                  |                                       |                              |                       |
| <i>Mussels, Whole Frozen</i>      | 21,300                      | 97,980                       | 4.60                  |                                       |                              |                       |
| <b>Total for Mussels</b>          | <b>54,660</b>               | <b>247,420</b>               |                       |                                       |                              |                       |
| <b>Oysters, Pacific</b>           |                             |                              |                       |                                       |                              |                       |
| <i>Oysters, Frozen</i>            | 142                         | 1,907                        | 13.43                 |                                       |                              |                       |
| <b>Total for Oysters, Pacific</b> | <b>142</b>                  | <b>1,907</b>                 |                       |                                       |                              |                       |
| <b>Total for Egypt</b>            | <b>162,802</b>              | <b>409,556</b>               |                       |                                       |                              |                       |



| <i>NETT</i>                           | <i>Jan 2012 -- Dec 2012</i> |                              |                       | <i>Month-to-Date: December - 2012</i> |                              |                       |
|---------------------------------------|-----------------------------|------------------------------|-----------------------|---------------------------------------|------------------------------|-----------------------|
|                                       | <i>Weight<br/>(kg)</i>      | <i>FOB* Value<br/>(\$NZ)</i> | <i>Unit<br/>Value</i> | <i>Weight<br/>(kg)</i>                | <i>FOB* Value<br/>(\$NZ)</i> | <i>Unit<br/>Value</i> |
| <b>Equatorial Guinea</b>              |                             |                              |                       |                                       |                              |                       |
| <b>Kahawai</b>                        |                             |                              |                       |                                       |                              |                       |
| <i>Finfish, Frozen Whole</i>          | 215,150                     | 316,342                      | 1.47                  | 108,000                               | 157,454                      | 1.46                  |
| <b>Total for Kahawai</b>              | <b>215,150</b>              | <b>316,342</b>               |                       | <b>108,000</b>                        | <b>157,454</b>               |                       |
| <b>Mackerel, Jack</b>                 |                             |                              |                       |                                       |                              |                       |
| <i>Finfish, Frozen Whole</i>          | 1,305,500                   | 2,195,361                    | 1.68                  |                                       |                              |                       |
| <b>Total for Mackerel, Jack</b>       | <b>1,305,500</b>            | <b>2,195,361</b>             |                       |                                       |                              |                       |
| <b>Other frozen finfish</b>           |                             |                              |                       |                                       |                              |                       |
| <i>Finfish, Frozen Whole</i>          | 27,000                      | 37,168                       | 1.38                  | 27,000                                | 37,168                       | 1.38                  |
| <b>Total for Other frozen finfish</b> | <b>27,000</b>               | <b>37,168</b>                |                       | <b>27,000</b>                         | <b>37,168</b>                |                       |
| <b>Total for Equatorial Guinea</b>    | <b>1,547,650</b>            | <b>2,548,871</b>             |                       | <b>135,000</b>                        | <b>194,622</b>               |                       |

| <b>NETT</b>                              | <b>Jan 2012 -- Dec 2012</b> |                              |                       | <b>Month-to-Date: December - 2012</b> |                              |                       |
|--|-----------------------------|------------------------------|-----------------------|---------------------------------------|------------------------------|-----------------------|
|  | <b>Weight<br/>(kg)</b>      | <b>FOB* Value<br/>(\$NZ)</b> | <b>Unit<br/>Value</b> | <b>Weight<br/>(kg)</b>                | <b>FOB* Value<br/>(\$NZ)</b> | <b>Unit<br/>Value</b> |
| <b>Estonia</b>                           |                             |                              |                       |                                       |                              |                       |
| <b>Cod, Red</b>                          |                             |                              |                       |                                       |                              |                       |
| <i>Finfish, Frozen Fillets</i>           | 1,010                       | 4,161                        | 4.12                  |                                       |                              |                       |
| <i>Finfish, Frozen Headed and Gutted</i> | 200                         | 631                          | 3.16                  |                                       |                              |                       |
| <b>Total for Cod, Red</b>                | <b>1,210</b>                | <b>4,792</b>                 |                       |                                       |                              |                       |
| <b>Finfish, minced blocks</b>            |                             |                              |                       |                                       |                              |                       |
| <i>Finfish, Frozen Other form</i>        | 112,373                     | 193,261                      | 1.72                  |                                       |                              |                       |
| <b>Total for Finfish, minced blocks</b>  | <b>112,373</b>              | <b>193,261</b>               |                       |                                       |                              |                       |
| <b>Ghostshark</b>                        |                             |                              |                       |                                       |                              |                       |
| <i>Finfish, Frozen Fillets</i>           | 1,010                       | 5,916                        | 5.86                  |                                       |                              |                       |
| <i>Finfish, Frozen Headed and Gutted</i> | 25                          | 65                           | 2.60                  |                                       |                              |                       |
| <i>Finfish, Frozen Other form</i>        | 500                         | 1,536                        | 3.07                  |                                       |                              |                       |
| <b>Total for Ghostshark</b>              | <b>1,535</b>                | <b>7,517</b>                 |                       |                                       |                              |                       |
| <b>Hake</b>                              |                             |                              |                       |                                       |                              |                       |
| <i>Finfish, Frozen Headed and Gutted</i> | 75                          | 404                          | 5.39                  |                                       |                              |                       |
| <i>Finfish, Frozen Other form</i>        | 990                         | 3,982                        | 4.02                  |                                       |                              |                       |
| <b>Total for Hake</b>                    | <b>1,065</b>                | <b>4,386</b>                 |                       |                                       |                              |                       |
| <b>Monkfish (Stargazer)</b>              |                             |                              |                       |                                       |                              |                       |
| <i>Finfish, Frozen Fillets</i>           | 550                         | 4,456                        | 8.10                  |                                       |                              |                       |
| <i>Finfish, Frozen Headed and Gutted</i> | 200                         | 1,056                        | 5.28                  |                                       |                              |                       |
| <b>Total for Monkfish (Stargazer)</b>    | <b>750</b>                  | <b>5,512</b>                 |                       |                                       |                              |                       |
| <b>Mussels</b>                           |                             |                              |                       |                                       |                              |                       |
| <i>Mussels, HS Frozen</i>                | 960                         | 4,968                        | 5.18                  |                                       |                              |                       |
| <i>Mussels, Meat Frozen</i>              | 600                         | 3,379                        | 5.63                  |                                       |                              |                       |
| <b>Total for Mussels</b>                 | <b>1,560</b>                | <b>8,347</b>                 |                       |                                       |                              |                       |
| <b>Oreo Dory, Black</b>                  |                             |                              |                       |                                       |                              |                       |
| <i>Finfish, Frozen Headed and Gutted</i> | 220                         | 563                          | 2.56                  |                                       |                              |                       |
| <i>Finfish, Frozen Other form</i>        | 1,584                       | 3,476                        | 2.19                  |                                       |                              |                       |
| <b>Total for Oreo Dory, Black</b>        | <b>1,804</b>                | <b>4,039</b>                 |                       |                                       |                              |                       |
| <b>Oreo Dory, Other</b>                  |                             |                              |                       |                                       |                              |                       |
| <i>Finfish, Frozen Headed and Gutted</i> | 200                         | 718                          | 3.59                  |                                       |                              |                       |
| <b>Total for Oreo Dory, Other</b>        | <b>200</b>                  | <b>718</b>                   |                       |                                       |                              |                       |
| <b>Surimi, Other species</b>             |                             |                              |                       |                                       |                              |                       |
| <i>Finfish, Surimi Other</i>             | 17,483                      | 22,828                       | 1.31                  |                                       |                              |                       |
| <b>Total for Surimi, Other species</b>   | <b>17,483</b>               | <b>22,828</b>                |                       |                                       |                              |                       |
| <b>Total for Estonia</b>                 | <b>137,980</b>              | <b>251,400</b>               |                       |                                       |                              |                       |

| <i>NETT</i>                               | <i>Jan 2012 -- Dec 2012</i> |                          |                   | <i>Month-to-Date: December - 2012</i> |                          |                   |
|---|-----------------------------|--------------------------|-------------------|---------------------------------------|--------------------------|-------------------|
|   | <i>Weight (kg)</i>          | <i>FOB* Value (\$NZ)</i> | <i>Unit Value</i> | <i>Weight (kg)</i>                    | <i>FOB* Value (\$NZ)</i> | <i>Unit Value</i> |
| <b>Fiji</b>                               |                             |                          |                   |                                       |                          |                   |
| <b>Antarctic Toothfish</b>                |                             |                          |                   |                                       |                          |                   |
| <i>Finfish, Frozen Other form</i>         | 5                           | 195                      | 39.00             |                                       |                          |                   |
| <b>Total for Antarctic Toothfish</b>      | <b>5</b>                    | <b>195</b>               |                   |                                       |                          |                   |
| <b>Barracouta</b>                         |                             |                          |                   |                                       |                          |                   |
| <i>Finfish, Frozen Headed and Guttled</i> | 200                         | 591                      | 2.96              |                                       |                          |                   |
| <b>Total for Barracouta</b>               | <b>200</b>                  | <b>591</b>               |                   |                                       |                          |                   |
| <b>Catfish</b>                            |                             |                          |                   |                                       |                          |                   |
| <i>Finfish, Frozen Headed and Guttled</i> | 400                         | 2,454                    | 6.14              |                                       |                          |                   |
| <b>Total for Catfish</b>                  | <b>400</b>                  | <b>2,454</b>             |                   |                                       |                          |                   |
| <b>Crab</b>                               |                             |                          |                   |                                       |                          |                   |
| <i>Other Crustacea, Frozen</i>            | 1,100                       | 16,930                   | 15.39             |                                       |                          |                   |
| <i>Other Crustacea, Processed</i>         | 4,460                       | 39,058                   | 8.76              |                                       |                          |                   |
| <b>Total for Crab</b>                     | <b>5,560</b>                | <b>55,988</b>            |                   |                                       |                          |                   |
| <b>Eels</b>                               |                             |                          |                   |                                       |                          |                   |
| <i>Finfish, Processed Smoked</i>          | 1                           | 18                       | 18.00             |                                       |                          |                   |
| <b>Total for Eels</b>                     | <b>1</b>                    | <b>18</b>                |                   |                                       |                          |                   |
| <b>Fillets dried</b>                      |                             |                          |                   |                                       |                          |                   |
| <i>Finfish, Processed Dried</i>           | 603                         | 1,920                    | 3.18              |                                       |                          |                   |
| <b>Total for Fillets dried</b>            | <b>603</b>                  | <b>1,920</b>             |                   |                                       |                          |                   |
| <b>Fish cakes</b>                         |                             |                          |                   |                                       |                          |                   |
| <i>Finfish, Processed Other</i>           | 10,258                      | 37,884                   | 3.69              | 725                                   | 3,062                    | 4.22              |
| <b>Total for Fish cakes</b>               | <b>10,258</b>               | <b>37,884</b>            |                   | <b>725</b>                            | <b>3,062</b>             |                   |
| <b>Fish fingers</b>                       |                             |                          |                   |                                       |                          |                   |
| <i>Finfish, Processed Other</i>           | 2,869                       | 13,219                   | 4.61              |                                       |                          |                   |
| <b>Total for Fish fingers</b>             | <b>2,869</b>                | <b>13,219</b>            |                   |                                       |                          |                   |
| <b>Fish meal fit for human</b>            |                             |                          |                   |                                       |                          |                   |
| <i>Finfish, Processed Other</i>           | 26,668                      | 175,903                  | 6.60              |                                       |                          |                   |
| <b>Total for Fish meal fit for human</b>  | <b>26,668</b>               | <b>175,903</b>           |                   |                                       |                          |                   |
| <b>Groper</b>                             |                             |                          |                   |                                       |                          |                   |
| <i>Finfish, Chilled Fillets</i>           | 5                           | 256                      | 51.20             |                                       |                          |                   |
| <b>Total for Groper</b>                   | <b>5</b>                    | <b>256</b>               |                   |                                       |                          |                   |
| <b>Hake</b>                               |                             |                          |                   |                                       |                          |                   |
| <i>Finfish, Frozen Fillets</i>            | 258                         | 2,145                    | 8.31              |                                       |                          |                   |
| <b>Total for Hake</b>                     | <b>258</b>                  | <b>2,145</b>             |                   |                                       |                          |                   |
| <b>Herrings</b>                           |                             |                          |                   |                                       |                          |                   |
| <i>Finfish, Frozen Fillets</i>            | 50                          | 785                      | 15.70             |                                       |                          |                   |
| <b>Total for Herrings</b>                 | <b>50</b>                   | <b>785</b>               |                   |                                       |                          |                   |

| <b>NETT</b>                                     | <b>Jan 2012 -- Dec 2012</b> |                              |                       | <b>Month-to-Date: December - 2012</b> |                              |                       |
|---|-----------------------------|------------------------------|-----------------------|---------------------------------------|------------------------------|-----------------------|
|   | <b>Weight<br/>(kg)</b>      | <b>FOB* Value<br/>(\$NZ)</b> | <b>Unit<br/>Value</b> | <b>Weight<br/>(kg)</b>                | <b>FOB* Value<br/>(\$NZ)</b> | <b>Unit<br/>Value</b> |
| <b>Fiji</b>                                     |                             |                              |                       |                                       |                              |                       |
| <b>Hoki</b>                                     |                             |                              |                       |                                       |                              |                       |
| <i>Finfish, Frozen Fillet Blocks</i>            | 2,550                       | 8,081                        | 3.17                  |                                       |                              |                       |
| <i>Finfish, Frozen Fillets</i>                  | 7,230                       | 44,996                       | 6.22                  |                                       |                              |                       |
| <b>Total for Hoki</b>                           | <b>9,780</b>                | <b>53,077</b>                |                       |                                       |                              |                       |
| <b>Kahawai</b>                                  |                             |                              |                       |                                       |                              |                       |
| <i>Finfish, Frozen Other form</i>               | 11,100                      | 14,002                       | 1.26                  |                                       |                              |                       |
| <b>Total for Kahawai</b>                        | <b>11,100</b>               | <b>14,002</b>                |                       |                                       |                              |                       |
| <b>Mackerel</b>                                 |                             |                              |                       |                                       |                              |                       |
| <i>Finfish, Chilled Whole</i>                   | 7,550                       | 5,628                        | 0.75                  |                                       |                              |                       |
| <i>Finfish, Processed Cans or Jars, Whole o</i> | 8                           | 128                          | 16.00                 |                                       |                              |                       |
| <b>Total for Mackerel</b>                       | <b>7,558</b>                | <b>5,756</b>                 |                       |                                       |                              |                       |
| <b>Mackerel, Blue</b>                           |                             |                              |                       |                                       |                              |                       |
| <i>Finfish, Frozen Whole</i>                    | 676,450                     | 1,128,045                    | 1.67                  | 68,000                                | 109,586                      | 1.61                  |
| <b>Total for Mackerel, Blue</b>                 | <b>676,450</b>              | <b>1,128,045</b>             |                       | <b>68,000</b>                         | <b>109,586</b>               |                       |
| <b>Mackerel, Jack</b>                           |                             |                              |                       |                                       |                              |                       |
| <i>Finfish, Frozen Other form</i>               | 62,220                      | 154,436                      | 2.48                  |                                       |                              |                       |
| <i>Finfish, Frozen Whole</i>                    | 95,200                      | 171,036                      | 1.80                  |                                       |                              |                       |
| <b>Total for Mackerel, Jack</b>                 | <b>157,420</b>              | <b>325,472</b>               |                       |                                       |                              |                       |
| <b>Mussels</b>                                  |                             |                              |                       |                                       |                              |                       |
| <i>Mussels, HS Frozen</i>                       | 14,800                      | 94,139                       | 6.36                  | 1,800                                 | 11,955                       | 6.64                  |
| <i>Mussels, Live</i>                            | 20                          | 56                           | 2.80                  |                                       |                              |                       |
| <i>Mussels, Meat Frozen</i>                     | 4,632                       | 29,388                       | 6.34                  | 700                                   | 3,021                        | 4.32                  |
| <i>Mussels, Whole Frozen</i>                    | 200                         | 1,289                        | 6.45                  |                                       |                              |                       |
| <b>Total for Mussels</b>                        | <b>19,652</b>               | <b>124,872</b>               |                       | <b>2,500</b>                          | <b>14,976</b>                |                       |
| <b>Octopus</b>                                  |                             |                              |                       |                                       |                              |                       |
| <i>Other Molluscs, Frozen Whole</i>             | 860                         | 4,460                        | 5.19                  |                                       |                              |                       |
| <i>Other Molluscs, Chilled</i>                  | 4                           | 66                           | 16.50                 |                                       |                              |                       |
| <b>Total for Octopus</b>                        | <b>864</b>                  | <b>4,526</b>                 |                       |                                       |                              |                       |
| <b>Other Crustacea</b>                          |                             |                              |                       |                                       |                              |                       |
| <i>Other Crustacea, Frozen</i>                  | 200                         | 1,520                        | 7.60                  | 200                                   | 1,520                        | 7.60                  |
| <i>Other Crustacea, Processed Packed</i>        | 300                         | 2,280                        | 7.60                  |                                       |                              |                       |
| <b>Total for Other Crustacea</b>                | <b>500</b>                  | <b>3,800</b>                 |                       | <b>200</b>                            | <b>1,520</b>                 |                       |
| <b>Other Fish Packed</b>                        |                             |                              |                       |                                       |                              |                       |
| <i>Other, Processed Cans or Jars, Whole or</i>  | 375                         | 3,095                        | 8.25                  | 375                                   | 3,095                        | 8.25                  |
| <b>Total for Other Fish Packed</b>              | <b>375</b>                  | <b>3,095</b>                 |                       | <b>375</b>                            | <b>3,095</b>                 |                       |
| <b>Other frozen fillets</b>                     |                             |                              |                       |                                       |                              |                       |
| <i>Finfish, Frozen Fillets</i>                  | 3,176                       | 18,913                       | 5.95                  |                                       |                              |                       |
| <b>Total for Other frozen fillets</b>           | <b>3,176</b>                | <b>18,913</b>                |                       |                                       |                              |                       |

| <i>NETT</i>                                    | <i>Jan 2012 -- Dec 2012</i> |                          |                   | <i>Month-to-Date: December - 2012</i> |                          |                   |
|--|-----------------------------|--------------------------|-------------------|---------------------------------------|--------------------------|-------------------|
|  | <i>Weight (kg)</i>          | <i>FOB* Value (\$NZ)</i> | <i>Unit Value</i> | <i>Weight (kg)</i>                    | <i>FOB* Value (\$NZ)</i> | <i>Unit Value</i> |
| <b>Fiji</b>                                    |                             |                          |                   |                                       |                          |                   |
| <b>Other frozen finfish</b>                    |                             |                          |                   |                                       |                          |                   |
| <i>Finfish, Frozen Headed and Guttled</i>      | 18,720                      | 12,134                   | 0.65              |                                       |                          |                   |
| <i>Finfish, Frozen Other form</i>              | 1,600                       | 511                      | 0.32              |                                       |                          |                   |
| <b>Total for Other frozen finfish</b>          | <b>20,320</b>               | <b>12,645</b>            |                   |                                       |                          |                   |
| <b>Other Molluscs</b>                          |                             |                          |                   |                                       |                          |                   |
| <i>Other Molluscs, Frozen</i>                  | 900                         | 7,476                    | 8.31              |                                       |                          |                   |
| <i>Other Molluscs, Processed Packed</i>        | 825                         | 5,566                    | 6.75              |                                       |                          |                   |
| <b>Total for Other Molluscs</b>                | <b>1,725</b>                | <b>13,042</b>            |                   |                                       |                          |                   |
| <b>Other preparations</b>                      |                             |                          |                   |                                       |                          |                   |
| <i>Other, Processed Other</i>                  | 1,695                       | 9,998                    | 5.90              |                                       |                          |                   |
| <b>Total for Other preparations</b>            | <b>1,695</b>                | <b>9,998</b>             |                   |                                       |                          |                   |
| <b>Other salmonidea</b>                        |                             |                          |                   |                                       |                          |                   |
| <i>Finfish, Frozen Other form</i>              | 601                         | 29,794                   | 49.57             | 90                                    | 4,447                    | 49.41             |
| <i>Finfish, Frozen Whole</i>                   | 76                          | 1,562                    | 20.55             |                                       |                          |                   |
| <b>Total for Other salmonidea</b>              | <b>677</b>                  | <b>31,356</b>            |                   | <b>90</b>                             | <b>4,447</b>             |                   |
| <b>Other species can, jar</b>                  |                             |                          |                   |                                       |                          |                   |
| <i>Other, Processed Cans or Jars, Whole or</i> | 5                           | 24                       | 4.80              |                                       |                          |                   |
| <b>Total for Other species can, jar</b>        | <b>5</b>                    | <b>24</b>                |                   |                                       |                          |                   |
| <b>Oysters, Dredge</b>                         |                             |                          |                   |                                       |                          |                   |
| <i>Oysters, Live</i>                           | 310                         | 2,542                    | 8.20              |                                       |                          |                   |
| <b>Total for Oysters, Dredge</b>               | <b>310</b>                  | <b>2,542</b>             |                   |                                       |                          |                   |
| <b>Oysters, Pacific</b>                        |                             |                          |                   |                                       |                          |                   |
| <i>Oysters, Frozen</i>                         | 404                         | 3,750                    | 9.28              | 300                                   | 2,460                    | 8.20              |
| <b>Total for Oysters, Pacific</b>              | <b>404</b>                  | <b>3,750</b>             |                   | <b>300</b>                            | <b>2,460</b>             |                   |
| <b>Rock Lobster</b>                            |                             |                          |                   |                                       |                          |                   |
| <i>Rock Lobster, Frozen Other form</i>         | 240                         | 3,954                    | 16.48             |                                       |                          |                   |
| <i>Rock Lobster, Frozen Tails</i>              | 164                         | 20,218                   | 123.28            |                                       |                          |                   |
| <i>Rock Lobster, Frozen Whole</i>              | 25                          | 1,646                    | 65.84             |                                       |                          |                   |
| <b>Total for Rock Lobster</b>                  | <b>429</b>                  | <b>25,818</b>            |                   |                                       |                          |                   |
| <b>Salmon</b>                                  |                             |                          |                   |                                       |                          |                   |
| <i>Finfish, Chilled Fillets</i>                | 166                         | 4,421                    | 26.63             | 91                                    | 2,653                    | 29.15             |
| <i>Finfish, Frozen Fillets</i>                 | 55                          | 1,761                    | 32.02             |                                       |                          |                   |
| <i>Finfish, Processed Packed</i>               | 50                          | 1,497                    | 29.94             |                                       |                          |                   |
| <i>Finfish, Processed Smoked</i>               | 310                         | 10,332                   | 33.33             | 30                                    | 2,408                    | 80.27             |
| <b>Total for Salmon</b>                        | <b>581</b>                  | <b>18,011</b>            |                   | <b>121</b>                            | <b>5,061</b>             |                   |
| <b>Salmon, Pacific</b>                         |                             |                          |                   |                                       |                          |                   |
| <i>Finfish, Chilled Other form</i>             | 2                           | 72                       | 36.00             |                                       |                          |                   |
| <i>Finfish, Chilled Whole</i>                  | 99                          | 1,971                    | 19.91             | 99                                    | 1,971                    | 19.91             |
| <i>Finfish, Frozen Headed and Guttled</i>      | 500                         | 5,892                    | 11.78             |                                       |                          |                   |

| <b>NETT</b>                                     | <b>Jan 2012 -- Dec 2012</b> |                              |                       | <b>Month-to-Date: December - 2012</b> |                              |                       |
|---|-----------------------------|------------------------------|-----------------------|---------------------------------------|------------------------------|-----------------------|
|   | <b>Weight<br/>(kg)</b>      | <b>FOB* Value<br/>(\$NZ)</b> | <b>Unit<br/>Value</b> | <b>Weight<br/>(kg)</b>                | <b>FOB* Value<br/>(\$NZ)</b> | <b>Unit<br/>Value</b> |
| <b>Fiji</b>                                     |                             |                              |                       |                                       |                              |                       |
| <i>Finfish, Frozen Whole</i>                    | 3,012                       | 54,432                       | 18.07                 |                                       |                              |                       |
| <b>Total for Salmon, Pacific</b>                | <b>3,613</b>                | <b>62,367</b>                |                       | <b>99</b>                             | <b>1,971</b>                 |                       |
| <b>Scallops</b>                                 |                             |                              |                       |                                       |                              |                       |
| <i>Other Molluscs, Chilled</i>                  | 1                           | 42                           | 42.00                 |                                       |                              |                       |
| <i>Other Molluscs, Frozen</i>                   | 3,843                       | 56,049                       | 14.58                 | 1,750                                 | 18,631                       | 10.65                 |
| <b>Total for Scallops</b>                       | <b>3,844</b>                | <b>56,091</b>                |                       | <b>1,750</b>                          | <b>18,631</b>                |                       |
| <b>Shrimps &amp; Prawns cold-water</b>          |                             |                              |                       |                                       |                              |                       |
| <i>Other Crustacea, Frozen</i>                  | 359                         | 8,361                        | 23.29                 |                                       |                              |                       |
| <b>Total for Shrimps &amp; Prawns col</b>       | <b>359</b>                  | <b>8,361</b>                 |                       |                                       |                              |                       |
| <b>Shrimps &amp; Prawns other</b>               |                             |                              |                       |                                       |                              |                       |
| <i>Other Crustacea, Frozen</i>                  | 25,096                      | 328,726                      | 13.10                 |                                       |                              |                       |
| <i>Other Crustacea, Frozen Other form</i>       | 100                         | 1,735                        | 17.35                 |                                       |                              |                       |
| <b>Total for Shrimps &amp; Prawns oth</b>       | <b>25,196</b>               | <b>330,461</b>               |                       |                                       |                              |                       |
| <b>Snapper</b>                                  |                             |                              |                       |                                       |                              |                       |
| <i>Finfish, Frozen Fillets</i>                  | 7                           | 328                          | 46.86                 |                                       |                              |                       |
| <b>Total for Snapper</b>                        | <b>7</b>                    | <b>328</b>                   |                       |                                       |                              |                       |
| <b>Southern Blue Whiting</b>                    |                             |                              |                       |                                       |                              |                       |
| <i>Finfish, Frozen Fillets</i>                  | 765                         | 3,322                        | 4.34                  |                                       |                              |                       |
| <b>Total for Southern Blue Whiting</b>          | <b>765</b>                  | <b>3,322</b>                 |                       |                                       |                              |                       |
| <b>Squid</b>                                    |                             |                              |                       |                                       |                              |                       |
| <i>Squid, Chilled Other Form</i>                | 2,350                       | 13,164                       | 5.60                  |                                       |                              |                       |
| <i>Squid, Frozen Other Form</i>                 | 2,230                       | 21,684                       | 9.72                  | 40                                    | 387                          | 9.68                  |
| <i>Squid, Frozen Tubes/Steaks</i>               | 12,238                      | 92,993                       | 7.60                  | 2,000                                 | 10,000                       | 5.00                  |
| <i>Squid, Frozen Whole</i>                      | 200                         | 1,445                        | 7.23                  |                                       |                              |                       |
| <i>Squid, Processed Packed</i>                  | 2,340                       | 16,984                       | 7.26                  |                                       |                              |                       |
| <b>Total for Squid</b>                          | <b>19,358</b>               | <b>146,270</b>               |                       | <b>2,040</b>                          | <b>10,387</b>                |                       |
| <b>Surimi, Other species</b>                    |                             |                              |                       |                                       |                              |                       |
| <i>Finfish, Surimi Other</i>                    | 3,425                       | 18,215                       | 5.32                  | 720                                   | 4,464                        | 6.20                  |
| <b>Total for Surimi, Other species</b>          | <b>3,425</b>                | <b>18,215</b>                |                       | <b>720</b>                            | <b>4,464</b>                 |                       |
| <b>Swordfish</b>                                |                             |                              |                       |                                       |                              |                       |
| <i>Finfish, Chilled Fillets</i>                 | 8                           | 266                          | 33.25                 |                                       |                              |                       |
| <b>Total for Swordfish</b>                      | <b>8</b>                    | <b>266</b>                   |                       |                                       |                              |                       |
| <b>Tuna, Bigeye</b>                             |                             |                              |                       |                                       |                              |                       |
| <i>Finfish, Frozen Other form</i>               | 15                          | 667                          | 44.47                 |                                       |                              |                       |
| <b>Total for Tuna, Bigeye</b>                   | <b>15</b>                   | <b>667</b>                   |                       |                                       |                              |                       |
| <b>Tunas &amp; Atlantic Bonito</b>              |                             |                              |                       |                                       |                              |                       |
| <i>Finfish, Processed Cans or Jars, Whole o</i> | 15,984                      | 48,254                       | 3.02                  |                                       |                              |                       |
| <b>Total for Tunas &amp; Atlantic Bonit</b>     | <b>15,984</b>               | <b>48,254</b>                |                       |                                       |                              |                       |

| <i>NETT</i>    | <i>Jan 2012 -- Dec 2012</i> |                              |                       | <i>Month-to-Date: December - 2012</i> |                              |                       |
|----------------|-----------------------------|------------------------------|-----------------------|---------------------------------------|------------------------------|-----------------------|
|                | <i>Weight<br/>(kg)</i>      | <i>FOB* Value<br/>(\$NZ)</i> | <i>Unit<br/>Value</i> | <i>Weight<br/>(kg)</i>                | <i>FOB* Value<br/>(\$NZ)</i> | <i>Unit<br/>Value</i> |
| <b>Fiji</b>    |                             |                              |                       |                                       |                              |                       |
| Total for Fiji | 1,032,472                   | 2,764,704                    |                       | 76,920                                | 179,660                      |                       |

| <i>NETT</i>                              | <i>Jan 2012 -- Dec 2012</i> |                              |                       | <i>Month-to-Date: December - 2012</i> |                              |                       |
|--|-----------------------------|------------------------------|-----------------------|---------------------------------------|------------------------------|-----------------------|
|  | <i>Weight<br/>(kg)</i>      | <i>FOB* Value<br/>(\$NZ)</i> | <i>Unit<br/>Value</i> | <i>Weight<br/>(kg)</i>                | <i>FOB* Value<br/>(\$NZ)</i> | <i>Unit<br/>Value</i> |
| <b>Finland</b>                           |                             |                              |                       |                                       |                              |                       |
| <b>Fish meal fit for human</b>           |                             |                              |                       |                                       |                              |                       |
| <i>Finfish, Processed Other</i>          | 400                         | 11,919                       | 29.80                 |                                       |                              |                       |
| <b>Total for Fish meal fit for human</b> | <b>400</b>                  | <b>11,919</b>                |                       |                                       |                              |                       |
| <b>Mussels</b>                           |                             |                              |                       |                                       |                              |                       |
| <i>Mussels, Freeze-dried pwd</i>         | 400                         | 14,460                       | 36.15                 |                                       |                              |                       |
| <b>Total for Mussels</b>                 | <b>400</b>                  | <b>14,460</b>                |                       |                                       |                              |                       |
| <b>Other Crustacea</b>                   |                             |                              |                       |                                       |                              |                       |
| <i>Other Crustacea, Frozen</i>           | 3,182                       | 2,824                        | 0.89                  |                                       |                              |                       |
| <b>Total for Other Crustacea</b>         | <b>3,182</b>                | <b>2,824</b>                 |                       |                                       |                              |                       |
| <b>Total for Finland</b>                 | <b>3,982</b>                | <b>29,203</b>                |                       |                                       |                              |                       |



| <b>NETT</b>                                    | <b>Jan 2012 -- Dec 2012</b> |                              |                       | <b>Month-to-Date: December - 2012</b> |                              |                       |
|--|-----------------------------|------------------------------|-----------------------|---------------------------------------|------------------------------|-----------------------|
|  | <b>Weight<br/>(kg)</b>      | <b>FOB* Value<br/>(\$NZ)</b> | <b>Unit<br/>Value</b> | <b>Weight<br/>(kg)</b>                | <b>FOB* Value<br/>(\$NZ)</b> | <b>Unit<br/>Value</b> |
| <b>France</b>                                  |                             |                              |                       |                                       |                              |                       |
| <b>Barracouta</b>                              |                             |                              |                       |                                       |                              |                       |
| <i>Finfish, Frozen Headed and Guttled</i>      | 15,720                      | 40,883                       | 2.60                  |                                       |                              |                       |
| <b>Total for Barracouta</b>                    | <b>15,720</b>               | <b>40,883</b>                |                       |                                       |                              |                       |
| <b>Cod, Red</b>                                |                             |                              |                       |                                       |                              |                       |
| <i>Finfish, Frozen Fillets</i>                 | 6,795                       | 42,041                       | 6.19                  |                                       |                              |                       |
| <b>Total for Cod, Red</b>                      | <b>6,795</b>                | <b>42,041</b>                |                       |                                       |                              |                       |
| <b>Finfish, minced blocks</b>                  |                             |                              |                       |                                       |                              |                       |
| <i>Finfish, Frozen Other form</i>              | 512,057                     | 726,978                      | 1.42                  | 35,910                                | 48,874                       | 1.36                  |
| <b>Total for Finfish, minced blocks</b>        | <b>512,057</b>              | <b>726,978</b>               |                       | <b>35,910</b>                         | <b>48,874</b>                |                       |
| <b>Finfish, other fish meat</b>                |                             |                              |                       |                                       |                              |                       |
| <i>Finfish, Processed Other</i>                | 546,750                     | 1,940,714                    | 3.55                  | 20,250                                | 70,390                       | 3.48                  |
| <b>Total for Finfish, other fish meat</b>      | <b>546,750</b>              | <b>1,940,714</b>             |                       | <b>20,250</b>                         | <b>70,390</b>                |                       |
| <b>Fish Flours,meals,pellets</b>               |                             |                              |                       |                                       |                              |                       |
| <i>Finfish, Processed Flours,meals,pellets</i> | 3,500                       | 194,725                      | 55.64                 |                                       |                              |                       |
| <b>Total for Fish Flours,meals,pelle</b>       | <b>3,500</b>                | <b>194,725</b>               |                       |                                       |                              |                       |
| <b>Hoki</b>                                    |                             |                              |                       |                                       |                              |                       |
| <i>Finfish, Frozen Fillet Blocks</i>           | 4,019,959                   | 15,631,136                   | 3.89                  | 361,035                               | 1,432,731                    | 3.97                  |
| <i>Finfish, Frozen Fillets</i>                 | 1,464,843                   | 7,456,228                    | 5.09                  | 129,065                               | 959,477                      | 7.43                  |
| <i>Finfish, Frozen Other form</i>              | 50,630                      | 317,983                      | 6.28                  |                                       |                              |                       |
| <b>Total for Hoki</b>                          | <b>5,535,432</b>            | <b>23,405,347</b>            |                       | <b>490,100</b>                        | <b>2,392,208</b>             |                       |
| <b>Kahawai</b>                                 |                             |                              |                       |                                       |                              |                       |
| <i>Finfish, Frozen Whole</i>                   | 3,000                       | 5,415                        | 1.81                  |                                       |                              |                       |
| <b>Total for Kahawai</b>                       | <b>3,000</b>                | <b>5,415</b>                 |                       |                                       |                              |                       |
| <b>Mackerel, Jack</b>                          |                             |                              |                       |                                       |                              |                       |
| <i>Finfish, Frozen Whole</i>                   | 254,670                     | 401,001                      | 1.57                  | 56,000                                | 86,514                       | 1.54                  |
| <b>Total for Mackerel, Jack</b>                | <b>254,670</b>              | <b>401,001</b>               |                       | <b>56,000</b>                         | <b>86,514</b>                |                       |
| <b>Mussels</b>                                 |                             |                              |                       |                                       |                              |                       |
| <i>Mussels, Freeze-dried pwd</i>               | 3,800                       | 148,561                      | 39.10                 | 100                                   | 4,559                        | 45.59                 |
| <i>Mussels, HS Frozen</i>                      | 406,518                     | 2,080,237                    | 5.12                  | 56,060                                | 271,179                      | 4.84                  |
| <b>Total for Mussels</b>                       | <b>410,318</b>              | <b>2,228,798</b>             |                       | <b>56,160</b>                         | <b>275,738</b>               |                       |
| <b>Orange Roughy</b>                           |                             |                              |                       |                                       |                              |                       |
| <i>Finfish, Frozen Fillets</i>                 | 8,010                       | 112,356                      | 14.03                 |                                       |                              |                       |
| <b>Total for Orange Roughy</b>                 | <b>8,010</b>                | <b>112,356</b>               |                       |                                       |                              |                       |
| <b>Oreo Dory, Smooth</b>                       |                             |                              |                       |                                       |                              |                       |
| <i>Finfish, Frozen Fillets</i>                 | 60,610                      | 403,342                      | 6.65                  | 8,730                                 | 58,846                       | 6.74                  |
| <b>Total for Oreo Dory, Smooth</b>             | <b>60,610</b>               | <b>403,342</b>               |                       | <b>8,730</b>                          | <b>58,846</b>                |                       |
| <b>Other Molluscs</b>                          |                             |                              |                       |                                       |                              |                       |

| <b>NETT</b>                                   | <b>Jan 2012 -- Dec 2012</b> |                              |                       | <b>Month-to-Date: December - 2012</b> |                              |                       |
|---|-----------------------------|------------------------------|-----------------------|---------------------------------------|------------------------------|-----------------------|
|   | <b>Weight<br/>(kg)</b>      | <b>FOB* Value<br/>(\$NZ)</b> | <b>Unit<br/>Value</b> | <b>Weight<br/>(kg)</b>                | <b>FOB* Value<br/>(\$NZ)</b> | <b>Unit<br/>Value</b> |
| <b>France</b>                                 |                             |                              |                       |                                       |                              |                       |
| <i>Other Molluscs, Smoked, Dried, Salted</i>  | 500                         | 42,695                       | 85.39                 |                                       |                              |                       |
| <b>Total for Other Molluscs</b>               | <b>500</b>                  | <b>42,695</b>                |                       |                                       |                              |                       |
| <b>Paua</b>                                   |                             |                              |                       |                                       |                              |                       |
| <i>Other Molluscs, Processed Cans or Jars</i> | 1,020                       | 64,507                       | 63.24                 |                                       |                              |                       |
| <b>Total for Paua</b>                         | <b>1,020</b>                | <b>64,507</b>                |                       |                                       |                              |                       |
| <b>Rays &amp; Skates</b>                      |                             |                              |                       |                                       |                              |                       |
| <i>Finfish, Frozen Other form</i>             | 14,000                      | 56,973                       | 4.07                  |                                       |                              |                       |
| <b>Total for Rays &amp; Skates</b>            | <b>14,000</b>               | <b>56,973</b>                |                       |                                       |                              |                       |
| <b>Trevally</b>                               |                             |                              |                       |                                       |                              |                       |
| <i>Finfish, Frozen Whole</i>                  | 300,800                     | 677,567                      | 2.25                  | 32,590                                | 76,739                       | 2.35                  |
| <b>Total for Trevally</b>                     | <b>300,800</b>              | <b>677,567</b>               |                       | <b>32,590</b>                         | <b>76,739</b>                |                       |
| <b>Tuna, Albacore/Longfinned</b>              |                             |                              |                       |                                       |                              |                       |
| <i>Finfish, Frozen Whole</i>                  | 213,030                     | 916,022                      | 4.30                  |                                       |                              |                       |
| <b>Total for Tuna, Albacore/Longfi</b>        | <b>213,030</b>              | <b>916,022</b>               |                       |                                       |                              |                       |
| <b>Total for France</b>                       | <b>7,886,212</b>            | <b>31,259,364</b>            |                       | <b>699,740</b>                        | <b>3,009,309</b>             |                       |

| <b>NETT</b>                                | <i>Jan 2012 -- Dec 2012</i> |                              |                       | <i>Month-to-Date: December - 2012</i> |                              |                       |
|--|-----------------------------|------------------------------|-----------------------|---------------------------------------|------------------------------|-----------------------|
|  | <i>Weight<br/>(kg)</i>      | <i>FOB* Value<br/>(\$NZ)</i> | <i>Unit<br/>Value</i> | <i>Weight<br/>(kg)</i>                | <i>FOB* Value<br/>(\$NZ)</i> | <i>Unit<br/>Value</i> |
| <b>French Polynesia</b>                    |                             |                              |                       |                                       |                              |                       |
| <b>Alfonsino</b>                           |                             |                              |                       |                                       |                              |                       |
| <i>Finfish, Frozen Whole</i>               | 130                         | 1,059                        | 8.15                  |                                       |                              |                       |
| <b>Total for Alfonsino</b>                 | <b>130</b>                  | <b>1,059</b>                 |                       |                                       |                              |                       |
| <b>Catfish</b>                             |                             |                              |                       |                                       |                              |                       |
| <i>Finfish, Frozen Fillets</i>             | 4,210                       | 20,627                       | 4.90                  | 1,660                                 | 8,393                        | 5.06                  |
| <b>Total for Catfish</b>                   | <b>4,210</b>                | <b>20,627</b>                |                       | <b>1,660</b>                          | <b>8,393</b>                 |                       |
| <b>Cockles</b>                             |                             |                              |                       |                                       |                              |                       |
| <i>Other Molluscs, Chilled</i>             | 360                         | 1,631                        | 4.53                  |                                       |                              |                       |
| <b>Total for Cockles</b>                   | <b>360</b>                  | <b>1,631</b>                 |                       |                                       |                              |                       |
| <b>Crab</b>                                |                             |                              |                       |                                       |                              |                       |
| <i>Other Crustacea, Frozen</i>             | 540                         | 6,104                        | 11.30                 |                                       |                              |                       |
| <b>Total for Crab</b>                      | <b>540</b>                  | <b>6,104</b>                 |                       |                                       |                              |                       |
| <b>Finfish, other fish meat</b>            |                             |                              |                       |                                       |                              |                       |
| <i>Finfish, Processed Other</i>            | 7,542                       | 58,742                       | 7.79                  | 3,342                                 | 26,402                       | 7.90                  |
| <b>Total for Finfish, other fish meat</b>  | <b>7,542</b>                | <b>58,742</b>                |                       | <b>3,342</b>                          | <b>26,402</b>                |                       |
| <b>Fish cakes</b>                          |                             |                              |                       |                                       |                              |                       |
| <i>Finfish, Processed Other</i>            | 3,502                       | 30,617                       | 8.74                  |                                       |                              |                       |
| <b>Total for Fish cakes</b>                | <b>3,502</b>                | <b>30,617</b>                |                       |                                       |                              |                       |
| <b>Fish fingers</b>                        |                             |                              |                       |                                       |                              |                       |
| <i>Finfish, Processed Other</i>            | 2,227                       | 13,696                       | 6.15                  | 300                                   | 1,905                        | 6.35                  |
| <b>Total for Fish fingers</b>              | <b>2,227</b>                | <b>13,696</b>                |                       | <b>300</b>                            | <b>1,905</b>                 |                       |
| <b>Flounder</b>                            |                             |                              |                       |                                       |                              |                       |
| <i>Finfish, Chilled Other form</i>         | 1,123                       | 19,526                       | 17.39                 | 156                                   | 1,649                        | 10.57                 |
| <i>Finfish, Chilled Whole</i>              | 906                         | 6,989                        | 7.71                  | 24                                    | 252                          | 10.50                 |
| <i>Finfish, Frozen Whole</i>               | 292                         | 2,935                        | 10.05                 | 20                                    | 130                          | 6.50                  |
| <b>Total for Flounder</b>                  | <b>2,321</b>                | <b>29,450</b>                |                       | <b>200</b>                            | <b>2,031</b>                 |                       |
| <b>Groper</b>                              |                             |                              |                       |                                       |                              |                       |
| <i>Finfish, Chilled Headed and Guttled</i> | 208                         | 3,400                        | 16.35                 |                                       |                              |                       |
| <i>Finfish, Chilled Whole</i>              | 225                         | 3,862                        | 17.16                 |                                       |                              |                       |
| <i>Finfish, Frozen Fillets</i>             | 20                          | 397                          | 19.85                 |                                       |                              |                       |
| <b>Total for Groper</b>                    | <b>453</b>                  | <b>7,659</b>                 |                       |                                       |                              |                       |
| <b>Gurnard</b>                             |                             |                              |                       |                                       |                              |                       |
| <i>Finfish, Frozen Fillets</i>             | 5                           | 50                           | 10.00                 |                                       |                              |                       |
| <b>Total for Gurnard</b>                   | <b>5</b>                    | <b>50</b>                    |                       |                                       |                              |                       |
| <b>Hoki</b>                                |                             |                              |                       |                                       |                              |                       |
| <i>Finfish, Frozen Fillets</i>             | 9,438                       | 76,707                       | 8.13                  | 100                                   | 592                          | 5.92                  |
| <b>Total for Hoki</b>                      | <b>9,438</b>                | <b>76,707</b>                |                       | <b>100</b>                            | <b>592</b>                   |                       |

| <b>NETT</b>                                | <b>Jan 2012 -- Dec 2012</b> |                              |                       | <b>Month-to-Date: December - 2012</b> |                              |                       |
|--|-----------------------------|------------------------------|-----------------------|---------------------------------------|------------------------------|-----------------------|
|  | <b>Weight<br/>(kg)</b>      | <b>FOB* Value<br/>(\$NZ)</b> | <b>Unit<br/>Value</b> | <b>Weight<br/>(kg)</b>                | <b>FOB* Value<br/>(\$NZ)</b> | <b>Unit<br/>Value</b> |
| <b>French Polynesia</b>                    |                             |                              |                       |                                       |                              |                       |
| <b>John Dory</b>                           |                             |                              |                       |                                       |                              |                       |
| <i>Finfish, Frozen Fillets</i>             | 10                          | 199                          | 19.90                 |                                       |                              |                       |
| <b>Total for John Dory</b>                 | <b>10</b>                   | <b>199</b>                   |                       |                                       |                              |                       |
| <b>Livers and Roe</b>                      |                             |                              |                       |                                       |                              |                       |
| <i>Finfish, Chilled Whole</i>              | 2                           | 422                          | 211.00                |                                       |                              |                       |
| <b>Total for Livers and Roe</b>            | <b>2</b>                    | <b>422</b>                   |                       |                                       |                              |                       |
| <b>Monkfish (Stargazer)</b>                |                             |                              |                       |                                       |                              |                       |
| <i>Finfish, Frozen Fillets</i>             | 85                          | 1,083                        | 12.74                 |                                       |                              |                       |
| <b>Total for Monkfish (Stargazer)</b>      | <b>85</b>                   | <b>1,083</b>                 |                       |                                       |                              |                       |
| <b>Mullet</b>                              |                             |                              |                       |                                       |                              |                       |
| <i>Finfish, Chilled Whole</i>              | 57                          | 432                          | 7.58                  |                                       |                              |                       |
| <b>Total for Mullet</b>                    | <b>57</b>                   | <b>432</b>                   |                       |                                       |                              |                       |
| <b>Mussels</b>                             |                             |                              |                       |                                       |                              |                       |
| <i>Mussels, HS Frozen</i>                  | 27,114                      | 154,726                      | 5.71                  | 4,420                                 | 27,200                       | 6.15                  |
| <i>Mussels, Live</i>                       | 18,007                      | 56,306                       | 3.13                  | 12,049                                | 37,454                       | 3.11                  |
| <i>Mussels, Meat Frozen</i>                | 120                         | 120                          | 1.00                  |                                       |                              |                       |
| <i>Mussels, Whole Chilled</i>              | 2,071                       | 8,809                        | 4.25                  | 1,571                                 | 6,599                        | 4.20                  |
| <i>Mussels, Whole Frozen</i>               | 62,651                      | 264,828                      | 4.23                  | 28,945                                | 120,421                      | 4.16                  |
| <i>Mussels, Dried, Salted or in Brine</i>  | 600                         | 3,996                        | 6.66                  |                                       |                              |                       |
| <i>Mussels, Processed Packed</i>           | 1,104                       | 8,685                        | 7.87                  |                                       |                              |                       |
| <b>Total for Mussels</b>                   | <b>111,667</b>              | <b>497,470</b>               |                       | <b>46,985</b>                         | <b>191,674</b>               |                       |
| <b>Norway Lobster</b>                      |                             |                              |                       |                                       |                              |                       |
| <i>Other Crustacea, Frozen</i>             | 168                         | 4,992                        | 29.71                 |                                       |                              |                       |
| <b>Total for Norway Lobster</b>            | <b>168</b>                  | <b>4,992</b>                 |                       |                                       |                              |                       |
| <b>Octopus</b>                             |                             |                              |                       |                                       |                              |                       |
| <i>Other Molluscs, Frozen Whole</i>        | 3,474                       | 32,136                       | 9.25                  | 250                                   | 2,338                        | 9.35                  |
| <b>Total for Octopus</b>                   | <b>3,474</b>                | <b>32,136</b>                |                       | <b>250</b>                            | <b>2,338</b>                 |                       |
| <b>Orange Roughy</b>                       |                             |                              |                       |                                       |                              |                       |
| <i>Finfish, Frozen Fillets</i>             | 400                         | 8,693                        | 21.73                 |                                       |                              |                       |
| <b>Total for Orange Roughy</b>             | <b>400</b>                  | <b>8,693</b>                 |                       |                                       |                              |                       |
| <b>Other chilled finfish</b>               |                             |                              |                       |                                       |                              |                       |
| <i>Finfish, Chilled Headed and Guttled</i> | 24                          | 348                          | 14.50                 |                                       |                              |                       |
| <i>Finfish, Chilled Other form</i>         | 258                         | 3,600                        | 13.95                 |                                       |                              |                       |
| <i>Finfish, Chilled Whole</i>              | 450                         | 6,361                        | 14.14                 |                                       |                              |                       |
| <b>Total for Other chilled finfish</b>     | <b>732</b>                  | <b>10,309</b>                |                       |                                       |                              |                       |
| <b>Other clams chilled</b>                 |                             |                              |                       |                                       |                              |                       |
| <i>Other Molluscs, Chilled</i>             | 905                         | 7,132                        | 7.88                  | 385                                   | 3,200                        | 8.31                  |
| <b>Total for Other clams chilled</b>       | <b>905</b>                  | <b>7,132</b>                 |                       | <b>385</b>                            | <b>3,200</b>                 |                       |

| <i>NETT</i>                                     | <i>Jan 2012 -- Dec 2012</i> |                          |                   | <i>Month-to-Date: December - 2012</i> |                          |                   |
|---|-----------------------------|--------------------------|-------------------|---------------------------------------|--------------------------|-------------------|
|   | <i>Weight (kg)</i>          | <i>FOB* Value (\$NZ)</i> | <i>Unit Value</i> | <i>Weight (kg)</i>                    | <i>FOB* Value (\$NZ)</i> | <i>Unit Value</i> |
| <b>French Polynesia</b>                         |                             |                          |                   |                                       |                          |                   |
| <b>Other clams frozen</b>                       |                             |                          |                   |                                       |                          |                   |
| <i>Other Molluscs, Frozen</i>                   | 876                         | 8,394                    | 9.58              |                                       |                          |                   |
| <b>Total for Other clams frozen</b>             | <b>876</b>                  | <b>8,394</b>             |                   |                                       |                          |                   |
| <b>Other Crustacea</b>                          |                             |                          |                   |                                       |                          |                   |
| <i>Other Crustacea, Processed Packed</i>        | 1,142                       | 11,098                   | 9.72              |                                       |                          |                   |
| <b>Total for Other Crustacea</b>                | <b>1,142</b>                | <b>11,098</b>            |                   |                                       |                          |                   |
| <b>Other Fish Packed</b>                        |                             |                          |                   |                                       |                          |                   |
| <i>Other, Processed Cans or Jars, Whole or</i>  | 300                         | 2,454                    | 8.18              |                                       |                          |                   |
| <b>Total for Other Fish Packed</b>              | <b>300</b>                  | <b>2,454</b>             |                   |                                       |                          |                   |
| <b>Other Flatfish</b>                           |                             |                          |                   |                                       |                          |                   |
| <i>Finfish, Frozen Fillets</i>                  | 30                          | 77                       | 2.57              |                                       |                          |                   |
| <b>Total for Other Flatfish</b>                 | <b>30</b>                   | <b>77</b>                |                   |                                       |                          |                   |
| <b>Other frozen finfish</b>                     |                             |                          |                   |                                       |                          |                   |
| <i>Finfish, Frozen Whole</i>                    | 60                          | 390                      | 6.50              | 60                                    | 390                      | 6.50              |
| <b>Total for Other frozen finfish</b>           | <b>60</b>                   | <b>390</b>               |                   | <b>60</b>                             | <b>390</b>               |                   |
| <b>Other minced</b>                             |                             |                          |                   |                                       |                          |                   |
| <i>Finfish, Processed Packed</i>                | 1,114                       | 7,782                    | 6.99              |                                       |                          |                   |
| <b>Total for Other minced</b>                   | <b>1,114</b>                | <b>7,782</b>             |                   |                                       |                          |                   |
| <b>Other Molluscs</b>                           |                             |                          |                   |                                       |                          |                   |
| <i>Other Molluscs, Live</i>                     | 60                          | 444                      | 7.40              | 20                                    | 148                      | 7.40              |
| <i>Other Molluscs, Chilled</i>                  | 160                         | 560                      | 3.50              |                                       |                          |                   |
| <i>Other Molluscs, Frozen</i>                   | 750                         | 7,254                    | 9.67              | 200                                   | 1,934                    | 9.67              |
| <b>Total for Other Molluscs</b>                 | <b>970</b>                  | <b>8,258</b>             |                   | <b>220</b>                            | <b>2,082</b>             |                   |
| <b>Other preparations</b>                       |                             |                          |                   |                                       |                          |                   |
| <i>Other, Processed Other</i>                   | 4,279                       | 29,972                   | 7.00              | 48                                    | 430                      | 8.96              |
| <b>Total for Other preparations</b>             | <b>4,279</b>                | <b>29,972</b>            |                   | <b>48</b>                             | <b>430</b>               |                   |
| <b>Oysters, Dredge</b>                          |                             |                          |                   |                                       |                          |                   |
| <i>Oysters, Chilled</i>                         | 690                         | 8,065                    | 11.69             |                                       |                          |                   |
| <i>Oysters, Frozen</i>                          | 11,926                      | 183,857                  | 15.42             | 2,104                                 | 37,796                   | 17.96             |
| <b>Total for Oysters, Dredge</b>                | <b>12,616</b>               | <b>191,922</b>           |                   | <b>2,104</b>                          | <b>37,796</b>            |                   |
| <b>Oysters, Pacific</b>                         |                             |                          |                   |                                       |                          |                   |
| <i>Oysters, Live</i>                            | 5,914                       | 62,473                   | 10.56             | 3,180                                 | 33,122                   | 10.42             |
| <i>Oysters, Chilled</i>                         | 28,301                      | 295,554                  | 10.44             | 20,163                                | 222,402                  | 11.03             |
| <i>Oysters, Frozen</i>                          | 109,329                     | 1,006,304                | 9.20              | 30,338                                | 346,451                  | 11.42             |
| <i>Oysters, Smoked, Dried, Salted or in Bri</i> | 2,626                       | 30,735                   | 11.70             | 1,056                                 | 12,276                   | 11.63             |
| <b>Total for Oysters, Pacific</b>               | <b>146,170</b>              | <b>1,395,066</b>         |                   | <b>54,737</b>                         | <b>614,251</b>           |                   |
| <b>Oysters, Rock</b>                            |                             |                          |                   |                                       |                          |                   |
| <i>Oysters, Chilled</i>                         | 14,744                      | 169,491                  | 11.50             | 6,210                                 | 70,179                   | 11.30             |

| <b>NETT</b>                            | <b>Jan 2012 -- Dec 2012</b> |                        |                                 | <b>Month-to-Date: December - 2012</b> |                        |                                 |
|--|-----------------------------|------------------------|---------------------------------|---------------------------------------|------------------------|---------------------------------|
|  | <b>Weight<br/>(kg)</b>      | <b>FOB*<br/>(\$NZ)</b> | <b>Value<br/>Unit<br/>Value</b> | <b>Weight<br/>(kg)</b>                | <b>FOB*<br/>(\$NZ)</b> | <b>Value<br/>Unit<br/>Value</b> |
| <b>French Polynesia</b>                |                             |                        |                                 |                                       |                        |                                 |
| Total for Oysters, Rock                | 14,744                      | 169,491                |                                 | 6,210                                 | 70,179                 |                                 |
| <b>Rays &amp; Skates</b>               |                             |                        |                                 |                                       |                        |                                 |
| Finfish, Frozen Other form             | 100                         | 562                    | 5.62                            |                                       |                        |                                 |
| Total for Rays & Skates                | 100                         | 562                    |                                 |                                       |                        |                                 |
| <b>Rock Lobster</b>                    |                             |                        |                                 |                                       |                        |                                 |
| Rock Lobster, Chilled Live             | 78                          | 7,392                  | 94.77                           | 68                                    | 6,642                  | 97.68                           |
| Rock Lobster, Frozen Tails             | 91                          | 9,034                  | 99.27                           |                                       |                        |                                 |
| Total for Rock Lobster                 | 169                         | 16,426                 |                                 | 68                                    | 6,642                  |                                 |
| <b>Salmon</b>                          |                             |                        |                                 |                                       |                        |                                 |
| Finfish, Chilled Fillets               | 4,047                       | 83,594                 | 20.66                           | 568                                   | 9,767                  | 17.20                           |
| Finfish, Frozen Fillets                | 2,193                       | 54,900                 | 25.03                           |                                       |                        |                                 |
| Finfish, Processed Packed              | 70                          | 4,566                  | 65.23                           |                                       |                        |                                 |
| Finfish, Processed Smoked              | 1,988                       | 81,681                 | 41.09                           | 743                                   | 32,881                 | 44.25                           |
| Total for Salmon                       | 8,298                       | 224,741                |                                 | 1,311                                 | 42,648                 |                                 |
| <b>Salmon, Pacific</b>                 |                             |                        |                                 |                                       |                        |                                 |
| Finfish, Chilled Other form            | 4,034                       | 98,012                 | 24.30                           | 384                                   | 9,615                  | 25.04                           |
| Finfish, Chilled Whole                 | 5,518                       | 94,604                 | 17.14                           | 1,130                                 | 20,395                 | 18.05                           |
| Finfish, Frozen Other form             | 720                         | 23,087                 | 32.07                           |                                       |                        |                                 |
| Total for Salmon, Pacific              | 10,272                      | 215,703                |                                 | 1,514                                 | 30,010                 |                                 |
| <b>Salmonidae</b>                      |                             |                        |                                 |                                       |                        |                                 |
| Finfish, Chilled Other form            | 147                         | 4,640                  | 31.56                           | 41                                    | 1,216                  | 29.66                           |
| Total for Salmonidae                   | 147                         | 4,640                  |                                 | 41                                    | 1,216                  |                                 |
| <b>Scallops</b>                        |                             |                        |                                 |                                       |                        |                                 |
| Other Molluscs, Live                   | 9,396                       | 29,024                 | 3.09                            | 3,054                                 | 9,695                  | 3.17                            |
| Other Molluscs, Frozen                 | 2,670                       | 69,296                 | 25.95                           | 1,500                                 | 44,282                 | 29.52                           |
| Total for Scallops                     | 12,066                      | 98,320                 |                                 | 4,554                                 | 53,977                 |                                 |
| <b>School shark</b>                    |                             |                        |                                 |                                       |                        |                                 |
| Finfish, Frozen Fillets                | 300                         | 1,819                  | 6.06                            | 300                                   | 1,819                  | 6.06                            |
| Total for School shark                 | 300                         | 1,819                  |                                 | 300                                   | 1,819                  |                                 |
| <b>Shrimps &amp; Prawns</b>            |                             |                        |                                 |                                       |                        |                                 |
| Other Crustacea, Processed             | 474                         | 7,986                  | 16.85                           |                                       |                        |                                 |
| Total for Shrimps & Prawns             | 474                         | 7,986                  |                                 |                                       |                        |                                 |
| <b>Shrimps &amp; Prawns cold-water</b> |                             |                        |                                 |                                       |                        |                                 |
| Other Crustacea, Frozen                | 123                         | 2,018                  | 16.41                           |                                       |                        |                                 |
| Total for Shrimps & Prawns col         | 123                         | 2,018                  |                                 |                                       |                        |                                 |
| <b>Shrimps &amp; Prawns other</b>      |                             |                        |                                 |                                       |                        |                                 |
| Other Crustacea, Frozen                | 3,306                       | 56,023                 | 16.95                           | 325                                   | 5,828                  | 17.93                           |
| Total for Shrimps & Prawns oth         | 3,306                       | 56,023                 |                                 | 325                                   | 5,828                  |                                 |

| <b>NETT</b>                                     | <i>Jan 2012 -- Dec 2012</i> |                              |                       | <i>Month-to-Date: December - 2012</i> |                              |                       |
|---|-----------------------------|------------------------------|-----------------------|---------------------------------------|------------------------------|-----------------------|
|   | <i>Weight<br/>(kg)</i>      | <i>FOB* Value<br/>(\$NZ)</i> | <i>Unit<br/>Value</i> | <i>Weight<br/>(kg)</i>                | <i>FOB* Value<br/>(\$NZ)</i> | <i>Unit<br/>Value</i> |
| <b>French Polynesia</b>                         |                             |                              |                       |                                       |                              |                       |
| <b>Snapper</b>                                  |                             |                              |                       |                                       |                              |                       |
| <i>Finfish, Chilled Fillets</i>                 | 131                         | 3,620                        | 27.63                 | 10                                    | 302                          | 30.20                 |
| <i>Finfish, Chilled Headed and Guttred</i>      | 385                         | 5,321                        | 13.82                 |                                       |                              |                       |
| <i>Finfish, Chilled Whole</i>                   | 1,489                       | 20,429                       | 13.72                 |                                       |                              |                       |
| <b>Total for Snapper</b>                        | <b>2,005</b>                | <b>29,370</b>                |                       | <b>10</b>                             | <b>302</b>                   |                       |
| <b>Sole</b>                                     |                             |                              |                       |                                       |                              |                       |
| <i>Finfish, Frozen Whole</i>                    | 140                         | 672                          | 4.80                  |                                       |                              |                       |
| <b>Total for Sole</b>                           | <b>140</b>                  | <b>672</b>                   |                       |                                       |                              |                       |
| <b>Sole, Lemon</b>                              |                             |                              |                       |                                       |                              |                       |
| <i>Finfish, Frozen Whole</i>                    | 250                         | 1,340                        | 5.36                  |                                       |                              |                       |
| <b>Total for Sole, Lemon</b>                    | <b>250</b>                  | <b>1,340</b>                 |                       |                                       |                              |                       |
| <b>Sole, New Zealand</b>                        |                             |                              |                       |                                       |                              |                       |
| <i>Finfish, Frozen Headed and Guttred</i>       | 1,303                       | 2,424                        | 1.86                  |                                       |                              |                       |
| <i>Finfish, Frozen Whole</i>                    | 1,810                       | 11,089                       | 6.13                  | 100                                   | 624                          | 6.24                  |
| <b>Total for Sole, New Zealand</b>              | <b>3,113</b>                | <b>13,513</b>                |                       | <b>100</b>                            | <b>624</b>                   |                       |
| <b>Southern Blue Whiting</b>                    |                             |                              |                       |                                       |                              |                       |
| <i>Finfish, Frozen Fillets</i>                  | 25                          | 174                          | 6.96                  |                                       |                              |                       |
| <b>Total for Southern Blue Whiting</b>          | <b>25</b>                   | <b>174</b>                   |                       |                                       |                              |                       |
| <b>Squid</b>                                    |                             |                              |                       |                                       |                              |                       |
| <i>Squid, Frozen Other Form</i>                 | 950                         | 4,634                        | 4.88                  |                                       |                              |                       |
| <i>Squid, Frozen Tubes/Steaks</i>               | 3,195                       | 22,148                       | 6.93                  | 300                                   | 2,142                        | 7.14                  |
| <i>Squid, Processed Packed</i>                  | 1,550                       | 14,496                       | 9.35                  | 200                                   | 1,870                        | 9.35                  |
| <b>Total for Squid</b>                          | <b>5,695</b>                | <b>41,278</b>                |                       | <b>500</b>                            | <b>4,012</b>                 |                       |
| <b>Surimi, Other species</b>                    |                             |                              |                       |                                       |                              |                       |
| <i>Finfish, Surimi Other</i>                    | 12,840                      | 62,572                       | 4.87                  | 1,700                                 | 9,844                        | 5.79                  |
| <b>Total for Surimi, Other species</b>          | <b>12,840</b>               | <b>62,572</b>                |                       | <b>1,700</b>                          | <b>9,844</b>                 |                       |
| <b>Tarakihi</b>                                 |                             |                              |                       |                                       |                              |                       |
| <i>Finfish, Frozen Fillets</i>                  | 5                           | 50                           | 10.00                 |                                       |                              |                       |
| <b>Total for Tarakihi</b>                       | <b>5</b>                    | <b>50</b>                    |                       |                                       |                              |                       |
| <b>Tunas &amp; Atlantic Bonito</b>              |                             |                              |                       |                                       |                              |                       |
| <i>Finfish, Processed Cans or Jars, Whole o</i> | 300                         | 3,990                        | 13.30                 |                                       |                              |                       |
| <b>Total for Tunas &amp; Atlantic Bonit</b>     | <b>300</b>                  | <b>3,990</b>                 |                       |                                       |                              |                       |
| <b>Total for French Polynesia</b>               | <b>390,157</b>              | <b>3,415,311</b>             |                       | <b>127,024</b>                        | <b>1,118,585</b>             |                       |

| <b>NETT</b>                               | <b>Jan 2012 -- Dec 2012</b> |                              |                       | <b>Month-to-Date: December - 2012</b> |                              |                       |
|---|-----------------------------|------------------------------|-----------------------|---------------------------------------|------------------------------|-----------------------|
|   | <b>Weight<br/>(kg)</b>      | <b>FOB* Value<br/>(\$NZ)</b> | <b>Unit<br/>Value</b> | <b>Weight<br/>(kg)</b>                | <b>FOB* Value<br/>(\$NZ)</b> | <b>Unit<br/>Value</b> |
| <b>Georgia</b>                            |                             |                              |                       |                                       |                              |                       |
| <b>Cardinal Fish</b>                      |                             |                              |                       |                                       |                              |                       |
| <i>Finfish, Frozen Other form</i>         | 832                         | 1,749                        | 2.10                  | 832                                   | 1,749                        | 2.10                  |
| <b>Total for Cardinal Fish</b>            | <b>832</b>                  | <b>1,749</b>                 |                       | <b>832</b>                            | <b>1,749</b>                 |                       |
| <b>Cod</b>                                |                             |                              |                       |                                       |                              |                       |
| <i>Finfish, Frozen Other form</i>         | 2,760                       | 8,288                        | 3.00                  |                                       |                              |                       |
| <b>Total for Cod</b>                      | <b>2,760</b>                | <b>8,288</b>                 |                       |                                       |                              |                       |
| <b>Cod, Red</b>                           |                             |                              |                       |                                       |                              |                       |
| <i>Finfish, Frozen Other form</i>         | 52,564                      | 105,076                      | 2.00                  | 5,192                                 | 10,912                       | 2.10                  |
| <b>Total for Cod, Red</b>                 | <b>52,564</b>               | <b>105,076</b>               |                       | <b>5,192</b>                          | <b>10,912</b>                |                       |
| <b>Hoki</b>                               |                             |                              |                       |                                       |                              |                       |
| <i>Finfish, Frozen Headed and Guttled</i> | 35,324                      | 52,682                       | 1.49                  |                                       |                              |                       |
| <i>Finfish, Frozen Other form</i>         | 18,000                      | 35,234                       | 1.96                  | 18,000                                | 35,234                       | 1.96                  |
| <b>Total for Hoki</b>                     | <b>53,324</b>               | <b>87,916</b>                |                       | <b>18,000</b>                         | <b>35,234</b>                |                       |
| <b>Mackerel, Blue</b>                     |                             |                              |                       |                                       |                              |                       |
| <i>Finfish, Frozen Other form</i>         | 10,500                      | 22,069                       | 2.10                  | 10,500                                | 22,069                       | 2.10                  |
| <b>Total for Mackerel, Blue</b>           | <b>10,500</b>               | <b>22,069</b>                |                       | <b>10,500</b>                         | <b>22,069</b>                |                       |
| <b>Mackerel, Jack</b>                     |                             |                              |                       |                                       |                              |                       |
| <i>Finfish, Frozen Headed and Guttled</i> | 229,524                     | 522,005                      | 2.27                  |                                       |                              |                       |
| <i>Finfish, Frozen Other form</i>         | 1,890,352                   | 3,811,262                    | 2.02                  | 201,740                               | 348,948                      | 1.73                  |
| <b>Total for Mackerel, Jack</b>           | <b>2,119,876</b>            | <b>4,333,267</b>             |                       | <b>201,740</b>                        | <b>348,948</b>               |                       |
| <b>Other frozen finfish</b>               |                             |                              |                       |                                       |                              |                       |
| <i>Finfish, Frozen Other form</i>         | 16,800                      | 21,233                       | 1.26                  |                                       |                              |                       |
| <i>Finfish, Frozen Whole</i>              | 33,300                      | 41,277                       | 1.24                  | 33,300                                | 41,277                       | 1.24                  |
| <b>Total for Other frozen finfish</b>     | <b>50,100</b>               | <b>62,510</b>                |                       | <b>33,300</b>                         | <b>41,277</b>                |                       |
| <b>Southern Blue Whiting</b>              |                             |                              |                       |                                       |                              |                       |
| <i>Finfish, Frozen Other form</i>         | 33,600                      | 51,934                       | 1.55                  |                                       |                              |                       |
| <b>Total for Southern Blue Whiting</b>    | <b>33,600</b>               | <b>51,934</b>                |                       |                                       |                              |                       |
| <b>Total for Georgia</b>                  | <b>2,323,556</b>            | <b>4,672,809</b>             |                       | <b>269,564</b>                        | <b>460,189</b>               |                       |



| <b>NETT</b>                                    | <b>Jan 2012 -- Dec 2012</b> |                              |                       | <b>Month-to-Date: December - 2012</b> |                              |                       |
|--|-----------------------------|------------------------------|-----------------------|---------------------------------------|------------------------------|-----------------------|
|  | <b>Weight<br/>(kg)</b>      | <b>FOB* Value<br/>(\$NZ)</b> | <b>Unit<br/>Value</b> | <b>Weight<br/>(kg)</b>                | <b>FOB* Value<br/>(\$NZ)</b> | <b>Unit<br/>Value</b> |
| <b>Germany</b>                                 |                             |                              |                       |                                       |                              |                       |
| <b>Bluenose</b>                                |                             |                              |                       |                                       |                              |                       |
| <i>Finfish, Chilled Whole</i>                  | 87                          | 974                          | 11.20                 |                                       |                              |                       |
| <b>Total for Bluenose</b>                      | <b>87</b>                   | <b>974</b>                   |                       |                                       |                              |                       |
| <b>Cardinal Fish</b>                           |                             |                              |                       |                                       |                              |                       |
| <i>Finfish, Frozen Fillets</i>                 | 10                          | 81                           | 8.10                  |                                       |                              |                       |
| <b>Total for Cardinal Fish</b>                 | <b>10</b>                   | <b>81</b>                    |                       |                                       |                              |                       |
| <b>Crustn, Molluscs extract</b>                |                             |                              |                       |                                       |                              |                       |
| <i>Other Crustacea, Processed Extracts</i>     | 1,085                       | 2,572,425                    | 2370.90               |                                       |                              |                       |
| <b>Total for Crustn, Molluscs extra</b>        | <b>1,085</b>                | <b>2,572,425</b>             |                       |                                       |                              |                       |
| <b>Dogfish and Other Sharks</b>                |                             |                              |                       |                                       |                              |                       |
| <i>Finfish, Chilled Headed and Guttled</i>     | 3                           | 51                           | 17.00                 |                                       |                              |                       |
| <i>Finfish, Chilled Whole</i>                  | 24                          | 332                          | 13.83                 |                                       |                              |                       |
| <b>Total for Dogfish and Other Sha</b>         | <b>27</b>                   | <b>383</b>                   |                       |                                       |                              |                       |
| <b>Eels</b>                                    |                             |                              |                       |                                       |                              |                       |
| <i>Finfish, Frozen Headed and Guttled</i>      | 62,608                      | 490,834                      | 7.84                  | 15,056                                | 133,071                      | 8.84                  |
| <i>Finfish, Frozen Other form</i>              | 13,488                      | 102,082                      | 7.57                  |                                       |                              |                       |
| <i>Finfish, Frozen Whole</i>                   | 4,004                       | 59,335                       | 14.82                 | 4,000                                 | 59,305                       | 14.83                 |
| <b>Total for Eels</b>                          | <b>80,100</b>               | <b>652,251</b>               |                       | <b>19,056</b>                         | <b>192,376</b>               |                       |
| <b>Elephant Fish</b>                           |                             |                              |                       |                                       |                              |                       |
| <i>Finfish, Chilled Fillets</i>                | 154                         | 1,390                        | 9.03                  |                                       |                              |                       |
| <b>Total for Elephant Fish</b>                 | <b>154</b>                  | <b>1,390</b>                 |                       |                                       |                              |                       |
| <b>Finfish, minced blocks</b>                  |                             |                              |                       |                                       |                              |                       |
| <i>Finfish, Frozen Other form</i>              | 80,888                      | 236,894                      | 2.93                  | 20,250                                | 27,184                       | 1.34                  |
| <b>Total for Finfish, minced blocks</b>        | <b>80,888</b>               | <b>236,894</b>               |                       | <b>20,250</b>                         | <b>27,184</b>                |                       |
| <b>Finfish, other fish meat</b>                |                             |                              |                       |                                       |                              |                       |
| <i>Finfish, Processed Other</i>                | 80                          | 1,549                        | 19.36                 |                                       |                              |                       |
| <b>Total for Finfish, other fish meat</b>      | <b>80</b>                   | <b>1,549</b>                 |                       |                                       |                              |                       |
| <b>Fish Flours,meals,pellets</b>               |                             |                              |                       |                                       |                              |                       |
| <i>Finfish, Processed Flours,meals,pellets</i> | 44,140                      | 306,740                      | 6.95                  |                                       |                              |                       |
| <b>Total for Fish Flours,meals,pelle</b>       | <b>44,140</b>               | <b>306,740</b>               |                       |                                       |                              |                       |
| <b>Fish meal fit for human</b>                 |                             |                              |                       |                                       |                              |                       |
| <i>Finfish, Processed Other</i>                | 700                         | 28,552                       | 40.79                 |                                       |                              |                       |
| <b>Total for Fish meal fit for human</b>       | <b>700</b>                  | <b>28,552</b>                |                       |                                       |                              |                       |
| <b>Fish prod unfit for human</b>               |                             |                              |                       |                                       |                              |                       |
| <i>Finfish, Processed Flours,meals,pellets</i> | 500                         | 22,884                       | 45.77                 |                                       |                              |                       |
| <b>Total for Fish prod unfit for hum</b>       | <b>500</b>                  | <b>22,884</b>                |                       |                                       |                              |                       |
| <b>Flounder</b>                                |                             |                              |                       |                                       |                              |                       |

| <b>NETT</b>                                | <b>Jan 2012 -- Dec 2012</b> |                        |                       | <b>Month-to-Date: December - 2012</b> |                        |                       |
|--|-----------------------------|------------------------|-----------------------|---------------------------------------|------------------------|-----------------------|
|  | <b>Weight<br/>(kg)</b>      | <b>FOB*<br/>(\$NZ)</b> | <b>Value<br/>Unit</b> | <b>Weight<br/>(kg)</b>                | <b>FOB*<br/>(\$NZ)</b> | <b>Value<br/>Unit</b> |
| <b>Germany</b>                             |                             |                        |                       |                                       |                        |                       |
| <i>Finfish, Chilled Whole</i>              | 22                          | 414                    | 18.82                 |                                       |                        |                       |
| <b>Total for Flounder</b>                  | <b>22</b>                   | <b>414</b>             |                       |                                       |                        |                       |
| <b>Groper</b>                              |                             |                        |                       |                                       |                        |                       |
| <i>Finfish, Chilled Headed and Guttled</i> | 59                          | 733                    | 12.42                 |                                       |                        |                       |
| <i>Finfish, Chilled Whole</i>              | 685                         | 9,930                  | 14.50                 | 109                                   | 1,306                  | 11.98                 |
| <b>Total for Groper</b>                    | <b>744</b>                  | <b>10,663</b>          |                       | <b>109</b>                            | <b>1,306</b>           |                       |
| <b>Gurnard</b>                             |                             |                        |                       |                                       |                        |                       |
| <i>Finfish, Chilled Fillets</i>            | 9                           | 194                    | 21.56                 |                                       |                        |                       |
| <i>Finfish, Chilled Whole</i>              | 1,580                       | 15,280                 | 9.67                  | 104                                   | 1,024                  | 9.85                  |
| <b>Total for Gurnard</b>                   | <b>1,589</b>                | <b>15,474</b>          |                       | <b>104</b>                            | <b>1,024</b>           |                       |
| <b>Hake</b>                                |                             |                        |                       |                                       |                        |                       |
| <i>Finfish, Frozen Fillets</i>             | 7,170                       | 68,215                 | 9.51                  |                                       |                        |                       |
| <b>Total for Hake</b>                      | <b>7,170</b>                | <b>68,215</b>          |                       |                                       |                        |                       |
| <b>Hoki</b>                                |                             |                        |                       |                                       |                        |                       |
| <i>Finfish, Frozen Fillet Blocks</i>       | 1,687,592                   | 7,855,296              | 4.65                  | 120,835                               | 616,030                | 5.10                  |
| <i>Finfish, Frozen Fillets</i>             | 151,294                     | 771,767                | 5.10                  |                                       |                        |                       |
| <b>Total for Hoki</b>                      | <b>1,838,886</b>            | <b>8,627,063</b>       |                       | <b>120,835</b>                        | <b>616,030</b>         |                       |
| <b>John Dory</b>                           |                             |                        |                       |                                       |                        |                       |
| <i>Finfish, Chilled Fillets</i>            | 42                          | 1,552                  | 36.95                 |                                       |                        |                       |
| <i>Finfish, Chilled Whole</i>              | 4,272                       | 54,008                 | 12.64                 | 556                                   | 6,997                  | 12.58                 |
| <b>Total for John Dory</b>                 | <b>4,314</b>                | <b>55,560</b>          |                       | <b>556</b>                            | <b>6,997</b>           |                       |
| <b>Kingfish, Yellowtail</b>                |                             |                        |                       |                                       |                        |                       |
| <i>Finfish, Chilled Whole</i>              | 2,825                       | 33,087                 | 11.71                 | 121                                   | 1,454                  | 12.02                 |
| <b>Total for Kingfish, Yellowtail</b>      | <b>2,825</b>                | <b>33,087</b>          |                       | <b>121</b>                            | <b>1,454</b>           |                       |
| <b>Ling</b>                                |                             |                        |                       |                                       |                        |                       |
| <i>Finfish, Frozen Fillets</i>             | 21,096                      | 219,302                | 10.40                 |                                       |                        |                       |
| <b>Total for Ling</b>                      | <b>21,096</b>               | <b>219,302</b>         |                       |                                       |                        |                       |
| <b>Monkfish (Stargazer)</b>                |                             |                        |                       |                                       |                        |                       |
| <i>Finfish, Frozen Fillets</i>             | 19,750                      | 181,335                | 9.18                  | 420                                   | 3,615                  | 8.61                  |
| <b>Total for Monkfish (Stargazer)</b>      | <b>19,750</b>               | <b>181,335</b>         |                       | <b>420</b>                            | <b>3,615</b>           |                       |
| <b>Mussels</b>                             |                             |                        |                       |                                       |                        |                       |
| <i>Mussels, Freeze-dried pwd</i>           | 81,741                      | 3,735,617              | 45.70                 | 9,741                                 | 313,076                | 32.14                 |
| <i>Mussels, HS Frozen</i>                  | 671,882                     | 3,628,877              | 5.40                  | 132,418                               | 703,330                | 5.31                  |
| <i>Mussels, Meat Frozen</i>                | 51,078                      | 260,967                | 5.11                  | 1,320                                 | 5,622                  | 4.26                  |
| <i>Mussels, Whole Frozen</i>               | 28,670                      | 159,133                | 5.55                  | 550                                   | 15,675                 | 28.50                 |
| <b>Total for Mussels</b>                   | <b>833,371</b>              | <b>7,784,594</b>       |                       | <b>144,029</b>                        | <b>1,037,703</b>       |                       |
| <b>Orange Roughy</b>                       |                             |                        |                       |                                       |                        |                       |
| <i>Finfish, Frozen Fillets</i>             | 3,460                       | 58,572                 | 16.93                 |                                       |                        |                       |

| <b>NETT</b>                             | <b>Jan 2012 -- Dec 2012</b> |                              |                       | <b>Month-to-Date: December - 2012</b> |                              |                       |
|---|-----------------------------|------------------------------|-----------------------|---------------------------------------|------------------------------|-----------------------|
|   | <b>Weight<br/>(kg)</b>      | <b>FOB* Value<br/>(\$NZ)</b> | <b>Unit<br/>Value</b> | <b>Weight<br/>(kg)</b>                | <b>FOB* Value<br/>(\$NZ)</b> | <b>Unit<br/>Value</b> |
| <b>Germany</b>                          |                             |                              |                       |                                       |                              |                       |
| Total for Orange Roughy                 | 3,460                       | 58,572                       |                       |                                       |                              |                       |
| <b>Oreo Dory, Smooth</b>                |                             |                              |                       |                                       |                              |                       |
| Finfish, Frozen Fillets                 | 52,675                      | 371,519                      | 7.05                  | 4,070                                 | 31,652                       | 7.78                  |
| Total for Oreo Dory, Smooth             | 52,675                      | 371,519                      |                       | 4,070                                 | 31,652                       |                       |
| <b>Other chilled fillets</b>            |                             |                              |                       |                                       |                              |                       |
| Finfish, Chilled Fillets                | 83                          | 1,235                        | 14.88                 |                                       |                              |                       |
| Total for Other chilled fillets         | 83                          | 1,235                        |                       |                                       |                              |                       |
| <b>Other chilled finfish</b>            |                             |                              |                       |                                       |                              |                       |
| Finfish, Chilled Other form             | 1,168                       | 14,567                       | 12.47                 |                                       |                              |                       |
| Finfish, Chilled Whole                  | 5,198                       | 65,243                       | 12.55                 | 916                                   | 11,915                       | 13.01                 |
| Total for Other chilled finfish         | 6,366                       | 79,810                       |                       | 916                                   | 11,915                       |                       |
| <b>Other clams frozen</b>               |                             |                              |                       |                                       |                              |                       |
| Other Molluscs, Frozen                  | 26                          | 1,047                        | 40.27                 |                                       |                              |                       |
| Total for Other clams frozen            | 26                          | 1,047                        |                       |                                       |                              |                       |
| <b>Other Fish Packed</b>                |                             |                              |                       |                                       |                              |                       |
| Other, Processed Cans or Jars, Whole or | 517                         | 2,863                        | 5.54                  |                                       |                              |                       |
| Total for Other Fish Packed             | 517                         | 2,863                        |                       |                                       |                              |                       |
| <b>Other frozen fillets</b>             |                             |                              |                       |                                       |                              |                       |
| Finfish, Frozen Fillets                 | 3,165                       | 46,342                       | 14.64                 | 395                                   | 5,559                        | 14.07                 |
| Total for Other frozen fillets          | 3,165                       | 46,342                       |                       | 395                                   | 5,559                        |                       |
| <b>Other Molluscs</b>                   |                             |                              |                       |                                       |                              |                       |
| Other Molluscs, Live                    | 8,831                       | 36,541                       | 4.14                  |                                       |                              |                       |
| Other Molluscs, Processed Packed        | 330                         | 2,486                        | 7.53                  |                                       |                              |                       |
| Total for Other Molluscs                | 9,161                       | 39,027                       |                       |                                       |                              |                       |
| <b>Patagonian Toothfish</b>             |                             |                              |                       |                                       |                              |                       |
| Finfish, Frozen Other form              | 4,262                       | 114,667                      | 26.90                 |                                       |                              |                       |
| Total for Patagonian Toothfish          | 4,262                       | 114,667                      |                       |                                       |                              |                       |
| <b>Rays &amp; Skates</b>                |                             |                              |                       |                                       |                              |                       |
| Finfish, Chilled Whole                  | 83                          | 748                          | 9.01                  |                                       |                              |                       |
| Finfish, Frozen Other form              | 5,500                       | 24,733                       | 4.50                  |                                       |                              |                       |
| Total for Rays & Skates                 | 5,583                       | 25,481                       |                       |                                       |                              |                       |
| <b>Rock Lobster</b>                     |                             |                              |                       |                                       |                              |                       |
| Rock Lobster, Chilled Live              | 30                          | 690                          | 23.00                 |                                       |                              |                       |
| Total for Rock Lobster                  | 30                          | 690                          |                       |                                       |                              |                       |
| <b>Salmon</b>                           |                             |                              |                       |                                       |                              |                       |
| Finfish, Chilled Fillets                | 24                          | 815                          | 33.96                 |                                       |                              |                       |
| Finfish, Processed Smoked               | 80                          | 1,417                        | 17.71                 |                                       |                              |                       |

| <b>NETT</b>                               | <b>Jan 2012 -- Dec 2012</b> |                              |                       | <b>Month-to-Date: December - 2012</b> |                              |                       |
|---|-----------------------------|------------------------------|-----------------------|---------------------------------------|------------------------------|-----------------------|
|   | <b>Weight<br/>(kg)</b>      | <b>FOB* Value<br/>(\$NZ)</b> | <b>Unit<br/>Value</b> | <b>Weight<br/>(kg)</b>                | <b>FOB* Value<br/>(\$NZ)</b> | <b>Unit<br/>Value</b> |
| <b>Germany</b>                            |                             |                              |                       |                                       |                              |                       |
| Total for Salmon                          | 104                         | 2,232                        |                       |                                       |                              |                       |
| <b>Salmon, Atlantic</b>                   |                             |                              |                       |                                       |                              |                       |
| <i>Finfish, Chilled Headed and Gutted</i> | 152                         | 1,144                        | 7.53                  |                                       |                              |                       |
| Total for Salmon, Atlantic                | 152                         | 1,144                        |                       |                                       |                              |                       |
| <b>Salmon, Pacific</b>                    |                             |                              |                       |                                       |                              |                       |
| <i>Finfish, Chilled Whole</i>             | 3,399                       | 43,735                       | 12.87                 |                                       |                              |                       |
| <i>Finfish, Frozen Other form</i>         | 983                         | 22,180                       | 22.56                 |                                       |                              |                       |
| Total for Salmon, Pacific                 | 4,382                       | 65,915                       |                       |                                       |                              |                       |
| <b>Shrimps &amp; Prawns cold-water</b>    |                             |                              |                       |                                       |                              |                       |
| <i>Other Crustacea, Frozen</i>            | 8,220                       | 315,431                      | 38.37                 | 1,500                                 | 59,098                       | 39.40                 |
| Total for Shrimps & Prawns col            | 8,220                       | 315,431                      |                       | 1,500                                 | 59,098                       |                       |
| <b>Snapper</b>                            |                             |                              |                       |                                       |                              |                       |
| <i>Finfish, Chilled Fillets</i>           | 21                          | 578                          | 27.52                 |                                       |                              |                       |
| <i>Finfish, Chilled Whole</i>             | 8,437                       | 104,849                      | 12.43                 | 574                                   | 6,936                        | 12.08                 |
| Total for Snapper                         | 8,458                       | 105,427                      |                       | 574                                   | 6,936                        |                       |
| <b>Spiny Dogfish</b>                      |                             |                              |                       |                                       |                              |                       |
| <i>Finfish, Frozen Other form</i>         | 10,010                      | 20,258                       | 2.02                  |                                       |                              |                       |
| Total for Spiny Dogfish                   | 10,010                      | 20,258                       |                       |                                       |                              |                       |
| <b>Squid</b>                              |                             |                              |                       |                                       |                              |                       |
| <i>Squid, Frozen Other Form</i>           | 1,495                       | 7,766                        | 5.19                  | 1,495                                 | 7,766                        | 5.19                  |
| <i>Squid, Frozen Tubes/Steaks</i>         | 9,035                       | 75,636                       | 8.37                  | 540                                   | 4,448                        | 8.24                  |
| Total for Squid                           | 10,530                      | 83,402                       |                       | 2,035                                 | 12,214                       |                       |
| <b>Tarakihi</b>                           |                             |                              |                       |                                       |                              |                       |
| <i>Finfish, Chilled Whole</i>             | 296                         | 2,790                        | 9.43                  | 4                                     | 35                           | 8.75                  |
| Total for Tarakihi                        | 296                         | 2,790                        |                       | 4                                     | 35                           |                       |
| <b>Tilapias</b>                           |                             |                              |                       |                                       |                              |                       |
| <i>Finfish, Chilled Fillets</i>           | 19                          | 844                          | 44.42                 |                                       |                              |                       |
| Total for Tilapias                        | 19                          | 844                          |                       |                                       |                              |                       |
| <b>Trevally</b>                           |                             |                              |                       |                                       |                              |                       |
| <i>Finfish, Chilled Fillets</i>           | 3                           | 56                           | 18.67                 |                                       |                              |                       |
| <i>Finfish, Chilled Whole</i>             | 616                         | 6,078                        | 9.87                  | 16                                    | 155                          | 9.69                  |
| Total for Trevally                        | 619                         | 6,134                        |                       | 16                                    | 155                          |                       |
| <b>Warehou, Blue</b>                      |                             |                              |                       |                                       |                              |                       |
| <i>Finfish, Frozen Fillets</i>            | 10                          | 75                           | 7.50                  |                                       |                              |                       |
| Total for Warehou, Blue                   | 10                          | 75                           |                       |                                       |                              |                       |
| <b>Total for Germany</b>                  | <b>3,065,666</b>            | <b>22,164,735</b>            |                       | <b>314,990</b>                        | <b>2,015,253</b>             |                       |

| <i>NETT</i>                     | <i>Jan 2012 -- Dec 2012</i> |                              |                       | <i>Month-to-Date: December - 2012</i> |                              |                       |
|---------------------------------|-----------------------------|------------------------------|-----------------------|---------------------------------------|------------------------------|-----------------------|
|                                 | <i>Weight<br/>(kg)</i>      | <i>FOB* Value<br/>(\$NZ)</i> | <i>Unit<br/>Value</i> | <i>Weight<br/>(kg)</i>                | <i>FOB* Value<br/>(\$NZ)</i> | <i>Unit<br/>Value</i> |
| <b>Ghana</b>                    |                             |                              |                       |                                       |                              |                       |
| <b>Fish cakes</b>               |                             |                              |                       |                                       |                              |                       |
| <i>Finfish, Processed Other</i> | 1,467                       | 7,020                        | 4.79                  |                                       |                              |                       |
| <b>Total for Fish cakes</b>     | <b>1,467</b>                | <b>7,020</b>                 |                       |                                       |                              |                       |
| <b>Mackerel, Blue</b>           |                             |                              |                       |                                       |                              |                       |
| <i>Finfish, Frozen Whole</i>    | 511,500                     | 872,613                      | 1.71                  |                                       |                              |                       |
| <b>Total for Mackerel, Blue</b> | <b>511,500</b>              | <b>872,613</b>               |                       |                                       |                              |                       |
| <b>Mackerel, Jack</b>           |                             |                              |                       |                                       |                              |                       |
| <i>Finfish, Frozen Whole</i>    | 3,150,780                   | 4,609,696                    | 1.46                  |                                       |                              |                       |
| <b>Total for Mackerel, Jack</b> | <b>3,150,780</b>            | <b>4,609,696</b>             |                       |                                       |                              |                       |
| <b>Total for Ghana</b>          | <b>3,663,747</b>            | <b>5,489,329</b>             |                       |                                       |                              |                       |

| <b>NETT</b>                              | <b>Jan 2012 -- Dec 2012</b> |                              |                       | <b>Month-to-Date: December - 2012</b> |                              |                       |
|--|-----------------------------|------------------------------|-----------------------|---------------------------------------|------------------------------|-----------------------|
|  | <b>Weight<br/>(kg)</b>      | <b>FOB* Value<br/>(\$NZ)</b> | <b>Unit<br/>Value</b> | <b>Weight<br/>(kg)</b>                | <b>FOB* Value<br/>(\$NZ)</b> | <b>Unit<br/>Value</b> |
| <b>Greece</b>                            |                             |                              |                       |                                       |                              |                       |
| <b>Eels</b>                              |                             |                              |                       |                                       |                              |                       |
| <i>Finfish, Frozen Whole</i>             | 112                         | 1,575                        | 14.06                 | 112                                   | 1,575                        | 14.06                 |
| <b>Total for Eels</b>                    | <b>112</b>                  | <b>1,575</b>                 |                       | <b>112</b>                            | <b>1,575</b>                 |                       |
| <b>Fish prod unfit for human</b>         |                             |                              |                       |                                       |                              |                       |
| <i>Finfish, Processed Other</i>          | 560                         | 32,092                       | 57.31                 |                                       |                              |                       |
| <b>Total for Fish prod unfit for hum</b> | <b>560</b>                  | <b>32,092</b>                |                       |                                       |                              |                       |
| <b>Mussels</b>                           |                             |                              |                       |                                       |                              |                       |
| <i>Mussels, HS Frozen</i>                | 132,484                     | 672,677                      | 5.08                  |                                       |                              |                       |
| <i>Mussels, Meat Frozen</i>              | 18,190                      | 108,946                      | 5.99                  |                                       |                              |                       |
| <b>Total for Mussels</b>                 | <b>150,674</b>              | <b>781,623</b>               |                       |                                       |                              |                       |
| <b>Snapper</b>                           |                             |                              |                       |                                       |                              |                       |
| <i>Finfish, Chilled Whole</i>            | 7,059                       | 77,354                       | 10.96                 |                                       |                              |                       |
| <b>Total for Snapper</b>                 | <b>7,059</b>                | <b>77,354</b>                |                       |                                       |                              |                       |
| <b>Squid</b>                             |                             |                              |                       |                                       |                              |                       |
| <i>Squid, Frozen Other Form</i>          | 17,056                      | 54,298                       | 3.18                  |                                       |                              |                       |
| <i>Squid, Frozen Whole</i>               | 3,184,549                   | 9,182,265                    | 2.88                  | 15,008                                | 40,193                       | 2.68                  |
| <b>Total for Squid</b>                   | <b>3,201,605</b>            | <b>9,236,563</b>             |                       | <b>15,008</b>                         | <b>40,193</b>                |                       |
| <b>Total for Greece</b>                  | <b>3,360,010</b>            | <b>10,129,207</b>            |                       | <b>15,120</b>                         | <b>41,768</b>                |                       |

| <b>NETT</b>                         | <b>Jan 2012 -- Dec 2012</b> |                              |                       | <b>Month-to-Date: December - 2012</b> |                              |                       |
|-------------------------------------|-----------------------------|------------------------------|-----------------------|---------------------------------------|------------------------------|-----------------------|
|                                     | <b>Weight<br/>(kg)</b>      | <b>FOB* Value<br/>(\$NZ)</b> | <b>Unit<br/>Value</b> | <b>Weight<br/>(kg)</b>                | <b>FOB* Value<br/>(\$NZ)</b> | <b>Unit<br/>Value</b> |
| <b>Guam</b>                         |                             |                              |                       |                                       |                              |                       |
| <b>Fish fingers</b>                 |                             |                              |                       |                                       |                              |                       |
| <i>Finfish, Processed Other</i>     | 16                          | 128                          | 8.00                  |                                       |                              |                       |
| <b>Total for Fish fingers</b>       | <b>16</b>                   | <b>128</b>                   |                       |                                       |                              |                       |
| <b>Mussels</b>                      |                             |                              |                       |                                       |                              |                       |
| <i>Mussels, HS Frozen</i>           | 85,966                      | 479,728                      | 5.58                  | 7,729                                 | 44,443                       | 5.75                  |
| <i>Mussels, Meat Frozen</i>         | 8,400                       | 50,144                       | 5.97                  | 1,500                                 | 8,344                        | 5.56                  |
| <i>Mussels, Whole Frozen</i>        | 4,628                       | 16,958                       | 3.66                  |                                       |                              |                       |
| <i>Mussels, Processed</i>           | 1,089                       | 7,229                        | 6.64                  |                                       |                              |                       |
| <b>Total for Mussels</b>            | <b>100,083</b>              | <b>554,059</b>               |                       | <b>9,229</b>                          | <b>52,787</b>                |                       |
| <b>Other preparations</b>           |                             |                              |                       |                                       |                              |                       |
| <i>Other, Processed Other</i>       | 56                          | 462                          | 8.25                  |                                       |                              |                       |
| <b>Total for Other preparations</b> | <b>56</b>                   | <b>462</b>                   |                       |                                       |                              |                       |
| <b>Salmon</b>                       |                             |                              |                       |                                       |                              |                       |
| <i>Finfish, Chilled Fillets</i>     | 381                         | 9,079                        | 23.83                 |                                       |                              |                       |
| <i>Finfish, Frozen Fillets</i>      | 1,631                       | 38,850                       | 23.82                 |                                       |                              |                       |
| <i>Finfish, Processed Smoked</i>    | 5,092                       | 195,319                      | 38.36                 | 560                                   | 22,449                       | 40.09                 |
| <b>Total for Salmon</b>             | <b>7,104</b>                | <b>243,248</b>               |                       | <b>560</b>                            | <b>22,449</b>                |                       |
| <b>Salmon, Pacific</b>              |                             |                              |                       |                                       |                              |                       |
| <i>Finfish, Chilled Whole</i>       | 239                         | 4,763                        | 19.93                 | 239                                   | 4,763                        | 19.93                 |
| <i>Finfish, Frozen Other form</i>   | 3,444                       | 56,112                       | 16.29                 | 747                                   | 15,334                       | 20.53                 |
| <b>Total for Salmon, Pacific</b>    | <b>3,683</b>                | <b>60,875</b>                |                       | <b>986</b>                            | <b>20,097</b>                |                       |
| <b>Squid</b>                        |                             |                              |                       |                                       |                              |                       |
| <i>Squid, Frozen Whole</i>          | 7,010                       | 35,146                       | 5.01                  |                                       |                              |                       |
| <b>Total for Squid</b>              | <b>7,010</b>                | <b>35,146</b>                |                       |                                       |                              |                       |
| <b>Total for Guam</b>               | <b>117,952</b>              | <b>893,918</b>               |                       | <b>10,775</b>                         | <b>95,333</b>                |                       |

| <i>NETT</i>               | <i>Jan 2012 -- Dec 2012</i> |                              |                       | <i>Month-to-Date: December - 2012</i> |                              |                       |
|---------------------------|-----------------------------|------------------------------|-----------------------|---------------------------------------|------------------------------|-----------------------|
|                           | <i>Weight<br/>(kg)</i>      | <i>FOB* Value<br/>(\$NZ)</i> | <i>Unit<br/>Value</i> | <i>Weight<br/>(kg)</i>                | <i>FOB* Value<br/>(\$NZ)</i> | <i>Unit<br/>Value</i> |
| <b>Honduras</b>           |                             |                              |                       |                                       |                              |                       |
| <b>Mussels</b>            |                             |                              |                       |                                       |                              |                       |
| <i>Mussels, HS Frozen</i> | 8,709                       | 45,182                       | 5.19                  |                                       |                              |                       |
| <b>Total for Mussels</b>  | 8,709                       | 45,182                       |                       |                                       |                              |                       |
| <b>Total for Honduras</b> | 8,709                       | 45,182                       |                       |                                       |                              |                       |



| <b>NETT</b>                                | <b>Jan 2012 -- Dec 2012</b> |                              |                       | <b>Month-to-Date: December - 2012</b> |                              |                       |
|--|-----------------------------|------------------------------|-----------------------|---------------------------------------|------------------------------|-----------------------|
|  | <b>Weight<br/>(kg)</b>      | <b>FOB* Value<br/>(\$NZ)</b> | <b>Unit<br/>Value</b> | <b>Weight<br/>(kg)</b>                | <b>FOB* Value<br/>(\$NZ)</b> | <b>Unit<br/>Value</b> |
| <b>Hong Kong</b>                           |                             |                              |                       |                                       |                              |                       |
| <b>Barracouta</b>                          |                             |                              |                       |                                       |                              |                       |
| <i>Finfish, Frozen Whole</i>               | 20                          | 51                           | 2.55                  |                                       |                              |                       |
| <b>Total for Barracouta</b>                | <b>20</b>                   | <b>51</b>                    |                       |                                       |                              |                       |
| <b>Bluenose</b>                            |                             |                              |                       |                                       |                              |                       |
| <i>Finfish, Chilled Headed and Guttled</i> | 13                          | 213                          | 16.38                 |                                       |                              |                       |
| <i>Finfish, Chilled Other form</i>         | 16                          | 260                          | 16.25                 |                                       |                              |                       |
| <i>Finfish, Chilled Whole</i>              | 79                          | 1,276                        | 16.15                 | 34                                    | 562                          | 16.53                 |
| <b>Total for Bluenose</b>                  | <b>108</b>                  | <b>1,749</b>                 |                       | <b>34</b>                             | <b>562</b>                   |                       |
| <b>Cardinal Fish</b>                       |                             |                              |                       |                                       |                              |                       |
| <i>Finfish, Chilled Fillets</i>            | 32                          | 304                          | 9.50                  | 16                                    | 152                          | 9.50                  |
| <b>Total for Cardinal Fish</b>             | <b>32</b>                   | <b>304</b>                   |                       | <b>16</b>                             | <b>152</b>                   |                       |
| <b>Carp</b>                                |                             |                              |                       |                                       |                              |                       |
| <i>Finfish, Chilled Fillets</i>            | 227                         | 6,253                        | 27.55                 | 12                                    | 386                          | 32.17                 |
| <b>Total for Carp</b>                      | <b>227</b>                  | <b>6,253</b>                 |                       | <b>12</b>                             | <b>386</b>                   |                       |
| <b>Cockles</b>                             |                             |                              |                       |                                       |                              |                       |
| <i>Other Molluscs, Chilled</i>             | 1,560                       | 9,738                        | 6.24                  | 100                                   | 618                          | 6.18                  |
| <b>Total for Cockles</b>                   | <b>1,560</b>                | <b>9,738</b>                 |                       | <b>100</b>                            | <b>618</b>                   |                       |
| <b>Cod, Blue</b>                           |                             |                              |                       |                                       |                              |                       |
| <i>Finfish, Chilled Fillets</i>            | 26                          | 748                          | 28.77                 |                                       |                              |                       |
| <i>Finfish, Frozen Fillets</i>             | 3,036                       | 76,141                       | 25.08                 |                                       |                              |                       |
| <i>Finfish, Processed Smoked</i>           | 870                         | 25,239                       | 29.01                 | 40                                    | 1,173                        | 29.33                 |
| <b>Total for Cod, Blue</b>                 | <b>3,932</b>                | <b>102,128</b>               |                       | <b>40</b>                             | <b>1,173</b>                 |                       |
| <b>Cod, Red</b>                            |                             |                              |                       |                                       |                              |                       |
| <i>Finfish, Frozen Fillets</i>             | 5,688                       | 34,823                       | 6.12                  | 1,235                                 | 6,632                        | 5.37                  |
| <i>Finfish, Frozen Other form</i>          | 20                          | 88                           | 4.40                  |                                       |                              |                       |
| <b>Total for Cod, Red</b>                  | <b>5,708</b>                | <b>34,911</b>                |                       | <b>1,235</b>                          | <b>6,632</b>                 |                       |
| <b>Crab</b>                                |                             |                              |                       |                                       |                              |                       |
| <i>Other Crustacea, Chilled Live</i>       | 42                          | 497                          | 11.83                 |                                       |                              |                       |
| <b>Total for Crab</b>                      | <b>42</b>                   | <b>497</b>                   |                       |                                       |                              |                       |
| <b>Crustaceans</b>                         |                             |                              |                       |                                       |                              |                       |
| <i>Other Crustacea, Processed</i>          | 132                         | 1,732                        | 13.12                 | 25                                    | 292                          | 11.68                 |
| <b>Total for Crustaceans</b>               | <b>132</b>                  | <b>1,732</b>                 |                       | <b>25</b>                             | <b>292</b>                   |                       |
| <b>Crustn, Molluscs extract</b>            |                             |                              |                       |                                       |                              |                       |
| <i>Other Crustacea, Processed Extracts</i> | 52                          | 43,086                       | 828.58                |                                       |                              |                       |
| <b>Total for Crustn, Molluscs extra</b>    | <b>52</b>                   | <b>43,086</b>                |                       |                                       |                              |                       |
| <b>Eels</b>                                |                             |                              |                       |                                       |                              |                       |
| <i>Finfish, Chilled Live</i>               | 74,176                      | 1,371,781                    | 18.49                 | 585                                   | 8,006                        | 13.69                 |
| <i>Finfish, Chilled Other form</i>         | 30,730                      | 445,683                      | 14.50                 |                                       |                              |                       |

| <b>NETT</b>                                    | <b>Jan 2012 -- Dec 2012</b> |                        |                       | <b>Month-to-Date: December - 2012</b> |                        |                       |
|--|-----------------------------|------------------------|-----------------------|---------------------------------------|------------------------|-----------------------|
|  | <b>Weight<br/>(kg)</b>      | <b>FOB*<br/>(\$NZ)</b> | <b>Value<br/>Unit</b> | <b>Weight<br/>(kg)</b>                | <b>FOB*<br/>(\$NZ)</b> | <b>Value<br/>Unit</b> |
| <b>Hong Kong</b>                               |                             |                        |                       |                                       |                        |                       |
| <i>Finfish, Frozen Headed and Guttled</i>      | 976                         | 17,695                 | 18.13                 |                                       |                        |                       |
| <i>Finfish, Frozen Other form</i>              | 480                         | 8,084                  | 16.84                 |                                       |                        |                       |
| <b>Total for Eels</b>                          | <b>106,362</b>              | <b>1,843,243</b>       |                       | <b>585</b>                            | <b>8,006</b>           |                       |
| <b>Elephant Fish</b>                           |                             |                        |                       |                                       |                        |                       |
| <i>Finfish, Frozen Other form</i>              | 11,760                      | 285,399                | 24.27                 |                                       |                        |                       |
| <b>Total for Elephant Fish</b>                 | <b>11,760</b>               | <b>285,399</b>         |                       |                                       |                        |                       |
| <b>Finfish extracts and juices</b>             |                             |                        |                       |                                       |                        |                       |
| <i>Finfish, Processed Extracts</i>             | 12                          | 195                    | 16.25                 |                                       |                        |                       |
| <b>Total for Finfish extracts and jui</b>      | <b>12</b>                   | <b>195</b>             |                       |                                       |                        |                       |
| <b>Finfish, other fish meat</b>                |                             |                        |                       |                                       |                        |                       |
| <i>Finfish, Processed Other</i>                | 125                         | 4,888                  | 39.10                 | 13                                    | 276                    | 21.23                 |
| <b>Total for Finfish, other fish meat</b>      | <b>125</b>                  | <b>4,888</b>           |                       | <b>13</b>                             | <b>276</b>             |                       |
| <b>Fish cakes</b>                              |                             |                        |                       |                                       |                        |                       |
| <i>Finfish, Processed Other</i>                | 19                          | 76                     | 4.00                  |                                       |                        |                       |
| <b>Total for Fish cakes</b>                    | <b>19</b>                   | <b>76</b>              |                       |                                       |                        |                       |
| <b>Fish fingers</b>                            |                             |                        |                       |                                       |                        |                       |
| <i>Finfish, Processed Other</i>                | 44,898                      | 214,877                | 4.79                  | 4,638                                 | 25,830                 | 5.57                  |
| <b>Total for Fish fingers</b>                  | <b>44,898</b>               | <b>214,877</b>         |                       | <b>4,638</b>                          | <b>25,830</b>          |                       |
| <b>Fish heads, tails and maws</b>              |                             |                        |                       |                                       |                        |                       |
| <i>Finfish, Processed Smoked, Dried, Salte</i> | 56,506                      | 177,217                | 3.14                  | 54,168                                | 58,211                 | 1.07                  |
| <b>Total for Fish heads, tails and m</b>       | <b>56,506</b>               | <b>177,217</b>         |                       | <b>54,168</b>                         | <b>58,211</b>          |                       |
| <b>Fish meal fit for human</b>                 |                             |                        |                       |                                       |                        |                       |
| <i>Finfish, Processed Other</i>                | 105                         | 39,909                 | 380.09                | 37                                    | 11,340                 | 306.49                |
| <b>Total for Fish meal fit for human</b>       | <b>105</b>                  | <b>39,909</b>          |                       | <b>37</b>                             | <b>11,340</b>          |                       |
| <b>Flounder</b>                                |                             |                        |                       |                                       |                        |                       |
| <i>Finfish, Chilled Other form</i>             | 233                         | 1,955                  | 8.39                  |                                       |                        |                       |
| <i>Finfish, Chilled Whole</i>                  | 12,802                      | 107,763                | 8.42                  | 582                                   | 4,381                  | 7.53                  |
| <i>Finfish, Frozen Whole</i>                   | 100                         | 679                    | 6.79                  |                                       |                        |                       |
| <b>Total for Flounder</b>                      | <b>13,135</b>               | <b>110,397</b>         |                       | <b>582</b>                            | <b>4,381</b>           |                       |
| <b>Ghostshark</b>                              |                             |                        |                       |                                       |                        |                       |
| <i>Finfish, Frozen Other form</i>              | 12,503                      | 232,227                | 18.57                 |                                       |                        |                       |
| <b>Total for Ghostshark</b>                    | <b>12,503</b>               | <b>232,227</b>         |                       |                                       |                        |                       |
| <b>Groper</b>                                  |                             |                        |                       |                                       |                        |                       |
| <i>Finfish, Chilled Headed and Guttled</i>     | 16                          | 178                    | 11.13                 |                                       |                        |                       |
| <i>Finfish, Chilled Other form</i>             | 143                         | 4,417                  | 30.89                 |                                       |                        |                       |
| <i>Finfish, Chilled Whole</i>                  | 1,480                       | 17,169                 | 11.60                 | 101                                   | 1,205                  | 11.93                 |
| <b>Total for Groper</b>                        | <b>1,639</b>                | <b>21,764</b>          |                       | <b>101</b>                            | <b>1,205</b>           |                       |
| <b>Gurnard</b>                                 |                             |                        |                       |                                       |                        |                       |

| <b>NETT</b>                               | <b>Jan 2012 -- Dec 2012</b> |                        |                                 | <b>Month-to-Date: December - 2012</b> |                        |                                 |
|---|-----------------------------|------------------------|---------------------------------|---------------------------------------|------------------------|---------------------------------|
|   | <b>Weight<br/>(kg)</b>      | <b>FOB*<br/>(\$NZ)</b> | <b>Value<br/>Unit<br/>Value</b> | <b>Weight<br/>(kg)</b>                | <b>FOB*<br/>(\$NZ)</b> | <b>Value<br/>Unit<br/>Value</b> |
| <b>Hong Kong</b>                          |                             |                        |                                 |                                       |                        |                                 |
| <i>Finfish, Chilled Fillets</i>           | 16                          | 331                    | 20.69                           |                                       |                        |                                 |
| <i>Finfish, Chilled Whole</i>             | 1,799                       | 16,896                 | 9.39                            | 286                                   | 2,655                  | 9.28                            |
| <b>Total for Gurnard</b>                  | <b>1,815</b>                | <b>17,227</b>          |                                 | <b>286</b>                            | <b>2,655</b>           |                                 |
| <b>Hake</b>                               |                             |                        |                                 |                                       |                        |                                 |
| <i>Finfish, Frozen Fillets</i>            | 20                          | 60                     | 3.00                            |                                       |                        |                                 |
| <b>Total for Hake</b>                     | <b>20</b>                   | <b>60</b>              |                                 |                                       |                        |                                 |
| <b>Hoki</b>                               |                             |                        |                                 |                                       |                        |                                 |
| <i>Finfish, Frozen Fillets</i>            | 72,113                      | 350,409                | 4.86                            | 14,670                                | 71,642                 | 4.88                            |
| <i>Finfish, Frozen Other form</i>         | 10                          | 52                     | 5.20                            |                                       |                        |                                 |
| <b>Total for Hoki</b>                     | <b>72,123</b>               | <b>350,461</b>         |                                 | <b>14,670</b>                         | <b>71,642</b>          |                                 |
| <b>John Dory</b>                          |                             |                        |                                 |                                       |                        |                                 |
| <i>Finfish, Chilled Fillets</i>           | 212                         | 7,306                  | 34.46                           | 32                                    | 1,096                  | 34.25                           |
| <i>Finfish, Chilled Whole</i>             | 8,381                       | 112,581                | 13.43                           | 842                                   | 14,245                 | 16.92                           |
| <b>Total for John Dory</b>                | <b>8,593</b>                | <b>119,887</b>         |                                 | <b>874</b>                            | <b>15,341</b>          |                                 |
| <b>Kingfish, Yellowtail</b>               |                             |                        |                                 |                                       |                        |                                 |
| <i>Finfish, Chilled Other form</i>        | 41                          | 676                    | 16.49                           |                                       |                        |                                 |
| <i>Finfish, Chilled Whole</i>             | 574                         | 6,841                  | 11.92                           | 60                                    | 620                    | 10.33                           |
| <b>Total for Kingfish, Yellowtail</b>     | <b>615</b>                  | <b>7,517</b>           |                                 | <b>60</b>                             | <b>620</b>             |                                 |
| <b>Leatherjacket</b>                      |                             |                        |                                 |                                       |                        |                                 |
| <i>Finfish, Chilled Headed and Gutted</i> | 10                          | 54                     | 5.40                            |                                       |                        |                                 |
| <b>Total for Leatherjacket</b>            | <b>10</b>                   | <b>54</b>              |                                 |                                       |                        |                                 |
| <b>Ling</b>                               |                             |                        |                                 |                                       |                        |                                 |
| <i>Finfish, Chilled Fillets</i>           | 423                         | 7,883                  | 18.64                           | 104                                   | 899                    | 8.64                            |
| <i>Finfish, Frozen Fillets</i>            | 1,019,933                   | 12,239,974             | 12.00                           | 130,363                               | 1,541,310              | 11.82                           |
| <i>Finfish, Frozen Other form</i>         | 52,560                      | 690,580                | 13.14                           |                                       |                        |                                 |
| <i>Finfish, Frozen Whole</i>              | 49,302                      | 106,452                | 2.16                            | 23,458                                | 42,864                 | 1.83                            |
| <b>Total for Ling</b>                     | <b>1,122,218</b>            | <b>13,044,889</b>      |                                 | <b>153,925</b>                        | <b>1,585,073</b>       |                                 |
| <b>Moki</b>                               |                             |                        |                                 |                                       |                        |                                 |
| <i>Finfish, Chilled Fillets</i>           | 131                         | 1,446                  | 11.04                           |                                       |                        |                                 |
| <b>Total for Moki</b>                     | <b>131</b>                  | <b>1,446</b>           |                                 |                                       |                        |                                 |
| <b>Monkfish (Stargazer)</b>               |                             |                        |                                 |                                       |                        |                                 |
| <i>Finfish, Chilled Fillets</i>           | 987                         | 20,091                 | 20.36                           | 88                                    | 1,720                  | 19.55                           |
| <i>Finfish, Chilled Headed and Gutted</i> | 300                         | 3,165                  | 10.55                           |                                       |                        |                                 |
| <i>Finfish, Chilled Other form</i>        | 120                         | 1,863                  | 15.53                           |                                       |                        |                                 |
| <i>Finfish, Frozen Fillets</i>            | 4,235                       | 61,321                 | 14.48                           |                                       |                        |                                 |
| <i>Finfish, Frozen Headed and Gutted</i>  | 3,300                       | 18,201                 | 5.52                            |                                       |                        |                                 |
| <i>Finfish, Frozen Other form</i>         | 1,000                       | 5,140                  | 5.14                            |                                       |                        |                                 |
| <i>Finfish, Frozen Whole</i>              | 1,350                       | 11,129                 | 8.24                            |                                       |                        |                                 |
| <b>Total for Monkfish (Stargazer)</b>     | <b>11,292</b>               | <b>120,910</b>         |                                 | <b>88</b>                             | <b>1,720</b>           |                                 |
| <b>Mussels</b>                            |                             |                        |                                 |                                       |                        |                                 |

| <b>NETT</b>                               | <b>Jan 2012 -- Dec 2012</b> |                              |                       | <b>Month-to-Date: December - 2012</b> |                              |                       |
|---|-----------------------------|------------------------------|-----------------------|---------------------------------------|------------------------------|-----------------------|
|   | <b>Weight<br/>(kg)</b>      | <b>FOB* Value<br/>(\$NZ)</b> | <b>Unit<br/>Value</b> | <b>Weight<br/>(kg)</b>                | <b>FOB* Value<br/>(\$NZ)</b> | <b>Unit<br/>Value</b> |
| <b>Hong Kong</b>                          |                             |                              |                       |                                       |                              |                       |
| <i>Mussels, Freeze-dried pwd</i>          | 55                          | 2,607                        | 47.40                 |                                       |                              |                       |
| <i>Mussels, HS Frozen</i>                 | 1,640,376                   | 8,955,307                    | 5.46                  | 154,162                               | 839,826                      | 5.45                  |
| <i>Mussels, Live</i>                      | 36,042                      | 150,879                      | 4.19                  | 1,643                                 | 5,971                        | 3.63                  |
| <i>Mussels, Meat Chilled/Frsh</i>         | 362                         | 2,623                        | 7.25                  |                                       |                              |                       |
| <i>Mussels, Meat Frozen</i>               | 252,829                     | 1,497,189                    | 5.92                  | 17,136                                | 99,117                       | 5.78                  |
| <i>Mussels, Powder in capsule</i>         | 515                         | 31,576                       | 61.31                 |                                       |                              |                       |
| <i>Mussels, Smoked</i>                    | 375                         | 9,847                        | 26.26                 |                                       |                              |                       |
| <i>Mussels, Whole Chilled</i>             | 2,760                       | 18,999                       | 6.88                  | 1,310                                 | 10,478                       | 8.00                  |
| <i>Mussels, Whole Frozen</i>              | 40,949                      | 160,644                      | 3.92                  | 7,275                                 | 28,472                       | 3.91                  |
| <i>Mussels, Dried, Salted or in Brine</i> | 3,649                       | 15,926                       | 4.36                  |                                       |                              |                       |
| <b>Total for Mussels</b>                  | <b>1,977,912</b>            | <b>10,845,597</b>            |                       | <b>181,526</b>                        | <b>983,864</b>               |                       |
| <b>Norway Lobster</b>                     |                             |                              |                       |                                       |                              |                       |
| <i>Other Crustacea, Frozen</i>            | 17,526                      | 645,311                      | 36.82                 | 2,020                                 | 73,179                       | 36.23                 |
| <b>Total for Norway Lobster</b>           | <b>17,526</b>               | <b>645,311</b>               |                       | <b>2,020</b>                          | <b>73,179</b>                |                       |
| <b>Orange Roughy</b>                      |                             |                              |                       |                                       |                              |                       |
| <i>Finfish, Chilled Fillets</i>           | 224                         | 5,472                        | 24.43                 | 32                                    | 774                          | 24.19                 |
| <i>Finfish, Frozen Fillets</i>            | 11,320                      | 166,402                      | 14.70                 | 2,000                                 | 27,911                       | 13.96                 |
| <i>Finfish, Frozen Whole</i>              | 150                         | 3,075                        | 20.50                 |                                       |                              |                       |
| <b>Total for Orange Roughy</b>            | <b>11,694</b>               | <b>174,949</b>               |                       | <b>2,032</b>                          | <b>28,685</b>                |                       |
| <b>Oreo Dory, Smooth</b>                  |                             |                              |                       |                                       |                              |                       |
| <i>Finfish, Frozen Fillets</i>            | 8,565                       | 67,623                       | 7.90                  |                                       |                              |                       |
| <b>Total for Oreo Dory, Smooth</b>        | <b>8,565</b>                | <b>67,623</b>                |                       |                                       |                              |                       |
| <b>Other chilled finfish</b>              |                             |                              |                       |                                       |                              |                       |
| <i>Finfish, Chilled Headed and Gutted</i> | 17                          | 365                          | 21.47                 | 17                                    | 365                          | 21.47                 |
| <i>Finfish, Chilled Other form</i>        | 1,752                       | 15,909                       | 9.08                  |                                       |                              |                       |
| <i>Finfish, Chilled Whole</i>             | 2,611                       | 28,081                       | 10.75                 | 414                                   | 4,152                        | 10.03                 |
| <b>Total for Other chilled finfish</b>    | <b>4,380</b>                | <b>44,355</b>                |                       | <b>431</b>                            | <b>4,517</b>                 |                       |
| <b>Other clams chilled</b>                |                             |                              |                       |                                       |                              |                       |
| <i>Other Molluscs, Chilled</i>            | 9,372                       | 174,091                      | 18.58                 | 2,944                                 | 81,706                       | 27.75                 |
| <b>Total for Other clams chilled</b>      | <b>9,372</b>                | <b>174,091</b>               |                       | <b>2,944</b>                          | <b>81,706</b>                |                       |
| <b>Other clams frozen</b>                 |                             |                              |                       |                                       |                              |                       |
| <i>Other Molluscs, Frozen</i>             | 925                         | 8,812                        | 9.53                  |                                       |                              |                       |
| <b>Total for Other clams frozen</b>       | <b>925</b>                  | <b>8,812</b>                 |                       |                                       |                              |                       |
| <b>Other Dogfish/Shark</b>                |                             |                              |                       |                                       |                              |                       |
| <i>Finfish, Frozen Other form</i>         | 2,247                       | 70,735                       | 31.48                 |                                       |                              |                       |
| <b>Total for Other Dogfish/Shark</b>      | <b>2,247</b>                | <b>70,735</b>                |                       |                                       |                              |                       |
| <b>Other dried finfish</b>                |                             |                              |                       |                                       |                              |                       |
| <i>Other, Processed Dried</i>             | 1,982                       | 378,382                      | 190.91                | 100                                   | 24,240                       | 242.40                |
| <b>Total for Other dried finfish</b>      | <b>1,982</b>                | <b>378,382</b>               |                       | <b>100</b>                            | <b>24,240</b>                |                       |
| <b>Other Flatfish</b>                     |                             |                              |                       |                                       |                              |                       |

| <b>NETT</b>                                    | <b>Jan 2012 -- Dec 2012</b> |                              |                       | <b>Month-to-Date: December - 2012</b> |                              |                       |
|--|-----------------------------|------------------------------|-----------------------|---------------------------------------|------------------------------|-----------------------|
|  | <b>Weight<br/>(kg)</b>      | <b>FOB* Value<br/>(\$NZ)</b> | <b>Unit<br/>Value</b> | <b>Weight<br/>(kg)</b>                | <b>FOB* Value<br/>(\$NZ)</b> | <b>Unit<br/>Value</b> |
| <b>Hong Kong</b>                               |                             |                              |                       |                                       |                              |                       |
| <i>Finfish, Frozen Whole</i>                   | 2,210                       | 12,249                       | 5.54                  |                                       |                              |                       |
| <b>Total for Other Flatfish</b>                | <b>2,210</b>                | <b>12,249</b>                |                       |                                       |                              |                       |
| <b>Other frozen fillets</b>                    |                             |                              |                       |                                       |                              |                       |
| <i>Finfish, Frozen Fillets</i>                 | 2,130                       | 10,395                       | 4.88                  | 490                                   | 2,368                        | 4.83                  |
| <b>Total for Other frozen fillets</b>          | <b>2,130</b>                | <b>10,395</b>                |                       | <b>490</b>                            | <b>2,368</b>                 |                       |
| <b>Other Molluscs</b>                          |                             |                              |                       |                                       |                              |                       |
| <i>Other Molluscs, Live</i>                    | 59,194                      | 938,753                      | 15.86                 | 5,465                                 | 79,284                       | 14.51                 |
| <i>Other Molluscs, Chilled</i>                 | 280                         | 1,845                        | 6.59                  |                                       |                              |                       |
| <i>Other Molluscs, Frozen</i>                  | 964                         | 44,616                       | 46.28                 | 407                                   | 17,375                       | 42.69                 |
| <i>Other Molluscs, Smoked, Dried, Salted</i>   | 20                          | 11,000                       | 550.00                |                                       |                              |                       |
| <i>Other Molluscs, Processed Packed</i>        | 28,009                      | 178,473                      | 6.37                  | 1,000                                 | 5,643                        | 5.64                  |
| <b>Total for Other Molluscs</b>                | <b>88,467</b>               | <b>1,174,687</b>             |                       | <b>6,872</b>                          | <b>102,302</b>               |                       |
| <b>Other Offal</b>                             |                             |                              |                       |                                       |                              |                       |
| <i>Finfish, Processed Smoked, Dried, Salte</i> | 4,870                       | 106,047                      | 21.78                 |                                       |                              |                       |
| <b>Total for Other Offal</b>                   | <b>4,870</b>                | <b>106,047</b>               |                       |                                       |                              |                       |
| <b>Other preparations</b>                      |                             |                              |                       |                                       |                              |                       |
| <i>Other, Processed Other</i>                  | 434,100                     | 2,428,485                    | 5.59                  | 20,671                                | 114,641                      | 5.55                  |
| <b>Total for Other preparations</b>            | <b>434,100</b>              | <b>2,428,485</b>             |                       | <b>20,671</b>                         | <b>114,641</b>               |                       |
| <b>Other salted, in brine</b>                  |                             |                              |                       |                                       |                              |                       |
| <i>Other, Processed Salted or in Brine</i>     | 52                          | 3,163                        | 60.83                 |                                       |                              |                       |
| <b>Total for Other salted, in brine</b>        | <b>52</b>                   | <b>3,163</b>                 |                       |                                       |                              |                       |
| <b>Other smoked fish</b>                       |                             |                              |                       |                                       |                              |                       |
| <i>Other, Processed Smoked</i>                 | 32                          | 883                          | 27.59                 |                                       |                              |                       |
| <b>Total for Other smoked fish</b>             | <b>32</b>                   | <b>883</b>                   |                       |                                       |                              |                       |
| <b>Oysters, Dredge</b>                         |                             |                              |                       |                                       |                              |                       |
| <i>Oysters, Frozen</i>                         | 27,000                      | 62,275                       | 2.31                  |                                       |                              |                       |
| <b>Total for Oysters, Dredge</b>               | <b>27,000</b>               | <b>62,275</b>                |                       |                                       |                              |                       |
| <b>Oysters, Pacific</b>                        |                             |                              |                       |                                       |                              |                       |
| <i>Oysters, Live</i>                           | 13,693                      | 137,158                      | 10.02                 | 851                                   | 10,168                       | 11.95                 |
| <i>Oysters, Chilled</i>                        | 100                         | 950                          | 9.50                  |                                       |                              |                       |
| <i>Oysters, Frozen</i>                         | 86,143                      | 793,450                      | 9.21                  |                                       |                              |                       |
| <b>Total for Oysters, Pacific</b>              | <b>99,936</b>               | <b>931,558</b>               |                       | <b>851</b>                            | <b>10,168</b>                |                       |
| <b>Patagonian Toothfish</b>                    |                             |                              |                       |                                       |                              |                       |
| <i>Finfish, Frozen Other form</i>              | 7,145                       | 223,358                      | 31.26                 |                                       |                              |                       |
| <b>Total for Patagonian Toothfish</b>          | <b>7,145</b>                | <b>223,358</b>               |                       |                                       |                              |                       |
| <b>Paua</b>                                    |                             |                              |                       |                                       |                              |                       |
| <i>Other Molluscs, Chilled</i>                 | 1,200                       | 78,987                       | 65.82                 |                                       |                              |                       |
| <i>Other Molluscs, Frozen</i>                  | 19,037                      | 712,107                      | 37.41                 | 1,650                                 | 63,950                       | 38.76                 |
| <i>Other Molluscs, Processed Cans or Jars</i>  | 256,977                     | 17,749,677                   | 69.07                 | 47,826                                | 3,303,809                    | 69.08                 |

| <b>NETT</b>                                     | <b>Jan 2012 -- Dec 2012</b> |                              |                       | <b>Month-to-Date: December - 2012</b> |                              |                       |
|---|-----------------------------|------------------------------|-----------------------|---------------------------------------|------------------------------|-----------------------|
|   | <b>Weight<br/>(kg)</b>      | <b>FOB* Value<br/>(\$NZ)</b> | <b>Unit<br/>Value</b> | <b>Weight<br/>(kg)</b>                | <b>FOB* Value<br/>(\$NZ)</b> | <b>Unit<br/>Value</b> |
| <b>Hong Kong</b>                                |                             |                              |                       |                                       |                              |                       |
| <i>Other Molluscs, Processed Smoked, Dri</i>    | 168                         | 8,915                        | 53.07                 | 168                                   | 8,915                        | 53.07                 |
| <b>Total for Paua</b>                           | <b>277,382</b>              | <b>18,549,686</b>            |                       | <b>49,644</b>                         | <b>3,376,674</b>             |                       |
| <b>Rays &amp; Skates</b>                        |                             |                              |                       |                                       |                              |                       |
| <i>Finfish, Frozen Fillets</i>                  | 965                         | 4,988                        | 5.17                  |                                       |                              |                       |
| <i>Finfish, Frozen Other form</i>               | 9,025                       | 42,785                       | 4.74                  | 1,900                                 | 8,744                        | 4.60                  |
| <b>Total for Rays &amp; Skates</b>              | <b>9,990</b>                | <b>47,773</b>                |                       | <b>1,900</b>                          | <b>8,744</b>                 |                       |
| <b>Rock Lobster</b>                             |                             |                              |                       |                                       |                              |                       |
| <i>Rock Lobster, Chilled Live</i>               | 656,388                     | 58,818,276                   | 89.61                 | 331                                   | 23,854                       | 72.07                 |
| <i>Rock Lobster, Frozen Other form</i>          | 698                         | 55,658                       | 79.74                 |                                       |                              |                       |
| <i>Rock Lobster, Frozen Whole</i>               | 792                         | 30,090                       | 37.99                 |                                       |                              |                       |
| <b>Total for Rock Lobster</b>                   | <b>657,878</b>              | <b>58,904,024</b>            |                       | <b>331</b>                            | <b>23,854</b>                |                       |
| <b>Salmon</b>                                   |                             |                              |                       |                                       |                              |                       |
| <i>Finfish, Chilled Fillets</i>                 | 5,467                       | 93,413                       | 17.09                 | 33                                    | 711                          | 21.55                 |
| <i>Finfish, Frozen Fillets</i>                  | 21                          | 599                          | 28.52                 |                                       |                              |                       |
| <i>Finfish, Processed Cans or Jars, Whole o</i> | 1                           | 73                           | 73.00                 | 1                                     | 73                           | 73.00                 |
| <i>Finfish, Processed Smoked</i>                | 9,912                       | 376,924                      | 38.03                 | 1,421                                 | 46,677                       | 32.85                 |
| <b>Total for Salmon</b>                         | <b>15,401</b>               | <b>471,009</b>               |                       | <b>1,455</b>                          | <b>47,461</b>                |                       |
| <b>Salmon, Pacific</b>                          |                             |                              |                       |                                       |                              |                       |
| <i>Finfish, Chilled Other form</i>              | 4,872                       | 145,518                      | 29.87                 | 333                                   | 8,668                        | 26.03                 |
| <i>Finfish, Chilled Whole</i>                   | 57,017                      | 706,054                      | 12.38                 | 3,167                                 | 48,986                       | 15.47                 |
| <b>Total for Salmon, Pacific</b>                | <b>61,889</b>               | <b>851,572</b>               |                       | <b>3,500</b>                          | <b>57,654</b>                |                       |
| <b>Salmon, Sockeye</b>                          |                             |                              |                       |                                       |                              |                       |
| <i>Finfish, Frozen Other form</i>               | 41                          | 875                          | 21.34                 |                                       |                              |                       |
| <b>Total for Salmon, Sockeye</b>                | <b>41</b>                   | <b>875</b>                   |                       |                                       |                              |                       |
| <b>School shark</b>                             |                             |                              |                       |                                       |                              |                       |
| <i>Finfish, Frozen Other form</i>               | 2,962                       | 110,490                      | 37.30                 |                                       |                              |                       |
| <b>Total for School shark</b>                   | <b>2,962</b>                | <b>110,490</b>               |                       |                                       |                              |                       |
| <b>Sea Perch</b>                                |                             |                              |                       |                                       |                              |                       |
| <i>Finfish, Frozen Whole</i>                    | 19                          | 69                           | 3.63                  |                                       |                              |                       |
| <b>Total for Sea Perch</b>                      | <b>19</b>                   | <b>69</b>                    |                       |                                       |                              |                       |
| <b>Sea Urchin/Kina</b>                          |                             |                              |                       |                                       |                              |                       |
| <i>Other, Chilled</i>                           | 92                          | 1,633                        | 17.75                 | 92                                    | 1,633                        | 17.75                 |
| <b>Total for Sea Urchin/Kina</b>                | <b>92</b>                   | <b>1,633</b>                 |                       | <b>92</b>                             | <b>1,633</b>                 |                       |
| <b>Shark Fins</b>                               |                             |                              |                       |                                       |                              |                       |
| <i>Finfish, Processed Smoked, Dried, Salte</i>  | 28,848                      | 715,004                      | 24.79                 |                                       |                              |                       |
| <b>Total for Shark Fins</b>                     | <b>28,848</b>               | <b>715,004</b>               |                       |                                       |                              |                       |
| <b>Shrimps &amp; Prawns cold-water</b>          |                             |                              |                       |                                       |                              |                       |
| <i>Other Crustacea, Frozen</i>                  | 618                         | 27,137                       | 43.91                 |                                       |                              |                       |

| <b>NETT</b>                         | <b>Jan 2012 -- Dec 2012</b> |                        |                                 | <b>Month-to-Date: December - 2012</b> |                        |                                 |
|-------------------------------------|-----------------------------|------------------------|---------------------------------|---------------------------------------|------------------------|---------------------------------|
|                                     | <b>Weight<br/>(kg)</b>      | <b>FOB*<br/>(\$NZ)</b> | <b>Value<br/>Unit<br/>Value</b> | <b>Weight<br/>(kg)</b>                | <b>FOB*<br/>(\$NZ)</b> | <b>Value<br/>Unit<br/>Value</b> |
| <b>Hong Kong</b>                    |                             |                        |                                 |                                       |                        |                                 |
| Total for Shrimps & Prawns col      | 618                         | 27,137                 |                                 |                                       |                        |                                 |
| <b>Shrimps &amp; Prawns other</b>   |                             |                        |                                 |                                       |                        |                                 |
| Other Crustacea, Frozen             | 1,044                       | 30,807                 | 29.51                           |                                       |                        |                                 |
| Total for Shrimps & Prawns oth      | 1,044                       | 30,807                 |                                 |                                       |                        |                                 |
| <b>Snapper</b>                      |                             |                        |                                 |                                       |                        |                                 |
| Finfish, Chilled Fillets            | 1,211                       | 34,700                 | 28.65                           | 139                                   | 4,527                  | 32.57                           |
| Finfish, Chilled Headed and Guttled | 461                         | 6,352                  | 13.78                           | 37                                    | 512                    | 13.84                           |
| Finfish, Chilled Whole              | 7,115                       | 100,115                | 14.07                           | 588                                   | 8,701                  | 14.80                           |
| Total for Snapper                   | 8,787                       | 141,167                |                                 | 764                                   | 13,740                 |                                 |
| <b>Sole, Lemon</b>                  |                             |                        |                                 |                                       |                        |                                 |
| Finfish, Frozen Whole               | 23,150                      | 117,136                | 5.06                            |                                       |                        |                                 |
| Total for Sole, Lemon               | 23,150                      | 117,136                |                                 |                                       |                        |                                 |
| <b>Sole, New Zealand</b>            |                             |                        |                                 |                                       |                        |                                 |
| Finfish, Chilled Fillets            | 1,375                       | 30,072                 | 21.87                           | 98                                    | 1,962                  | 20.02                           |
| Finfish, Chilled Other form         | 130                         | 2,691                  | 20.70                           |                                       |                        |                                 |
| Finfish, Frozen Other form          | 34,530                      | 190,256                | 5.51                            | 800                                   | 4,464                  | 5.58                            |
| Finfish, Frozen Whole               | 73,572                      | 407,592                | 5.54                            | 1,400                                 | 7,679                  | 5.49                            |
| Total for Sole, New Zealand         | 109,607                     | 630,611                |                                 | 2,298                                 | 14,105                 |                                 |
| <b>Spiny Dogfish</b>                |                             |                        |                                 |                                       |                        |                                 |
| Finfish, Frozen Other form          | 4,224                       | 84,913                 | 20.10                           |                                       |                        |                                 |
| Total for Spiny Dogfish             | 4,224                       | 84,913                 |                                 |                                       |                        |                                 |
| <b>Spotted Dogfish ( Rig )</b>      |                             |                        |                                 |                                       |                        |                                 |
| Finfish, Frozen Other form          | 1,369                       | 26,349                 | 19.25                           |                                       |                        |                                 |
| Total for Spotted Dogfish ( Rig )   | 1,369                       | 26,349                 |                                 |                                       |                        |                                 |
| <b>Squid</b>                        |                             |                        |                                 |                                       |                        |                                 |
| Squid, Frozen Other Form            | 355,100                     | 674,994                | 1.90                            | 54,330                                | 107,387                | 1.98                            |
| Squid, Frozen Tubes/Steaks          | 5,342                       | 17,305                 | 3.24                            |                                       |                        |                                 |
| Squid, Frozen Whole                 | 7,000                       | 20,025                 | 2.86                            | 5,000                                 | 14,245                 | 2.85                            |
| Squid, Frz Heads&Tentacles          | 333,394                     | 1,885,317              | 5.65                            | 1,220                                 | 3,446                  | 2.82                            |
| Squid, Dried, Salted or in Brine    | 18,480                      | 98,115                 | 5.31                            |                                       |                        |                                 |
| Total for Squid                     | 719,316                     | 2,695,756              |                                 | 60,550                                | 125,078                |                                 |
| <b>Swordfish</b>                    |                             |                        |                                 |                                       |                        |                                 |
| Finfish, Chilled Headed and Guttled | 97                          | 1,848                  | 19.05                           |                                       |                        |                                 |
| Total for Swordfish                 | 97                          | 1,848                  |                                 |                                       |                        |                                 |
| <b>Tarakihi</b>                     |                             |                        |                                 |                                       |                        |                                 |
| Finfish, Chilled Fillets            | 35                          | 674                    | 19.26                           |                                       |                        |                                 |
| Finfish, Chilled Whole              | 756                         | 7,472                  | 9.88                            | 27                                    | 285                    | 10.56                           |
| Total for Tarakihi                  | 791                         | 8,146                  |                                 | 27                                    | 285                    |                                 |
| <b>Tilapias</b>                     |                             |                        |                                 |                                       |                        |                                 |

| <b>NETT</b>                               | <b>Jan 2012 -- Dec 2012</b> |                        |                       | <b>Month-to-Date: December - 2012</b> |                        |                       |
|---|-----------------------------|------------------------|-----------------------|---------------------------------------|------------------------|-----------------------|
|   | <b>Weight<br/>(kg)</b>      | <b>FOB*<br/>(\$NZ)</b> | <b>Value<br/>Unit</b> | <b>Weight<br/>(kg)</b>                | <b>FOB*<br/>(\$NZ)</b> | <b>Value<br/>Unit</b> |
| <b>Hong Kong</b>                          |                             |                        |                       |                                       |                        |                       |
| <i>Finfish, Chilled Fillets</i>           | 4,199                       | 87,098                 | 20.74                 | 92                                    | 1,780                  | 19.35                 |
| <b>Total for Tilapias</b>                 | <b>4,199</b>                | <b>87,098</b>          |                       | <b>92</b>                             | <b>1,780</b>           |                       |
| <b>Trevally</b>                           |                             |                        |                       |                                       |                        |                       |
| <i>Finfish, Chilled Fillets</i>           | 8                           | 133                    | 16.63                 |                                       |                        |                       |
| <i>Finfish, Chilled Whole</i>             | 338                         | 3,258                  | 9.64                  | 17                                    | 170                    | 10.00                 |
| <b>Total for Trevally</b>                 | <b>346</b>                  | <b>3,391</b>           |                       | <b>17</b>                             | <b>170</b>             |                       |
| <b>Tuatua</b>                             |                             |                        |                       |                                       |                        |                       |
| <i>Other Molluscs, Chilled</i>            | 4,336                       | 44,397                 | 10.24                 | 1,713                                 | 19,072                 | 11.13                 |
| <b>Total for Tuatua</b>                   | <b>4,336</b>                | <b>44,397</b>          |                       | <b>1,713</b>                          | <b>19,072</b>          |                       |
| <b>Tuna, Bigeye</b>                       |                             |                        |                       |                                       |                        |                       |
| <i>Finfish, Chilled Whole</i>             | 362                         | 8,954                  | 24.73                 | 37                                    | 925                    | 25.00                 |
| <b>Total for Tuna, Bigeye</b>             | <b>362</b>                  | <b>8,954</b>           |                       | <b>37</b>                             | <b>925</b>             |                       |
| <b>Tuna, Southern Bluefin</b>             |                             |                        |                       |                                       |                        |                       |
| <i>Finfish, Chilled Whole</i>             | 40                          | 909                    | 22.73                 |                                       |                        |                       |
| <b>Total for Tuna, Southern Bluefin</b>   | <b>40</b>                   | <b>909</b>             |                       |                                       |                        |                       |
| <b>Warehou, Silver</b>                    |                             |                        |                       |                                       |                        |                       |
| <i>Finfish, Frozen Headed and Guttled</i> | 992                         | 5,087                  | 5.13                  |                                       |                        |                       |
| <i>Finfish, Frozen Other form</i>         | 960                         | 5,500                  | 5.73                  |                                       |                        |                       |
| <b>Total for Warehou, Silver</b>          | <b>1,952</b>                | <b>10,587</b>          |                       |                                       |                        |                       |
| <b>Whitebait</b>                          |                             |                        |                       |                                       |                        |                       |
| <i>Finfish, Frozen Whole</i>              | 100                         | 8,000                  | 80.00                 |                                       |                        |                       |
| <b>Total for Whitebait</b>                | <b>100</b>                  | <b>8,000</b>           |                       |                                       |                        |                       |
| <b>Total for Hong Kong</b>                | <b>6,111,079</b>            | <b>117,735,388</b>     |                       | <b>571,846</b>                        | <b>6,912,960</b>       |                       |



| <i>NETT</i>                                 | <i>Jan 2012 -- Dec 2012</i> |                              |                       | <i>Month-to-Date: December - 2012</i> |                              |                       |
|---|-----------------------------|------------------------------|-----------------------|---------------------------------------|------------------------------|-----------------------|
|   | <i>Weight<br/>(kg)</i>      | <i>FOB* Value<br/>(\$NZ)</i> | <i>Unit<br/>Value</i> | <i>Weight<br/>(kg)</i>                | <i>FOB* Value<br/>(\$NZ)</i> | <i>Unit<br/>Value</i> |
| <b>Hungary</b>                              |                             |                              |                       |                                       |                              |                       |
| <b>Extracts &amp; Juices of Aq Inv</b>      |                             |                              |                       |                                       |                              |                       |
| <i>Other, Processed Extracts</i>            | 900                         | 79,204                       | 88.00                 |                                       |                              |                       |
| <b>Total for Extracts &amp; Juices of A</b> | <b>900</b>                  | <b>79,204</b>                |                       |                                       |                              |                       |
| <b>Fish meal fit for human</b>              |                             |                              |                       |                                       |                              |                       |
| <i>Finfish, Processed Other</i>             | 150                         | 7,155                        | 47.70                 |                                       |                              |                       |
| <b>Total for Fish meal fit for human</b>    | <b>150</b>                  | <b>7,155</b>                 |                       |                                       |                              |                       |
| <b>Mussels</b>                              |                             |                              |                       |                                       |                              |                       |
| <i>Mussels, Freeze-dried pwd</i>            | 360                         | 17,789                       | 49.41                 |                                       |                              |                       |
| <i>Mussels, Powder in capsule</i>           | 50                          | 6,220                        | 124.40                |                                       |                              |                       |
| <b>Total for Mussels</b>                    | <b>410</b>                  | <b>24,009</b>                |                       |                                       |                              |                       |
| <b>Other minced</b>                         |                             |                              |                       |                                       |                              |                       |
| <i>Finfish, Processed Packed</i>            | 50                          | 5,005                        | 100.10                |                                       |                              |                       |
| <b>Total for Other minced</b>               | <b>50</b>                   | <b>5,005</b>                 |                       |                                       |                              |                       |
| <b>Total for Hungary</b>                    | <b>1,510</b>                | <b>115,373</b>               |                       |                                       |                              |                       |

| <i>NETT</i>                               | <i>Jan 2012 -- Dec 2012</i> |                              |                       | <i>Month-to-Date: December - 2012</i> |                              |                       |
|---|-----------------------------|------------------------------|-----------------------|---------------------------------------|------------------------------|-----------------------|
|   | <i>Weight<br/>(kg)</i>      | <i>FOB* Value<br/>(\$NZ)</i> | <i>Unit<br/>Value</i> | <i>Weight<br/>(kg)</i>                | <i>FOB* Value<br/>(\$NZ)</i> | <i>Unit<br/>Value</i> |
| <b>India</b>                              |                             |                              |                       |                                       |                              |                       |
| <b>Mussels</b>                            |                             |                              |                       |                                       |                              |                       |
| <i>Mussels, Freeze-dried pwd</i>          | 1,022                       | 77,422                       | 75.76                 |                                       |                              |                       |
| <i>Mussels, Dried, Salted or in Brine</i> | 140                         | 13,923                       | 99.45                 |                                       |                              |                       |
| <b>Total for Mussels</b>                  | <b>1,162</b>                | <b>91,345</b>                |                       |                                       |                              |                       |
| <b>Shrimps &amp; Prawns other</b>         |                             |                              |                       |                                       |                              |                       |
| <i>Other Crustacea, Frozen</i>            | 6,320                       | 94,667                       | 14.98                 |                                       |                              |                       |
| <b>Total for Shrimps &amp; Prawns oth</b> | <b>6,320</b>                | <b>94,667</b>                |                       |                                       |                              |                       |
| <b>Total for India</b>                    | <b>7,482</b>                | <b>186,012</b>               |                       |                                       |                              |                       |

| <b>NETT</b>                                    | <b>Jan 2012 -- Dec 2012</b> |                              |                       | <b>Month-to-Date: December - 2012</b> |                              |                       |
|--|-----------------------------|------------------------------|-----------------------|---------------------------------------|------------------------------|-----------------------|
|  | <b>Weight<br/>(kg)</b>      | <b>FOB* Value<br/>(\$NZ)</b> | <b>Unit<br/>Value</b> | <b>Weight<br/>(kg)</b>                | <b>FOB* Value<br/>(\$NZ)</b> | <b>Unit<br/>Value</b> |
| <b>Indonesia</b>                               |                             |                              |                       |                                       |                              |                       |
| <b>Fish prod unfit for human</b>               |                             |                              |                       |                                       |                              |                       |
| <i>Finfish, Processed Flours,meals,pellets</i> | 1,075,546                   | 1,292,237                    | 1.20                  | 60,400                                | 107,087                      | 1.77                  |
| <b>Total for Fish prod unfit for hum</b>       | <b>1,075,546</b>            | <b>1,292,237</b>             |                       | <b>60,400</b>                         | <b>107,087</b>               |                       |
| <b>Mussels</b>                                 |                             |                              |                       |                                       |                              |                       |
| <i>Mussels, HS Frozen</i>                      | 8,840                       | 51,640                       | 5.84                  |                                       |                              |                       |
| <b>Total for Mussels</b>                       | <b>8,840</b>                | <b>51,640</b>                |                       |                                       |                              |                       |
| <b>Other salmonidea</b>                        |                             |                              |                       |                                       |                              |                       |
| <i>Finfish, Frozen Headed and Guttred</i>      | 16,537                      | 196,208                      | 11.86                 | 15,276                                | 184,692                      | 12.09                 |
| <b>Total for Other salmonidea</b>              | <b>16,537</b>               | <b>196,208</b>               |                       | <b>15,276</b>                         | <b>184,692</b>               |                       |
| <b>Salmon, Pacific</b>                         |                             |                              |                       |                                       |                              |                       |
| <i>Finfish, Chilled Whole</i>                  | 1,004                       | 13,492                       | 13.44                 |                                       |                              |                       |
| <b>Total for Salmon, Pacific</b>               | <b>1,004</b>                | <b>13,492</b>                |                       |                                       |                              |                       |
| <b>Salmon, Sockeye</b>                         |                             |                              |                       |                                       |                              |                       |
| <i>Finfish, Frozen Headed and Guttred</i>      | 299,922                     | 3,419,836                    | 11.40                 | 31,946                                | 374,644                      | 11.73                 |
| <b>Total for Salmon, Sockeye</b>               | <b>299,922</b>              | <b>3,419,836</b>             |                       | <b>31,946</b>                         | <b>374,644</b>               |                       |
| <b>Shrimps &amp; Prawns cold-water</b>         |                             |                              |                       |                                       |                              |                       |
| <i>Other Crustacea, Frozen</i>                 | 5,004                       | 90,171                       | 18.02                 |                                       |                              |                       |
| <b>Total for Shrimps &amp; Prawns col</b>      | <b>5,004</b>                | <b>90,171</b>                |                       |                                       |                              |                       |
| <b>Total for Indonesia</b>                     | <b>1,406,853</b>            | <b>5,063,584</b>             |                       | <b>107,622</b>                        | <b>666,423</b>               |                       |

| <b>NETT</b>                              | <b>Jan 2012 -- Dec 2012</b> |                              |                       | <b>Month-to-Date: December - 2012</b> |                              |                       |
|--|-----------------------------|------------------------------|-----------------------|---------------------------------------|------------------------------|-----------------------|
|  | <b>Weight<br/>(kg)</b>      | <b>FOB* Value<br/>(\$NZ)</b> | <b>Unit<br/>Value</b> | <b>Weight<br/>(kg)</b>                | <b>FOB* Value<br/>(\$NZ)</b> | <b>Unit<br/>Value</b> |
| <b>Iran, Islamic Republic Of</b>         |                             |                              |                       |                                       |                              |                       |
| <b>Cod</b>                               |                             |                              |                       |                                       |                              |                       |
| <i>Finfish, Frozen Other form</i>        | 15,552                      | 45,531                       | 2.93                  |                                       |                              |                       |
| <b>Total for Cod</b>                     | <b>15,552</b>               | <b>45,531</b>                |                       |                                       |                              |                       |
| <b>Cod, Red</b>                          |                             |                              |                       |                                       |                              |                       |
| <i>Finfish, Frozen Headed and Gutted</i> | 120,816                     | 313,411                      | 2.59                  |                                       |                              |                       |
| <b>Total for Cod, Red</b>                | <b>120,816</b>              | <b>313,411</b>               |                       |                                       |                              |                       |
| <b>Hake</b>                              |                             |                              |                       |                                       |                              |                       |
| <i>Finfish, Frozen Headed and Gutted</i> | 31,104                      | 112,393                      | 3.61                  |                                       |                              |                       |
| <i>Finfish, Frozen Other form</i>        | 206,736                     | 780,535                      | 3.78                  |                                       |                              |                       |
| <b>Total for Hake</b>                    | <b>237,840</b>              | <b>892,928</b>               |                       |                                       |                              |                       |
| <b>Hoki</b>                              |                             |                              |                       |                                       |                              |                       |
| <i>Finfish, Frozen Fillets</i>           | 107,100                     | 546,209                      | 5.10                  |                                       |                              |                       |
| <i>Finfish, Frozen Headed and Gutted</i> | 2,502,250                   | 7,253,898                    | 2.90                  | 21,000                                | 48,961                       | 2.33                  |
| <i>Finfish, Frozen Other form</i>        | 625,193                     | 1,546,312                    | 2.47                  |                                       |                              |                       |
| <b>Total for Hoki</b>                    | <b>3,234,543</b>            | <b>9,346,419</b>             |                       | <b>21,000</b>                         | <b>48,961</b>                |                       |
| <b>Mackerel, Blue</b>                    |                             |                              |                       |                                       |                              |                       |
| <i>Finfish, Frozen Whole</i>             | 4,288,455                   | 6,334,249                    | 1.48                  | 1,323,000                             | 1,727,288                    | 1.31                  |
| <b>Total for Mackerel, Blue</b>          | <b>4,288,455</b>            | <b>6,334,249</b>             |                       | <b>1,323,000</b>                      | <b>1,727,288</b>             |                       |
| <b>Oreo Dory, Other</b>                  |                             |                              |                       |                                       |                              |                       |
| <i>Finfish, Frozen Headed and Gutted</i> | 348,040                     | 855,271                      | 2.46                  |                                       |                              |                       |
| <b>Total for Oreo Dory, Other</b>        | <b>348,040</b>              | <b>855,271</b>               |                       |                                       |                              |                       |
| <b>Salmon, Pacific</b>                   |                             |                              |                       |                                       |                              |                       |
| <i>Finfish, Frozen Headed and Gutted</i> | 36,500                      | 263,836                      | 7.23                  |                                       |                              |                       |
| <b>Total for Salmon, Pacific</b>         | <b>36,500</b>               | <b>263,836</b>               |                       |                                       |                              |                       |
| <b>Tuna, Skipjack</b>                    |                             |                              |                       |                                       |                              |                       |
| <i>Finfish, Frozen Whole</i>             | 1,866,645                   | 4,907,846                    | 2.63                  |                                       |                              |                       |
| <b>Total for Tuna, Skipjack</b>          | <b>1,866,645</b>            | <b>4,907,846</b>             |                       |                                       |                              |                       |
| <b>Warehou, Blue</b>                     |                             |                              |                       |                                       |                              |                       |
| <i>Finfish, Frozen Whole</i>             | 70,400                      | 242,306                      | 3.44                  |                                       |                              |                       |
| <b>Total for Warehou, Blue</b>           | <b>70,400</b>               | <b>242,306</b>               |                       |                                       |                              |                       |
| <b>Warehou, Silver</b>                   |                             |                              |                       |                                       |                              |                       |
| <i>Finfish, Frozen Headed and Gutted</i> | 16,848                      | 80,097                       | 4.75                  |                                       |                              |                       |
| <b>Total for Warehou, Silver</b>         | <b>16,848</b>               | <b>80,097</b>                |                       |                                       |                              |                       |
| <b>Total for Iran, Islamic Republic</b>  | <b>10,235,639</b>           | <b>23,281,894</b>            |                       | <b>1,344,000</b>                      | <b>1,776,249</b>             |                       |

| <i>NETT</i>                                  | <i>Jan 2012 -- Dec 2012</i> |                              |                       | <i>Month-to-Date: December - 2012</i> |                              |                       |
|--|-----------------------------|------------------------------|-----------------------|---------------------------------------|------------------------------|-----------------------|
|  | <i>Weight<br/>(kg)</i>      | <i>FOB* Value<br/>(\$NZ)</i> | <i>Unit<br/>Value</i> | <i>Weight<br/>(kg)</i>                | <i>FOB* Value<br/>(\$NZ)</i> | <i>Unit<br/>Value</i> |
| <b>Ireland</b>                               |                             |                              |                       |                                       |                              |                       |
| <b>Fish meal fit for human</b>               |                             |                              |                       |                                       |                              |                       |
| <i>Finfish, Processed Other</i>              | 200                         | 6,281                        | 31.41                 |                                       |                              |                       |
| <b>Total for Fish meal fit for human</b>     | <b>200</b>                  | <b>6,281</b>                 |                       |                                       |                              |                       |
| <b>Other Molluscs</b>                        |                             |                              |                       |                                       |                              |                       |
| <i>Other Molluscs, Smoked, Dried, Salted</i> | 2,396                       | 224,316                      | 93.62                 |                                       |                              |                       |
| <b>Total for Other Molluscs</b>              | <b>2,396</b>                | <b>224,316</b>               |                       |                                       |                              |                       |
| <b>Total for Ireland</b>                     | <b>2,596</b>                | <b>230,597</b>               |                       |                                       |                              |                       |

| <i>NETT</i>               | <i>Jan 2012 -- Dec 2012</i> |                              |                       | <i>Month-to-Date: December - 2012</i> |                              |                       |
|---------------------------|-----------------------------|------------------------------|-----------------------|---------------------------------------|------------------------------|-----------------------|
|                           | <i>Weight<br/>(kg)</i>      | <i>FOB* Value<br/>(\$NZ)</i> | <i>Unit<br/>Value</i> | <i>Weight<br/>(kg)</i>                | <i>FOB* Value<br/>(\$NZ)</i> | <i>Unit<br/>Value</i> |
| <b>Israel</b>             |                             |                              |                       |                                       |                              |                       |
| <b>Mussels</b>            |                             |                              |                       |                                       |                              |                       |
| <i>Mussels, HS Frozen</i> | 73,980                      | 415,191                      | 5.61                  |                                       |                              |                       |
| <b>Total for Mussels</b>  | 73,980                      | 415,191                      |                       |                                       |                              |                       |
| <b>Total for Israel</b>   | 73,980                      | 415,191                      |                       |                                       |                              |                       |

| <b>NETT</b>                                    | <b>Jan 2012 -- Dec 2012</b> |                              |                       | <b>Month-to-Date: December - 2012</b> |                              |                       |
|--|-----------------------------|------------------------------|-----------------------|---------------------------------------|------------------------------|-----------------------|
|  | <b>Weight<br/>(kg)</b>      | <b>FOB* Value<br/>(\$NZ)</b> | <b>Unit<br/>Value</b> | <b>Weight<br/>(kg)</b>                | <b>FOB* Value<br/>(\$NZ)</b> | <b>Unit<br/>Value</b> |
| <b>Italy</b>                                   |                             |                              |                       |                                       |                              |                       |
| <b>Fish Flours,meals,pellets</b>               |                             |                              |                       |                                       |                              |                       |
| <i>Finfish, Processed Flours,meals,pellets</i> | 2,000                       | 73,302                       | 36.65                 |                                       |                              |                       |
| <b>Total for Fish Flours,meals,pelle</b>       | <b>2,000</b>                | <b>73,302</b>                |                       |                                       |                              |                       |
| <b>Fish meal fit for human</b>                 |                             |                              |                       |                                       |                              |                       |
| <i>Finfish, Processed Other</i>                | 1,025                       | 31,617                       | 30.85                 |                                       |                              |                       |
| <b>Total for Fish meal fit for human</b>       | <b>1,025</b>                | <b>31,617</b>                |                       |                                       |                              |                       |
| <b>Groper</b>                                  |                             |                              |                       |                                       |                              |                       |
| <i>Finfish, Chilled Whole</i>                  | 305                         | 3,657                        | 11.99                 |                                       |                              |                       |
| <b>Total for Groper</b>                        | <b>305</b>                  | <b>3,657</b>                 |                       |                                       |                              |                       |
| <b>Gurnard</b>                                 |                             |                              |                       |                                       |                              |                       |
| <i>Finfish, Chilled Whole</i>                  | 6,309                       | 61,848                       | 9.80                  |                                       |                              |                       |
| <b>Total for Gurnard</b>                       | <b>6,309</b>                | <b>61,848</b>                |                       |                                       |                              |                       |
| <b>Hake</b>                                    |                             |                              |                       |                                       |                              |                       |
| <i>Finfish, Frozen Other form</i>              | 94,291                      | 419,099                      | 4.44                  |                                       |                              |                       |
| <i>Finfish, Frozen Whole</i>                   | 15,552                      | 53,094                       | 3.41                  |                                       |                              |                       |
| <b>Total for Hake</b>                          | <b>109,843</b>              | <b>472,193</b>               |                       |                                       |                              |                       |
| <b>Hoki</b>                                    |                             |                              |                       |                                       |                              |                       |
| <i>Finfish, Frozen Fillet Blocks</i>           | 38,252                      | 222,620                      | 5.82                  |                                       |                              |                       |
| <i>Finfish, Frozen Fillets</i>                 | 14,280                      | 73,982                       | 5.18                  |                                       |                              |                       |
| <b>Total for Hoki</b>                          | <b>52,532</b>               | <b>296,602</b>               |                       |                                       |                              |                       |
| <b>John Dory</b>                               |                             |                              |                       |                                       |                              |                       |
| <i>Finfish, Chilled Whole</i>                  | 3,584                       | 45,519                       | 12.70                 | 122                                   | 1,528                        | 12.52                 |
| <b>Total for John Dory</b>                     | <b>3,584</b>                | <b>45,519</b>                |                       | <b>122</b>                            | <b>1,528</b>                 |                       |
| <b>Kingfish, Yellowtail</b>                    |                             |                              |                       |                                       |                              |                       |
| <i>Finfish, Chilled Whole</i>                  | 879                         | 9,748                        | 11.09                 | 10                                    | 110                          | 11.00                 |
| <b>Total for Kingfish, Yellowtail</b>          | <b>879</b>                  | <b>9,748</b>                 |                       | <b>10</b>                             | <b>110</b>                   |                       |
| <b>Mackerel, Blue</b>                          |                             |                              |                       |                                       |                              |                       |
| <i>Finfish, Frozen Whole</i>                   | 4,000                       | 6,403                        | 1.60                  |                                       |                              |                       |
| <b>Total for Mackerel, Blue</b>                | <b>4,000</b>                | <b>6,403</b>                 |                       |                                       |                              |                       |
| <b>Monkfish (Stargazer)</b>                    |                             |                              |                       |                                       |                              |                       |
| <i>Finfish, Frozen Other form</i>              | 4,000                       | 23,095                       | 5.77                  |                                       |                              |                       |
| <b>Total for Monkfish (Stargazer)</b>          | <b>4,000</b>                | <b>23,095</b>                |                       |                                       |                              |                       |
| <b>Mussels</b>                                 |                             |                              |                       |                                       |                              |                       |
| <i>Mussels, Freeze-dried pwd</i>               | 3,350                       | 123,706                      | 36.93                 |                                       |                              |                       |
| <i>Mussels, HS Frozen</i>                      | 321,410                     | 1,647,337                    | 5.13                  | 51,160                                | 247,503                      | 4.84                  |
| <b>Total for Mussels</b>                       | <b>324,760</b>              | <b>1,771,043</b>             |                       | <b>51,160</b>                         | <b>247,503</b>               |                       |
| <b>Oreo Dory, Smooth</b>                       |                             |                              |                       |                                       |                              |                       |

| <b>NETT</b>                                    | <b>Jan 2012 -- Dec 2012</b> |                        |                       | <b>Month-to-Date: December - 2012</b> |                        |                       |
|--|-----------------------------|------------------------|-----------------------|---------------------------------------|------------------------|-----------------------|
|  | <b>Weight<br/>(kg)</b>      | <b>FOB*<br/>(\$NZ)</b> | <b>Value<br/>Unit</b> | <b>Weight<br/>(kg)</b>                | <b>FOB*<br/>(\$NZ)</b> | <b>Value<br/>Unit</b> |
| <b>Italy</b>                                   |                             |                        |                       |                                       |                        |                       |
| <i>Finfish, Frozen Fillets</i>                 | 18,905                      | 127,878                | 6.76                  | 2,000                                 | 13,954                 | 6.98                  |
| <b>Total for Oreo Dory, Smooth</b>             | <b>18,905</b>               | <b>127,878</b>         |                       | <b>2,000</b>                          | <b>13,954</b>          |                       |
| <b>Other chilled finfish</b>                   |                             |                        |                       |                                       |                        |                       |
| <i>Finfish, Chilled Other form</i>             | 662                         | 8,654                  | 13.07                 |                                       |                        |                       |
| <i>Finfish, Chilled Whole</i>                  | 55                          | 712                    | 12.95                 | 55                                    | 712                    | 12.95                 |
| <b>Total for Other chilled finfish</b>         | <b>717</b>                  | <b>9,366</b>           |                       | <b>55</b>                             | <b>712</b>             |                       |
| <b>Other Molluscs</b>                          |                             |                        |                       |                                       |                        |                       |
| <i>Other Molluscs, Smoked, Dried, Salted</i>   | 25                          | 1,969                  | 78.76                 |                                       |                        |                       |
| <b>Total for Other Molluscs</b>                | <b>25</b>                   | <b>1,969</b>           |                       |                                       |                        |                       |
| <b>Other Offal</b>                             |                             |                        |                       |                                       |                        |                       |
| <i>Finfish, Processed Smoked, Dried, Salte</i> | 1,068                       | 28,526                 | 26.71                 |                                       |                        |                       |
| <b>Total for Other Offal</b>                   | <b>1,068</b>                | <b>28,526</b>          |                       |                                       |                        |                       |
| <b>Rays &amp; Skates</b>                       |                             |                        |                       |                                       |                        |                       |
| <i>Finfish, Frozen Other form</i>              | 12,500                      | 54,336                 | 4.35                  |                                       |                        |                       |
| <b>Total for Rays &amp; Skates</b>             | <b>12,500</b>               | <b>54,336</b>          |                       |                                       |                        |                       |
| <b>Snapper</b>                                 |                             |                        |                       |                                       |                        |                       |
| <i>Finfish, Chilled Whole</i>                  | 16,078                      | 186,023                | 11.57                 | 20                                    | 235                    | 11.75                 |
| <i>Finfish, Frozen Whole</i>                   | 129,236                     | 1,135,953              | 8.79                  | 39,416                                | 335,643                | 8.52                  |
| <b>Total for Snapper</b>                       | <b>145,314</b>              | <b>1,321,976</b>       |                       | <b>39,436</b>                         | <b>335,878</b>         |                       |
| <b>Spiny Dogfish</b>                           |                             |                        |                       |                                       |                        |                       |
| <i>Finfish, Frozen Other form</i>              | 16,910                      | 83,308                 | 4.93                  |                                       |                        |                       |
| <b>Total for Spiny Dogfish</b>                 | <b>16,910</b>               | <b>83,308</b>          |                       |                                       |                        |                       |
| <b>Squid</b>                                   |                             |                        |                       |                                       |                        |                       |
| <i>Squid, Frozen HG</i>                        | 177,435                     | 852,249                | 4.80                  | 11,925                                | 52,792                 | 4.43                  |
| <i>Squid, Frozen Tubes/Steaks</i>              | 210                         | 1,619                  | 7.71                  |                                       |                        |                       |
| <i>Squid, Frozen Whole</i>                     | 44,352                      | 123,581                | 2.79                  |                                       |                        |                       |
| <b>Total for Squid</b>                         | <b>221,997</b>              | <b>977,449</b>         |                       | <b>11,925</b>                         | <b>52,792</b>          |                       |
| <b>Trevally</b>                                |                             |                        |                       |                                       |                        |                       |
| <i>Finfish, Chilled Whole</i>                  | 22                          | 218                    | 9.91                  |                                       |                        |                       |
| <i>Finfish, Frozen Whole</i>                   | 22,590                      | 53,268                 | 2.36                  | 13,510                                | 32,329                 | 2.39                  |
| <b>Total for Trevally</b>                      | <b>22,612</b>               | <b>53,486</b>          |                       | <b>13,510</b>                         | <b>32,329</b>          |                       |
| <b>Warehou, Blue</b>                           |                             |                        |                       |                                       |                        |                       |
| <i>Finfish, Frozen Headed and Guttled</i>      | 15,000                      | 47,999                 | 3.20                  |                                       |                        |                       |
| <b>Total for Warehou, Blue</b>                 | <b>15,000</b>               | <b>47,999</b>          |                       |                                       |                        |                       |
| <b>Total for Italy</b>                         | <b>964,285</b>              | <b>5,501,320</b>       |                       | <b>118,218</b>                        | <b>684,806</b>         |                       |



| <i>NETT</i>               | <i>Jan 2012 -- Dec 2012</i> |                              |                       | <i>Month-to-Date: December - 2012</i> |                              |                       |
|---------------------------|-----------------------------|------------------------------|-----------------------|---------------------------------------|------------------------------|-----------------------|
|                           | <i>Weight<br/>(kg)</i>      | <i>FOB* Value<br/>(\$NZ)</i> | <i>Unit<br/>Value</i> | <i>Weight<br/>(kg)</i>                | <i>FOB* Value<br/>(\$NZ)</i> | <i>Unit<br/>Value</i> |
| <b>Jamaica</b>            |                             |                              |                       |                                       |                              |                       |
| <b>Mussels</b>            |                             |                              |                       |                                       |                              |                       |
| <i>Mussels, HS Frozen</i> | 37,025                      | 184,403                      | 4.98                  |                                       |                              |                       |
| <b>Total for Mussels</b>  | 37,025                      | 184,403                      |                       |                                       |                              |                       |
| <b>Total for Jamaica</b>  | 37,025                      | 184,403                      |                       |                                       |                              |                       |

| <b>NETT</b>                                    | <b>Jan 2012 -- Dec 2012</b> |                              |                       | <b>Month-to-Date: December - 2012</b> |                              |                       |
|--|-----------------------------|------------------------------|-----------------------|---------------------------------------|------------------------------|-----------------------|
|  | <b>Weight<br/>(kg)</b>      | <b>FOB* Value<br/>(\$NZ)</b> | <b>Unit<br/>Value</b> | <b>Weight<br/>(kg)</b>                | <b>FOB* Value<br/>(\$NZ)</b> | <b>Unit<br/>Value</b> |
| <b>Japan</b>                                   |                             |                              |                       |                                       |                              |                       |
| <b>Alfonsino</b>                               |                             |                              |                       |                                       |                              |                       |
| <i>Finfish, Frozen Headed and Guttred</i>      | 203,240                     | 2,557,690                    | 12.58                 |                                       |                              |                       |
| <i>Finfish, Frozen Other form</i>              | 537,372                     | 5,469,099                    | 10.18                 | 82,430                                | 910,186                      | 11.04                 |
| <i>Finfish, Frozen Whole</i>                   | 46,922                      | 414,417                      | 8.83                  |                                       |                              |                       |
| <b>Total for Alfonsino</b>                     | <b>787,534</b>              | <b>8,441,206</b>             |                       | <b>82,430</b>                         | <b>910,186</b>               |                       |
| <b>Anchovies</b>                               |                             |                              |                       |                                       |                              |                       |
| <i>Finfish, Chilled Whole</i>                  | 3,546                       | 45,372                       | 12.80                 |                                       |                              |                       |
| <b>Total for Anchovies</b>                     | <b>3,546</b>                | <b>45,372</b>                |                       |                                       |                              |                       |
| <b>Barracouta</b>                              |                             |                              |                       |                                       |                              |                       |
| <i>Finfish, Frozen Fillets</i>                 | 552,420                     | 1,591,876                    | 2.88                  | 56,890                                | 142,024                      | 2.50                  |
| <i>Finfish, Frozen Headed and Guttred</i>      | 29,030                      | 89,654                       | 3.09                  |                                       |                              |                       |
| <b>Total for Barracouta</b>                    | <b>581,450</b>              | <b>1,681,530</b>             |                       | <b>56,890</b>                         | <b>142,024</b>               |                       |
| <b>Cardinal Fish</b>                           |                             |                              |                       |                                       |                              |                       |
| <i>Finfish, Frozen Fillets</i>                 | 99,440                      | 651,709                      | 6.55                  |                                       |                              |                       |
| <i>Finfish, Frozen Headed and Guttred</i>      | 5,730                       | 30,008                       | 5.24                  | 2,040                                 | 15,394                       | 7.55                  |
| <i>Finfish, Frozen Other form</i>              | 65                          | 236                          | 3.63                  |                                       |                              |                       |
| <b>Total for Cardinal Fish</b>                 | <b>105,235</b>              | <b>681,953</b>               |                       | <b>2,040</b>                          | <b>15,394</b>                |                       |
| <b>Crustaceans</b>                             |                             |                              |                       |                                       |                              |                       |
| <i>Other Crustacea, Processed</i>              | 138,025                     | 1,316,521                    | 9.54                  | 10,358                                | 150,054                      | 14.49                 |
| <b>Total for Crustaceans</b>                   | <b>138,025</b>              | <b>1,316,521</b>             |                       | <b>10,358</b>                         | <b>150,054</b>               |                       |
| <b>Crustn, Molluscs extract</b>                |                             |                              |                       |                                       |                              |                       |
| <i>Other Crustacea, Processed Extracts</i>     | 149                         | 39,743                       | 266.73                |                                       |                              |                       |
| <b>Total for Crustn, Molluscs extra</b>        | <b>149</b>                  | <b>39,743</b>                |                       |                                       |                              |                       |
| <b>Eels</b>                                    |                             |                              |                       |                                       |                              |                       |
| <i>Finfish, Frozen Whole</i>                   | 48                          | 1,113                        | 23.19                 |                                       |                              |                       |
| <i>Finfish, Processed Smoked</i>               | 150                         | 3,745                        | 24.97                 |                                       |                              |                       |
| <b>Total for Eels</b>                          | <b>198</b>                  | <b>4,858</b>                 |                       |                                       |                              |                       |
| <b>Fish meal fit for human</b>                 |                             |                              |                       |                                       |                              |                       |
| <i>Finfish, Processed Other</i>                | 5,000                       | 249,670                      | 49.93                 | 1,200                                 | 49,560                       | 41.30                 |
| <b>Total for Fish meal fit for human</b>       | <b>5,000</b>                | <b>249,670</b>               |                       | <b>1,200</b>                          | <b>49,560</b>                |                       |
| <b>Fish prod unfit for human</b>               |                             |                              |                       |                                       |                              |                       |
| <i>Finfish, Processed Flours,meals,pellets</i> | 3,579,180                   | 8,757,866                    | 2.45                  | 318,930                               | 807,201                      | 2.53                  |
| <b>Total for Fish prod unfit for hum</b>       | <b>3,579,180</b>            | <b>8,757,866</b>             |                       | <b>318,930</b>                        | <b>807,201</b>               |                       |
| <b>Gemfish</b>                                 |                             |                              |                       |                                       |                              |                       |
| <i>Finfish, Frozen Fillets</i>                 | 75,954                      | 627,709                      | 8.26                  | 830                                   | 6,876                        | 8.28                  |
| <i>Finfish, Frozen Headed and Guttred</i>      | 765                         | 3,687                        | 4.82                  |                                       |                              |                       |
| <i>Finfish, Frozen Other form</i>              | 79,358                      | 413,629                      | 5.21                  | 1,248                                 | 3,432                        | 2.75                  |
| <b>Total for Gemfish</b>                       | <b>156,077</b>              | <b>1,045,025</b>             |                       | <b>2,078</b>                          | <b>10,308</b>                |                       |

| <b>NETT</b>                               | <b>Jan 2012 -- Dec 2012</b> |                              |                       | <b>Month-to-Date: December - 2012</b> |                              |                       |
|---|-----------------------------|------------------------------|-----------------------|---------------------------------------|------------------------------|-----------------------|
|   | <b>Weight<br/>(kg)</b>      | <b>FOB* Value<br/>(\$NZ)</b> | <b>Unit<br/>Value</b> | <b>Weight<br/>(kg)</b>                | <b>FOB* Value<br/>(\$NZ)</b> | <b>Unit<br/>Value</b> |
| <b>Japan</b>                              |                             |                              |                       |                                       |                              |                       |
| <b>Ghostshark</b>                         |                             |                              |                       |                                       |                              |                       |
| <i>Finfish, Frozen Fillets</i>            | 9,912                       | 33,637                       | 3.39                  |                                       |                              |                       |
| <i>Finfish, Frozen Headed and Guttled</i> | 32,981                      | 128,026                      | 3.88                  |                                       |                              |                       |
| <i>Finfish, Frozen Other form</i>         | 108,031                     | 357,840                      | 3.31                  | 21,009                                | 60,321                       | 2.87                  |
| <i>Finfish, Frozen Whole</i>              | 5,376                       | 17,841                       | 3.32                  |                                       |                              |                       |
| <b>Total for Ghostshark</b>               | <b>156,300</b>              | <b>537,344</b>               |                       | <b>21,009</b>                         | <b>60,321</b>                |                       |
| <b>Groper</b>                             |                             |                              |                       |                                       |                              |                       |
| <i>Finfish, Chilled Whole</i>             | 208                         | 2,680                        | 12.88                 |                                       |                              |                       |
| <b>Total for Groper</b>                   | <b>208</b>                  | <b>2,680</b>                 |                       |                                       |                              |                       |
| <b>Gurnard</b>                            |                             |                              |                       |                                       |                              |                       |
| <i>Finfish, Chilled Whole</i>             | 5                           | 74                           | 14.80                 |                                       |                              |                       |
| <i>Finfish, Frozen Fillets</i>            | 2,886                       | 26,592                       | 9.21                  |                                       |                              |                       |
| <b>Total for Gurnard</b>                  | <b>2,891</b>                | <b>26,666</b>                |                       |                                       |                              |                       |
| <b>Hake</b>                               |                             |                              |                       |                                       |                              |                       |
| <i>Finfish, Frozen Headed and Guttled</i> | 584,256                     | 2,854,260                    | 4.89                  |                                       |                              |                       |
| <i>Finfish, Frozen Other form</i>         | 88,469                      | 334,640                      | 3.78                  |                                       |                              |                       |
| <i>Finfish, Frozen Whole</i>              | 13                          | 13                           | 1.00                  |                                       |                              |                       |
| <b>Total for Hake</b>                     | <b>672,738</b>              | <b>3,188,913</b>             |                       |                                       |                              |                       |
| <b>Hoki</b>                               |                             |                              |                       |                                       |                              |                       |
| <i>Finfish, Chilled Fillets</i>           | 4,200                       | 15,191                       | 3.62                  |                                       |                              |                       |
| <i>Finfish, Frozen Fillet Blocks</i>      | 75,960                      | 154,632                      | 2.04                  |                                       |                              |                       |
| <i>Finfish, Frozen Fillets</i>            | 2,539,655                   | 11,871,564                   | 4.67                  | 266,465                               | 1,111,292                    | 4.17                  |
| <i>Finfish, Frozen Headed and Guttled</i> | 17,139                      | 58,674                       | 3.42                  |                                       |                              |                       |
| <i>Finfish, Frozen Other form</i>         | 18,494                      | 27,650                       | 1.50                  |                                       |                              |                       |
| <b>Total for Hoki</b>                     | <b>2,655,448</b>            | <b>12,127,711</b>            |                       | <b>266,465</b>                        | <b>1,111,292</b>             |                       |
| <b>John Dory</b>                          |                             |                              |                       |                                       |                              |                       |
| <i>Finfish, Chilled Whole</i>             | 21                          | 371                          | 17.67                 |                                       |                              |                       |
| <b>Total for John Dory</b>                | <b>21</b>                   | <b>371</b>                   |                       |                                       |                              |                       |
| <b>Leatherjacket</b>                      |                             |                              |                       |                                       |                              |                       |
| <i>Finfish, Frozen Headed and Guttled</i> | 11,710                      | 67,471                       | 5.76                  |                                       |                              |                       |
| <i>Finfish, Frozen Other form</i>         | 70                          | 417                          | 5.96                  |                                       |                              |                       |
| <i>Finfish, Frozen Whole</i>              | 2,970                       | 10,484                       | 3.53                  |                                       |                              |                       |
| <b>Total for Leatherjacket</b>            | <b>14,750</b>               | <b>78,372</b>                |                       |                                       |                              |                       |
| <b>Ling</b>                               |                             |                              |                       |                                       |                              |                       |
| <i>Finfish, Chilled Fillets</i>           | 1,050                       | 18,622                       | 17.74                 |                                       |                              |                       |
| <i>Finfish, Frozen Fillets</i>            | 225,012                     | 1,739,410                    | 7.73                  | 47,675                                | 290,097                      | 6.08                  |
| <i>Finfish, Frozen Headed and Guttled</i> | 128,919                     | 683,249                      | 5.30                  | 34,784                                | 175,585                      | 5.05                  |
| <b>Total for Ling</b>                     | <b>354,981</b>              | <b>2,441,281</b>             |                       | <b>82,459</b>                         | <b>465,682</b>               |                       |
| <b>Livers and Roe</b>                     |                             |                              |                       |                                       |                              |                       |
| <i>Finfish, Chilled Whole</i>             | 2,370                       | 32,355                       | 13.65                 |                                       |                              |                       |

| <b>NETT</b>                               | <b>Jan 2012 -- Dec 2012</b> |                        |                                 | <b>Month-to-Date: December - 2012</b> |                        |                                 |
|---|-----------------------------|------------------------|---------------------------------|---------------------------------------|------------------------|---------------------------------|
|   | <b>Weight<br/>(kg)</b>      | <b>FOB*<br/>(\$NZ)</b> | <b>Value<br/>Unit<br/>Value</b> | <b>Weight<br/>(kg)</b>                | <b>FOB*<br/>(\$NZ)</b> | <b>Value<br/>Unit<br/>Value</b> |
| <b>Japan</b>                              |                             |                        |                                 |                                       |                        |                                 |
| <i>Finfish, Frozen Whole</i>              | 253,021                     | 1,339,248              | 5.29                            | 5,660                                 | 27,477                 | 4.85                            |
| <b>Total for Livers and Roe</b>           | <b>255,391</b>              | <b>1,371,603</b>       |                                 | <b>5,660</b>                          | <b>27,477</b>          |                                 |
| <b>Mackerel, Jack</b>                     |                             |                        |                                 |                                       |                        |                                 |
| <i>Finfish, Frozen Headed and Guttled</i> | 861,716                     | 2,270,273              | 2.63                            |                                       |                        |                                 |
| <i>Finfish, Frozen Other form</i>         | 548,204                     | 1,864,144              | 3.40                            |                                       |                        |                                 |
| <b>Total for Mackerel, Jack</b>           | <b>1,409,920</b>            | <b>4,134,417</b>       |                                 |                                       |                        |                                 |
| <b>Monkfish (Stargazer)</b>               |                             |                        |                                 |                                       |                        |                                 |
| <i>Finfish, Frozen Fillets</i>            | 11,722                      | 40,529                 | 3.46                            |                                       |                        |                                 |
| <i>Finfish, Frozen Headed and Guttled</i> | 68,760                      | 301,096                | 4.38                            | 15,600                                | 70,178                 | 4.50                            |
| <b>Total for Monkfish (Stargazer)</b>     | <b>80,482</b>               | <b>341,625</b>         |                                 | <b>15,600</b>                         | <b>70,178</b>          |                                 |
| <b>Mussels</b>                            |                             |                        |                                 |                                       |                        |                                 |
| <i>Mussels, Freeze-dried pwd</i>          | 2,682                       | 231,368                | 86.27                           | 100                                   | 6,613                  | 66.13                           |
| <i>Mussels, HS Frozen</i>                 | 815,692                     | 5,946,083              | 7.29                            | 30,122                                | 167,523                | 5.56                            |
| <i>Mussels, Live</i>                      | 20                          | 190                    | 9.50                            |                                       |                        |                                 |
| <i>Mussels, Meat Frozen</i>               | 108,982                     | 950,033                | 8.72                            | 9,020                                 | 57,334                 | 6.36                            |
| <i>Mussels, Powder in capsule</i>         | 380                         | 55,333                 | 145.61                          |                                       |                        |                                 |
| <i>Mussels, Whole Frozen</i>              | 14,735                      | 90,654                 | 6.15                            |                                       |                        |                                 |
| <b>Total for Mussels</b>                  | <b>942,491</b>              | <b>7,273,661</b>       |                                 | <b>39,242</b>                         | <b>231,470</b>         |                                 |
| <b>Oreo Dory, Black</b>                   |                             |                        |                                 |                                       |                        |                                 |
| <i>Finfish, Frozen Headed and Guttled</i> | 22                          | 1                      | 0.05                            |                                       |                        |                                 |
| <i>Finfish, Frozen Other form</i>         | 22                          | 1                      | 0.05                            |                                       |                        |                                 |
| <b>Total for Oreo Dory, Black</b>         | <b>44</b>                   | <b>2</b>               |                                 |                                       |                        |                                 |
| <b>Oreo Dory, Other</b>                   |                             |                        |                                 |                                       |                        |                                 |
| <i>Finfish, Frozen Headed and Guttled</i> | 1,748                       | 3,583                  | 2.05                            |                                       |                        |                                 |
| <i>Finfish, Frozen Whole</i>              | 25                          | 61                     | 2.44                            | 25                                    | 61                     | 2.44                            |
| <b>Total for Oreo Dory, Other</b>         | <b>1,773</b>                | <b>3,644</b>           |                                 | <b>25</b>                             | <b>61</b>              |                                 |
| <b>Other chilled finfish</b>              |                             |                        |                                 |                                       |                        |                                 |
| <i>Finfish, Chilled Other form</i>        | 2,334                       | 16,138                 | 6.91                            |                                       |                        |                                 |
| <i>Finfish, Chilled Whole</i>             | 767                         | 5,473                  | 7.14                            |                                       |                        |                                 |
| <b>Total for Other chilled finfish</b>    | <b>3,101</b>                | <b>21,611</b>          |                                 |                                       |                        |                                 |
| <b>Other Crustacea</b>                    |                             |                        |                                 |                                       |                        |                                 |
| <i>Other Crustacea, Frozen</i>            | 9,672                       | 354,093                | 36.61                           | 9,672                                 | 354,093                | 36.61                           |
| <b>Total for Other Crustacea</b>          | <b>9,672</b>                | <b>354,093</b>         |                                 | <b>9,672</b>                          | <b>354,093</b>         |                                 |
| <b>Other Dogfish/Shark</b>                |                             |                        |                                 |                                       |                        |                                 |
| <i>Finfish, Frozen Headed and Guttled</i> | 1,950                       | 8,068                  | 4.14                            |                                       |                        |                                 |
| <i>Finfish, Frozen Other form</i>         | 400                         | 767                    | 1.92                            |                                       |                        |                                 |
| <b>Total for Other Dogfish/Shark</b>      | <b>2,350</b>                | <b>8,835</b>           |                                 |                                       |                        |                                 |
| <b>Other Flatfish</b>                     |                             |                        |                                 |                                       |                        |                                 |
| <i>Finfish, Frozen Whole</i>              | 10                          | 46                     | 4.60                            |                                       |                        |                                 |

| <b>NETT</b>                              | <b>Jan 2012 -- Dec 2012</b> |                              |                       | <b>Month-to-Date: December - 2012</b> |                              |                       |
|--|-----------------------------|------------------------------|-----------------------|---------------------------------------|------------------------------|-----------------------|
|  | <b>Weight<br/>(kg)</b>      | <b>FOB* Value<br/>(\$NZ)</b> | <b>Unit<br/>Value</b> | <b>Weight<br/>(kg)</b>                | <b>FOB* Value<br/>(\$NZ)</b> | <b>Unit<br/>Value</b> |
| <b>Japan</b>                             |                             |                              |                       |                                       |                              |                       |
| Total for Other Flatfish                 | 10                          | 46                           |                       |                                       |                              |                       |
| <b>Other frozen fillets</b>              |                             |                              |                       |                                       |                              |                       |
| Finfish, Frozen Fillets                  | 1,057                       | 7,878                        | 7.45                  |                                       |                              |                       |
| Total for Other frozen fillets           | 1,057                       | 7,878                        |                       |                                       |                              |                       |
| <b>Other frozen finfish</b>              |                             |                              |                       |                                       |                              |                       |
| Finfish, Frozen Headed and Guttled       | 81,894                      | 229,183                      | 2.80                  |                                       |                              |                       |
| Finfish, Frozen Other form               | 504,088                     | 2,579,950                    | 5.12                  | 49,080                                | 134,634                      | 2.74                  |
| Finfish, Frozen Whole                    | 581,063                     | 1,140,693                    | 1.96                  |                                       |                              |                       |
| Total for Other frozen finfish           | 1,167,045                   | 3,949,826                    |                       | 49,080                                | 134,634                      |                       |
| <b>Other Molluscs</b>                    |                             |                              |                       |                                       |                              |                       |
| Other Molluscs, Live                     | 1,320                       | 11,325                       | 8.58                  |                                       |                              |                       |
| Other Molluscs, Smoked, Dried, Salted    | 320                         | 4,459                        | 13.93                 |                                       |                              |                       |
| Total for Other Molluscs                 | 1,640                       | 15,784                       |                       |                                       |                              |                       |
| <b>Other preparations</b>                |                             |                              |                       |                                       |                              |                       |
| Other, Processed Other                   | 195,306                     | 1,262,694                    | 6.47                  |                                       |                              |                       |
| Total for Other preparations             | 195,306                     | 1,262,694                    |                       |                                       |                              |                       |
| <b>Oysters, Pacific</b>                  |                             |                              |                       |                                       |                              |                       |
| Oysters, Frozen                          | 129,465                     | 1,803,250                    | 13.93                 | 15,840                                | 196,421                      | 12.40                 |
| Total for Oysters, Pacific               | 129,465                     | 1,803,250                    |                       | 15,840                                | 196,421                      |                       |
| <b>Patagonian Toothfish</b>              |                             |                              |                       |                                       |                              |                       |
| Finfish, Frozen Other form               | 35,770                      | 968,671                      | 27.08                 |                                       |                              |                       |
| Total for Patagonian Toothfish           | 35,770                      | 968,671                      |                       |                                       |                              |                       |
| <b>Paua</b>                              |                             |                              |                       |                                       |                              |                       |
| Other Molluscs, Frozen                   | 500                         | 19,949                       | 39.90                 |                                       |                              |                       |
| Other Molluscs, Processed Smoked, Dri    | 100                         | 6,400                        | 64.00                 |                                       |                              |                       |
| Total for Paua                           | 600                         | 26,349                       |                       |                                       |                              |                       |
| <b>Rays &amp; Skates</b>                 |                             |                              |                       |                                       |                              |                       |
| Finfish, Frozen Other form               | 17,010                      | 76,079                       | 4.47                  |                                       |                              |                       |
| Total for Rays & Skates                  | 17,010                      | 76,079                       |                       |                                       |                              |                       |
| <b>Rock Lobster</b>                      |                             |                              |                       |                                       |                              |                       |
| Rock Lobster, Chilled Live               | 4,005                       | 240,067                      | 59.94                 |                                       |                              |                       |
| Rock Lobster, Frozen Tails               | 3,924                       | 217,987                      | 55.55                 |                                       |                              |                       |
| Rock Lobster, Frozen Whole               | 58,722                      | 2,150,381                    | 36.62                 |                                       |                              |                       |
| Total for Rock Lobster                   | 66,651                      | 2,608,435                    |                       |                                       |                              |                       |
| <b>Salmon</b>                            |                             |                              |                       |                                       |                              |                       |
| Finfish, Frozen Fillets                  | 17,083                      | 581,671                      | 34.05                 | 1,689                                 | 34,655                       | 20.52                 |
| Finfish, Processed Cans or Jars, Whole o | 2,440                       | 34,192                       | 14.01                 |                                       |                              |                       |
| Finfish, Processed Smoked                | 74,327                      | 2,295,699                    | 30.89                 | 5,965                                 | 169,757                      | 28.46                 |

| <b>NETT</b>                                | <b>Jan 2012 -- Dec 2012</b> |                              |                       | <b>Month-to-Date: December - 2012</b> |                              |                       |
|--|-----------------------------|------------------------------|-----------------------|---------------------------------------|------------------------------|-----------------------|
|  | <b>Weight<br/>(kg)</b>      | <b>FOB* Value<br/>(\$NZ)</b> | <b>Unit<br/>Value</b> | <b>Weight<br/>(kg)</b>                | <b>FOB* Value<br/>(\$NZ)</b> | <b>Unit<br/>Value</b> |
| <b>Japan</b>                               |                             |                              |                       |                                       |                              |                       |
| Total for Salmon                           | 93,850                      | 2,911,562                    |                       | 7,654                                 | 204,412                      |                       |
| <b>Salmon, Pacific</b>                     |                             |                              |                       |                                       |                              |                       |
| <i>Finfish, Chilled Headed and Guttled</i> | 756                         | 8,443                        | 11.17                 |                                       |                              |                       |
| <i>Finfish, Chilled Whole</i>              | 590,147                     | 6,259,221                    | 10.61                 | 59,874                                | 573,372                      | 9.58                  |
| <i>Finfish, Frozen Headed and Guttled</i>  | 1,177,993                   | 8,345,655                    | 7.08                  | 165,000                               | 1,013,183                    | 6.14                  |
| <i>Finfish, Frozen Other form</i>          | 26,297                      | 177,627                      | 6.75                  | 126                                   | 739                          | 5.87                  |
| <b>Total for Salmon, Pacific</b>           | <b>1,795,193</b>            | <b>14,790,946</b>            |                       | <b>225,000</b>                        | <b>1,587,294</b>             |                       |
| <b>School shark</b>                        |                             |                              |                       |                                       |                              |                       |
| <i>Finfish, Frozen Fillets</i>             | 6,376                       | 82,048                       | 12.87                 |                                       |                              |                       |
| <b>Total for School shark</b>              | <b>6,376</b>                | <b>82,048</b>                |                       |                                       |                              |                       |
| <b>Sea Perch</b>                           |                             |                              |                       |                                       |                              |                       |
| <i>Finfish, Frozen Headed and Guttled</i>  | 11,297                      | 69,789                       | 6.18                  |                                       |                              |                       |
| <i>Finfish, Frozen Other form</i>          | 36,420                      | 116,469                      | 3.20                  |                                       |                              |                       |
| <i>Finfish, Frozen Whole</i>               | 14,176                      | 17,754                       | 1.25                  |                                       |                              |                       |
| <b>Total for Sea Perch</b>                 | <b>61,893</b>               | <b>204,012</b>               |                       |                                       |                              |                       |
| <b>Shrimps &amp; Prawns cold-water</b>     |                             |                              |                       |                                       |                              |                       |
| <i>Other Crustacea, Frozen</i>             | 258,858                     | 7,301,335                    | 28.21                 | 20,400                                | 425,669                      | 20.87                 |
| <b>Total for Shrimps &amp; Prawns col</b>  | <b>258,858</b>              | <b>7,301,335</b>             |                       | <b>20,400</b>                         | <b>425,669</b>               |                       |
| <b>Snapper</b>                             |                             |                              |                       |                                       |                              |                       |
| <i>Finfish, Chilled Whole</i>              | 32                          | 541                          | 16.91                 |                                       |                              |                       |
| <i>Finfish, Frozen Whole</i>               | 78,404                      | 643,187                      | 8.20                  |                                       |                              |                       |
| <b>Total for Snapper</b>                   | <b>78,436</b>               | <b>643,728</b>               |                       |                                       |                              |                       |
| <b>Sole</b>                                |                             |                              |                       |                                       |                              |                       |
| <i>Finfish, Frozen Headed and Guttled</i>  | 2,020                       | 12,121                       | 6.00                  |                                       |                              |                       |
| <b>Total for Sole</b>                      | <b>2,020</b>                | <b>12,121</b>                |                       |                                       |                              |                       |
| <b>Sole, Lemon</b>                         |                             |                              |                       |                                       |                              |                       |
| <i>Finfish, Frozen Whole</i>               | 20                          | 71                           | 3.55                  |                                       |                              |                       |
| <b>Total for Sole, Lemon</b>               | <b>20</b>                   | <b>71</b>                    |                       |                                       |                              |                       |
| <b>Sole, New Zealand</b>                   |                             |                              |                       |                                       |                              |                       |
| <i>Finfish, Frozen Whole</i>               | 20                          | 71                           | 3.55                  |                                       |                              |                       |
| <b>Total for Sole, New Zealand</b>         | <b>20</b>                   | <b>71</b>                    |                       |                                       |                              |                       |
| <b>Southern Blue Whiting</b>               |                             |                              |                       |                                       |                              |                       |
| <i>Finfish, Frozen Fillets</i>             | 17,605                      | 81,728                       | 4.64                  |                                       |                              |                       |
| <b>Total for Southern Blue Whiting</b>     | <b>17,605</b>               | <b>81,728</b>                |                       |                                       |                              |                       |
| <b>Squid</b>                               |                             |                              |                       |                                       |                              |                       |
| <i>Squid, Frozen HG</i>                    | 120,131                     | 581,666                      | 4.84                  |                                       |                              |                       |
| <i>Squid, Frozen Other Form</i>            | 135,596                     | 466,821                      | 3.44                  |                                       |                              |                       |
| <i>Squid, Frozen Tubes/Steaks</i>          | 118,667                     | 561,829                      | 4.73                  |                                       |                              |                       |
| <i>Squid, Frozen Whole</i>                 | 676,208                     | 1,768,549                    | 2.62                  |                                       |                              |                       |

| <b>NETT</b>                                | <b>Jan 2012 -- Dec 2012</b> |                              |                       | <b>Month-to-Date: December - 2012</b> |                              |                       |
|--|-----------------------------|------------------------------|-----------------------|---------------------------------------|------------------------------|-----------------------|
|  | <b>Weight<br/>(kg)</b>      | <b>FOB* Value<br/>(\$NZ)</b> | <b>Unit<br/>Value</b> | <b>Weight<br/>(kg)</b>                | <b>FOB* Value<br/>(\$NZ)</b> | <b>Unit<br/>Value</b> |
| <b>Japan</b>                               |                             |                              |                       |                                       |                              |                       |
| <i>Squid, Frz Heads&amp;Tentacles</i>      | 29,756                      | 59,512                       | 2.00                  |                                       |                              |                       |
| <i>Squid, Dried, Salted or in Brine</i>    | 322,140                     | 931,584                      | 2.89                  |                                       |                              |                       |
| <b>Total for Squid</b>                     | <b>1,402,498</b>            | <b>4,369,961</b>             |                       |                                       |                              |                       |
| <b>Surimi, Southern Bl Wht</b>             |                             |                              |                       |                                       |                              |                       |
| <i>Finfish, Surimi Other</i>               | 880,120                     | 4,558,206                    | 5.18                  |                                       |                              |                       |
| <b>Total for Surimi, Southern Bl W</b>     | <b>880,120</b>              | <b>4,558,206</b>             |                       |                                       |                              |                       |
| <b>Swordfish</b>                           |                             |                              |                       |                                       |                              |                       |
| <i>Finfish, Chilled Headed and Guttled</i> | 105,841                     | 1,585,414                    | 14.98                 | 153                                   | 1,754                        | 11.46                 |
| <i>Finfish, Chilled Other form</i>         | 3,041                       | 34,005                       | 11.18                 |                                       |                              |                       |
| <i>Finfish, Chilled Whole</i>              | 3,640                       | 47,721                       | 13.11                 |                                       |                              |                       |
| <i>Finfish, Frozen Fillets</i>             | 612                         | 4,526                        | 7.40                  |                                       |                              |                       |
| <i>Finfish, Frozen Other form</i>          | 4,805                       | 32,715                       | 6.81                  |                                       |                              |                       |
| <b>Total for Swordfish</b>                 | <b>117,939</b>              | <b>1,704,381</b>             |                       | <b>153</b>                            | <b>1,754</b>                 |                       |
| <b>Tarakihi</b>                            |                             |                              |                       |                                       |                              |                       |
| <i>Finfish, Frozen Fillets</i>             | 105                         | 948                          | 9.03                  |                                       |                              |                       |
| <b>Total for Tarakihi</b>                  | <b>105</b>                  | <b>948</b>                   |                       |                                       |                              |                       |
| <b>Toothfish, Other</b>                    |                             |                              |                       |                                       |                              |                       |
| <i>Finfish, Frozen Other form</i>          | 36,108                      | 308,139                      | 8.53                  |                                       |                              |                       |
| <b>Total for Toothfish, Other</b>          | <b>36,108</b>               | <b>308,139</b>               |                       |                                       |                              |                       |
| <b>Trevally</b>                            |                             |                              |                       |                                       |                              |                       |
| <i>Finfish, Chilled Whole</i>              | 22                          | 323                          | 14.68                 |                                       |                              |                       |
| <b>Total for Trevally</b>                  | <b>22</b>                   | <b>323</b>                   |                       |                                       |                              |                       |
| <b>Tuna, Albacore/Longfinned</b>           |                             |                              |                       |                                       |                              |                       |
| <i>Finfish, Chilled Other form</i>         | 21                          | 239                          | 11.38                 |                                       |                              |                       |
| <i>Finfish, Chilled Whole</i>              | 24                          | 281                          | 11.71                 |                                       |                              |                       |
| <i>Finfish, Frozen Whole</i>               | 2,099                       | 7,411                        | 3.53                  |                                       |                              |                       |
| <b>Total for Tuna, Albacore/Longfi</b>     | <b>2,144</b>                | <b>7,931</b>                 |                       |                                       |                              |                       |
| <b>Tuna, Atlantic Bluefin</b>              |                             |                              |                       |                                       |                              |                       |
| <i>Finfish, Chilled Whole</i>              | 237,408                     | 2,953,417                    | 12.44                 | 71                                    | 866                          | 12.20                 |
| <b>Total for Tuna, Atlantic Bluefin</b>    | <b>237,408</b>              | <b>2,953,417</b>             |                       | <b>71</b>                             | <b>866</b>                   |                       |
| <b>Tuna, Bigeye</b>                        |                             |                              |                       |                                       |                              |                       |
| <i>Finfish, Chilled Headed and Guttled</i> | 4,120                       | 180,524                      | 43.82                 |                                       |                              |                       |
| <i>Finfish, Chilled Other form</i>         | 60,091                      | 914,094                      | 15.21                 | 1,500                                 | 18,903                       | 12.60                 |
| <i>Finfish, Chilled Whole</i>              | 58,407                      | 3,676,714                    | 62.95                 | 1,989                                 | 226,129                      | 113.69                |
| <i>Finfish, Frozen Other form</i>          | 597                         | 11,450                       | 19.18                 |                                       |                              |                       |
| <b>Total for Tuna, Bigeye</b>              | <b>123,215</b>              | <b>4,782,782</b>             |                       | <b>3,489</b>                          | <b>245,032</b>               |                       |
| <b>Tuna, Other</b>                         |                             |                              |                       |                                       |                              |                       |
| <i>Finfish, Chilled Headed and Guttled</i> | 58,064                      | 706,798                      | 12.17                 | 1,125                                 | 13,079                       | 11.63                 |
| <i>Finfish, Frozen Headed and Guttled</i>  | 592                         | 4,025                        | 6.80                  |                                       |                              |                       |

| <i>NETT</i>                                | <i>Jan 2012 -- Dec 2012</i> |                          |                   | <i>Month-to-Date: December - 2012</i> |                          |                   |
|--|-----------------------------|--------------------------|-------------------|---------------------------------------|--------------------------|-------------------|
|  | <i>Weight (kg)</i>          | <i>FOB* Value (\$NZ)</i> | <i>Unit Value</i> | <i>Weight (kg)</i>                    | <i>FOB* Value (\$NZ)</i> | <i>Unit Value</i> |
| <b>Japan</b>                               |                             |                          |                   |                                       |                          |                   |
| Total for Tuna, Other                      | 58,656                      | 710,823                  |                   | 1,125                                 | 13,079                   |                   |
| <b>Tuna, Pacific Bluefin</b>               |                             |                          |                   |                                       |                          |                   |
| <i>Finfish, Chilled Headed and Guttled</i> | 4,568                       | 111,285                  | 24.36             |                                       |                          |                   |
| <i>Finfish, Chilled Other form</i>         | 913                         | 30,476                   | 33.38             |                                       |                          |                   |
| <i>Finfish, Chilled Whole</i>              | 1,469                       | 72,826                   | 49.58             |                                       |                          |                   |
| <b>Total for Tuna, Pacific Bluefin</b>     | <b>6,950</b>                | <b>214,587</b>           |                   |                                       |                          |                   |
| <b>Tuna, Southern Bluefin</b>              |                             |                          |                   |                                       |                          |                   |
| <i>Finfish, Chilled Other form</i>         | 26,135                      | 788,525                  | 30.17             |                                       |                          |                   |
| <i>Finfish, Chilled Whole</i>              | 200,789                     | 7,780,176                | 38.75             | 331                                   | 11,846                   | 35.79             |
| <i>Finfish, Frozen Other form</i>          | 208,145                     | 8,041,139                | 38.63             |                                       |                          |                   |
| <b>Total for Tuna, Southern Bluefin</b>    | <b>435,069</b>              | <b>16,609,840</b>        |                   | <b>331</b>                            | <b>11,846</b>            |                   |
| <b>Tuna, Yellowfin</b>                     |                             |                          |                   |                                       |                          |                   |
| <i>Finfish, Chilled Other form</i>         | 1,036                       | 13,795                   | 13.32             | 43                                    | 494                      | 11.49             |
| <i>Finfish, Chilled Whole</i>              | 220                         | 7,459                    | 33.90             |                                       |                          |                   |
| <b>Total for Tuna, Yellowfin</b>           | <b>1,256</b>                | <b>21,254</b>            |                   | <b>43</b>                             | <b>494</b>               |                   |
| <b>Warehou, Blue</b>                       |                             |                          |                   |                                       |                          |                   |
| <i>Finfish, Frozen Fillets</i>             | 2,200                       | 12,812                   | 5.82              |                                       |                          |                   |
| <i>Finfish, Frozen Other form</i>          | 22,022                      | 63,851                   | 2.90              |                                       |                          |                   |
| <b>Total for Warehou, Blue</b>             | <b>24,222</b>               | <b>76,663</b>            |                   |                                       |                          |                   |
| <b>Warehou, Other</b>                      |                             |                          |                   |                                       |                          |                   |
| <i>Finfish, Frozen Headed and Guttled</i>  | 178,899                     | 2,051,803                | 11.47             |                                       |                          |                   |
| <i>Finfish, Frozen Other form</i>          | 196,752                     | 2,091,138                | 10.63             | 48,639                                | 489,265                  | 10.06             |
| <i>Finfish, Frozen Whole</i>               | 87,792                      | 1,128,518                | 12.85             |                                       |                          |                   |
| <b>Total for Warehou, Other</b>            | <b>463,443</b>              | <b>5,271,459</b>         |                   | <b>48,639</b>                         | <b>489,265</b>           |                   |
| <b>Warehou, Silver</b>                     |                             |                          |                   |                                       |                          |                   |
| <i>Finfish, Frozen Headed and Guttled</i>  | 680,557                     | 3,903,221                | 5.74              |                                       |                          |                   |
| <i>Finfish, Frozen Other form</i>          | 1,004,369                   | 5,871,262                | 5.85              | 12,883                                | 56,020                   | 4.35              |
| <i>Finfish, Frozen Whole</i>               | 99,864                      | 668,931                  | 6.70              |                                       |                          |                   |
| <b>Total for Warehou, Silver</b>           | <b>1,784,790</b>            | <b>10,443,414</b>        |                   | <b>12,883</b>                         | <b>56,020</b>            |                   |
| <b>Total for Japan</b>                     | <b>21,421,725</b>           | <b>142,957,335</b>       |                   | <b>1,298,766</b>                      | <b>7,772,087</b>         |                   |



| <i>NETT</i>                               | <i>Jan 2012 -- Dec 2012</i> |                              |                       | <i>Month-to-Date: December - 2012</i> |                              |                       |
|---|-----------------------------|------------------------------|-----------------------|---------------------------------------|------------------------------|-----------------------|
|   | <i>Weight<br/>(kg)</i>      | <i>FOB* Value<br/>(\$NZ)</i> | <i>Unit<br/>Value</i> | <i>Weight<br/>(kg)</i>                | <i>FOB* Value<br/>(\$NZ)</i> | <i>Unit<br/>Value</i> |
| <b>Jordan</b>                             |                             |                              |                       |                                       |                              |                       |
| <b>Cod, Red</b>                           |                             |                              |                       |                                       |                              |                       |
| <i>Finfish, Frozen Headed and Guttred</i> | 17,910                      | 41,766                       | 2.33                  | 17,910                                | 41,766                       | 2.33                  |
| <b>Total for Cod, Red</b>                 | 17,910                      | 41,766                       |                       | 17,910                                | 41,766                       |                       |
| <b>Hoki</b>                               |                             |                              |                       |                                       |                              |                       |
| <i>Finfish, Frozen Fillet Blocks</i>      | 101,250                     | 513,393                      | 5.07                  |                                       |                              |                       |
| <b>Total for Hoki</b>                     | 101,250                     | 513,393                      |                       |                                       |                              |                       |
| <b>Total for Jordan</b>                   | 119,160                     | 555,159                      |                       | 17,910                                | 41,766                       |                       |

| <i>NETT</i>                                   | <i>Jan 2012 -- Dec 2012</i> |                              |                       | <i>Month-to-Date: December - 2012</i> |                              |                       |
|---|-----------------------------|------------------------------|-----------------------|---------------------------------------|------------------------------|-----------------------|
|   | <i>Weight<br/>(kg)</i>      | <i>FOB* Value<br/>(\$NZ)</i> | <i>Unit<br/>Value</i> | <i>Weight<br/>(kg)</i>                | <i>FOB* Value<br/>(\$NZ)</i> | <i>Unit<br/>Value</i> |
| <b>Kampuchea, Democratic</b>                  |                             |                              |                       |                                       |                              |                       |
| <b>Paua</b>                                   |                             |                              |                       |                                       |                              |                       |
| <i>Other Molluscs, Processed Cans or Jars</i> | 13,464                      | 887,089                      | 65.89                 | 2,244                                 | 147,382                      | 65.68                 |
| <b>Total for Paua</b>                         | <b>13,464</b>               | <b>887,089</b>               |                       | <b>2,244</b>                          | <b>147,382</b>               |                       |
| <b>Total for Kampuchea, Democrati</b>         | <b>13,464</b>               | <b>887,089</b>               |                       | <b>2,244</b>                          | <b>147,382</b>               |                       |

| <i>NETT</i>                      | <i>Jan 2012 -- Dec 2012</i> |                              |                       | <i>Month-to-Date: December - 2012</i> |                              |                       |
|----------------------------------|-----------------------------|------------------------------|-----------------------|---------------------------------------|------------------------------|-----------------------|
|                                  | <i>Weight<br/>(kg)</i>      | <i>FOB* Value<br/>(\$NZ)</i> | <i>Unit<br/>Value</i> | <i>Weight<br/>(kg)</i>                | <i>FOB* Value<br/>(\$NZ)</i> | <i>Unit<br/>Value</i> |
| <b>Kenya</b>                     |                             |                              |                       |                                       |                              |                       |
| <b>Mackerel, Blue</b>            |                             |                              |                       |                                       |                              |                       |
| <i>Finfish, Frozen Whole</i>     | 36,000                      | 56,326                       | 1.56                  |                                       |                              |                       |
| <b>Total for Mackerel, Blue</b>  | <b>36,000</b>               | <b>56,326</b>                |                       |                                       |                              |                       |
| <b>Tuna, Yellowfin</b>           |                             |                              |                       |                                       |                              |                       |
| <i>Finfish, Frozen Whole</i>     | 79,675                      | 252,182                      | 3.17                  |                                       |                              |                       |
| <b>Total for Tuna, Yellowfin</b> | <b>79,675</b>               | <b>252,182</b>               |                       |                                       |                              |                       |
| <b>Total for Kenya</b>           | <b>115,675</b>              | <b>308,508</b>               |                       |                                       |                              |                       |

| <b>NETT</b>                                     | <b>Jan 2012 -- Dec 2012</b> |                              |                       | <b>Month-to-Date: December - 2012</b> |                              |                       |
|---|-----------------------------|------------------------------|-----------------------|---------------------------------------|------------------------------|-----------------------|
|   | <b>Weight<br/>(kg)</b>      | <b>FOB* Value<br/>(\$NZ)</b> | <b>Unit<br/>Value</b> | <b>Weight<br/>(kg)</b>                | <b>FOB* Value<br/>(\$NZ)</b> | <b>Unit<br/>Value</b> |
| <b>Kiribati</b>                                 |                             |                              |                       |                                       |                              |                       |
| <b>Catfish</b>                                  |                             |                              |                       |                                       |                              |                       |
| <i>Finfish, Frozen Fillets</i>                  | 80                          | 473                          | 5.91                  |                                       |                              |                       |
| <b>Total for Catfish</b>                        | <b>80</b>                   | <b>473</b>                   |                       |                                       |                              |                       |
| <b>Crab</b>                                     |                             |                              |                       |                                       |                              |                       |
| <i>Other Crustacea, Processed</i>               | 180                         | 1,282                        | 7.12                  |                                       |                              |                       |
| <b>Total for Crab</b>                           | <b>180</b>                  | <b>1,282</b>                 |                       |                                       |                              |                       |
| <b>Fish cakes</b>                               |                             |                              |                       |                                       |                              |                       |
| <i>Finfish, Processed Other</i>                 | 84                          | 567                          | 6.75                  |                                       |                              |                       |
| <b>Total for Fish cakes</b>                     | <b>84</b>                   | <b>567</b>                   |                       |                                       |                              |                       |
| <b>Mackerel</b>                                 |                             |                              |                       |                                       |                              |                       |
| <i>Finfish, Processed Cans or Jars, Whole o</i> | 255                         | 1,152                        | 4.52                  |                                       |                              |                       |
| <b>Total for Mackerel</b>                       | <b>255</b>                  | <b>1,152</b>                 |                       |                                       |                              |                       |
| <b>Mussels</b>                                  |                             |                              |                       |                                       |                              |                       |
| <i>Mussels, Meat Frozen</i>                     | 60                          | 559                          | 9.32                  |                                       |                              |                       |
| <b>Total for Mussels</b>                        | <b>60</b>                   | <b>559</b>                   |                       |                                       |                              |                       |
| <b>Other preparations</b>                       |                             |                              |                       |                                       |                              |                       |
| <i>Other, Processed Other</i>                   | 207                         | 1,966                        | 9.50                  |                                       |                              |                       |
| <b>Total for Other preparations</b>             | <b>207</b>                  | <b>1,966</b>                 |                       |                                       |                              |                       |
| <b>Shrimps &amp; Prawns other</b>               |                             |                              |                       |                                       |                              |                       |
| <i>Other Crustacea, Frozen</i>                  | 1,526                       | 13,024                       | 8.53                  |                                       |                              |                       |
| <b>Total for Shrimps &amp; Prawns oth</b>       | <b>1,526</b>                | <b>13,024</b>                |                       |                                       |                              |                       |
| <b>Squid</b>                                    |                             |                              |                       |                                       |                              |                       |
| <i>Squid, Frozen Other Form</i>                 | 310                         | 1,661                        | 5.36                  |                                       |                              |                       |
| <i>Squid, Frozen Tubes/Steaks</i>               | 345                         | 3,383                        | 9.81                  |                                       |                              |                       |
| <b>Total for Squid</b>                          | <b>655</b>                  | <b>5,044</b>                 |                       |                                       |                              |                       |
| <b>Total for Kiribati</b>                       | <b>3,047</b>                | <b>24,067</b>                |                       |                                       |                              |                       |

| <i>NETT</i>                                    | <i>Jan 2012 -- Dec 2012</i> |                          |                   | <i>Month-to-Date: December - 2012</i> |                          |                   |
|--|-----------------------------|--------------------------|-------------------|---------------------------------------|--------------------------|-------------------|
|  | <i>Weight (kg)</i>          | <i>FOB* Value (\$NZ)</i> | <i>Unit Value</i> | <i>Weight (kg)</i>                    | <i>FOB* Value (\$NZ)</i> | <i>Unit Value</i> |
| <b>Korea, Republic Of</b>                      |                             |                          |                   |                                       |                          |                   |
| <b>Alfonsino</b>                               |                             |                          |                   |                                       |                          |                   |
| <i>Finfish, Frozen Whole</i>                   | 2,650                       | 3,976                    | 1.50              | 168                                   | 168                      | 1.00              |
| <b>Total for Alfonsino</b>                     | <b>2,650</b>                | <b>3,976</b>             |                   | <b>168</b>                            | <b>168</b>               |                   |
| <b>Barracouta</b>                              |                             |                          |                   |                                       |                          |                   |
| <i>Finfish, Frozen Fillets</i>                 | 20                          | 67                       | 3.35              |                                       |                          |                   |
| <i>Finfish, Frozen Headed and Guttled</i>      | 171,498                     | 205,447                  | 1.20              | 4,344                                 | 5,213                    | 1.20              |
| <i>Finfish, Frozen Other form</i>              | 2,376                       | 2,622                    | 1.10              |                                       |                          |                   |
| <i>Finfish, Frozen Whole</i>                   | 14,784                      | 10,156                   | 0.69              |                                       |                          |                   |
| <b>Total for Barracouta</b>                    | <b>188,678</b>              | <b>218,292</b>           |                   | <b>4,344</b>                          | <b>5,213</b>             |                   |
| <b>Cod</b>                                     |                             |                          |                   |                                       |                          |                   |
| <i>Finfish, Frozen Whole</i>                   | 96                          | 70                       | 0.73              |                                       |                          |                   |
| <b>Total for Cod</b>                           | <b>96</b>                   | <b>70</b>                |                   |                                       |                          |                   |
| <b>Cod, Red</b>                                |                             |                          |                   |                                       |                          |                   |
| <i>Finfish, Frozen Headed and Guttled</i>      | 60,712                      | 147,755                  | 2.43              |                                       |                          |                   |
| <i>Finfish, Frozen Whole</i>                   | 1,134                       | 1,589                    | 1.40              |                                       |                          |                   |
| <b>Total for Cod, Red</b>                      | <b>61,846</b>               | <b>149,344</b>           |                   |                                       |                          |                   |
| <b>Crustaceans</b>                             |                             |                          |                   |                                       |                          |                   |
| <i>Other Crustacea, Processed</i>              | 928,380                     | 4,802,166                | 5.17              | 96,760                                | 539,915                  | 5.58              |
| <b>Total for Crustaceans</b>                   | <b>928,380</b>              | <b>4,802,166</b>         |                   | <b>96,760</b>                         | <b>539,915</b>           |                   |
| <b>Crustn, Molluscs extract</b>                |                             |                          |                   |                                       |                          |                   |
| <i>Other Crustacea, Processed Extracts</i>     | 394                         | 836,130                  | 2122.16           | 92                                    | 147,420                  | 1602.39           |
| <b>Total for Crustn, Molluscs extra</b>        | <b>394</b>                  | <b>836,130</b>           |                   | <b>92</b>                             | <b>147,420</b>           |                   |
| <b>Eels</b>                                    |                             |                          |                   |                                       |                          |                   |
| <i>Finfish, Chilled Live</i>                   | 147,355                     | 1,759,798                | 11.94             | 20,979                                | 155,823                  | 7.43              |
| <i>Finfish, Chilled Other form</i>             | 25,028                      | 348,805                  | 13.94             |                                       |                          |                   |
| <i>Finfish, Frozen Other form</i>              | 897                         | 3,667                    | 4.09              |                                       |                          |                   |
| <i>Finfish, Frozen Whole</i>                   | 13,400                      | 103,616                  | 7.73              |                                       |                          |                   |
| <b>Total for Eels</b>                          | <b>186,680</b>              | <b>2,215,886</b>         |                   | <b>20,979</b>                         | <b>155,823</b>           |                   |
| <b>Finfish, other fish meat</b>                |                             |                          |                   |                                       |                          |                   |
| <i>Finfish, Processed Other</i>                | 2,304                       | 13,179                   | 5.72              |                                       |                          |                   |
| <b>Total for Finfish, other fish meat</b>      | <b>2,304</b>                | <b>13,179</b>            |                   |                                       |                          |                   |
| <b>Fish heads, tails and maws</b>              |                             |                          |                   |                                       |                          |                   |
| <i>Finfish, Processed Smoked, Dried, Salte</i> | 119,009                     | 65,455                   | 0.55              | 6,774                                 | 3,726                    | 0.55              |
| <b>Total for Fish heads, tails and m</b>       | <b>119,009</b>              | <b>65,455</b>            |                   | <b>6,774</b>                          | <b>3,726</b>             |                   |
| <b>Fish meal fit for human</b>                 |                             |                          |                   |                                       |                          |                   |
| <i>Finfish, Processed Other</i>                | 1,150                       | 26,739                   | 23.25             |                                       |                          |                   |
| <b>Total for Fish meal fit for human</b>       | <b>1,150</b>                | <b>26,739</b>            |                   |                                       |                          |                   |
| <b>Fish prod unfit for human</b>               |                             |                          |                   |                                       |                          |                   |

| <b>NETT</b>                                    | <b>Jan 2012 -- Dec 2012</b> |                        |                                 | <b>Month-to-Date: December - 2012</b> |                        |                                 |
|--|-----------------------------|------------------------|---------------------------------|---------------------------------------|------------------------|---------------------------------|
|  | <b>Weight<br/>(kg)</b>      | <b>FOB*<br/>(\$NZ)</b> | <b>Value<br/>Unit<br/>Value</b> | <b>Weight<br/>(kg)</b>                | <b>FOB*<br/>(\$NZ)</b> | <b>Value<br/>Unit<br/>Value</b> |
| <b>Korea, Republic Of</b>                      |                             |                        |                                 |                                       |                        |                                 |
| <i>Finfish, Processed Flours,meals,pellets</i> | 3,705,444                   | 9,073,013              | 2.45                            |                                       |                        |                                 |
| <i>Finfish, Processed Other</i>                | 760,728                     | 1,173,050              | 1.54                            | 19,152                                | 43,086                 | 2.25                            |
| <b>Total for Fish prod unfit for hum</b>       | <b>4,466,172</b>            | <b>10,246,063</b>      |                                 | <b>19,152</b>                         | <b>43,086</b>          |                                 |
| <b>Ghostshark</b>                              |                             |                        |                                 |                                       |                        |                                 |
| <i>Finfish, Frozen Other form</i>              | 1,512                       | 4,073                  | 2.69                            |                                       |                        |                                 |
| <i>Finfish, Frozen Whole</i>                   | 4,824                       | 3,516                  | 0.73                            | 4,824                                 | 3,516                  | 0.73                            |
| <b>Total for Ghostshark</b>                    | <b>6,336</b>                | <b>7,589</b>           |                                 | <b>4,824</b>                          | <b>3,516</b>           |                                 |
| <b>Gurnard</b>                                 |                             |                        |                                 |                                       |                        |                                 |
| <i>Finfish, Frozen Whole</i>                   | 28,488                      | 33,162                 | 1.16                            | 3,792                                 | 3,588                  | 0.95                            |
| <b>Total for Gurnard</b>                       | <b>28,488</b>               | <b>33,162</b>          |                                 | <b>3,792</b>                          | <b>3,588</b>           |                                 |
| <b>Hake</b>                                    |                             |                        |                                 |                                       |                        |                                 |
| <i>Finfish, Frozen Headed and Guttred</i>      | 91,800                      | 573,749                | 6.25                            | 984                                   | 6,150                  | 6.25                            |
| <i>Finfish, Frozen Other form</i>              | 113,400                     | 685,991                | 6.05                            | 32,184                                | 196,001                | 6.09                            |
| <b>Total for Hake</b>                          | <b>205,200</b>              | <b>1,259,740</b>       |                                 | <b>33,168</b>                         | <b>202,151</b>         |                                 |
| <b>Hoki</b>                                    |                             |                        |                                 |                                       |                        |                                 |
| <i>Finfish, Frozen Fillets</i>                 | 20                          | 117                    | 5.85                            |                                       |                        |                                 |
| <i>Finfish, Frozen Headed and Guttred</i>      | 1,190,406                   | 3,236,494              | 2.72                            | 64,960                                | 175,604                | 2.70                            |
| <i>Finfish, Frozen Other form</i>              | 55,080                      | 56,732                 | 1.03                            |                                       |                        |                                 |
| <i>Finfish, Frozen Whole</i>                   | 12,870                      | 14,157                 | 1.10                            |                                       |                        |                                 |
| <b>Total for Hoki</b>                          | <b>1,258,376</b>            | <b>3,307,500</b>       |                                 | <b>64,960</b>                         | <b>175,604</b>         |                                 |
| <b>Leatherjacket</b>                           |                             |                        |                                 |                                       |                        |                                 |
| <i>Finfish, Frozen Whole</i>                   | 13,680                      | 41,956                 | 3.07                            |                                       |                        |                                 |
| <b>Total for Leatherjacket</b>                 | <b>13,680</b>               | <b>41,956</b>          |                                 |                                       |                        |                                 |
| <b>Ling</b>                                    |                             |                        |                                 |                                       |                        |                                 |
| <i>Finfish, Frozen Fillets</i>                 | 10,840                      | 126,509                | 11.67                           |                                       |                        |                                 |
| <i>Finfish, Frozen Headed and Guttred</i>      | 21,275                      | 75,790                 | 3.56                            | 18,011                                | 63,459                 | 3.52                            |
| <i>Finfish, Frozen Other form</i>              | 138,949                     | 160,878                | 1.16                            | 17,160                                | 19,734                 | 1.15                            |
| <b>Total for Ling</b>                          | <b>171,064</b>              | <b>363,177</b>         |                                 | <b>35,171</b>                         | <b>83,193</b>          |                                 |
| <b>Livers and Roe</b>                          |                             |                        |                                 |                                       |                        |                                 |
| <i>Finfish, Frozen Whole</i>                   | 1,006,766                   | 3,015,741              | 3.00                            | 52,756                                | 136,493                | 2.59                            |
| <b>Total for Livers and Roe</b>                | <b>1,006,766</b>            | <b>3,015,741</b>       |                                 | <b>52,756</b>                         | <b>136,493</b>         |                                 |
| <b>Mackerel, Jack</b>                          |                             |                        |                                 |                                       |                        |                                 |
| <i>Finfish, Frozen Headed and Guttred</i>      | 2,640                       | 3,696                  | 1.40                            |                                       |                        |                                 |
| <i>Finfish, Frozen Whole</i>                   | 6,474                       | 12,274                 | 1.90                            |                                       |                        |                                 |
| <b>Total for Mackerel, Jack</b>                | <b>9,114</b>                | <b>15,970</b>          |                                 |                                       |                        |                                 |
| <b>Monkfish (Stargazer)</b>                    |                             |                        |                                 |                                       |                        |                                 |
| <i>Finfish, Frozen Other form</i>              | 15,165                      | 104,696                | 6.90                            |                                       |                        |                                 |
| <i>Finfish, Frozen Whole</i>                   | 120                         | 132                    | 1.10                            |                                       |                        |                                 |
| <b>Total for Monkfish (Stargazer)</b>          | <b>15,285</b>               | <b>104,828</b>         |                                 |                                       |                        |                                 |

| <b>NETT</b>                               | <b>Jan 2012 -- Dec 2012</b> |                              |                       | <b>Month-to-Date: December - 2012</b> |                              |                       |
|---|-----------------------------|------------------------------|-----------------------|---------------------------------------|------------------------------|-----------------------|
|   | <b>Weight<br/>(kg)</b>      | <b>FOB* Value<br/>(\$NZ)</b> | <b>Unit<br/>Value</b> | <b>Weight<br/>(kg)</b>                | <b>FOB* Value<br/>(\$NZ)</b> | <b>Unit<br/>Value</b> |
| <b>Korea, Republic Of</b>                 |                             |                              |                       |                                       |                              |                       |
| <b>Mussels</b>                            |                             |                              |                       |                                       |                              |                       |
| <i>Mussels, Freeze-dried pwd</i>          | 2,955                       | 155,335                      | 52.57                 | 300                                   | 15,900                       | 53.00                 |
| <i>Mussels, HS Frozen</i>                 | 2,361,125                   | 13,139,436                   | 5.56                  | 188,054                               | 1,018,947                    | 5.42                  |
| <i>Mussels, Meat Frozen</i>               | 33,466                      | 155,846                      | 4.66                  | 9,240                                 | 40,000                       | 4.33                  |
| <i>Mussels, Powder in capsule</i>         | 206                         | 12,493                       | 60.65                 |                                       |                              |                       |
| <b>Total for Mussels</b>                  | <b>2,397,752</b>            | <b>13,463,110</b>            |                       | <b>197,594</b>                        | <b>1,074,847</b>             |                       |
| <b>Octopus</b>                            |                             |                              |                       |                                       |                              |                       |
| <i>Other Molluscs, Frozen Whole</i>       | 5,678                       | 9,387                        | 1.65                  |                                       |                              |                       |
| <b>Total for Octopus</b>                  | <b>5,678</b>                | <b>9,387</b>                 |                       |                                       |                              |                       |
| <b>Oreo Dory, Black</b>                   |                             |                              |                       |                                       |                              |                       |
| <i>Finfish, Frozen Whole</i>              | 600                         | 897                          | 1.50                  |                                       |                              |                       |
| <b>Total for Oreo Dory, Black</b>         | <b>600</b>                  | <b>897</b>                   |                       |                                       |                              |                       |
| <b>Other clams frozen</b>                 |                             |                              |                       |                                       |                              |                       |
| <i>Other Molluscs, Frozen</i>             | 3,370                       | 5,698                        | 1.69                  |                                       |                              |                       |
| <b>Total for Other clams frozen</b>       | <b>3,370</b>                | <b>5,698</b>                 |                       |                                       |                              |                       |
| <b>Other Dogfish/Shark</b>                |                             |                              |                       |                                       |                              |                       |
| <i>Finfish, Frozen Other form</i>         | 120                         | 148                          | 1.23                  |                                       |                              |                       |
| <b>Total for Other Dogfish/Shark</b>      | <b>120</b>                  | <b>148</b>                   |                       |                                       |                              |                       |
| <b>Other frozen finfish</b>               |                             |                              |                       |                                       |                              |                       |
| <i>Finfish, Frozen Headed and Guttled</i> | 23,612                      | 18,240                       | 0.77                  | 600                                   | 660                          | 1.10                  |
| <i>Finfish, Frozen Other form</i>         | 11,472                      | 22,784                       | 1.99                  | 264                                   | 641                          | 2.43                  |
| <i>Finfish, Frozen Whole</i>              | 139,008                     | 152,019                      | 1.09                  | 4,656                                 | 5,415                        | 1.16                  |
| <b>Total for Other frozen finfish</b>     | <b>174,092</b>              | <b>193,043</b>               |                       | <b>5,520</b>                          | <b>6,716</b>                 |                       |
| <b>Paua</b>                               |                             |                              |                       |                                       |                              |                       |
| <i>Other Molluscs, Frozen</i>             | 102                         | 1,820                        | 17.84                 |                                       |                              |                       |
| <b>Total for Paua</b>                     | <b>102</b>                  | <b>1,820</b>                 |                       |                                       |                              |                       |
| <b>Rays &amp; Skates</b>                  |                             |                              |                       |                                       |                              |                       |
| <i>Finfish, Frozen Fillets</i>            | 99,154                      | 396,174                      | 4.00                  | 6,849                                 | 28,271                       | 4.13                  |
| <i>Finfish, Frozen Other form</i>         | 259,696                     | 901,829                      | 3.47                  | 23,172                                | 74,012                       | 3.19                  |
| <i>Finfish, Frozen Whole</i>              | 93,960                      | 168,663                      | 1.80                  | 13,296                                | 17,727                       | 1.33                  |
| <b>Total for Rays &amp; Skates</b>        | <b>452,810</b>              | <b>1,466,666</b>             |                       | <b>43,317</b>                         | <b>120,010</b>               |                       |
| <b>Salmon</b>                             |                             |                              |                       |                                       |                              |                       |
| <i>Finfish, Processed Smoked</i>          | 24,055                      | 676,069                      | 28.11                 |                                       |                              |                       |
| <b>Total for Salmon</b>                   | <b>24,055</b>               | <b>676,069</b>               |                       |                                       |                              |                       |
| <b>Salmon, Pacific</b>                    |                             |                              |                       |                                       |                              |                       |
| <i>Finfish, Chilled Other form</i>        | 408                         | 9,214                        | 22.58                 |                                       |                              |                       |
| <b>Total for Salmon, Pacific</b>          | <b>408</b>                  | <b>9,214</b>                 |                       |                                       |                              |                       |
| <b>Sea Perch</b>                          |                             |                              |                       |                                       |                              |                       |

| <b>NETT</b>                               | <b>Jan 2012 -- Dec 2012</b> |                              |                       | <b>Month-to-Date: December - 2012</b> |                              |                       |
|---|-----------------------------|------------------------------|-----------------------|---------------------------------------|------------------------------|-----------------------|
|   | <b>Weight<br/>(kg)</b>      | <b>FOB* Value<br/>(\$NZ)</b> | <b>Unit<br/>Value</b> | <b>Weight<br/>(kg)</b>                | <b>FOB* Value<br/>(\$NZ)</b> | <b>Unit<br/>Value</b> |
| <b>Korea, Republic Of</b>                 |                             |                              |                       |                                       |                              |                       |
| <i>Finfish, Frozen Whole</i>              | 327,630                     | 344,786                      | 1.05                  | 29,304                                | 32,771                       | 1.12                  |
| <b>Total for Sea Perch</b>                | <b>327,630</b>              | <b>344,786</b>               |                       | <b>29,304</b>                         | <b>32,771</b>                |                       |
| <b>Snapper</b>                            |                             |                              |                       |                                       |                              |                       |
| <i>Finfish, Frozen Whole</i>              | 204,500                     | 1,680,080                    | 8.22                  | 7,630                                 | 44,313                       | 5.81                  |
| <b>Total for Snapper</b>                  | <b>204,500</b>              | <b>1,680,080</b>             |                       | <b>7,630</b>                          | <b>44,313</b>                |                       |
| <b>Spiny Dogfish</b>                      |                             |                              |                       |                                       |                              |                       |
| <i>Finfish, Frozen Other form</i>         | 5,328                       | 4,795                        | 0.90                  |                                       |                              |                       |
| <i>Finfish, Frozen Whole</i>              | 377,136                     | 350,711                      | 0.93                  | 26,976                                | 27,811                       | 1.03                  |
| <b>Total for Spiny Dogfish</b>            | <b>382,464</b>              | <b>355,506</b>               |                       | <b>26,976</b>                         | <b>27,811</b>                |                       |
| <b>Squid</b>                              |                             |                              |                       |                                       |                              |                       |
| <i>Squid, Frozen Whole</i>                | 6,903,090                   | 16,971,041                   | 2.46                  | 34,770                                | 76,260                       | 2.19                  |
| <b>Total for Squid</b>                    | <b>6,903,090</b>            | <b>16,971,041</b>            |                       | <b>34,770</b>                         | <b>76,260</b>                |                       |
| <b>Swordfish</b>                          |                             |                              |                       |                                       |                              |                       |
| <i>Finfish, Frozen Whole</i>              | 840                         | 2,053                        | 2.44                  |                                       |                              |                       |
| <b>Total for Swordfish</b>                | <b>840</b>                  | <b>2,053</b>                 |                       |                                       |                              |                       |
| <b>Tilapias</b>                           |                             |                              |                       |                                       |                              |                       |
| <i>Finfish, Chilled Fillets</i>           | 301                         | 5,175                        | 17.19                 |                                       |                              |                       |
| <i>Finfish, Frozen Headed and Guttred</i> | 120                         | 148                          | 1.23                  |                                       |                              |                       |
| <i>Finfish, Frozen Other form</i>         | 540                         | 665                          | 1.23                  |                                       |                              |                       |
| <b>Total for Tilapias</b>                 | <b>961</b>                  | <b>5,988</b>                 |                       |                                       |                              |                       |
| <b>Warehou, Blue</b>                      |                             |                              |                       |                                       |                              |                       |
| <i>Finfish, Frozen Headed and Guttred</i> | 12,210                      | 15,026                       | 1.23                  |                                       |                              |                       |
| <b>Total for Warehou, Blue</b>            | <b>12,210</b>               | <b>15,026</b>                |                       |                                       |                              |                       |
| <b>Warehou, Other</b>                     |                             |                              |                       |                                       |                              |                       |
| <i>Finfish, Frozen Headed and Guttred</i> | 240                         | 264                          | 1.10                  |                                       |                              |                       |
| <b>Total for Warehou, Other</b>           | <b>240</b>                  | <b>264</b>                   |                       |                                       |                              |                       |
| <b>Warehou, Silver</b>                    |                             |                              |                       |                                       |                              |                       |
| <i>Finfish, Frozen Whole</i>              | 1,098                       | 2,830                        | 2.58                  |                                       |                              |                       |
| <b>Total for Warehou, Silver</b>          | <b>1,098</b>                | <b>2,830</b>                 |                       |                                       |                              |                       |
| <b>Total for Korea, Republic Of</b>       | <b>19,563,688</b>           | <b>61,930,589</b>            |                       | <b>688,051</b>                        | <b>2,882,624</b>             |                       |



| <i>NETT</i>                            | <i>Jan 2012 -- Dec 2012</i> |                              |                       | <i>Month-to-Date: December - 2012</i> |                              |                       |
|--|-----------------------------|------------------------------|-----------------------|---------------------------------------|------------------------------|-----------------------|
|  | <i>Weight<br/>(kg)</i>      | <i>FOB* Value<br/>(\$NZ)</i> | <i>Unit<br/>Value</i> | <i>Weight<br/>(kg)</i>                | <i>FOB* Value<br/>(\$NZ)</i> | <i>Unit<br/>Value</i> |
| <b>Kuwait</b>                          |                             |                              |                       |                                       |                              |                       |
| <b>Mussels</b>                         |                             |                              |                       |                                       |                              |                       |
| <i>Mussels, HS Frozen</i>              | 9,360                       | 55,923                       | 5.97                  |                                       |                              |                       |
| <b>Total for Mussels</b>               | 9,360                       | 55,923                       |                       |                                       |                              |                       |
| <b>Southern Blue Whiting</b>           |                             |                              |                       |                                       |                              |                       |
| <i>Finfish, Frozen Other form</i>      | 150,000                     | 223,061                      | 1.49                  |                                       |                              |                       |
| <b>Total for Southern Blue Whiting</b> | 150,000                     | 223,061                      |                       |                                       |                              |                       |
| <b>Total for Kuwait</b>                | 159,360                     | 278,984                      |                       |                                       |                              |                       |

| <b>NETT</b>                    | <i>Jan 2012 -- Dec 2012</i> |                              |                       | <i>Month-to-Date: December - 2012</i> |                              |                       |
|--------------------------------|-----------------------------|------------------------------|-----------------------|---------------------------------------|------------------------------|-----------------------|
|                                | <i>Weight<br/>(kg)</i>      | <i>FOB* Value<br/>(\$NZ)</i> | <i>Unit<br/>Value</i> | <i>Weight<br/>(kg)</i>                | <i>FOB* Value<br/>(\$NZ)</i> | <i>Unit<br/>Value</i> |
| <b>Lebanon</b>                 |                             |                              |                       |                                       |                              |                       |
| <b>Hoki</b>                    |                             |                              |                       |                                       |                              |                       |
| <i>Finfish, Frozen Fillets</i> | 1,020                       | 5,323                        | 5.22                  |                                       |                              |                       |
| <b>Total for Hoki</b>          | 1,020                       | 5,323                        |                       |                                       |                              |                       |
| <b>Mussels</b>                 |                             |                              |                       |                                       |                              |                       |
| <i>Mussels, HS Frozen</i>      | 25,680                      | 136,088                      | 5.30                  |                                       |                              |                       |
| <i>Mussels, Whole Frozen</i>   | 3,602                       | 14,756                       | 4.10                  |                                       |                              |                       |
| <b>Total for Mussels</b>       | 29,282                      | 150,844                      |                       |                                       |                              |                       |
| <b>Squid</b>                   |                             |                              |                       |                                       |                              |                       |
| <i>Squid, Frozen Whole</i>     | 4,950                       | 13,263                       | 2.68                  |                                       |                              |                       |
| <i>Squid, Processed Packed</i> | 25,010                      | 116,843                      | 4.67                  |                                       |                              |                       |
| <b>Total for Squid</b>         | 29,960                      | 130,106                      |                       |                                       |                              |                       |
| <b>Total for Lebanon</b>       | 60,262                      | 286,273                      |                       |                                       |                              |                       |

| <i>NETT</i>                     | <i>Jan 2012 -- Dec 2012</i> |                        |                                 | <i>Month-to-Date: December - 2012</i> |                        |                                 |
|---------------------------------|-----------------------------|------------------------|---------------------------------|---------------------------------------|------------------------|---------------------------------|
|                                 | <i>Weight<br/>(kg)</i>      | <i>FOB*<br/>(\$NZ)</i> | <i>Value<br/>Unit<br/>Value</i> | <i>Weight<br/>(kg)</i>                | <i>FOB*<br/>(\$NZ)</i> | <i>Value<br/>Unit<br/>Value</i> |
| <b>Liberia</b>                  |                             |                        |                                 |                                       |                        |                                 |
| <b>Mackerel, Blue</b>           |                             |                        |                                 |                                       |                        |                                 |
| <i>Finfish, Frozen Whole</i>    | 54,000                      | 76,202                 | 1.41                            | 54,000                                | 76,202                 | 1.41                            |
| <b>Total for Mackerel, Blue</b> | <b>54,000</b>               | <b>76,202</b>          |                                 | <b>54,000</b>                         | <b>76,202</b>          |                                 |
| <b>Total for Liberia</b>        | <b>54,000</b>               | <b>76,202</b>          |                                 | <b>54,000</b>                         | <b>76,202</b>          |                                 |

| <b>NETT</b>                               | <b>Jan 2012 -- Dec 2012</b> |                              |                       | <b>Month-to-Date: December - 2012</b> |                              |                       |
|---|-----------------------------|------------------------------|-----------------------|---------------------------------------|------------------------------|-----------------------|
|   | <b>Weight<br/>(kg)</b>      | <b>FOB* Value<br/>(\$NZ)</b> | <b>Unit<br/>Value</b> | <b>Weight<br/>(kg)</b>                | <b>FOB* Value<br/>(\$NZ)</b> | <b>Unit<br/>Value</b> |
| <b>Lithuania</b>                          |                             |                              |                       |                                       |                              |                       |
| <b>Cod</b>                                |                             |                              |                       |                                       |                              |                       |
| <i>Finfish, Frozen Headed and Guttred</i> | 5,825                       | 10,356                       | 1.78                  |                                       |                              |                       |
| <i>Finfish, Frozen Other form</i>         | 15,456                      | 43,830                       | 2.84                  |                                       |                              |                       |
| <b>Total for Cod</b>                      | <b>21,281</b>               | <b>54,186</b>                |                       |                                       |                              |                       |
| <b>Cod, Red</b>                           |                             |                              |                       |                                       |                              |                       |
| <i>Finfish, Frozen Fillets</i>            | 2,100                       | 8,597                        | 4.09                  |                                       |                              |                       |
| <i>Finfish, Frozen Headed and Guttred</i> | 194,710                     | 541,459                      | 2.78                  |                                       |                              |                       |
| <i>Finfish, Frozen Other form</i>         | 98,399                      | 245,370                      | 2.49                  | 24,720                                | 47,648                       | 1.93                  |
| <b>Total for Cod, Red</b>                 | <b>295,209</b>              | <b>795,426</b>               |                       | <b>24,720</b>                         | <b>47,648</b>                |                       |
| <b>Ghostshark</b>                         |                             |                              |                       |                                       |                              |                       |
| <i>Finfish, Frozen Headed and Guttred</i> | 16,322                      | 56,115                       | 3.44                  |                                       |                              |                       |
| <i>Finfish, Frozen Other form</i>         | 27,125                      | 77,489                       | 2.86                  |                                       |                              |                       |
| <b>Total for Ghostshark</b>               | <b>43,447</b>               | <b>133,604</b>               |                       |                                       |                              |                       |
| <b>Hoki</b>                               |                             |                              |                       |                                       |                              |                       |
| <i>Finfish, Frozen Headed and Guttred</i> | 16,780                      | 36,687                       | 2.19                  |                                       |                              |                       |
| <i>Finfish, Frozen Other form</i>         | 25,000                      | 55,253                       | 2.21                  |                                       |                              |                       |
| <b>Total for Hoki</b>                     | <b>41,780</b>               | <b>91,940</b>                |                       |                                       |                              |                       |
| <b>Mackerel, Blue</b>                     |                             |                              |                       |                                       |                              |                       |
| <i>Finfish, Frozen Whole</i>              | 93,725                      | 141,087                      | 1.51                  |                                       |                              |                       |
| <b>Total for Mackerel, Blue</b>           | <b>93,725</b>               | <b>141,087</b>               |                       |                                       |                              |                       |
| <b>Mackerel, Jack</b>                     |                             |                              |                       |                                       |                              |                       |
| <i>Finfish, Frozen Other form</i>         | 140,572                     | 334,634                      | 2.38                  | 6,672                                 | 13,809                       | 2.07                  |
| <i>Finfish, Frozen Whole</i>              | 13,500                      | 19,234                       | 1.42                  |                                       |                              |                       |
| <b>Total for Mackerel, Jack</b>           | <b>154,072</b>              | <b>353,868</b>               |                       | <b>6,672</b>                          | <b>13,809</b>                |                       |
| <b>Monkfish (Stargazer)</b>               |                             |                              |                       |                                       |                              |                       |
| <i>Finfish, Frozen Headed and Guttred</i> | 3,510                       | 18,335                       | 5.22                  |                                       |                              |                       |
| <b>Total for Monkfish (Stargazer)</b>     | <b>3,510</b>                | <b>18,335</b>                |                       |                                       |                              |                       |
| <b>Mussels</b>                            |                             |                              |                       |                                       |                              |                       |
| <i>Mussels, HS Frozen</i>                 | 20,276                      | 109,093                      | 5.38                  |                                       |                              |                       |
| <b>Total for Mussels</b>                  | <b>20,276</b>               | <b>109,093</b>               |                       |                                       |                              |                       |
| <b>Oreo Dory, Black</b>                   |                             |                              |                       |                                       |                              |                       |
| <i>Finfish, Frozen Headed and Guttred</i> | 31,340                      | 60,388                       | 1.93                  |                                       |                              |                       |
| <b>Total for Oreo Dory, Black</b>         | <b>31,340</b>               | <b>60,388</b>                |                       |                                       |                              |                       |
| <b>Oreo Dory, Other</b>                   |                             |                              |                       |                                       |                              |                       |
| <i>Finfish, Frozen Headed and Guttred</i> | 171,864                     | 378,433                      | 2.20                  |                                       |                              |                       |
| <i>Finfish, Frozen Other form</i>         | 6,406                       | 15,819                       | 2.47                  |                                       |                              |                       |
| <b>Total for Oreo Dory, Other</b>         | <b>178,270</b>              | <b>394,252</b>               |                       |                                       |                              |                       |
| <b>Other frozen fillets</b>               |                             |                              |                       |                                       |                              |                       |

| <i>NETT</i>                               | <i>Jan 2012 -- Dec 2012</i> |                              |                       | <i>Month-to-Date: December - 2012</i> |                              |                       |
|---|-----------------------------|------------------------------|-----------------------|---------------------------------------|------------------------------|-----------------------|
|   | <i>Weight<br/>(kg)</i>      | <i>FOB* Value<br/>(\$NZ)</i> | <i>Unit<br/>Value</i> | <i>Weight<br/>(kg)</i>                | <i>FOB* Value<br/>(\$NZ)</i> | <i>Unit<br/>Value</i> |
| <b>Lithuania</b>                          |                             |                              |                       |                                       |                              |                       |
| <i>Finfish, Frozen Fillets</i>            | 12,000                      | 38,141                       | 3.18                  |                                       |                              |                       |
| <b>Total for Other frozen fillets</b>     | <b>12,000</b>               | <b>38,141</b>                |                       |                                       |                              |                       |
| <b>Other frozen finfish</b>               |                             |                              |                       |                                       |                              |                       |
| <i>Finfish, Frozen Headed and Guttled</i> | 7,240                       | 14,362                       | 1.98                  |                                       |                              |                       |
| <i>Finfish, Frozen Other form</i>         | 5,505                       | 12,800                       | 2.33                  |                                       |                              |                       |
| <i>Finfish, Frozen Whole</i>              | 3,998                       | 7,289                        | 1.82                  |                                       |                              |                       |
| <b>Total for Other frozen finfish</b>     | <b>16,743</b>               | <b>34,451</b>                |                       |                                       |                              |                       |
| <b>Southern Blue Whiting</b>              |                             |                              |                       |                                       |                              |                       |
| <i>Finfish, Frozen Headed and Guttled</i> | 168,024                     | 312,388                      | 1.86                  |                                       |                              |                       |
| <i>Finfish, Frozen Other form</i>         | 117,067                     | 211,812                      | 1.81                  |                                       |                              |                       |
| <b>Total for Southern Blue Whiting</b>    | <b>285,091</b>              | <b>524,200</b>               |                       |                                       |                              |                       |
| <b>Total for Lithuania</b>                | <b>1,196,744</b>            | <b>2,748,971</b>             |                       | <b>31,392</b>                         | <b>61,457</b>                |                       |

| <i>NETT</i>                            | <i>Jan 2012 -- Dec 2012</i> |                        |                                 | <i>Month-to-Date: December - 2012</i> |                        |                                 |
|--|-----------------------------|------------------------|---------------------------------|---------------------------------------|------------------------|---------------------------------|
|  | <i>Weight<br/>(kg)</i>      | <i>FOB*<br/>(\$NZ)</i> | <i>Value<br/>Unit<br/>Value</i> | <i>Weight<br/>(kg)</i>                | <i>FOB*<br/>(\$NZ)</i> | <i>Value<br/>Unit<br/>Value</i> |
| <b>Macau</b>                           |                             |                        |                                 |                                       |                        |                                 |
| <b>Southern Blue Whiting</b>           |                             |                        |                                 |                                       |                        |                                 |
| <i>Finfish, Frozen Other form</i>      | 38,998                      | 54,248                 | 1.39                            | 38,998                                | 54,248                 | 1.39                            |
| <b>Total for Southern Blue Whiting</b> | 38,998                      | 54,248                 |                                 | 38,998                                | 54,248                 |                                 |
| <b>Total for Macau</b>                 | 38,998                      | 54,248                 |                                 | 38,998                                | 54,248                 |                                 |

| <b>NETT</b>                                    | <b>Jan 2012 -- Dec 2012</b> |                              |                       | <b>Month-to-Date: December - 2012</b> |                              |                       |
|--|-----------------------------|------------------------------|-----------------------|---------------------------------------|------------------------------|-----------------------|
|  | <b>Weight<br/>(kg)</b>      | <b>FOB* Value<br/>(\$NZ)</b> | <b>Unit<br/>Value</b> | <b>Weight<br/>(kg)</b>                | <b>FOB* Value<br/>(\$NZ)</b> | <b>Unit<br/>Value</b> |
| <b>Malaysia</b>                                |                             |                              |                       |                                       |                              |                       |
| <b>Alfonsino</b>                               |                             |                              |                       |                                       |                              |                       |
| <i>Finfish, Frozen Other form</i>              | 500                         | 860                          | 1.72                  |                                       |                              |                       |
| <b>Total for Alfonsino</b>                     | <b>500</b>                  | <b>860</b>                   |                       |                                       |                              |                       |
| <b>Antarctic Toothfish</b>                     |                             |                              |                       |                                       |                              |                       |
| <i>Finfish, Frozen Headed and Guttled</i>      | 4,670                       | 126,020                      | 26.99                 |                                       |                              |                       |
| <b>Total for Antarctic Toothfish</b>           | <b>4,670</b>                | <b>126,020</b>               |                       |                                       |                              |                       |
| <b>Bluenose</b>                                |                             |                              |                       |                                       |                              |                       |
| <i>Finfish, Chilled Headed and Guttled</i>     | 32                          | 332                          | 10.38                 |                                       |                              |                       |
| <i>Finfish, Chilled Whole</i>                  | 24                          | 295                          | 12.29                 |                                       |                              |                       |
| <b>Total for Bluenose</b>                      | <b>56</b>                   | <b>627</b>                   |                       |                                       |                              |                       |
| <b>Cardinal Fish</b>                           |                             |                              |                       |                                       |                              |                       |
| <i>Finfish, Frozen Headed and Guttled</i>      | 11                          | 55                           | 5.00                  |                                       |                              |                       |
| <i>Finfish, Frozen Other form</i>              | 200                         | 300                          | 1.50                  |                                       |                              |                       |
| <b>Total for Cardinal Fish</b>                 | <b>211</b>                  | <b>355</b>                   |                       |                                       |                              |                       |
| <b>Cod, Blue</b>                               |                             |                              |                       |                                       |                              |                       |
| <i>Finfish, Frozen Fillets</i>                 | 375                         | 9,050                        | 24.13                 |                                       |                              |                       |
| <b>Total for Cod, Blue</b>                     | <b>375</b>                  | <b>9,050</b>                 |                       |                                       |                              |                       |
| <b>Cod, Red</b>                                |                             |                              |                       |                                       |                              |                       |
| <i>Finfish, Frozen Headed and Guttled</i>      | 18,440                      | 46,762                       | 2.54                  |                                       |                              |                       |
| <i>Finfish, Frozen Other form</i>              | 15,672                      | 51,631                       | 3.29                  |                                       |                              |                       |
| <i>Finfish, Frozen Whole</i>                   | 860                         | 2,331                        | 2.71                  |                                       |                              |                       |
| <b>Total for Cod, Red</b>                      | <b>34,972</b>               | <b>100,724</b>               |                       |                                       |                              |                       |
| <b>Crustn, Molluscs extract</b>                |                             |                              |                       |                                       |                              |                       |
| <i>Other Crustacea, Processed Extracts</i>     | 154                         | 4,875                        | 31.66                 |                                       |                              |                       |
| <b>Total for Crustn, Molluscs extra</b>        | <b>154</b>                  | <b>4,875</b>                 |                       |                                       |                              |                       |
| <b>Elephant Fish</b>                           |                             |                              |                       |                                       |                              |                       |
| <i>Finfish, Frozen Fillets</i>                 | 10                          | 105                          | 10.50                 |                                       |                              |                       |
| <i>Finfish, Frozen Other form</i>              | 4,910                       | 94,627                       | 19.27                 |                                       |                              |                       |
| <b>Total for Elephant Fish</b>                 | <b>4,920</b>                | <b>94,732</b>                |                       |                                       |                              |                       |
| <b>Finfish, other fish meat</b>                |                             |                              |                       |                                       |                              |                       |
| <i>Finfish, Processed Other</i>                | 244                         | 1,324                        | 5.43                  | 35                                    | 849                          | 24.26                 |
| <b>Total for Finfish, other fish meat</b>      | <b>244</b>                  | <b>1,324</b>                 |                       | <b>35</b>                             | <b>849</b>                   |                       |
| <b>Fish heads, tails and maws</b>              |                             |                              |                       |                                       |                              |                       |
| <i>Finfish, Processed Smoked, Dried, Salte</i> | 12,360                      | 33,605                       | 2.72                  | 12,360                                | 33,605                       | 2.72                  |
| <b>Total for Fish heads, tails and m</b>       | <b>12,360</b>               | <b>33,605</b>                |                       | <b>12,360</b>                         | <b>33,605</b>                |                       |
| <b>Fish meal fit for human</b>                 |                             |                              |                       |                                       |                              |                       |
| <i>Finfish, Processed Other</i>                | 475                         | 18,518                       | 38.99                 |                                       |                              |                       |
| <b>Total for Fish meal fit for human</b>       | <b>475</b>                  | <b>18,518</b>                |                       |                                       |                              |                       |

| <b>NETT</b> | <b>Jan 2012 -- Dec 2012</b> |                        |                                 | <b>Month-to-Date: December - 2012</b> |                        |                                 |
|-------------|-----------------------------|------------------------|---------------------------------|---------------------------------------|------------------------|---------------------------------|
|             | <b>Weight<br/>(kg)</b>      | <b>FOB*<br/>(\$NZ)</b> | <b>Value<br/>Unit<br/>Value</b> | <b>Weight<br/>(kg)</b>                | <b>FOB*<br/>(\$NZ)</b> | <b>Value<br/>Unit<br/>Value</b> |

## Malaysia

### Fish prod unfit for human

|  |                |                |      |               |                |      |
|--|----------------|----------------|------|---------------|----------------|------|
| <i>Finfish, Processed Other</i>          | 294,359        | 957,157        | 3.25 | 91,084        | 294,366        | 3.23 |
| <b>Total for Fish prod unfit for hum</b> | <b>294,359</b> | <b>957,157</b> |      | <b>91,084</b> | <b>294,366</b> |      |

### Flounder

|                               |           |            |       |  |  |  |
|-------------------------------|-----------|------------|-------|--|--|--|
| <i>Finfish, Chilled Whole</i> | 39        | 467        | 11.97 |  |  |  |
| <i>Finfish, Frozen Whole</i>  | 20        | 241        | 12.05 |  |  |  |
| <b>Total for Flounder</b>     | <b>59</b> | <b>708</b> |       |  |  |  |

### Gemfish

|   |           |           |      |  |  |  |
|---|-----------|-----------|------|--|--|--|
| <i>Finfish, Frozen Headed and Guttled</i> | 11        | 77        | 7.00 |  |  |  |
| <b>Total for Gemfish</b>                  | <b>11</b> | <b>77</b> |      |  |  |  |

### Ghostshark

|   |           |           |      |  |  |  |
|---|-----------|-----------|------|--|--|--|
| <i>Finfish, Frozen Headed and Guttled</i> | 13        | 44        | 3.38 |  |  |  |
| <b>Total for Ghostshark</b>               | <b>13</b> | <b>44</b> |      |  |  |  |

### Groper

|                               |           |            |       |  |  |  |
|-------------------------------|-----------|------------|-------|--|--|--|
| <i>Finfish, Chilled Whole</i> | 29        | 412        | 14.21 |  |  |  |
| <b>Total for Groper</b>       | <b>29</b> | <b>412</b> |       |  |  |  |

### Gurnard

|                               |            |              |       |           |            |      |
|-------------------------------|------------|--------------|-------|-----------|------------|------|
| <i>Finfish, Chilled Whole</i> | 492        | 5,249        | 10.67 | 49        | 444        | 9.06 |
| <b>Total for Gurnard</b>      | <b>492</b> | <b>5,249</b> |       | <b>49</b> | <b>444</b> |      |

### Hake

|   |           |           |      |  |  |  |
|---|-----------|-----------|------|--|--|--|
| <i>Finfish, Frozen Headed and Guttled</i> | 15        | 76        | 5.07 |  |  |  |
| <b>Total for Hake</b>                     | <b>15</b> | <b>76</b> |      |  |  |  |

### Hoki

|                                      |               |                |      |  |  |  |
|--------------------------------------|---------------|----------------|------|--|--|--|
| <i>Finfish, Frozen Fillet Blocks</i> | 35,244        | 189,137        | 5.37 |  |  |  |
| <i>Finfish, Frozen Fillets</i>       | 22,944        | 127,382        | 5.55 |  |  |  |
| <b>Total for Hoki</b>                | <b>58,188</b> | <b>316,519</b> |      |  |  |  |

### John Dory

|                               |           |              |       |  |  |  |
|-------------------------------|-----------|--------------|-------|--|--|--|
| <i>Finfish, Chilled Whole</i> | 87        | 1,408        | 16.18 |  |  |  |
| <b>Total for John Dory</b>    | <b>87</b> | <b>1,408</b> |       |  |  |  |

### Kingfish, Yellowtail

|                                       |            |              |       |  |  |  |
|---------------------------------------|------------|--------------|-------|--|--|--|
| <i>Finfish, Chilled Whole</i>         | 281        | 3,571        | 12.71 |  |  |  |
| <b>Total for Kingfish, Yellowtail</b> | <b>281</b> | <b>3,571</b> |       |  |  |  |

### Ling

|                                   |                |                |      |               |                |      |
|-----------------------------------|----------------|----------------|------|---------------|----------------|------|
| <i>Finfish, Frozen Other form</i> | 110,531        | 258,649        | 2.34 | 74,145        | 154,833        | 2.09 |
| <b>Total for Ling</b>             | <b>110,531</b> | <b>258,649</b> |      | <b>74,145</b> | <b>154,833</b> |      |

### Monkfish (Stargazer)

|   |    |    |      |  |  |  |
|---|----|----|------|--|--|--|
| <i>Finfish, Frozen Headed and Guttled</i> | 10 | 58 | 5.80 |  |  |  |
|---|----|----|------|--|--|--|



| <b>NETT</b>                            | <b>Jan 2012 -- Dec 2012</b> |                        |                       | <b>Month-to-Date: December - 2012</b> |                        |                       |
|--|-----------------------------|------------------------|-----------------------|---------------------------------------|------------------------|-----------------------|
|  | <b>Weight<br/>(kg)</b>      | <b>FOB*<br/>(\$NZ)</b> | <b>Value<br/>Unit</b> | <b>Weight<br/>(kg)</b>                | <b>FOB*<br/>(\$NZ)</b> | <b>Value<br/>Unit</b> |
| <b>Malaysia</b>                        |                             |                        |                       |                                       |                        |                       |
| Total for Monkfish (Stargazer)         | 10                          |                        | 58                    |                                       |                        |                       |
| <b>Mussels</b>                         |                             |                        |                       |                                       |                        |                       |
| Mussels, Freeze-dried pwd              | 90                          |                        | 9,815                 | 109.06                                |                        |                       |
| Mussels, HS Frozen                     | 484,052                     |                        | 2,691,387             | 5.56                                  | 41,237                 | 232,332               |
| Mussels, Live                          | 50                          |                        | 450                   | 9.00                                  |                        |                       |
| Mussels, Meat Frozen                   | 26,472                      |                        | 144,772               | 5.47                                  | 960                    | 5,455                 |
| Mussels, Whole Frozen                  | 2,400                       |                        | 14,452                | 6.02                                  |                        |                       |
| <b>Total for Mussels</b>               | <b>513,064</b>              |                        | <b>2,860,876</b>      |                                       | <b>42,197</b>          | <b>237,787</b>        |
| <b>Nile Perch</b>                      |                             |                        |                       |                                       |                        |                       |
| Finfish, Frozen Other form             | 15                          |                        | 15                    | 1.00                                  |                        |                       |
| <b>Total for Nile Perch</b>            | <b>15</b>                   |                        | <b>15</b>             |                                       |                        |                       |
| <b>Other chilled finfish</b>           |                             |                        |                       |                                       |                        |                       |
| Finfish, Chilled Other form            | 77                          |                        | 996                   | 12.94                                 |                        |                       |
| Finfish, Chilled Whole                 | 510                         |                        | 4,812                 | 9.44                                  | 58                     | 661                   |
| <b>Total for Other chilled finfish</b> | <b>587</b>                  |                        | <b>5,808</b>          |                                       | <b>58</b>              | <b>661</b>            |
| <b>Other Dogfish/Shark</b>             |                             |                        |                       |                                       |                        |                       |
| Finfish, Frozen Other form             | 1,290                       |                        | 14,272                | 11.06                                 |                        |                       |
| <b>Total for Other Dogfish/Shark</b>   | <b>1,290</b>                |                        | <b>14,272</b>         |                                       |                        |                       |
| <b>Other dried finfish</b>             |                             |                        |                       |                                       |                        |                       |
| Other, Processed Dried                 | 2,372                       |                        | 93,319                | 39.34                                 |                        |                       |
| <b>Total for Other dried finfish</b>   | <b>2,372</b>                |                        | <b>93,319</b>         |                                       |                        |                       |
| <b>Other Flatfish</b>                  |                             |                        |                       |                                       |                        |                       |
| Finfish, Frozen Whole                  | 10                          |                        | 60                    | 6.00                                  |                        |                       |
| <b>Total for Other Flatfish</b>        | <b>10</b>                   |                        | <b>60</b>             |                                       |                        |                       |
| <b>Other frozen finfish</b>            |                             |                        |                       |                                       |                        |                       |
| Finfish, Frozen Headed and Guttled     | 4,281                       |                        | 10,409                | 2.43                                  |                        |                       |
| Finfish, Frozen Whole                  | 30,140                      |                        | 63,952                | 2.12                                  |                        |                       |
| <b>Total for Other frozen finfish</b>  | <b>34,421</b>               |                        | <b>74,361</b>         |                                       |                        |                       |
| <b>Other minced</b>                    |                             |                        |                       |                                       |                        |                       |
| Finfish, Processed Packed              | 99,242                      |                        | 238,995               | 2.41                                  | 12,785                 | 29,856                |
| <b>Total for Other minced</b>          | <b>99,242</b>               |                        | <b>238,995</b>        |                                       | <b>12,785</b>          | <b>29,856</b>         |
| <b>Other Molluscs</b>                  |                             |                        |                       |                                       |                        |                       |
| Other Molluscs, Live                   | 75                          |                        | 932                   | 12.43                                 |                        |                       |
| <b>Total for Other Molluscs</b>        | <b>75</b>                   |                        | <b>932</b>            |                                       |                        |                       |
| <b>Other preparations</b>              |                             |                        |                       |                                       |                        |                       |
| Other, Processed Other                 | 1,100                       |                        | 12,300                | 11.18                                 | 1,100                  | 12,300                |
| <b>Total for Other preparations</b>    | <b>1,100</b>                |                        | <b>12,300</b>         |                                       | <b>1,100</b>           | <b>12,300</b>         |
| <b>Other salted, in brine</b>          |                             |                        |                       |                                       |                        |                       |

| <b>NETT</b>                                   | <b>Jan 2012 -- Dec 2012</b> |                        |                       | <b>Month-to-Date: December - 2012</b> |                        |                       |
|---|-----------------------------|------------------------|-----------------------|---------------------------------------|------------------------|-----------------------|
|   | <b>Weight<br/>(kg)</b>      | <b>FOB*<br/>(\$NZ)</b> | <b>Value<br/>Unit</b> | <b>Weight<br/>(kg)</b>                | <b>FOB*<br/>(\$NZ)</b> | <b>Value<br/>Unit</b> |
| <b>Malaysia</b>                               |                             |                        |                       |                                       |                        |                       |
| <i>Other, Processed Salted or in Brine</i>    | 26                          | 1,181                  | 45.42                 |                                       |                        |                       |
| <b>Total for Other salted, in brine</b>       | <b>26</b>                   | <b>1,181</b>           |                       |                                       |                        |                       |
| <b>Oysters, Pacific</b>                       |                             |                        |                       |                                       |                        |                       |
| <i>Oysters, Live</i>                          | 1,990                       | 30,542                 | 15.35                 |                                       |                        |                       |
| <b>Total for Oysters, Pacific</b>             | <b>1,990</b>                | <b>30,542</b>          |                       |                                       |                        |                       |
| <b>Paua</b>                                   |                             |                        |                       |                                       |                        |                       |
| <i>Other Molluscs, Live</i>                   | 100                         | 4,313                  | 43.13                 |                                       |                        |                       |
| <i>Other Molluscs, Frozen</i>                 | 822                         | 33,219                 | 40.41                 |                                       |                        |                       |
| <i>Other Molluscs, Processed Cans or Jars</i> | 39,984                      | 2,402,720              | 60.09                 |                                       |                        |                       |
| <b>Total for Paua</b>                         | <b>40,906</b>               | <b>2,440,252</b>       |                       |                                       |                        |                       |
| <b>Rock Lobster</b>                           |                             |                        |                       |                                       |                        |                       |
| <i>Rock Lobster, Chilled Live</i>             | 7,830                       | 713,811                | 91.16                 | 758                                   | 61,039                 | 80.53                 |
| <b>Total for Rock Lobster</b>                 | <b>7,830</b>                | <b>713,811</b>         |                       | <b>758</b>                            | <b>61,039</b>          |                       |
| <b>Salmon</b>                                 |                             |                        |                       |                                       |                        |                       |
| <i>Finfish, Chilled Fillets</i>               | 294                         | 6,294                  | 21.41                 |                                       |                        |                       |
| <i>Finfish, Processed Smoked</i>              | 349                         | 11,424                 | 32.73                 | 40                                    | 1,416                  | 35.40                 |
| <b>Total for Salmon</b>                       | <b>643</b>                  | <b>17,718</b>          |                       | <b>40</b>                             | <b>1,416</b>           |                       |
| <b>Salmon, Pacific</b>                        |                             |                        |                       |                                       |                        |                       |
| <i>Finfish, Chilled Other form</i>            | 93                          | 2,646                  | 28.45                 | 17                                    | 575                    | 33.82                 |
| <i>Finfish, Chilled Whole</i>                 | 13,429                      | 199,931                | 14.89                 | 1,365                                 | 17,919                 | 13.13                 |
| <b>Total for Salmon, Pacific</b>              | <b>13,522</b>               | <b>202,577</b>         |                       | <b>1,382</b>                          | <b>18,494</b>          |                       |
| <b>School shark</b>                           |                             |                        |                       |                                       |                        |                       |
| <i>Finfish, Frozen Other form</i>             | 7,378                       | 268,092                | 36.34                 |                                       |                        |                       |
| <b>Total for School shark</b>                 | <b>7,378</b>                | <b>268,092</b>         |                       |                                       |                        |                       |
| <b>Sea Perch</b>                              |                             |                        |                       |                                       |                        |                       |
| <i>Finfish, Frozen Whole</i>                  | 1,440                       | 3,744                  | 2.60                  |                                       |                        |                       |
| <b>Total for Sea Perch</b>                    | <b>1,440</b>                | <b>3,744</b>           |                       |                                       |                        |                       |
| <b>Shrimps &amp; Prawns other</b>             |                             |                        |                       |                                       |                        |                       |
| <i>Other Crustacea, Frozen</i>                | 30                          | 1,110                  | 37.00                 |                                       |                        |                       |
| <b>Total for Shrimps &amp; Prawns oth</b>     | <b>30</b>                   | <b>1,110</b>           |                       |                                       |                        |                       |
| <b>Snapper</b>                                |                             |                        |                       |                                       |                        |                       |
| <i>Finfish, Chilled Whole</i>                 | 1,180                       | 15,215                 | 12.89                 | 264                                   | 3,041                  | 11.52                 |
| <i>Finfish, Frozen Other form</i>             | 10                          | 18                     | 1.80                  |                                       |                        |                       |
| <i>Finfish, Frozen Whole</i>                  | 10                          | 83                     | 8.30                  |                                       |                        |                       |
| <b>Total for Snapper</b>                      | <b>1,200</b>                | <b>15,316</b>          |                       | <b>264</b>                            | <b>3,041</b>           |                       |
| <b>Sole, Lemon</b>                            |                             |                        |                       |                                       |                        |                       |
| <i>Finfish, Frozen Headed and Guttled</i>     | 50                          | 716                    | 14.32                 |                                       |                        |                       |
| <i>Finfish, Frozen Whole</i>                  | 120                         | 1,179                  | 9.83                  |                                       |                        |                       |

| <b>NETT</b>                                | <b>Jan 2012 -- Dec 2012</b> |                              |                       | <b>Month-to-Date: December - 2012</b> |                              |                       |
|--|-----------------------------|------------------------------|-----------------------|---------------------------------------|------------------------------|-----------------------|
|  | <b>Weight<br/>(kg)</b>      | <b>FOB* Value<br/>(\$NZ)</b> | <b>Unit<br/>Value</b> | <b>Weight<br/>(kg)</b>                | <b>FOB* Value<br/>(\$NZ)</b> | <b>Unit<br/>Value</b> |
| <b>Malaysia</b>                            |                             |                              |                       |                                       |                              |                       |
| Total for Sole, Lemon                      | 170                         | 1,895                        |                       |                                       |                              |                       |
| <b>Southern Blue Whiting</b>               |                             |                              |                       |                                       |                              |                       |
| <i>Finfish, Frozen Headed and Guttled</i>  | 23                          | 47                           | 2.04                  |                                       |                              |                       |
| Total for Southern Blue Whiting            | 23                          | 47                           |                       |                                       |                              |                       |
| <b>Spiny Dogfish</b>                       |                             |                              |                       |                                       |                              |                       |
| <i>Finfish, Frozen Other form</i>          | 9,565                       | 162,719                      | 17.01                 |                                       |                              |                       |
| Total for Spiny Dogfish                    | 9,565                       | 162,719                      |                       |                                       |                              |                       |
| <b>Spotted Dogfish ( Rig )</b>             |                             |                              |                       |                                       |                              |                       |
| <i>Finfish, Frozen Other form</i>          | 3,735                       | 80,406                       | 21.53                 |                                       |                              |                       |
| Total for Spotted Dogfish ( Rig )          | 3,735                       | 80,406                       |                       |                                       |                              |                       |
| <b>Squid</b>                               |                             |                              |                       |                                       |                              |                       |
| <i>Squid, Frozen Whole</i>                 | 30                          | 111                          | 3.70                  |                                       |                              |                       |
| Total for Squid                            | 30                          | 111                          |                       |                                       |                              |                       |
| <b>Swordfish</b>                           |                             |                              |                       |                                       |                              |                       |
| <i>Finfish, Chilled Headed and Guttled</i> | 21                          | 439                          | 20.90                 |                                       |                              |                       |
| Total for Swordfish                        | 21                          | 439                          |                       |                                       |                              |                       |
| <b>Tarakihi</b>                            |                             |                              |                       |                                       |                              |                       |
| <i>Finfish, Chilled Whole</i>              | 241                         | 2,488                        | 10.32                 |                                       |                              |                       |
| <i>Finfish, Frozen Whole</i>               | 1,000                       | 3,132                        | 3.13                  |                                       |                              |                       |
| Total for Tarakihi                         | 1,241                       | 5,620                        |                       |                                       |                              |                       |
| <b>Trevally</b>                            |                             |                              |                       |                                       |                              |                       |
| <i>Finfish, Chilled Whole</i>              | 141                         | 1,446                        | 10.26                 | 17                                    | 151                          | 8.88                  |
| <i>Finfish, Frozen Whole</i>               | 60,960                      | 135,090                      | 2.22                  |                                       |                              |                       |
| Total for Trevally                         | 61,101                      | 136,536                      |                       | 17                                    | 151                          |                       |
| <b>Turbots</b>                             |                             |                              |                       |                                       |                              |                       |
| <i>Finfish, Frozen Whole</i>               | 10                          | 48                           | 4.80                  |                                       |                              |                       |
| Total for Turbots                          | 10                          | 48                           |                       |                                       |                              |                       |
| <b>Warehou, Silver</b>                     |                             |                              |                       |                                       |                              |                       |
| <i>Finfish, Frozen Headed and Guttled</i>  | 11                          | 66                           | 6.00                  |                                       |                              |                       |
| Total for Warehou, Silver                  | 11                          | 66                           |                       |                                       |                              |                       |
| <b>Total for Malaysia</b>                  | <b>1,326,060</b>            | <b>9,317,786</b>             |                       | <b>236,274</b>                        | <b>848,842</b>               |                       |

| <i>NETT</i>               | <i>Jan 2012 -- Dec 2012</i> |                              |                       | <i>Month-to-Date: December - 2012</i> |                              |                       |
|---------------------------|-----------------------------|------------------------------|-----------------------|---------------------------------------|------------------------------|-----------------------|
|                           | <i>Weight<br/>(kg)</i>      | <i>FOB* Value<br/>(\$NZ)</i> | <i>Unit<br/>Value</i> | <i>Weight<br/>(kg)</i>                | <i>FOB* Value<br/>(\$NZ)</i> | <i>Unit<br/>Value</i> |
| <b>Malta</b>              |                             |                              |                       |                                       |                              |                       |
| <b>Mussels</b>            |                             |                              |                       |                                       |                              |                       |
| <i>Mussels, HS Frozen</i> | 17,660                      | 90,355                       | 5.12                  |                                       |                              |                       |
| <b>Total for Mussels</b>  | 17,660                      | 90,355                       |                       |                                       |                              |                       |
| <b>Total for Malta</b>    | 17,660                      | 90,355                       |                       |                                       |                              |                       |

| <i>NETT</i>                  | <i>Jan 2012 -- Dec 2012</i> |                              |                       | <i>Month-to-Date: December - 2012</i> |                              |                       |
|------------------------------|-----------------------------|------------------------------|-----------------------|---------------------------------------|------------------------------|-----------------------|
|                              | <i>Weight<br/>(kg)</i>      | <i>FOB* Value<br/>(\$NZ)</i> | <i>Unit<br/>Value</i> | <i>Weight<br/>(kg)</i>                | <i>FOB* Value<br/>(\$NZ)</i> | <i>Unit<br/>Value</i> |
| <b>Martinique</b>            |                             |                              |                       |                                       |                              |                       |
| <b>Mussels</b>               |                             |                              |                       |                                       |                              |                       |
| <i>Mussels, Whole Frozen</i> | 7,000                       | 37,524                       | 5.36                  |                                       |                              |                       |
| <b>Total for Mussels</b>     | 7,000                       | 37,524                       |                       |                                       |                              |                       |
| <b>Total for Martinique</b>  | 7,000                       | 37,524                       |                       |                                       |                              |                       |

| <b>NETT</b> | <b>Jan 2012 -- Dec 2012</b> |                              |                       | <b>Month-to-Date: December - 2012</b> |                              |                       |
|-------------|-----------------------------|------------------------------|-----------------------|---------------------------------------|------------------------------|-----------------------|
|             | <b>Weight<br/>(kg)</b>      | <b>FOB* Value<br/>(\$NZ)</b> | <b>Unit<br/>Value</b> | <b>Weight<br/>(kg)</b>                | <b>FOB* Value<br/>(\$NZ)</b> | <b>Unit<br/>Value</b> |

## Mauritius

### Barracouta

|   |                |                  |      |               |                |      |
|---|----------------|------------------|------|---------------|----------------|------|
| <i>Finfish, Frozen Headed and Guttled</i> | 507,000        | 1,186,318        | 2.34 | 39,660        | 57,879         | 1.46 |
| <i>Finfish, Frozen Other form</i>         | 54,000         | 112,551          | 2.08 | 54,000        | 112,551        | 2.08 |
| <i>Finfish, Frozen Whole</i>              | 196,516        | 526,604          | 2.68 |               |                |      |
| <b>Total for Barracouta</b>               | <b>757,516</b> | <b>1,825,473</b> |      | <b>93,660</b> | <b>170,430</b> |      |

### Fish fingers

|                                 |              |               |      |  |  |  |
|---------------------------------|--------------|---------------|------|--|--|--|
| <i>Finfish, Processed Other</i> | 2,320        | 18,905        | 8.15 |  |  |  |
| <b>Total for Fish fingers</b>   | <b>2,320</b> | <b>18,905</b> |      |  |  |  |

### Hoki

|                                      |              |               |      |              |               |      |
|--------------------------------------|--------------|---------------|------|--------------|---------------|------|
| <i>Finfish, Frozen Fillet Blocks</i> | 2,999        | 18,210        | 6.07 | 2,999        | 18,210        | 6.07 |
| <b>Total for Hoki</b>                | <b>2,999</b> | <b>18,210</b> |      | <b>2,999</b> | <b>18,210</b> |      |

### Mussels

|                              |               |                |      |  |  |  |
|------------------------------|---------------|----------------|------|--|--|--|
| <i>Mussels, HS Frozen</i>    | 36,546        | 207,274        | 5.67 |  |  |  |
| <i>Mussels, Whole Frozen</i> | 2,800         | 13,966         | 4.99 |  |  |  |
| <b>Total for Mussels</b>     | <b>39,346</b> | <b>221,240</b> |      |  |  |  |

### Orange Roughy

|                                |            |              |       |  |  |  |
|--------------------------------|------------|--------------|-------|--|--|--|
| <i>Finfish, Frozen Fillets</i> | 106        | 2,386        | 22.51 |  |  |  |
| <b>Total for Orange Roughy</b> | <b>106</b> | <b>2,386</b> |       |  |  |  |

### Other frozen fillets

|                                       |           |            |      |  |  |  |
|---------------------------------------|-----------|------------|------|--|--|--|
| <i>Finfish, Frozen Fillets</i>        | 94        | 655        | 6.97 |  |  |  |
| <b>Total for Other frozen fillets</b> | <b>94</b> | <b>655</b> |      |  |  |  |

### Other preparations

|                                     |              |               |       |  |  |  |
|-------------------------------------|--------------|---------------|-------|--|--|--|
| <i>Other, Processed Other</i>       | 9,519        | 98,027        | 10.30 |  |  |  |
| <b>Total for Other preparations</b> | <b>9,519</b> | <b>98,027</b> |       |  |  |  |

### Scallops

|                               |           |            |      |  |  |  |
|-------------------------------|-----------|------------|------|--|--|--|
| <i>Other Molluscs, Frozen</i> | 50        | 133        | 2.66 |  |  |  |
| <b>Total for Scallops</b>     | <b>50</b> | <b>133</b> |      |  |  |  |

### Sole, Lemon

|                                |           |            |      |  |  |  |
|--------------------------------|-----------|------------|------|--|--|--|
| <i>Finfish, Frozen Fillets</i> | 94        | 544        | 5.79 |  |  |  |
| <b>Total for Sole, Lemon</b>   | <b>94</b> | <b>544</b> |      |  |  |  |

### Squid

|                                 |            |              |       |  |  |  |
|---------------------------------|------------|--------------|-------|--|--|--|
| <i>Squid, Frozen Other Form</i> | 653        | 7,792        | 11.93 |  |  |  |
| <b>Total for Squid</b>          | <b>653</b> | <b>7,792</b> |       |  |  |  |

### Tuna, Other

|                              |                  |                  |      |  |  |  |
|------------------------------|------------------|------------------|------|--|--|--|
| <i>Finfish, Frozen Whole</i> | 1,201,078        | 2,915,193        | 2.43 |  |  |  |
| <b>Total for Tuna, Other</b> | <b>1,201,078</b> | <b>2,915,193</b> |      |  |  |  |

### Tuna, Skipjack

| <i>NETT</i>                     | <i>Jan 2012 -- Dec 2012</i> |                              |                       | <i>Month-to-Date: December - 2012</i> |                              |                       |
|---------------------------------|-----------------------------|------------------------------|-----------------------|---------------------------------------|------------------------------|-----------------------|
|                                 | <i>Weight<br/>(kg)</i>      | <i>FOB* Value<br/>(\$NZ)</i> | <i>Unit<br/>Value</i> | <i>Weight<br/>(kg)</i>                | <i>FOB* Value<br/>(\$NZ)</i> | <i>Unit<br/>Value</i> |
| <b>Mauritius</b>                |                             |                              |                       |                                       |                              |                       |
| <i>Finfish, Frozen Whole</i>    | 4,794,457                   | 11,081,549                   | 2.31                  |                                       |                              |                       |
| <b>Total for Tuna, Skipjack</b> | <b>4,794,457</b>            | <b>11,081,549</b>            |                       |                                       |                              |                       |
| <b>Total for Mauritius</b>      | <b>6,808,232</b>            | <b>16,190,107</b>            |                       | <b>96,659</b>                         | <b>188,640</b>               |                       |

| <i>NETT</i>                       | <i>Jan 2012 -- Dec 2012</i> |                              |                       | <i>Month-to-Date: December - 2012</i> |                              |                       |
|-----------------------------------|-----------------------------|------------------------------|-----------------------|---------------------------------------|------------------------------|-----------------------|
|                                   | <i>Weight<br/>(kg)</i>      | <i>FOB* Value<br/>(\$NZ)</i> | <i>Unit<br/>Value</i> | <i>Weight<br/>(kg)</i>                | <i>FOB* Value<br/>(\$NZ)</i> | <i>Unit<br/>Value</i> |
| <b>Mexico</b>                     |                             |                              |                       |                                       |                              |                       |
| <b>Crustaceans</b>                |                             |                              |                       |                                       |                              |                       |
| <i>Other Crustacea, Processed</i> | 3,240                       | 78,365                       | 24.19                 |                                       |                              |                       |
| <b>Total for Crustaceans</b>      | <b>3,240</b>                | <b>78,365</b>                |                       |                                       |                              |                       |
| <b>Mussels</b>                    |                             |                              |                       |                                       |                              |                       |
| <i>Mussels, HS Frozen</i>         | 284,631                     | 1,537,050                    | 5.40                  | 18,974                                | 103,610                      | 5.46                  |
| <b>Total for Mussels</b>          | <b>284,631</b>              | <b>1,537,050</b>             |                       | <b>18,974</b>                         | <b>103,610</b>               |                       |
| <b>Total for Mexico</b>           | <b>287,871</b>              | <b>1,615,415</b>             |                       | <b>18,974</b>                         | <b>103,610</b>               |                       |



| <i>NETT</i>                               | <i>Jan 2012 -- Dec 2012</i> |                              |                       | <i>Month-to-Date: December - 2012</i> |                              |                       |
|---|-----------------------------|------------------------------|-----------------------|---------------------------------------|------------------------------|-----------------------|
|   | <i>Weight<br/>(kg)</i>      | <i>FOB* Value<br/>(\$NZ)</i> | <i>Unit<br/>Value</i> | <i>Weight<br/>(kg)</i>                | <i>FOB* Value<br/>(\$NZ)</i> | <i>Unit<br/>Value</i> |
| <b>Moldova</b>                            |                             |                              |                       |                                       |                              |                       |
| <b>Southern Blue Whiting</b>              |                             |                              |                       |                                       |                              |                       |
| <i>Finfish, Frozen Headed and Guttled</i> | 25,000                      | 37,944                       | 1.52                  |                                       |                              |                       |
| <i>Finfish, Frozen Other form</i>         | 38,349                      | 59,824                       | 1.56                  |                                       |                              |                       |
| <b>Total for Southern Blue Whiting</b>    | <b>63,349</b>               | <b>97,768</b>                |                       |                                       |                              |                       |
| <b>Total for Moldova</b>                  | <b>63,349</b>               | <b>97,768</b>                |                       |                                       |                              |                       |

| <i>NETT</i>                     | <i>Jan 2012 -- Dec 2012</i> |                              |                       | <i>Month-to-Date: December - 2012</i> |                              |                       |
|---------------------------------|-----------------------------|------------------------------|-----------------------|---------------------------------------|------------------------------|-----------------------|
|                                 | <i>Weight<br/>(kg)</i>      | <i>FOB* Value<br/>(\$NZ)</i> | <i>Unit<br/>Value</i> | <i>Weight<br/>(kg)</i>                | <i>FOB* Value<br/>(\$NZ)</i> | <i>Unit<br/>Value</i> |
| <b>Mozambique</b>               |                             |                              |                       |                                       |                              |                       |
| <b>Mackerel, Jack</b>           |                             |                              |                       |                                       |                              |                       |
| <i>Finfish, Frozen Whole</i>    | 1,566,860                   | 2,542,965                    | 1.62                  | 37,640                                | 64,034                       | 1.70                  |
| <b>Total for Mackerel, Jack</b> | <b>1,566,860</b>            | <b>2,542,965</b>             |                       | <b>37,640</b>                         | <b>64,034</b>                |                       |
| <b>Total for Mozambique</b>     | <b>1,566,860</b>            | <b>2,542,965</b>             |                       | <b>37,640</b>                         | <b>64,034</b>                |                       |

| <i>NETT</i>                     | <i>Jan 2012 -- Dec 2012</i> |                              |                       | <i>Month-to-Date: December - 2012</i> |                              |                       |
|---------------------------------|-----------------------------|------------------------------|-----------------------|---------------------------------------|------------------------------|-----------------------|
|                                 | <i>Weight<br/>(kg)</i>      | <i>FOB* Value<br/>(\$NZ)</i> | <i>Unit<br/>Value</i> | <i>Weight<br/>(kg)</i>                | <i>FOB* Value<br/>(\$NZ)</i> | <i>Unit<br/>Value</i> |
| <b>Namibia</b>                  |                             |                              |                       |                                       |                              |                       |
| <b>Mackerel, Jack</b>           |                             |                              |                       |                                       |                              |                       |
| <i>Finfish, Frozen Whole</i>    | 363,780                     | 549,232                      | 1.51                  |                                       |                              |                       |
| <b>Total for Mackerel, Jack</b> | 363,780                     | 549,232                      |                       |                                       |                              |                       |
| <b>Total for Namibia</b>        | 363,780                     | 549,232                      |                       |                                       |                              |                       |

| <b>NETT</b>                                | <b>Jan 2012 -- Dec 2012</b> |                                  |                       | <b>Month-to-Date: December - 2012</b> |                                  |                       |
|--|-----------------------------|----------------------------------|-----------------------|---------------------------------------|----------------------------------|-----------------------|
|  | <b>Weight<br/>(kg)</b>      | <b>FOB*<br/>Value<br/>(\$NZ)</b> | <b>Unit<br/>Value</b> | <b>Weight<br/>(kg)</b>                | <b>FOB*<br/>Value<br/>(\$NZ)</b> | <b>Unit<br/>Value</b> |
| <b>Netherlands</b>                         |                             |                                  |                       |                                       |                                  |                       |
| <b>Cod, Red</b>                            |                             |                                  |                       |                                       |                                  |                       |
| <i>Finfish, Frozen Fillets</i>             | 10                          | 63                               | 6.30                  |                                       |                                  |                       |
| <b>Total for Cod, Red</b>                  | <b>10</b>                   | <b>63</b>                        |                       |                                       |                                  |                       |
| <b>Crustaceans</b>                         |                             |                                  |                       |                                       |                                  |                       |
| <i>Other Crustacea, Processed</i>          | 5,480                       | 103,153                          | 18.82                 |                                       |                                  |                       |
| <b>Total for Crustaceans</b>               | <b>5,480</b>                | <b>103,153</b>                   |                       |                                       |                                  |                       |
| <b>Crustn, Molluscs extract</b>            |                             |                                  |                       |                                       |                                  |                       |
| <i>Other Crustacea, Processed Extracts</i> | 23,100                      | 4,009,565                        | 173.57                | 16,500                                | 2,997,874                        | 181.69                |
| <b>Total for Crustn, Molluscs extra</b>    | <b>23,100</b>               | <b>4,009,565</b>                 |                       | <b>16,500</b>                         | <b>2,997,874</b>                 |                       |
| <b>Elephant Fish</b>                       |                             |                                  |                       |                                       |                                  |                       |
| <i>Finfish, Frozen Fillets</i>             | 10                          | 98                               | 9.80                  |                                       |                                  |                       |
| <b>Total for Elephant Fish</b>             | <b>10</b>                   | <b>98</b>                        |                       |                                       |                                  |                       |
| <b>Fish meal fit for human</b>             |                             |                                  |                       |                                       |                                  |                       |
| <i>Finfish, Processed Other</i>            | 950                         | 28,561                           | 30.06                 |                                       |                                  |                       |
| <b>Total for Fish meal fit for human</b>   | <b>950</b>                  | <b>28,561</b>                    |                       |                                       |                                  |                       |
| <b>Fish prod unfit for human</b>           |                             |                                  |                       |                                       |                                  |                       |
| <i>Finfish, Processed Other</i>            | 250                         | 8,095                            | 32.38                 |                                       |                                  |                       |
| <b>Total for Fish prod unfit for hum</b>   | <b>250</b>                  | <b>8,095</b>                     |                       |                                       |                                  |                       |
| <b>Hake</b>                                |                             |                                  |                       |                                       |                                  |                       |
| <i>Finfish, Frozen Headed and Guttled</i>  | 2,761                       | 12,266                           | 4.44                  |                                       |                                  |                       |
| <i>Finfish, Frozen Other form</i>          | 15,552                      | 55,359                           | 3.56                  |                                       |                                  |                       |
| <b>Total for Hake</b>                      | <b>18,313</b>               | <b>67,625</b>                    |                       |                                       |                                  |                       |
| <b>Hoki</b>                                |                             |                                  |                       |                                       |                                  |                       |
| <i>Finfish, Frozen Fillet Blocks</i>       | 122,850                     | 489,325                          | 3.98                  | 40,950                                | 159,126                          | 3.89                  |
| <i>Finfish, Frozen Fillets</i>             | 438,437                     | 2,015,880                        | 4.60                  | 18,360                                | 87,563                           | 4.77                  |
| <b>Total for Hoki</b>                      | <b>561,287</b>              | <b>2,505,205</b>                 |                       | <b>59,310</b>                         | <b>246,689</b>                   |                       |
| <b>John Dory</b>                           |                             |                                  |                       |                                       |                                  |                       |
| <i>Finfish, Chilled Headed and Guttled</i> | 6                           | 679                              | 113.17                |                                       |                                  |                       |
| <b>Total for John Dory</b>                 | <b>6</b>                    | <b>679</b>                       |                       |                                       |                                  |                       |
| <b>Kahawai</b>                             |                             |                                  |                       |                                       |                                  |                       |
| <i>Finfish, Frozen Whole</i>               | 27,000                      | 48,313                           | 1.79                  |                                       |                                  |                       |
| <b>Total for Kahawai</b>                   | <b>27,000</b>               | <b>48,313</b>                    |                       |                                       |                                  |                       |
| <b>Ling</b>                                |                             |                                  |                       |                                       |                                  |                       |
| <i>Finfish, Frozen Fillets</i>             | 2,040                       | 21,636                           | 10.61                 |                                       |                                  |                       |
| <b>Total for Ling</b>                      | <b>2,040</b>                | <b>21,636</b>                    |                       |                                       |                                  |                       |
| <b>Mackerel, Jack</b>                      |                             |                                  |                       |                                       |                                  |                       |
| <i>Finfish, Frozen Whole</i>               | 113,660                     | 173,689                          | 1.53                  | 38,830                                | 60,154                           | 1.55                  |

| <b>NETT</b>                         | <b>Jan 2012 -- Dec 2012</b> |                              |                       | <b>Month-to-Date: December - 2012</b> |                              |                       |
|-------------------------------------|-----------------------------|------------------------------|-----------------------|---------------------------------------|------------------------------|-----------------------|
|                                     | <b>Weight<br/>(kg)</b>      | <b>FOB* Value<br/>(\$NZ)</b> | <b>Unit<br/>Value</b> | <b>Weight<br/>(kg)</b>                | <b>FOB* Value<br/>(\$NZ)</b> | <b>Unit<br/>Value</b> |
| <b>Netherlands</b>                  |                             |                              |                       |                                       |                              |                       |
| Total for Mackerel, Jack            | 113,660                     | 173,689                      |                       | 38,830                                | 60,154                       |                       |
| <b>Monkfish (Stargazer)</b>         |                             |                              |                       |                                       |                              |                       |
| Finfish, Frozen Fillets             | 8,000                       | 68,629                       | 8.58                  |                                       |                              |                       |
| Finfish, Frozen Headed and Guttled  | 10                          | 57                           | 5.70                  |                                       |                              |                       |
| Total for Monkfish (Stargazer)      | 8,010                       | 68,686                       |                       |                                       |                              |                       |
| <b>Mussels</b>                      |                             |                              |                       |                                       |                              |                       |
| Mussels, Freeze-dried pwd           | 1,840                       | 79,269                       | 43.08                 |                                       |                              |                       |
| Mussels, HS Frozen                  | 371,282                     | 2,008,794                    | 5.41                  | 50,754                                | 256,668                      | 5.06                  |
| Mussels, Meat Chilled/Frsh          | 5                           | 413                          | 82.60                 |                                       |                              |                       |
| Mussels, Meat Frozen                | 18,230                      | 128,159                      | 7.03                  |                                       |                              |                       |
| Mussels, Dried, Salted or in Brine  | 21,600                      | 125,062                      | 5.79                  |                                       |                              |                       |
| Total for Mussels                   | 412,957                     | 2,341,697                    |                       | 50,754                                | 256,668                      |                       |
| <b>Oreo Dory, Smooth</b>            |                             |                              |                       |                                       |                              |                       |
| Finfish, Frozen Fillets             | 31,100                      | 222,815                      | 7.16                  |                                       |                              |                       |
| Total for Oreo Dory, Smooth         | 31,100                      | 222,815                      |                       |                                       |                              |                       |
| <b>Other chilled finfish</b>        |                             |                              |                       |                                       |                              |                       |
| Finfish, Chilled Headed and Guttled | 1                           | 198                          | 198.00                |                                       |                              |                       |
| Total for Other chilled finfish     | 1                           | 198                          |                       |                                       |                              |                       |
| <b>Other Molluscs</b>               |                             |                              |                       |                                       |                              |                       |
| Other Molluscs, Live                | 66                          | 1,067                        | 16.17                 |                                       |                              |                       |
| Total for Other Molluscs            | 66                          | 1,067                        |                       |                                       |                              |                       |
| <b>Paua</b>                         |                             |                              |                       |                                       |                              |                       |
| Other Molluscs, Frozen              | 5,105                       | 91,237                       | 17.87                 |                                       |                              |                       |
| Total for Paua                      | 5,105                       | 91,237                       |                       |                                       |                              |                       |
| <b>Rays &amp; Skates</b>            |                             |                              |                       |                                       |                              |                       |
| Finfish, Frozen Other form          | 12,000                      | 50,971                       | 4.25                  |                                       |                              |                       |
| Total for Rays & Skates             | 12,000                      | 50,971                       |                       |                                       |                              |                       |
| <b>Salmon</b>                       |                             |                              |                       |                                       |                              |                       |
| Finfish, Processed Smoked           | 9                           | 209                          | 23.22                 | 9                                     | 209                          | 23.22                 |
| Total for Salmon                    | 9                           | 209                          |                       | 9                                     | 209                          |                       |
| <b>Salmon, Pacific</b>              |                             |                              |                       |                                       |                              |                       |
| Finfish, Chilled Whole              | 268                         | 3,343                        | 12.47                 | 180                                   | 2,269                        | 12.61                 |
| Finfish, Frozen Headed and Guttled  | 4,208                       | 49,683                       | 11.81                 |                                       |                              |                       |
| Total for Salmon, Pacific           | 4,476                       | 53,026                       |                       | 180                                   | 2,269                        |                       |
| <b>Squid</b>                        |                             |                              |                       |                                       |                              |                       |
| Squid, Frozen Whole                 | 30,350                      | 86,956                       | 2.87                  |                                       |                              |                       |
| Total for Squid                     | 30,350                      | 86,956                       |                       |                                       |                              |                       |
| <b>Tarakihi</b>                     |                             |                              |                       |                                       |                              |                       |

| <i>NETT</i>                    | <i>Jan 2012 -- Dec 2012</i> |                              |                       | <i>Month-to-Date: December - 2012</i> |                              |                       |
|--------------------------------|-----------------------------|------------------------------|-----------------------|---------------------------------------|------------------------------|-----------------------|
|                                | <i>Weight<br/>(kg)</i>      | <i>FOB* Value<br/>(\$NZ)</i> | <i>Unit<br/>Value</i> | <i>Weight<br/>(kg)</i>                | <i>FOB* Value<br/>(\$NZ)</i> | <i>Unit<br/>Value</i> |
| <b>Netherlands</b>             |                             |                              |                       |                                       |                              |                       |
| <i>Finfish, Frozen Fillets</i> | 5                           | 33                           | 6.60                  |                                       |                              |                       |
| <b>Total for Tarakihi</b>      | 5                           | 33                           |                       |                                       |                              |                       |
| <b>Trevally</b>                |                             |                              |                       |                                       |                              |                       |
| <i>Finfish, Frozen Whole</i>   | 146,650                     | 330,684                      | 2.25                  | 11,060                                | 27,061                       | 2.45                  |
| <b>Total for Trevally</b>      | 146,650                     | 330,684                      |                       | 11,060                                | 27,061                       |                       |
| <b>Total for Netherlands</b>   | 1,402,835                   | 10,214,261                   |                       | 176,643                               | 3,590,924                    |                       |

| <b>NETT</b>                                    | <b>Jan 2012 -- Dec 2012</b> |                              |                       | <b>Month-to-Date: December - 2012</b> |                              |                       |
|--|-----------------------------|------------------------------|-----------------------|---------------------------------------|------------------------------|-----------------------|
|  | <b>Weight<br/>(kg)</b>      | <b>FOB* Value<br/>(\$NZ)</b> | <b>Unit<br/>Value</b> | <b>Weight<br/>(kg)</b>                | <b>FOB* Value<br/>(\$NZ)</b> | <b>Unit<br/>Value</b> |
| <b>New Caledonia</b>                           |                             |                              |                       |                                       |                              |                       |
| <b>Carp</b>                                    |                             |                              |                       |                                       |                              |                       |
| <i>Finfish, Chilled Fillets</i>                | 300                         | 4,710                        | 15.70                 |                                       |                              |                       |
| <b>Total for Carp</b>                          | <b>300</b>                  | <b>4,710</b>                 |                       |                                       |                              |                       |
| <b>Catfish</b>                                 |                             |                              |                       |                                       |                              |                       |
| <i>Finfish, Frozen Fillets</i>                 | 320                         | 1,847                        | 5.77                  |                                       |                              |                       |
| <b>Total for Catfish</b>                       | <b>320</b>                  | <b>1,847</b>                 |                       |                                       |                              |                       |
| <b>Cod, Red</b>                                |                             |                              |                       |                                       |                              |                       |
| <i>Finfish, Frozen Fillets</i>                 | 3,640                       | 28,219                       | 7.75                  | 400                                   | 2,539                        | 6.35                  |
| <i>Finfish, Processed Smoked</i>               | 200                         | 1,436                        | 7.18                  |                                       |                              |                       |
| <b>Total for Cod, Red</b>                      | <b>3,840</b>                | <b>29,655</b>                |                       | <b>400</b>                            | <b>2,539</b>                 |                       |
| <b>Crab</b>                                    |                             |                              |                       |                                       |                              |                       |
| <i>Other Crustacea, Frozen</i>                 | 600                         | 11,490                       | 19.15                 |                                       |                              |                       |
| <i>Other Crustacea, Processed</i>              | 2,300                       | 11,225                       | 4.88                  |                                       |                              |                       |
| <b>Total for Crab</b>                          | <b>2,900</b>                | <b>22,715</b>                |                       |                                       |                              |                       |
| <b>Eels</b>                                    |                             |                              |                       |                                       |                              |                       |
| <i>Finfish, Frozen Headed and Guttled</i>      | 49                          | 141                          | 2.88                  |                                       |                              |                       |
| <b>Total for Eels</b>                          | <b>49</b>                   | <b>141</b>                   |                       |                                       |                              |                       |
| <b>Fish cakes</b>                              |                             |                              |                       |                                       |                              |                       |
| <i>Finfish, Processed Other</i>                | 11,200                      | 65,491                       | 5.85                  | 370                                   | 1,837                        | 4.96                  |
| <b>Total for Fish cakes</b>                    | <b>11,200</b>               | <b>65,491</b>                |                       | <b>370</b>                            | <b>1,837</b>                 |                       |
| <b>Fish fingers</b>                            |                             |                              |                       |                                       |                              |                       |
| <i>Finfish, Processed Other</i>                | 21,786                      | 162,283                      | 7.45                  | 1,007                                 | 8,307                        | 8.25                  |
| <b>Total for Fish fingers</b>                  | <b>21,786</b>               | <b>162,283</b>               |                       | <b>1,007</b>                          | <b>8,307</b>                 |                       |
| <b>Fish Flours,meals,pellets</b>               |                             |                              |                       |                                       |                              |                       |
| <i>Finfish, Processed Flours,meals,pellets</i> | 2,270                       | 10,987                       | 4.84                  |                                       |                              |                       |
| <b>Total for Fish Flours,meals,pelle</b>       | <b>2,270</b>                | <b>10,987</b>                |                       |                                       |                              |                       |
| <b>Fish prod unfit for human</b>               |                             |                              |                       |                                       |                              |                       |
| <i>Finfish, Processed Other</i>                | 2,909                       | 13,744                       | 4.72                  |                                       |                              |                       |
| <b>Total for Fish prod unfit for hum</b>       | <b>2,909</b>                | <b>13,744</b>                |                       |                                       |                              |                       |
| <b>Flounder</b>                                |                             |                              |                       |                                       |                              |                       |
| <i>Finfish, Frozen Fillets</i>                 | 50                          | 463                          | 9.26                  |                                       |                              |                       |
| <i>Finfish, Frozen Headed and Guttled</i>      | 50                          | 475                          | 9.50                  |                                       |                              |                       |
| <b>Total for Flounder</b>                      | <b>100</b>                  | <b>938</b>                   |                       |                                       |                              |                       |
| <b>Gurnard</b>                                 |                             |                              |                       |                                       |                              |                       |
| <i>Finfish, Frozen Fillets</i>                 | 10                          | 58                           | 5.80                  |                                       |                              |                       |
| <i>Finfish, Frozen Whole</i>                   | 100                         | 185                          | 1.85                  |                                       |                              |                       |
| <b>Total for Gurnard</b>                       | <b>110</b>                  | <b>243</b>                   |                       |                                       |                              |                       |

| <b>NETT</b>                            | <b>Jan 2012 -- Dec 2012</b> |                        |                       | <b>Month-to-Date: December - 2012</b> |                        |                       |
|--|-----------------------------|------------------------|-----------------------|---------------------------------------|------------------------|-----------------------|
|  | <b>Weight<br/>(kg)</b>      | <b>FOB*<br/>(\$NZ)</b> | <b>Value<br/>Unit</b> | <b>Weight<br/>(kg)</b>                | <b>FOB*<br/>(\$NZ)</b> | <b>Value<br/>Unit</b> |
| <b>New Caledonia</b>                   |                             |                        |                       |                                       |                        |                       |
| <b>Hake</b>                            |                             |                        |                       |                                       |                        |                       |
| <i>Finfish, Frozen Fillets</i>         | 100                         | 1,120                  | 11.20                 |                                       |                        |                       |
| <b>Total for Hake</b>                  | <b>100</b>                  | <b>1,120</b>           |                       |                                       |                        |                       |
| <b>Hoki</b>                            |                             |                        |                       |                                       |                        |                       |
| <i>Finfish, Frozen Fillets</i>         | 38,791                      | 255,428                | 6.58                  | 2,390                                 | 14,280                 | 5.97                  |
| <b>Total for Hoki</b>                  | <b>38,791</b>               | <b>255,428</b>         |                       | <b>2,390</b>                          | <b>14,280</b>          |                       |
| <b>John Dory</b>                       |                             |                        |                       |                                       |                        |                       |
| <i>Finfish, Frozen Fillets</i>         | 250                         | 2,893                  | 11.57                 |                                       |                        |                       |
| <b>Total for John Dory</b>             | <b>250</b>                  | <b>2,893</b>           |                       |                                       |                        |                       |
| <b>Mackerel, Jack</b>                  |                             |                        |                       |                                       |                        |                       |
| <i>Finfish, Frozen Whole</i>           | 200                         | 360                    | 1.80                  |                                       |                        |                       |
| <b>Total for Mackerel, Jack</b>        | <b>200</b>                  | <b>360</b>             |                       |                                       |                        |                       |
| <b>Monkfish (Stargazer)</b>            |                             |                        |                       |                                       |                        |                       |
| <i>Finfish, Frozen Fillets</i>         | 425                         | 6,063                  | 14.27                 |                                       |                        |                       |
| <i>Finfish, Frozen Other form</i>      | 50                          | 682                    | 13.64                 |                                       |                        |                       |
| <b>Total for Monkfish (Stargazer)</b>  | <b>475</b>                  | <b>6,745</b>           |                       |                                       |                        |                       |
| <b>Mussels</b>                         |                             |                        |                       |                                       |                        |                       |
| <i>Mussels, HS Frozen</i>              | 20,379                      | 129,055                | 6.33                  | 948                                   | 5,901                  | 6.22                  |
| <i>Mussels, Live</i>                   | 31,260                      | 99,578                 | 3.19                  | 9,150                                 | 27,961                 | 3.06                  |
| <i>Mussels, Meat Frozen</i>            | 20,952                      | 153,855                | 7.34                  | 840                                   | 6,292                  | 7.49                  |
| <i>Mussels, Whole Chilled</i>          | 11,760                      | 30,566                 | 2.60                  | 11,460                                | 29,816                 | 2.60                  |
| <i>Mussels, Whole Frozen</i>           | 19,522                      | 67,113                 | 3.44                  | 692                                   | 2,691                  | 3.89                  |
| <b>Total for Mussels</b>               | <b>103,873</b>              | <b>480,167</b>         |                       | <b>23,090</b>                         | <b>72,661</b>          |                       |
| <b>Octopus</b>                         |                             |                        |                       |                                       |                        |                       |
| <i>Other Molluscs, Frozen Whole</i>    | 2,940                       | 24,755                 | 8.42                  | 60                                    | 566                    | 9.43                  |
| <b>Total for Octopus</b>               | <b>2,940</b>                | <b>24,755</b>          |                       | <b>60</b>                             | <b>566</b>             |                       |
| <b>Orange Roughy</b>                   |                             |                        |                       |                                       |                        |                       |
| <i>Finfish, Frozen Fillets</i>         | 300                         | 3,596                  | 11.99                 |                                       |                        |                       |
| <b>Total for Orange Roughy</b>         | <b>300</b>                  | <b>3,596</b>           |                       |                                       |                        |                       |
| <b>Other chilled fillets</b>           |                             |                        |                       |                                       |                        |                       |
| <i>Finfish, Chilled Fillets</i>        | 175                         | 2,963                  | 16.93                 |                                       |                        |                       |
| <b>Total for Other chilled fillets</b> | <b>175</b>                  | <b>2,963</b>           |                       |                                       |                        |                       |
| <b>Other clams frozen</b>              |                             |                        |                       |                                       |                        |                       |
| <i>Other Molluscs, Frozen</i>          | 400                         | 4,093                  | 10.23                 | 200                                   | 2,043                  | 10.22                 |
| <b>Total for Other clams frozen</b>    | <b>400</b>                  | <b>4,093</b>           |                       | <b>200</b>                            | <b>2,043</b>           |                       |
| <b>Other Crustacea</b>                 |                             |                        |                       |                                       |                        |                       |
| <i>Other Crustacea, Frozen</i>         | 606                         | 5,304                  | 8.75                  |                                       |                        |                       |
| <b>Total for Other Crustacea</b>       | <b>606</b>                  | <b>5,304</b>           |                       |                                       |                        |                       |



| <b>NETT</b>                                    | <i>Jan 2012 -- Dec 2012</i> |                              |                       | <i>Month-to-Date: December - 2012</i> |                              |                       |
|--|-----------------------------|------------------------------|-----------------------|---------------------------------------|------------------------------|-----------------------|
|  | <i>Weight<br/>(kg)</i>      | <i>FOB* Value<br/>(\$NZ)</i> | <i>Unit<br/>Value</i> | <i>Weight<br/>(kg)</i>                | <i>FOB* Value<br/>(\$NZ)</i> | <i>Unit<br/>Value</i> |
| <b>New Caledonia</b>                           |                             |                              |                       |                                       |                              |                       |
| <b>Other Dogfish/Shark</b>                     |                             |                              |                       |                                       |                              |                       |
| <i>Finfish, Frozen Other form</i>              | 50                          | 230                          | 4.60                  |                                       |                              |                       |
| <b>Total for Other Dogfish/Shark</b>           | <b>50</b>                   | <b>230</b>                   |                       |                                       |                              |                       |
| <b>Other dried finfish</b>                     |                             |                              |                       |                                       |                              |                       |
| <i>Other, Processed Dried</i>                  | 18                          | 126                          | 7.00                  | 4                                     | 46                           | 11.50                 |
| <b>Total for Other dried finfish</b>           | <b>18</b>                   | <b>126</b>                   |                       | <b>4</b>                              | <b>46</b>                    |                       |
| <b>Other Fish Packed</b>                       |                             |                              |                       |                                       |                              |                       |
| <i>Other, Processed Cans or Jars, Whole or</i> | 300                         | 2,250                        | 7.50                  |                                       |                              |                       |
| <b>Total for Other Fish Packed</b>             | <b>300</b>                  | <b>2,250</b>                 |                       |                                       |                              |                       |
| <b>Other Flatfish</b>                          |                             |                              |                       |                                       |                              |                       |
| <i>Finfish, Frozen Fillets</i>                 | 195                         | 2,438                        | 12.50                 |                                       |                              |                       |
| <b>Total for Other Flatfish</b>                | <b>195</b>                  | <b>2,438</b>                 |                       |                                       |                              |                       |
| <b>Other frozen fillets</b>                    |                             |                              |                       |                                       |                              |                       |
| <i>Finfish, Frozen Fillets</i>                 | 565                         | 6,844                        | 12.11                 |                                       |                              |                       |
| <b>Total for Other frozen fillets</b>          | <b>565</b>                  | <b>6,844</b>                 |                       |                                       |                              |                       |
| <b>Other frozen finfish</b>                    |                             |                              |                       |                                       |                              |                       |
| <i>Finfish, Frozen Headed and Guttled</i>      | 200                         | 875                          | 4.38                  |                                       |                              |                       |
| <i>Finfish, Frozen Other form</i>              | 60                          | 194                          | 3.23                  |                                       |                              |                       |
| <b>Total for Other frozen finfish</b>          | <b>260</b>                  | <b>1,069</b>                 |                       |                                       |                              |                       |
| <b>Other Molluscs</b>                          |                             |                              |                       |                                       |                              |                       |
| <i>Other Molluscs, Live</i>                    | 5                           | 54                           | 10.80                 |                                       |                              |                       |
| <b>Total for Other Molluscs</b>                | <b>5</b>                    | <b>54</b>                    |                       |                                       |                              |                       |
| <b>Other preparations</b>                      |                             |                              |                       |                                       |                              |                       |
| <i>Other, Processed Other</i>                  | 77,576                      | 647,076                      | 8.34                  | 1,718                                 | 11,920                       | 6.94                  |
| <b>Total for Other preparations</b>            | <b>77,576</b>               | <b>647,076</b>               |                       | <b>1,718</b>                          | <b>11,920</b>                |                       |
| <b>Oysters, Pacific</b>                        |                             |                              |                       |                                       |                              |                       |
| <i>Oysters, Live</i>                           | 98,219                      | 902,816                      | 9.19                  | 54,697                                | 515,372                      | 9.42                  |
| <i>Oysters, Chilled</i>                        | 25,811                      | 210,999                      | 8.17                  |                                       |                              |                       |
| <i>Oysters, Frozen</i>                         | 3,000                       | 37,900                       | 12.63                 |                                       |                              |                       |
| <b>Total for Oysters, Pacific</b>              | <b>127,030</b>              | <b>1,151,715</b>             |                       | <b>54,697</b>                         | <b>515,372</b>               |                       |
| <b>Oysters, Rock</b>                           |                             |                              |                       |                                       |                              |                       |
| <i>Oysters, Chilled</i>                        | 400                         | 3,530                        | 8.83                  |                                       |                              |                       |
| <b>Total for Oysters, Rock</b>                 | <b>400</b>                  | <b>3,530</b>                 |                       |                                       |                              |                       |
| <b>Rays &amp; Skates</b>                       |                             |                              |                       |                                       |                              |                       |
| <i>Finfish, Frozen Fillets</i>                 | 1,050                       | 3,848                        | 3.66                  |                                       |                              |                       |
| <i>Finfish, Frozen Other form</i>              | 1,200                       | 6,233                        | 5.19                  |                                       |                              |                       |
| <b>Total for Rays &amp; Skates</b>             | <b>2,250</b>                | <b>10,081</b>                |                       |                                       |                              |                       |

| <i>NETT</i>                               | <i>Jan 2012 -- Dec 2012</i> |                          |                   | <i>Month-to-Date: December - 2012</i> |                          |                   |
|---|-----------------------------|--------------------------|-------------------|---------------------------------------|--------------------------|-------------------|
|   | <i>Weight (kg)</i>          | <i>FOB* Value (\$NZ)</i> | <i>Unit Value</i> | <i>Weight (kg)</i>                    | <i>FOB* Value (\$NZ)</i> | <i>Unit Value</i> |
| <b>New Caledonia</b>                      |                             |                          |                   |                                       |                          |                   |
| <b>Salmon</b>                             |                             |                          |                   |                                       |                          |                   |
| <i>Finfish, Chilled Fillets</i>           | 9,107                       | 190,845                  | 20.96             |                                       |                          |                   |
| <i>Finfish, Frozen Fillets</i>            | 10,298                      | 246,387                  | 23.93             |                                       |                          |                   |
| <i>Finfish, Processed Smoked</i>          | 1,240                       | 54,941                   | 44.31             |                                       |                          |                   |
| <b>Total for Salmon</b>                   | <b>20,645</b>               | <b>492,173</b>           |                   |                                       |                          |                   |
| <b>Salmon, Pacific</b>                    |                             |                          |                   |                                       |                          |                   |
| <i>Finfish, Chilled Other form</i>        | 3,093                       | 65,678                   | 21.23             |                                       |                          |                   |
| <i>Finfish, Chilled Whole</i>             | 1,351                       | 23,948                   | 17.73             | 232                                   | 3,883                    | 16.74             |
| <i>Finfish, Frozen Headed and Guttled</i> | 3,785                       | 85,150                   | 22.50             |                                       |                          |                   |
| <i>Finfish, Frozen Other form</i>         | 3,165                       | 79,143                   | 25.01             | 2,159                                 | 53,985                   | 25.00             |
| <i>Finfish, Frozen Whole</i>              | 227                         | 5,685                    | 25.04             | 126                                   | 3,149                    | 24.99             |
| <b>Total for Salmon, Pacific</b>          | <b>11,621</b>               | <b>259,604</b>           |                   | <b>2,517</b>                          | <b>61,017</b>            |                   |
| <b>Salmonidae</b>                         |                             |                          |                   |                                       |                          |                   |
| <i>Finfish, Chilled Other form</i>        | 21                          | 652                      | 31.05             |                                       |                          |                   |
| <b>Total for Salmonidae</b>               | <b>21</b>                   | <b>652</b>               |                   |                                       |                          |                   |
| <b>Sardines</b>                           |                             |                          |                   |                                       |                          |                   |
| <i>Finfish, Frozen Whole</i>              | 14,740                      | 26,302                   | 1.78              |                                       |                          |                   |
| <b>Total for Sardines</b>                 | <b>14,740</b>               | <b>26,302</b>            |                   |                                       |                          |                   |
| <b>Scallops</b>                           |                             |                          |                   |                                       |                          |                   |
| <i>Other Molluscs, Live</i>               | 675                         | 1,674                    | 2.48              | 675                                   | 1,674                    | 2.48              |
| <i>Other Molluscs, Frozen</i>             | 750                         | 18,317                   | 24.42             |                                       |                          |                   |
| <b>Total for Scallops</b>                 | <b>1,425</b>                | <b>19,991</b>            |                   | <b>675</b>                            | <b>1,674</b>             |                   |
| <b>Shrimps &amp; Prawns</b>               |                             |                          |                   |                                       |                          |                   |
| <i>Other Crustacea, Processed</i>         | 900                         | 10,072                   | 11.19             |                                       |                          |                   |
| <b>Total for Shrimps &amp; Prawns</b>     | <b>900</b>                  | <b>10,072</b>            |                   |                                       |                          |                   |
| <b>Sole</b>                               |                             |                          |                   |                                       |                          |                   |
| <i>Finfish, Frozen Whole</i>              | 1,000                       | 6,536                    | 6.54              |                                       |                          |                   |
| <b>Total for Sole</b>                     | <b>1,000</b>                | <b>6,536</b>             |                   |                                       |                          |                   |
| <b>Sole, Lemon</b>                        |                             |                          |                   |                                       |                          |                   |
| <i>Finfish, Frozen Whole</i>              | 150                         | 900                      | 6.00              |                                       |                          |                   |
| <b>Total for Sole, Lemon</b>              | <b>150</b>                  | <b>900</b>               |                   |                                       |                          |                   |
| <b>Sole, New Zealand</b>                  |                             |                          |                   |                                       |                          |                   |
| <i>Finfish, Frozen Other form</i>         | 820                         | 5,497                    | 6.70              |                                       |                          |                   |
| <i>Finfish, Frozen Whole</i>              | 2,880                       | 17,301                   | 6.01              | 330                                   | 2,033                    | 6.16              |
| <b>Total for Sole, New Zealand</b>        | <b>3,700</b>                | <b>22,798</b>            |                   | <b>330</b>                            | <b>2,033</b>             |                   |
| <b>Southern Blue Whiting</b>              |                             |                          |                   |                                       |                          |                   |
| <i>Finfish, Frozen Fillets</i>            | 300                         | 2,040                    | 6.80              |                                       |                          |                   |
| <b>Total for Southern Blue Whiting</b>    | <b>300</b>                  | <b>2,040</b>             |                   |                                       |                          |                   |

| <b>NETT</b>                                     | <b>Jan 2012 -- Dec 2012</b> |                              |                       | <b>Month-to-Date: December - 2012</b> |                              |                       |
|---|-----------------------------|------------------------------|-----------------------|---------------------------------------|------------------------------|-----------------------|
|   | <b>Weight<br/>(kg)</b>      | <b>FOB* Value<br/>(\$NZ)</b> | <b>Unit<br/>Value</b> | <b>Weight<br/>(kg)</b>                | <b>FOB* Value<br/>(\$NZ)</b> | <b>Unit<br/>Value</b> |
| <b>New Caledonia</b>                            |                             |                              |                       |                                       |                              |                       |
| <b>Squid</b>                                    |                             |                              |                       |                                       |                              |                       |
| <i>Squid, Frozen Other Form</i>                 | 1,630                       | 21,917                       | 13.45                 |                                       |                              |                       |
| <i>Squid, Frozen Tubes/Steaks</i>               | 20,571                      | 171,628                      | 8.34                  | 1,100                                 | 7,455                        | 6.78                  |
| <i>Squid, Frozen Whole</i>                      | 3,150                       | 12,470                       | 3.96                  |                                       |                              |                       |
| <i>Squid, Processed Packed</i>                  | 300                         | 2,520                        | 8.40                  |                                       |                              |                       |
| <b>Total for Squid</b>                          | <b>25,651</b>               | <b>208,535</b>               |                       | <b>1,100</b>                          | <b>7,455</b>                 |                       |
| <b>Surimi, Other species</b>                    |                             |                              |                       |                                       |                              |                       |
| <i>Finfish, Surimi Other</i>                    | 8,975                       | 43,523                       | 4.85                  | 730                                   | 3,194                        | 4.38                  |
| <b>Total for Surimi, Other species</b>          | <b>8,975</b>                | <b>43,523</b>                |                       | <b>730</b>                            | <b>3,194</b>                 |                       |
| <b>Tarakihi</b>                                 |                             |                              |                       |                                       |                              |                       |
| <i>Finfish, Frozen Other form</i>               | 50                          | 965                          | 19.30                 |                                       |                              |                       |
| <b>Total for Tarakihi</b>                       | <b>50</b>                   | <b>965</b>                   |                       |                                       |                              |                       |
| <b>Trevally</b>                                 |                             |                              |                       |                                       |                              |                       |
| <i>Finfish, Frozen Fillets</i>                  | 200                         | 2,050                        | 10.25                 |                                       |                              |                       |
| <i>Finfish, Frozen Other form</i>               | 290                         | 2,751                        | 9.49                  |                                       |                              |                       |
| <i>Finfish, Frozen Whole</i>                    | 100                         | 300                          | 3.00                  |                                       |                              |                       |
| <b>Total for Trevally</b>                       | <b>590</b>                  | <b>5,101</b>                 |                       |                                       |                              |                       |
| <b>Tunas &amp; Atlantic Bonito</b>              |                             |                              |                       |                                       |                              |                       |
| <i>Finfish, Processed Cans or Jars, Whole o</i> | 3                           | 25                           | 8.33                  |                                       |                              |                       |
| <b>Total for Tunas &amp; Atlantic Bonit</b>     | <b>3</b>                    | <b>25</b>                    |                       |                                       |                              |                       |
| <b>Warehou, Blue</b>                            |                             |                              |                       |                                       |                              |                       |
| <i>Finfish, Frozen Fillets</i>                  | 300                         | 2,925                        | 9.75                  |                                       |                              |                       |
| <b>Total for Warehou, Blue</b>                  | <b>300</b>                  | <b>2,925</b>                 |                       |                                       |                              |                       |
| <b>Total for New Caledonia</b>                  | <b>492,614</b>              | <b>4,027,733</b>             |                       | <b>89,288</b>                         | <b>704,944</b>               |                       |

| <i>NETT</i>                     | <i>Jan 2012 -- Dec 2012</i> |                        |                                 | <i>Month-to-Date: December - 2012</i> |                        |                                 |
|---------------------------------|-----------------------------|------------------------|---------------------------------|---------------------------------------|------------------------|---------------------------------|
|                                 | <i>Weight<br/>(kg)</i>      | <i>FOB*<br/>(\$NZ)</i> | <i>Value<br/>Unit<br/>Value</i> | <i>Weight<br/>(kg)</i>                | <i>FOB*<br/>(\$NZ)</i> | <i>Value<br/>Unit<br/>Value</i> |
| <b>Nigeria</b>                  |                             |                        |                                 |                                       |                        |                                 |
| <b>Mackerel, Jack</b>           |                             |                        |                                 |                                       |                        |                                 |
| <i>Finfish, Frozen Whole</i>    | 2,259,543                   | 3,505,983              | 1.55                            |                                       |                        |                                 |
| <b>Total for Mackerel, Jack</b> | <b>2,259,543</b>            | <b>3,505,983</b>       |                                 |                                       |                        |                                 |
| <b>Total for Nigeria</b>        | <b>2,259,543</b>            | <b>3,505,983</b>       |                                 |                                       |                        |                                 |

| <b>NETT</b>                                      | <b>Jan 2012 -- Dec 2012</b> |                              |                       | <b>Month-to-Date: December - 2012</b> |                              |                       |
|--|-----------------------------|------------------------------|-----------------------|---------------------------------------|------------------------------|-----------------------|
|  | <b>Weight<br/>(kg)</b>      | <b>FOB* Value<br/>(\$NZ)</b> | <b>Unit<br/>Value</b> | <b>Weight<br/>(kg)</b>                | <b>FOB* Value<br/>(\$NZ)</b> | <b>Unit<br/>Value</b> |
| <b>Niue</b>                                      |                             |                              |                       |                                       |                              |                       |
| <b>Crab</b>                                      |                             |                              |                       |                                       |                              |                       |
| <i>Other Crustacea, Frozen</i>                   | 12                          | 103                          | 8.58                  |                                       |                              |                       |
| <i>Other Crustacea, Processed</i>                | 200                         | 980                          | 4.90                  |                                       |                              |                       |
| <b>Total for Crab</b>                            | <b>212</b>                  | <b>1,083</b>                 |                       |                                       |                              |                       |
| <b>Cuttle fish</b>                               |                             |                              |                       |                                       |                              |                       |
| <i>Other Molluscs, Dried, Salted or in Brine</i> | 204                         | 1,746                        | 8.56                  |                                       |                              |                       |
| <b>Total for Cuttle fish</b>                     | <b>204</b>                  | <b>1,746</b>                 |                       |                                       |                              |                       |
| <b>Fish cakes</b>                                |                             |                              |                       |                                       |                              |                       |
| <i>Finfish, Processed Other</i>                  | 656                         | 2,859                        | 4.36                  |                                       |                              |                       |
| <b>Total for Fish cakes</b>                      | <b>656</b>                  | <b>2,859</b>                 |                       |                                       |                              |                       |
| <b>Fish fingers</b>                              |                             |                              |                       |                                       |                              |                       |
| <i>Finfish, Processed Other</i>                  | 520                         | 1,786                        | 3.43                  |                                       |                              |                       |
| <b>Total for Fish fingers</b>                    | <b>520</b>                  | <b>1,786</b>                 |                       |                                       |                              |                       |
| <b>Mackerel</b>                                  |                             |                              |                       |                                       |                              |                       |
| <i>Finfish, Processed Cans or Jars, Whole o</i>  | 1,156                       | 7,688                        | 6.65                  | 153                                   | 860                          | 5.62                  |
| <b>Total for Mackerel</b>                        | <b>1,156</b>                | <b>7,688</b>                 |                       | <b>153</b>                            | <b>860</b>                   |                       |
| <b>Mussels</b>                                   |                             |                              |                       |                                       |                              |                       |
| <i>Mussels, HS Frozen</i>                        | 10                          | 1,298                        | 129.80                |                                       |                              |                       |
| <i>Mussels, Meat Frozen</i>                      | 50                          | 405                          | 8.10                  |                                       |                              |                       |
| <i>Mussels, Whole Frozen</i>                     | 60                          | 487                          | 8.12                  |                                       |                              |                       |
| <i>Mussels, Processed Packed</i>                 | 27                          | 277                          | 10.26                 |                                       |                              |                       |
| <b>Total for Mussels</b>                         | <b>147</b>                  | <b>2,467</b>                 |                       |                                       |                              |                       |
| <b>Other Fish Packed</b>                         |                             |                              |                       |                                       |                              |                       |
| <i>Other, Processed Cans or Jars, Whole or</i>   | 637                         | 10,988                       | 17.25                 |                                       |                              |                       |
| <b>Total for Other Fish Packed</b>               | <b>637</b>                  | <b>10,988</b>                |                       |                                       |                              |                       |
| <b>Other minced</b>                              |                             |                              |                       |                                       |                              |                       |
| <i>Finfish, Processed Packed</i>                 | 126                         | 13,275                       | 105.36                |                                       |                              |                       |
| <b>Total for Other minced</b>                    | <b>126</b>                  | <b>13,275</b>                |                       |                                       |                              |                       |
| <b>Oysters, Rock</b>                             |                             |                              |                       |                                       |                              |                       |
| <i>Oysters, Live</i>                             | 3                           | 386                          | 128.67                |                                       |                              |                       |
| <b>Total for Oysters, Rock</b>                   | <b>3</b>                    | <b>386</b>                   |                       |                                       |                              |                       |
| <b>Salmon</b>                                    |                             |                              |                       |                                       |                              |                       |
| <i>Finfish, Chilled Fillets</i>                  | 11                          | 267                          | 24.27                 |                                       |                              |                       |
| <i>Finfish, Processed Cans or Jars, Whole o</i>  | 1,743                       | 54,230                       | 31.11                 | 32                                    | 1,146                        | 35.81                 |
| <b>Total for Salmon</b>                          | <b>1,754</b>                | <b>54,497</b>                |                       | <b>32</b>                             | <b>1,146</b>                 |                       |
| <b>Sardines</b>                                  |                             |                              |                       |                                       |                              |                       |
| <i>Finfish, Processed Cans or Jars, Minced</i>   | 40                          | 838                          | 20.95                 | 15                                    | 319                          | 21.27                 |
| <i>Finfish, Processed Cans or Jars, Whole o</i>  | 117                         | 1,752                        | 14.97                 |                                       |                              |                       |

| <b>NETT</b>                              | <b>Jan 2012 -- Dec 2012</b> |                              |                       | <b>Month-to-Date: December - 2012</b> |                              |                       |
|--|-----------------------------|------------------------------|-----------------------|---------------------------------------|------------------------------|-----------------------|
|  | <b>Weight<br/>(kg)</b>      | <b>FOB* Value<br/>(\$NZ)</b> | <b>Unit<br/>Value</b> | <b>Weight<br/>(kg)</b>                | <b>FOB* Value<br/>(\$NZ)</b> | <b>Unit<br/>Value</b> |
| <b>Niue</b>                              |                             |                              |                       |                                       |                              |                       |
| Total for Sardines                       | 157                         | 2,590                        |                       | 15                                    | 319                          |                       |
| <b>Shrimps &amp; Prawns</b>              |                             |                              |                       |                                       |                              |                       |
| Other Crustacea, Processed Cans or Jar   | 5                           | 770                          | 154.00                |                                       |                              |                       |
| Total for Shrimps & Prawns               | 5                           | 770                          |                       |                                       |                              |                       |
| <b>Shrimps &amp; Prawns cold-water</b>   |                             |                              |                       |                                       |                              |                       |
| Other Crustacea, Frozen                  | 961                         | 11,903                       | 12.39                 |                                       |                              |                       |
| Total for Shrimps & Prawns col           | 961                         | 11,903                       |                       |                                       |                              |                       |
| <b>Squid</b>                             |                             |                              |                       |                                       |                              |                       |
| Squid, Dried, Salted or in Brine         | 14                          | 761                          | 54.36                 |                                       |                              |                       |
| Total for Squid                          | 14                          | 761                          |                       |                                       |                              |                       |
| <b>Tunas &amp; Atlantic Bonito</b>       |                             |                              |                       |                                       |                              |                       |
| Finfish, Processed Cans or Jars, Whole o | 4,847                       | 43,329                       | 8.94                  | 321                                   | 3,399                        | 10.59                 |
| Total for Tunas & Atlantic Bonit         | 4,847                       | 43,329                       |                       | 321                                   | 3,399                        |                       |
| Total for Niue                           | 11,399                      | 156,128                      |                       | 521                                   | 5,724                        |                       |

| <b>NETT</b>                                     | <b>Jan 2012 -- Dec 2012</b> |                              |                       | <b>Month-to-Date: December - 2012</b> |                              |                       |
|---|-----------------------------|------------------------------|-----------------------|---------------------------------------|------------------------------|-----------------------|
|   | <b>Weight<br/>(kg)</b>      | <b>FOB* Value<br/>(\$NZ)</b> | <b>Unit<br/>Value</b> | <b>Weight<br/>(kg)</b>                | <b>FOB* Value<br/>(\$NZ)</b> | <b>Unit<br/>Value</b> |
| <b>Norfolk Island</b>                           |                             |                              |                       |                                       |                              |                       |
| <b>Fish cakes</b>                               |                             |                              |                       |                                       |                              |                       |
| <i>Finfish, Processed Other</i>                 | 40                          | 250                          | 6.25                  |                                       |                              |                       |
| <b>Total for Fish cakes</b>                     | <b>40</b>                   | <b>250</b>                   |                       |                                       |                              |                       |
| <b>Fish prod unfit for human</b>                |                             |                              |                       |                                       |                              |                       |
| <i>Finfish, Processed Other</i>                 | 192                         | 907                          | 4.72                  |                                       |                              |                       |
| <b>Total for Fish prod unfit for hum</b>        | <b>192</b>                  | <b>907</b>                   |                       |                                       |                              |                       |
| <b>Herrings</b>                                 |                             |                              |                       |                                       |                              |                       |
| <i>Finfish, Frozen Fillets</i>                  | 4                           | 63                           | 15.75                 |                                       |                              |                       |
| <b>Total for Herrings</b>                       | <b>4</b>                    | <b>63</b>                    |                       |                                       |                              |                       |
| <b>Mussels</b>                                  |                             |                              |                       |                                       |                              |                       |
| <i>Mussels, HS Frozen</i>                       | 620                         | 4,943                        | 7.97                  |                                       |                              |                       |
| <i>Mussels, Meat Frozen</i>                     | 264                         | 2,040                        | 7.73                  |                                       |                              |                       |
| <i>Mussels, Processed Packed</i>                | 30                          | 269                          | 8.97                  |                                       |                              |                       |
| <b>Total for Mussels</b>                        | <b>914</b>                  | <b>7,252</b>                 |                       |                                       |                              |                       |
| <b>Octopus</b>                                  |                             |                              |                       |                                       |                              |                       |
| <i>Other Molluscs, Frozen Whole</i>             | 70                          | 609                          | 8.70                  |                                       |                              |                       |
| <b>Total for Octopus</b>                        | <b>70</b>                   | <b>609</b>                   |                       |                                       |                              |                       |
| <b>Other smoked fish</b>                        |                             |                              |                       |                                       |                              |                       |
| <i>Other, Processed Smoked</i>                  | 4                           | 63                           | 15.75                 |                                       |                              |                       |
| <b>Total for Other smoked fish</b>              | <b>4</b>                    | <b>63</b>                    |                       |                                       |                              |                       |
| <b>Oysters, Pacific</b>                         |                             |                              |                       |                                       |                              |                       |
| <i>Oysters, Frozen</i>                          | 234                         | 3,143                        | 13.43                 | 234                                   | 3,143                        | 13.43                 |
| <b>Total for Oysters, Pacific</b>               | <b>234</b>                  | <b>3,143</b>                 |                       | <b>234</b>                            | <b>3,143</b>                 |                       |
| <b>Salmon</b>                                   |                             |                              |                       |                                       |                              |                       |
| <i>Finfish, Processed Cans or Jars, Whole o</i> | 329                         | 3,098                        | 9.42                  |                                       |                              |                       |
| <b>Total for Salmon</b>                         | <b>329</b>                  | <b>3,098</b>                 |                       |                                       |                              |                       |
| <b>Sardines</b>                                 |                             |                              |                       |                                       |                              |                       |
| <i>Finfish, Chilled Whole</i>                   | 150                         | 108                          | 0.72                  |                                       |                              |                       |
| <b>Total for Sardines</b>                       | <b>150</b>                  | <b>108</b>                   |                       |                                       |                              |                       |
| <b>Scallops</b>                                 |                             |                              |                       |                                       |                              |                       |
| <i>Other Molluscs, Frozen</i>                   | 482                         | 3,988                        | 8.27                  |                                       |                              |                       |
| <b>Total for Scallops</b>                       | <b>482</b>                  | <b>3,988</b>                 |                       |                                       |                              |                       |
| <b>Shrimps &amp; Prawns</b>                     |                             |                              |                       |                                       |                              |                       |
| <i>Other Crustacea, Processed</i>               | 910                         | 18,498                       | 20.33                 |                                       |                              |                       |
| <b>Total for Shrimps &amp; Prawns</b>           | <b>910</b>                  | <b>18,498</b>                |                       |                                       |                              |                       |
| <b>Shrimps &amp; Prawns cold-water</b>          |                             |                              |                       |                                       |                              |                       |
| <i>Other Crustacea, Frozen</i>                  | 750                         | 13,473                       | 17.96                 |                                       |                              |                       |

| <b>NETT</b>                                     | <b>Jan 2012 -- Dec 2012</b> |                              |                       | <b>Month-to-Date: December - 2012</b> |                              |                       |
|---|-----------------------------|------------------------------|-----------------------|---------------------------------------|------------------------------|-----------------------|
|   | <b>Weight<br/>(kg)</b>      | <b>FOB* Value<br/>(\$NZ)</b> | <b>Unit<br/>Value</b> | <b>Weight<br/>(kg)</b>                | <b>FOB* Value<br/>(\$NZ)</b> | <b>Unit<br/>Value</b> |
| <b>Norfolk Island</b>                           |                             |                              |                       |                                       |                              |                       |
| Total for Shrimps & Prawns col                  | 750                         | 13,473                       |                       |                                       |                              |                       |
| <b>Shrimps &amp; Prawns other</b>               |                             |                              |                       |                                       |                              |                       |
| <i>Other Crustacea, Frozen</i>                  | 2,579                       | 41,218                       | 15.98                 |                                       |                              |                       |
| Total for Shrimps & Prawns oth                  | 2,579                       | 41,218                       |                       |                                       |                              |                       |
| <b>Sprats</b>                                   |                             |                              |                       |                                       |                              |                       |
| <i>Finfish, Processed Cans or Jars, Whole o</i> | 613                         | 5,107                        | 8.33                  |                                       |                              |                       |
| Total for Sprats                                | 613                         | 5,107                        |                       |                                       |                              |                       |
| <b>Squid</b>                                    |                             |                              |                       |                                       |                              |                       |
| <i>Squid, Frozen Other Form</i>                 | 180                         | 1,515                        | 8.42                  |                                       |                              |                       |
| <i>Squid, Frozen Tubes/Steaks</i>               | 444                         | 2,310                        | 5.20                  |                                       |                              |                       |
| Total for Squid                                 | 624                         | 3,825                        |                       |                                       |                              |                       |
| <b>Surimi, Other species</b>                    |                             |                              |                       |                                       |                              |                       |
| <i>Finfish, Surimi Other</i>                    | 430                         | 2,941                        | 6.84                  |                                       |                              |                       |
| Total for Surimi, Other species                 | 430                         | 2,941                        |                       |                                       |                              |                       |
| <b>Tunas &amp; Atlantic Bonito</b>              |                             |                              |                       |                                       |                              |                       |
| <i>Finfish, Processed Cans or Jars, Whole o</i> | 149                         | 1,746                        | 11.72                 |                                       |                              |                       |
| Total for Tunas & Atlantic Bonit                | 149                         | 1,746                        |                       |                                       |                              |                       |
| <b>Whitebait</b>                                |                             |                              |                       |                                       |                              |                       |
| <i>Finfish, Frozen Whole</i>                    | 45                          | 560                          | 12.44                 |                                       |                              |                       |
| Total for Whitebait                             | 45                          | 560                          |                       |                                       |                              |                       |
| Total for Norfolk Island                        | 8,519                       | 106,849                      |                       | 234                                   | 3,143                        |                       |



| <i>NETT</i>                             | <i>Jan 2012 -- Dec 2012</i> |                              |                       | <i>Month-to-Date: December - 2012</i> |                              |                       |
|---|-----------------------------|------------------------------|-----------------------|---------------------------------------|------------------------------|-----------------------|
|   | <i>Weight<br/>(kg)</i>      | <i>FOB* Value<br/>(\$NZ)</i> | <i>Unit<br/>Value</i> | <i>Weight<br/>(kg)</i>                | <i>FOB* Value<br/>(\$NZ)</i> | <i>Unit<br/>Value</i> |
| <b>Northern Mariana Islands</b>         |                             |                              |                       |                                       |                              |                       |
| <b>Mussels</b>                          |                             |                              |                       |                                       |                              |                       |
| <i>Mussels, HS Frozen</i>               | 42,435                      | 272,143                      | 6.41                  |                                       |                              |                       |
| <b>Total for Mussels</b>                | 42,435                      | 272,143                      |                       |                                       |                              |                       |
| <b>Total for Northern Mariana Islan</b> | 42,435                      | 272,143                      |                       |                                       |                              |                       |

| <i>NETT</i>                           | <i>Jan 2012 -- Dec 2012</i> |                              |                       | <i>Month-to-Date: December - 2012</i> |                              |                       |
|---------------------------------------|-----------------------------|------------------------------|-----------------------|---------------------------------------|------------------------------|-----------------------|
|                                       | <i>Weight<br/>(kg)</i>      | <i>FOB* Value<br/>(\$NZ)</i> | <i>Unit<br/>Value</i> | <i>Weight<br/>(kg)</i>                | <i>FOB* Value<br/>(\$NZ)</i> | <i>Unit<br/>Value</i> |
| <b>Norway</b>                         |                             |                              |                       |                                       |                              |                       |
| <b>Monkfish (Stargazer)</b>           |                             |                              |                       |                                       |                              |                       |
| <i>Finfish, Frozen Other form</i>     | 22,250                      | 134,710                      | 6.05                  |                                       |                              |                       |
| <b>Total for Monkfish (Stargazer)</b> | <b>22,250</b>               | <b>134,710</b>               |                       |                                       |                              |                       |
| <b>Mussels</b>                        |                             |                              |                       |                                       |                              |                       |
| <i>Mussels, Freeze-dried pwd</i>      | 501                         | 47,415                       | 94.64                 |                                       |                              |                       |
| <b>Total for Mussels</b>              | <b>501</b>                  | <b>47,415</b>                |                       |                                       |                              |                       |
| <b>Other preparations</b>             |                             |                              |                       |                                       |                              |                       |
| <i>Other, Processed Other</i>         | 65,937                      | 355,401                      | 5.39                  |                                       |                              |                       |
| <b>Total for Other preparations</b>   | <b>65,937</b>               | <b>355,401</b>               |                       |                                       |                              |                       |
| <b>Total for Norway</b>               | <b>88,688</b>               | <b>537,526</b>               |                       |                                       |                              |                       |

| <i>NETT</i>                     | <i>Jan 2012 -- Dec 2012</i> |                              |                       | <i>Month-to-Date: December - 2012</i> |                              |                       |
|---------------------------------|-----------------------------|------------------------------|-----------------------|---------------------------------------|------------------------------|-----------------------|
|                                 | <i>Weight<br/>(kg)</i>      | <i>FOB* Value<br/>(\$NZ)</i> | <i>Unit<br/>Value</i> | <i>Weight<br/>(kg)</i>                | <i>FOB* Value<br/>(\$NZ)</i> | <i>Unit<br/>Value</i> |
| <b>Oman</b>                     |                             |                              |                       |                                       |                              |                       |
| <b>Mackerel, Blue</b>           |                             |                              |                       |                                       |                              |                       |
| <i>Finfish, Frozen Whole</i>    | 15,175                      | 23,451                       | 1.55                  |                                       |                              |                       |
| <b>Total for Mackerel, Blue</b> | <b>15,175</b>               | <b>23,451</b>                |                       |                                       |                              |                       |
| <b>Trevally</b>                 |                             |                              |                       |                                       |                              |                       |
| <i>Finfish, Frozen Whole</i>    | 183,920                     | 410,987                      | 2.23                  |                                       |                              |                       |
| <b>Total for Trevally</b>       | <b>183,920</b>              | <b>410,987</b>               |                       |                                       |                              |                       |
| <b>Total for Oman</b>           | <b>199,095</b>              | <b>434,438</b>               |                       |                                       |                              |                       |

| <b>NETT</b>                       | <i>Jan 2012 -- Dec 2012</i> |                              |                       | <i>Month-to-Date: December - 2012</i> |                              |                       |
|-----------------------------------|-----------------------------|------------------------------|-----------------------|---------------------------------------|------------------------------|-----------------------|
|                                   | <i>Weight<br/>(kg)</i>      | <i>FOB* Value<br/>(\$NZ)</i> | <i>Unit<br/>Value</i> | <i>Weight<br/>(kg)</i>                | <i>FOB* Value<br/>(\$NZ)</i> | <i>Unit<br/>Value</i> |
| <b>Palau</b>                      |                             |                              |                       |                                       |                              |                       |
| <b>Cod</b>                        |                             |                              |                       |                                       |                              |                       |
| <i>Finfish, Frozen Fillets</i>    | 4                           | 178                          | 44.50                 | 4                                     | 178                          | 44.50                 |
| <b>Total for Cod</b>              | 4                           | 178                          |                       | 4                                     | 178                          |                       |
| <b>Flounder</b>                   |                             |                              |                       |                                       |                              |                       |
| <i>Finfish, Frozen Whole</i>      | 7                           | 308                          | 44.00                 | 7                                     | 308                          | 44.00                 |
| <b>Total for Flounder</b>         | 7                           | 308                          |                       | 7                                     | 308                          |                       |
| <b>Salmon</b>                     |                             |                              |                       |                                       |                              |                       |
| <i>Finfish, Processed Smoked</i>  | 4                           | 323                          | 80.75                 | 4                                     | 323                          | 80.75                 |
| <b>Total for Salmon</b>           | 4                           | 323                          |                       | 4                                     | 323                          |                       |
| <b>Salmon, Pacific</b>            |                             |                              |                       |                                       |                              |                       |
| <i>Finfish, Frozen Other form</i> | 3                           | 125                          | 41.67                 | 3                                     | 125                          | 41.67                 |
| <b>Total for Salmon, Pacific</b>  | 3                           | 125                          |                       | 3                                     | 125                          |                       |
| <b>Total for Palau</b>            | 18                          | 934                          |                       | 18                                    | 934                          |                       |

| <b>NETT</b>                                      | <b>Jan 2012 -- Dec 2012</b> |                              |                       | <b>Month-to-Date: December - 2012</b> |                              |                       |
|--|-----------------------------|------------------------------|-----------------------|---------------------------------------|------------------------------|-----------------------|
|  | <b>Weight<br/>(kg)</b>      | <b>FOB* Value<br/>(\$NZ)</b> | <b>Unit<br/>Value</b> | <b>Weight<br/>(kg)</b>                | <b>FOB* Value<br/>(\$NZ)</b> | <b>Unit<br/>Value</b> |
| <b>Papua New Guinea</b>                          |                             |                              |                       |                                       |                              |                       |
| <b>Barracouta</b>                                |                             |                              |                       |                                       |                              |                       |
| <i>Finfish, Frozen Fillets</i>                   | 1,321,910                   | 4,249,506                    | 3.21                  | 95,230                                | 330,991                      | 3.48                  |
| <i>Finfish, Frozen Headed and Guttled</i>        | 43,480                      | 113,389                      | 2.61                  |                                       |                              |                       |
| <b>Total for Barracouta</b>                      | <b>1,365,390</b>            | <b>4,362,895</b>             |                       | <b>95,230</b>                         | <b>330,991</b>               |                       |
| <b>Catfish</b>                                   |                             |                              |                       |                                       |                              |                       |
| <i>Finfish, Frozen Fillets</i>                   | 72                          | 425                          | 5.90                  |                                       |                              |                       |
| <b>Total for Catfish</b>                         | <b>72</b>                   | <b>425</b>                   |                       |                                       |                              |                       |
| <b>Cod, Blue</b>                                 |                             |                              |                       |                                       |                              |                       |
| <i>Finfish, Frozen Whole</i>                     | 5                           | 230                          | 46.00                 |                                       |                              |                       |
| <b>Total for Cod, Blue</b>                       | <b>5</b>                    | <b>230</b>                   |                       |                                       |                              |                       |
| <b>Cod, Red</b>                                  |                             |                              |                       |                                       |                              |                       |
| <i>Finfish, Frozen Fillet Blocks</i>             | 17,790                      | 40,966                       | 2.30                  |                                       |                              |                       |
| <i>Finfish, Frozen Headed and Guttled</i>        | 280                         | 1,220                        | 4.36                  |                                       |                              |                       |
| <b>Total for Cod, Red</b>                        | <b>18,070</b>               | <b>42,186</b>                |                       |                                       |                              |                       |
| <b>Crab</b>                                      |                             |                              |                       |                                       |                              |                       |
| <i>Other Crustacea, Frozen</i>                   | 470                         | 6,964                        | 14.82                 |                                       |                              |                       |
| <i>Other Crustacea, Processed</i>                | 4,448                       | 32,742                       | 7.36                  |                                       |                              |                       |
| <b>Total for Crab</b>                            | <b>4,918</b>                | <b>39,706</b>                |                       |                                       |                              |                       |
| <b>Crustaceans</b>                               |                             |                              |                       |                                       |                              |                       |
| <i>Other Crustacea, Processed</i>                | 298                         | 2,591                        | 8.69                  |                                       |                              |                       |
| <b>Total for Crustaceans</b>                     | <b>298</b>                  | <b>2,591</b>                 |                       |                                       |                              |                       |
| <b>Cuttle fish</b>                               |                             |                              |                       |                                       |                              |                       |
| <i>Other Molluscs, Dried, Salted or in Brine</i> | 690                         | 6,044                        | 8.76                  |                                       |                              |                       |
| <b>Total for Cuttle fish</b>                     | <b>690</b>                  | <b>6,044</b>                 |                       |                                       |                              |                       |
| <b>Finfish, other fish meat</b>                  |                             |                              |                       |                                       |                              |                       |
| <i>Finfish, Processed Other</i>                  | 5,030                       | 27,687                       | 5.50                  | 2,000                                 | 9,700                        | 4.85                  |
| <b>Total for Finfish, other fish meat</b>        | <b>5,030</b>                | <b>27,687</b>                |                       | <b>2,000</b>                          | <b>9,700</b>                 |                       |
| <b>Fish cakes</b>                                |                             |                              |                       |                                       |                              |                       |
| <i>Finfish, Processed Other</i>                  | 411                         | 2,129                        | 5.18                  |                                       |                              |                       |
| <b>Total for Fish cakes</b>                      | <b>411</b>                  | <b>2,129</b>                 |                       |                                       |                              |                       |
| <b>Fish fingers</b>                              |                             |                              |                       |                                       |                              |                       |
| <i>Finfish, Processed Other</i>                  | 2,580                       | 13,846                       | 5.37                  |                                       |                              |                       |
| <b>Total for Fish fingers</b>                    | <b>2,580</b>                | <b>13,846</b>                |                       |                                       |                              |                       |
| <b>Fish Flours,meals,pellets</b>                 |                             |                              |                       |                                       |                              |                       |
| <i>Finfish, Processed Flours,meals,pellets</i>   | 50                          | 883                          | 17.66                 |                                       |                              |                       |
| <b>Total for Fish Flours,meals,pelle</b>         | <b>50</b>                   | <b>883</b>                   |                       |                                       |                              |                       |
| <b>Fish meal fit for human</b>                   |                             |                              |                       |                                       |                              |                       |

| <b>NETT</b>                               | <b>Jan 2012 -- Dec 2012</b> |                              |                       | <b>Month-to-Date: December - 2012</b> |                              |                       |
|---|-----------------------------|------------------------------|-----------------------|---------------------------------------|------------------------------|-----------------------|
|   | <b>Weight<br/>(kg)</b>      | <b>FOB* Value<br/>(\$NZ)</b> | <b>Unit<br/>Value</b> | <b>Weight<br/>(kg)</b>                | <b>FOB* Value<br/>(\$NZ)</b> | <b>Unit<br/>Value</b> |
| <b>Papua New Guinea</b>                   |                             |                              |                       |                                       |                              |                       |
| <i>Finfish, Processed Other</i>           | 980                         | 6,316                        | 6.44                  |                                       |                              |                       |
| <b>Total for Fish meal fit for human</b>  | <b>980</b>                  | <b>6,316</b>                 |                       |                                       |                              |                       |
| <b>Flounder</b>                           |                             |                              |                       |                                       |                              |                       |
| <i>Finfish, Frozen Whole</i>              | 798                         | 4,937                        | 6.19                  |                                       |                              |                       |
| <b>Total for Flounder</b>                 | <b>798</b>                  | <b>4,937</b>                 |                       |                                       |                              |                       |
| <b>Groper</b>                             |                             |                              |                       |                                       |                              |                       |
| <i>Finfish, Frozen Whole</i>              | 5                           | 268                          | 53.60                 |                                       |                              |                       |
| <b>Total for Groper</b>                   | <b>5</b>                    | <b>268</b>                   |                       |                                       |                              |                       |
| <b>Gurnard</b>                            |                             |                              |                       |                                       |                              |                       |
| <i>Finfish, Frozen Fillets</i>            | 6                           | 149                          | 24.83                 |                                       |                              |                       |
| <b>Total for Gurnard</b>                  | <b>6</b>                    | <b>149</b>                   |                       |                                       |                              |                       |
| <b>Herrings</b>                           |                             |                              |                       |                                       |                              |                       |
| <i>Finfish, Processed Smoked</i>          | 10                          | 123                          | 12.30                 |                                       |                              |                       |
| <b>Total for Herrings</b>                 | <b>10</b>                   | <b>123</b>                   |                       |                                       |                              |                       |
| <b>Hoki</b>                               |                             |                              |                       |                                       |                              |                       |
| <i>Finfish, Frozen Fillet Blocks</i>      | 25,798                      | 84,492                       | 3.28                  |                                       |                              |                       |
| <i>Finfish, Frozen Fillets</i>            | 3,547                       | 30,058                       | 8.47                  |                                       |                              |                       |
| <b>Total for Hoki</b>                     | <b>29,345</b>               | <b>114,550</b>               |                       |                                       |                              |                       |
| <b>John Dory</b>                          |                             |                              |                       |                                       |                              |                       |
| <i>Finfish, Frozen Fillets</i>            | 4,498                       | 41,134                       | 9.14                  | 1,500                                 | 12,750                       | 8.50                  |
| <i>Finfish, Frozen Headed and Guttled</i> | 220                         | 4,140                        | 18.82                 |                                       |                              |                       |
| <b>Total for John Dory</b>                | <b>4,718</b>                | <b>45,274</b>                |                       | <b>1,500</b>                          | <b>12,750</b>                |                       |
| <b>Kingfish, Yellowtail</b>               |                             |                              |                       |                                       |                              |                       |
| <i>Finfish, Chilled Fillets</i>           | 20                          | 663                          | 33.15                 |                                       |                              |                       |
| <i>Finfish, Frozen Whole</i>              | 2,505                       | 31,645                       | 12.63                 |                                       |                              |                       |
| <b>Total for Kingfish, Yellowtail</b>     | <b>2,525</b>                | <b>32,308</b>                |                       |                                       |                              |                       |
| <b>Mackerel, Jack</b>                     |                             |                              |                       |                                       |                              |                       |
| <i>Finfish, Frozen Headed and Guttled</i> | 32,152                      | 86,204                       | 2.68                  | 16,720                                | 46,127                       | 2.76                  |
| <b>Total for Mackerel, Jack</b>           | <b>32,152</b>               | <b>86,204</b>                |                       | <b>16,720</b>                         | <b>46,127</b>                |                       |
| <b>Mussels</b>                            |                             |                              |                       |                                       |                              |                       |
| <i>Mussels, HS Frozen</i>                 | 13,052                      | 83,079                       | 6.37                  | 360                                   | 2,490                        | 6.92                  |
| <i>Mussels, Meat Frozen</i>               | 3,736                       | 30,171                       | 8.08                  | 500                                   | 3,575                        | 7.15                  |
| <i>Mussels, Whole Frozen</i>              | 75                          | 626                          | 8.35                  |                                       |                              |                       |
| <b>Total for Mussels</b>                  | <b>16,863</b>               | <b>113,876</b>               |                       | <b>860</b>                            | <b>6,065</b>                 |                       |
| <b>Octopus</b>                            |                             |                              |                       |                                       |                              |                       |
| <i>Other Molluscs, Frozen Whole</i>       | 4,495                       | 31,311                       | 6.97                  |                                       |                              |                       |
| <b>Total for Octopus</b>                  | <b>4,495</b>                | <b>31,311</b>                |                       |                                       |                              |                       |
| <b>Orange Roughy</b>                      |                             |                              |                       |                                       |                              |                       |

| <b>NETT</b>                                    | <b>Jan 2012 -- Dec 2012</b> |                        |                       | <b>Month-to-Date: December - 2012</b> |                        |                       |
|--|-----------------------------|------------------------|-----------------------|---------------------------------------|------------------------|-----------------------|
|  | <b>Weight<br/>(kg)</b>      | <b>FOB*<br/>(\$NZ)</b> | <b>Value<br/>Unit</b> | <b>Weight<br/>(kg)</b>                | <b>FOB*<br/>(\$NZ)</b> | <b>Value<br/>Unit</b> |
| <b>Papua New Guinea</b>                        |                             |                        |                       |                                       |                        |                       |
| <i>Finfish, Frozen Fillets</i>                 | 8                           | 171                    | 21.38                 |                                       |                        |                       |
| <b>Total for Orange Roughy</b>                 | 8                           | 171                    |                       |                                       |                        |                       |
| <b>Other chilled fillets</b>                   |                             |                        |                       |                                       |                        |                       |
| <i>Finfish, Chilled Fillets</i>                | 92,820                      | 582,365                | 6.27                  |                                       |                        |                       |
| <b>Total for Other chilled fillets</b>         | 92,820                      | 582,365                |                       |                                       |                        |                       |
| <b>Other clams chilled</b>                     |                             |                        |                       |                                       |                        |                       |
| <i>Other Molluscs, Chilled</i>                 | 3                           | 47                     | 15.67                 |                                       |                        |                       |
| <b>Total for Other clams chilled</b>           | 3                           | 47                     |                       |                                       |                        |                       |
| <b>Other Crustacea</b>                         |                             |                        |                       |                                       |                        |                       |
| <i>Other Crustacea, Processed Packed</i>       | 900                         | 7,412                  | 8.24                  |                                       |                        |                       |
| <b>Total for Other Crustacea</b>               | 900                         | 7,412                  |                       |                                       |                        |                       |
| <b>Other Fish Packed</b>                       |                             |                        |                       |                                       |                        |                       |
| <i>Other, Processed Cans or Jars, Whole or</i> | 808                         | 5,534                  | 6.85                  |                                       |                        |                       |
| <b>Total for Other Fish Packed</b>             | 808                         | 5,534                  |                       |                                       |                        |                       |
| <b>Other frozen fillets</b>                    |                             |                        |                       |                                       |                        |                       |
| <i>Finfish, Frozen Fillets</i>                 | 2,400                       | 15,687                 | 6.54                  |                                       |                        |                       |
| <b>Total for Other frozen fillets</b>          | 2,400                       | 15,687                 |                       |                                       |                        |                       |
| <b>Other frozen finfish</b>                    |                             |                        |                       |                                       |                        |                       |
| <i>Finfish, Frozen Other form</i>              | 14,256                      | 17,219                 | 1.21                  |                                       |                        |                       |
| <b>Total for Other frozen finfish</b>          | 14,256                      | 17,219                 |                       |                                       |                        |                       |
| <b>Other Molluscs</b>                          |                             |                        |                       |                                       |                        |                       |
| <i>Other Molluscs, Processed Packed</i>        | 80                          | 565                    | 7.06                  |                                       |                        |                       |
| <b>Total for Other Molluscs</b>                | 80                          | 565                    |                       |                                       |                        |                       |
| <b>Other preparations</b>                      |                             |                        |                       |                                       |                        |                       |
| <i>Other, Processed Other</i>                  | 10,659                      | 89,631                 | 8.41                  | 980                                   | 2,965                  | 3.03                  |
| <b>Total for Other preparations</b>            | 10,659                      | 89,631                 |                       | 980                                   | 2,965                  |                       |
| <b>Other salmonidea</b>                        |                             |                        |                       |                                       |                        |                       |
| <i>Finfish, Frozen Headed and Guttled</i>      | 2,995                       | 60,759                 | 20.29                 |                                       |                        |                       |
| <b>Total for Other salmonidea</b>              | 2,995                       | 60,759                 |                       |                                       |                        |                       |
| <b>Oysters, Dredge</b>                         |                             |                        |                       |                                       |                        |                       |
| <i>Oysters, Frozen</i>                         | 2,210                       | 30,907                 | 13.99                 | 420                                   | 5,166                  | 12.30                 |
| <b>Total for Oysters, Dredge</b>               | 2,210                       | 30,907                 |                       | 420                                   | 5,166                  |                       |
| <b>Oysters, Pacific</b>                        |                             |                        |                       |                                       |                        |                       |
| <i>Oysters, Frozen</i>                         | 2,135                       | 32,922                 | 15.42                 |                                       |                        |                       |
| <b>Total for Oysters, Pacific</b>              | 2,135                       | 32,922                 |                       |                                       |                        |                       |
| <b>Rock Lobster</b>                            |                             |                        |                       |                                       |                        |                       |
| <i>Rock Lobster, Frozen Other form</i>         | 12                          | 107                    | 8.92                  |                                       |                        |                       |

| <b>NETT</b>                                     | <b>Jan 2012 -- Dec 2012</b> |                              |                       | <b>Month-to-Date: December - 2012</b> |                              |                       |
|---|-----------------------------|------------------------------|-----------------------|---------------------------------------|------------------------------|-----------------------|
|   | <b>Weight<br/>(kg)</b>      | <b>FOB* Value<br/>(\$NZ)</b> | <b>Unit<br/>Value</b> | <b>Weight<br/>(kg)</b>                | <b>FOB* Value<br/>(\$NZ)</b> | <b>Unit<br/>Value</b> |
| <b>Papua New Guinea</b>                         |                             |                              |                       |                                       |                              |                       |
| <i>Rock Lobster, Frozen Tails</i>               | 10                          | 1,274                        | 127.40                |                                       |                              |                       |
| <i>Rock Lobster, Frozen Whole</i>               | 758                         | 13,836                       | 18.25                 |                                       |                              |                       |
| <b>Total for Rock Lobster</b>                   | <b>780</b>                  | <b>15,217</b>                |                       |                                       |                              |                       |
| <b>Salmon</b>                                   |                             |                              |                       |                                       |                              |                       |
| <i>Finfish, Chilled Fillets</i>                 | 406                         | 11,437                       | 28.17                 |                                       |                              |                       |
| <i>Finfish, Frozen Fillets</i>                  | 1,429                       | 39,266                       | 27.48                 |                                       |                              |                       |
| <i>Finfish, Processed Cans or Jars, Whole o</i> | 5                           | 59                           | 11.80                 |                                       |                              |                       |
| <i>Finfish, Processed Packed</i>                | 19                          | 666                          | 35.05                 |                                       |                              |                       |
| <i>Finfish, Processed Smoked</i>                | 860                         | 57,704                       | 67.10                 |                                       |                              |                       |
| <b>Total for Salmon</b>                         | <b>2,719</b>                | <b>109,132</b>               |                       |                                       |                              |                       |
| <b>Salmon, Atlantic</b>                         |                             |                              |                       |                                       |                              |                       |
| <i>Finfish, Chilled Headed and Guttled</i>      | 306                         | 5,288                        | 17.28                 |                                       |                              |                       |
| <b>Total for Salmon, Atlantic</b>               | <b>306</b>                  | <b>5,288</b>                 |                       |                                       |                              |                       |
| <b>Salmon, Pacific</b>                          |                             |                              |                       |                                       |                              |                       |
| <i>Finfish, Chilled Other form</i>              | 108                         | 3,390                        | 31.39                 |                                       |                              |                       |
| <i>Finfish, Frozen Headed and Guttled</i>       | 1,482                       | 25,625                       | 17.29                 | 750                                   | 12,915                       | 17.22                 |
| <i>Finfish, Frozen Other form</i>               | 1,481                       | 23,932                       | 16.16                 | 104                                   | 1,329                        | 12.78                 |
| <b>Total for Salmon, Pacific</b>                | <b>3,071</b>                | <b>52,947</b>                |                       | <b>854</b>                            | <b>14,244</b>                |                       |
| <b>Sardines</b>                                 |                             |                              |                       |                                       |                              |                       |
| <i>Finfish, Processed Cans or Jars, Whole o</i> | 6                           | 80                           | 13.33                 |                                       |                              |                       |
| <b>Total for Sardines</b>                       | <b>6</b>                    | <b>80</b>                    |                       |                                       |                              |                       |
| <b>Scallops</b>                                 |                             |                              |                       |                                       |                              |                       |
| <i>Other Molluscs, Chilled</i>                  | 4                           | 168                          | 42.00                 |                                       |                              |                       |
| <i>Other Molluscs, Frozen</i>                   | 1,550                       | 40,618                       | 26.21                 | 300                                   | 11,490                       | 38.30                 |
| <b>Total for Scallops</b>                       | <b>1,554</b>                | <b>40,786</b>                |                       | <b>300</b>                            | <b>11,490</b>                |                       |
| <b>School shark</b>                             |                             |                              |                       |                                       |                              |                       |
| <i>Finfish, Frozen Fillets</i>                  | 6,600                       | 72,920                       | 11.05                 | 1,000                                 | 10,700                       | 10.70                 |
| <b>Total for School shark</b>                   | <b>6,600</b>                | <b>72,920</b>                |                       | <b>1,000</b>                          | <b>10,700</b>                |                       |
| <b>Shrimps &amp; Prawns</b>                     |                             |                              |                       |                                       |                              |                       |
| <i>Other Crustacea, Processed</i>               | 1,164                       | 17,111                       | 14.70                 |                                       |                              |                       |
| <b>Total for Shrimps &amp; Prawns</b>           | <b>1,164</b>                | <b>17,111</b>                |                       |                                       |                              |                       |
| <b>Shrimps &amp; Prawns cold-water</b>          |                             |                              |                       |                                       |                              |                       |
| <i>Other Crustacea, Frozen</i>                  | 53                          | 1,721                        | 32.47                 |                                       |                              |                       |
| <b>Total for Shrimps &amp; Prawns col</b>       | <b>53</b>                   | <b>1,721</b>                 |                       |                                       |                              |                       |
| <b>Shrimps &amp; Prawns other</b>               |                             |                              |                       |                                       |                              |                       |
| <i>Other Crustacea, Frozen</i>                  | 12,627                      | 216,889                      | 17.18                 |                                       |                              |                       |
| <b>Total for Shrimps &amp; Prawns oth</b>       | <b>12,627</b>               | <b>216,889</b>               |                       |                                       |                              |                       |
| <b>Snapper</b>                                  |                             |                              |                       |                                       |                              |                       |
| <i>Finfish, Frozen Fillets</i>                  | 10                          | 371                          | 37.10                 |                                       |                              |                       |



| <b>NETT</b>                                     | <b>Jan 2012 -- Dec 2012</b> |                              |                       | <b>Month-to-Date: December - 2012</b> |                              |                       |
|---|-----------------------------|------------------------------|-----------------------|---------------------------------------|------------------------------|-----------------------|
|   | <b>Weight<br/>(kg)</b>      | <b>FOB* Value<br/>(\$NZ)</b> | <b>Unit<br/>Value</b> | <b>Weight<br/>(kg)</b>                | <b>FOB* Value<br/>(\$NZ)</b> | <b>Unit<br/>Value</b> |
| <b>Papua New Guinea</b>                         |                             |                              |                       |                                       |                              |                       |
| <i>Finfish, Frozen Whole</i>                    | 200                         | 1,411                        | 7.06                  |                                       |                              |                       |
| <b>Total for Snapper</b>                        | <b>210</b>                  | <b>1,782</b>                 |                       |                                       |                              |                       |
| <b>Southern Blue Whiting</b>                    |                             |                              |                       |                                       |                              |                       |
| <i>Finfish, Frozen Fillets</i>                  | 30                          | 125                          | 4.17                  |                                       |                              |                       |
| <i>Finfish, Frozen Headed and Gutted</i>        | 338                         | 408                          | 1.21                  |                                       |                              |                       |
| <b>Total for Southern Blue Whiting</b>          | <b>368</b>                  | <b>533</b>                   |                       |                                       |                              |                       |
| <b>Spotted Dogfish ( Rig )</b>                  |                             |                              |                       |                                       |                              |                       |
| <i>Finfish, Frozen Fillets</i>                  | 5                           | 135                          | 27.00                 |                                       |                              |                       |
| <b>Total for Spotted Dogfish ( Rig )</b>        | <b>5</b>                    | <b>135</b>                   |                       |                                       |                              |                       |
| <b>Squid</b>                                    |                             |                              |                       |                                       |                              |                       |
| <i>Squid, Frozen Other Form</i>                 | 1,220                       | 12,060                       | 9.89                  |                                       |                              |                       |
| <i>Squid, Frozen Tubes/Steaks</i>               | 10,297                      | 94,790                       | 9.21                  | 150                                   | 1,215                        | 8.10                  |
| <i>Squid, Frozen Whole</i>                      | 10,472                      | 46,402                       | 4.43                  |                                       |                              |                       |
| <i>Squid, Frz Heads&amp;Tentacles</i>           | 300                         | 2,299                        | 7.66                  |                                       |                              |                       |
| <i>Squid, Dried, Salted or in Brine</i>         | 1,000                       | 7,607                        | 7.61                  |                                       |                              |                       |
| <i>Squid, Processed</i>                         | 3,358                       | 29,432                       | 8.76                  | 500                                   | 3,250                        | 6.50                  |
| <b>Total for Squid</b>                          | <b>26,647</b>               | <b>192,590</b>               |                       | <b>650</b>                            | <b>4,465</b>                 |                       |
| <b>Surimi, Other species</b>                    |                             |                              |                       |                                       |                              |                       |
| <i>Finfish, Surimi Other</i>                    | 2,800                       | 18,757                       | 6.70                  |                                       |                              |                       |
| <b>Total for Surimi, Other species</b>          | <b>2,800</b>                | <b>18,757</b>                |                       |                                       |                              |                       |
| <b>Trevally</b>                                 |                             |                              |                       |                                       |                              |                       |
| <i>Finfish, Frozen Whole</i>                    | 200                         | 997                          | 4.99                  |                                       |                              |                       |
| <b>Total for Trevally</b>                       | <b>200</b>                  | <b>997</b>                   |                       |                                       |                              |                       |
| <b>Tuna, Bigeye</b>                             |                             |                              |                       |                                       |                              |                       |
| <i>Finfish, Frozen Other form</i>               | 4                           | 198                          | 49.50                 |                                       |                              |                       |
| <b>Total for Tuna, Bigeye</b>                   | <b>4</b>                    | <b>198</b>                   |                       |                                       |                              |                       |
| <b>Tunas &amp; Atlantic Bonito</b>              |                             |                              |                       |                                       |                              |                       |
| <i>Finfish, Processed Cans or Jars, Whole o</i> | 51                          | 861                          | 16.88                 |                                       |                              |                       |
| <b>Total for Tunas &amp; Atlantic Bonit</b>     | <b>51</b>                   | <b>861</b>                   |                       |                                       |                              |                       |
| <b>Total for Papua New Guinea</b>               | <b>1,677,850</b>            | <b>6,525,101</b>             |                       | <b>120,514</b>                        | <b>454,663</b>               |                       |

| <i>NETT</i>                               | <i>Jan 2012 -- Dec 2012</i> |                              |                       | <i>Month-to-Date: December - 2012</i> |                              |                       |
|---|-----------------------------|------------------------------|-----------------------|---------------------------------------|------------------------------|-----------------------|
|   | <i>Weight<br/>(kg)</i>      | <i>FOB* Value<br/>(\$NZ)</i> | <i>Unit<br/>Value</i> | <i>Weight<br/>(kg)</i>                | <i>FOB* Value<br/>(\$NZ)</i> | <i>Unit<br/>Value</i> |
| <b>Peru</b>                               |                             |                              |                       |                                       |                              |                       |
| <b>Mackerel, Blue</b>                     |                             |                              |                       |                                       |                              |                       |
| <i>Finfish, Frozen Whole</i>              | 403,850                     | 629,317                      | 1.56                  |                                       |                              |                       |
| <b>Total for Mackerel, Blue</b>           | <b>403,850</b>              | <b>629,317</b>               |                       |                                       |                              |                       |
| <b>Mackerel, Jack</b>                     |                             |                              |                       |                                       |                              |                       |
| <i>Finfish, Frozen Headed and Guttled</i> | 202,980                     | 472,155                      | 2.33                  | 33,600                                | 79,405                       | 2.36                  |
| <i>Finfish, Frozen Other form</i>         | 43,000                      | 110,475                      | 2.57                  |                                       |                              |                       |
| <i>Finfish, Frozen Whole</i>              | 1,328,480                   | 1,986,588                    | 1.50                  |                                       |                              |                       |
| <b>Total for Mackerel, Jack</b>           | <b>1,574,460</b>            | <b>2,569,218</b>             |                       | <b>33,600</b>                         | <b>79,405</b>                |                       |
| <b>Total for Peru</b>                     | <b>1,978,310</b>            | <b>3,198,535</b>             |                       | <b>33,600</b>                         | <b>79,405</b>                |                       |

| <b>NETT</b>                               | <b>Jan 2012 -- Dec 2012</b> |                        |                                 | <b>Month-to-Date: December - 2012</b> |                        |                                 |
|---|-----------------------------|------------------------|---------------------------------|---------------------------------------|------------------------|---------------------------------|
|   | <b>Weight<br/>(kg)</b>      | <b>FOB*<br/>(\$NZ)</b> | <b>Value<br/>Unit<br/>Value</b> | <b>Weight<br/>(kg)</b>                | <b>FOB*<br/>(\$NZ)</b> | <b>Value<br/>Unit<br/>Value</b> |
| <b>Philippines</b>                        |                             |                        |                                 |                                       |                        |                                 |
| <b>Antarctic Toothfish</b>                |                             |                        |                                 |                                       |                        |                                 |
| <i>Finfish, Frozen Other form</i>         | 5                           | 171                    | 34.20                           |                                       |                        |                                 |
| <b>Total for Antarctic Toothfish</b>      | <b>5</b>                    | <b>171</b>             |                                 |                                       |                        |                                 |
| <b>Barracouta</b>                         |                             |                        |                                 |                                       |                        |                                 |
| <i>Finfish, Frozen Headed and Guttred</i> | 100                         | 265                    | 2.65                            |                                       |                        |                                 |
| <b>Total for Barracouta</b>               | <b>100</b>                  | <b>265</b>             |                                 |                                       |                        |                                 |
| <b>Cardinal Fish</b>                      |                             |                        |                                 |                                       |                        |                                 |
| <i>Finfish, Frozen Headed and Guttred</i> | 15                          | 67                     | 4.47                            |                                       |                        |                                 |
| <b>Total for Cardinal Fish</b>            | <b>15</b>                   | <b>67</b>              |                                 |                                       |                        |                                 |
| <b>Cod, Red</b>                           |                             |                        |                                 |                                       |                        |                                 |
| <i>Finfish, Frozen Fillets</i>            | 100                         | 220                    | 2.20                            |                                       |                        |                                 |
| <i>Finfish, Frozen Headed and Guttred</i> | 100                         | 252                    | 2.52                            |                                       |                        |                                 |
| <b>Total for Cod, Red</b>                 | <b>200</b>                  | <b>472</b>             |                                 |                                       |                        |                                 |
| <b>Crab</b>                               |                             |                        |                                 |                                       |                        |                                 |
| <i>Other Crustacea, Frozen</i>            | 25                          | 2,604                  | 104.16                          |                                       |                        |                                 |
| <b>Total for Crab</b>                     | <b>25</b>                   | <b>2,604</b>           |                                 |                                       |                        |                                 |
| <b>Finfish extracts and juices</b>        |                             |                        |                                 |                                       |                        |                                 |
| <i>Finfish, Processed Extracts</i>        | 100                         | 3,688                  | 36.88                           |                                       |                        |                                 |
| <b>Total for Finfish extracts and jui</b> | <b>100</b>                  | <b>3,688</b>           |                                 |                                       |                        |                                 |
| <b>Finfish, other fish meat</b>           |                             |                        |                                 |                                       |                        |                                 |
| <i>Finfish, Processed Other</i>           | 8,373                       | 8,928                  | 1.07                            |                                       |                        |                                 |
| <b>Total for Finfish, other fish meat</b> | <b>8,373</b>                | <b>8,928</b>           |                                 |                                       |                        |                                 |
| <b>Gurnard</b>                            |                             |                        |                                 |                                       |                        |                                 |
| <i>Finfish, Frozen Fillets</i>            | 2                           | 66                     | 33.00                           |                                       |                        |                                 |
| <b>Total for Gurnard</b>                  | <b>2</b>                    | <b>66</b>              |                                 |                                       |                        |                                 |
| <b>Hake</b>                               |                             |                        |                                 |                                       |                        |                                 |
| <i>Finfish, Frozen Headed and Guttred</i> | 15,552                      | 48,608                 | 3.13                            | 15,552                                | 48,608                 | 3.13                            |
| <b>Total for Hake</b>                     | <b>15,552</b>               | <b>48,608</b>          |                                 | <b>15,552</b>                         | <b>48,608</b>          |                                 |
| <b>Hoki</b>                               |                             |                        |                                 |                                       |                        |                                 |
| <i>Finfish, Frozen Headed and Guttred</i> | 19,820                      | 63,756                 | 3.22                            |                                       |                        |                                 |
| <b>Total for Hoki</b>                     | <b>19,820</b>               | <b>63,756</b>          |                                 |                                       |                        |                                 |
| <b>Kingfish, Yellowtail</b>               |                             |                        |                                 |                                       |                        |                                 |
| <i>Finfish, Chilled Fillets</i>           | 19                          | 720                    | 37.89                           |                                       |                        |                                 |
| <b>Total for Kingfish, Yellowtail</b>     | <b>19</b>                   | <b>720</b>             |                                 |                                       |                        |                                 |
| <b>Mackerel, Blue</b>                     |                             |                        |                                 |                                       |                        |                                 |
| <i>Finfish, Frozen Whole</i>              | 189,000                     | 272,406                | 1.44                            | 189,000                               | 272,406                | 1.44                            |
| <b>Total for Mackerel, Blue</b>           | <b>189,000</b>              | <b>272,406</b>         |                                 | <b>189,000</b>                        | <b>272,406</b>         |                                 |

| <b>NETT</b>                               | <b>Jan 2012 -- Dec 2012</b> |                        |                                 | <b>Month-to-Date: December - 2012</b> |                        |                                 |
|---|-----------------------------|------------------------|---------------------------------|---------------------------------------|------------------------|---------------------------------|
|   | <b>Weight<br/>(kg)</b>      | <b>FOB*<br/>(\$NZ)</b> | <b>Value<br/>Unit<br/>Value</b> | <b>Weight<br/>(kg)</b>                | <b>FOB*<br/>(\$NZ)</b> | <b>Value<br/>Unit<br/>Value</b> |
| <b>Philippines</b>                        |                             |                        |                                 |                                       |                        |                                 |
| <b>Monkfish (Stargazer)</b>               |                             |                        |                                 |                                       |                        |                                 |
| <i>Finfish, Frozen Fillets</i>            | 30                          | 861                    | 28.70                           |                                       |                        |                                 |
| <i>Finfish, Frozen Headed and Guttled</i> | 100                         | 487                    | 4.87                            |                                       |                        |                                 |
| <i>Finfish, Frozen Other form</i>         | 50                          | 252                    | 5.04                            |                                       |                        |                                 |
| <b>Total for Monkfish (Stargazer)</b>     | <b>180</b>                  | <b>1,600</b>           |                                 |                                       |                        |                                 |
| <b>Mussels</b>                            |                             |                        |                                 |                                       |                        |                                 |
| <i>Mussels, HS Frozen</i>                 | 76,258                      | 447,730                | 5.87                            | 9,500                                 | 53,642                 | 5.65                            |
| <b>Total for Mussels</b>                  | <b>76,258</b>               | <b>447,730</b>         |                                 | <b>9,500</b>                          | <b>53,642</b>          |                                 |
| <b>Octopus</b>                            |                             |                        |                                 |                                       |                        |                                 |
| <i>Other Molluscs, Chilled</i>            | 28                          | 417                    | 14.89                           |                                       |                        |                                 |
| <b>Total for Octopus</b>                  | <b>28</b>                   | <b>417</b>             |                                 |                                       |                        |                                 |
| <b>Oreo Dory, Black</b>                   |                             |                        |                                 |                                       |                        |                                 |
| <i>Finfish, Frozen Fillets</i>            | 110                         | 158                    | 1.44                            |                                       |                        |                                 |
| <i>Finfish, Frozen Headed and Guttled</i> | 220                         | 424                    | 1.93                            |                                       |                        |                                 |
| <b>Total for Oreo Dory, Black</b>         | <b>330</b>                  | <b>582</b>             |                                 |                                       |                        |                                 |
| <b>Other chilled finfish</b>              |                             |                        |                                 |                                       |                        |                                 |
| <i>Finfish, Chilled Other form</i>        | 2                           | 35                     | 17.50                           |                                       |                        |                                 |
| <b>Total for Other chilled finfish</b>    | <b>2</b>                    | <b>35</b>              |                                 |                                       |                        |                                 |
| <b>Other frozen finfish</b>               |                             |                        |                                 |                                       |                        |                                 |
| <i>Finfish, Frozen Headed and Guttled</i> | 275                         | 773                    | 2.81                            |                                       |                        |                                 |
| <b>Total for Other frozen finfish</b>     | <b>275</b>                  | <b>773</b>             |                                 |                                       |                        |                                 |
| <b>Other preparations</b>                 |                             |                        |                                 |                                       |                        |                                 |
| <i>Other, Processed Other</i>             | 138,782                     | 920,197                | 6.63                            |                                       |                        |                                 |
| <b>Total for Other preparations</b>       | <b>138,782</b>              | <b>920,197</b>         |                                 |                                       |                        |                                 |
| <b>Prepared dinners</b>                   |                             |                        |                                 |                                       |                        |                                 |
| <i>Other, Processed Other</i>             | 6,000                       | 40,685                 | 6.78                            |                                       |                        |                                 |
| <b>Total for Prepared dinners</b>         | <b>6,000</b>                | <b>40,685</b>          |                                 |                                       |                        |                                 |
| <b>Rock Lobster</b>                       |                             |                        |                                 |                                       |                        |                                 |
| <i>Rock Lobster, Chilled Live</i>         | 18                          | 2,850                  | 158.33                          |                                       |                        |                                 |
| <i>Rock Lobster, Frozen Tails</i>         | 6                           | 524                    | 87.33                           |                                       |                        |                                 |
| <i>Rock Lobster, Frozen Whole</i>         | 13                          | 1,200                  | 92.31                           |                                       |                        |                                 |
| <b>Total for Rock Lobster</b>             | <b>37</b>                   | <b>4,574</b>           |                                 |                                       |                        |                                 |
| <b>Salmon</b>                             |                             |                        |                                 |                                       |                        |                                 |
| <i>Finfish, Chilled Fillets</i>           | 600                         | 5,586                  | 9.31                            |                                       |                        |                                 |
| <i>Finfish, Frozen Fillets</i>            | 25                          | 943                    | 37.72                           |                                       |                        |                                 |
| <i>Finfish, Processed Packed</i>          | 1                           | 174                    | 174.00                          |                                       |                        |                                 |
| <i>Finfish, Processed Smoked</i>          | 9,507                       | 3,215                  | 0.34                            |                                       |                        |                                 |
| <b>Total for Salmon</b>                   | <b>10,133</b>               | <b>9,918</b>           |                                 |                                       |                        |                                 |

| <b>NETT</b>                               | <b>Jan 2012 -- Dec 2012</b> |                              |                       | <b>Month-to-Date: December - 2012</b> |                              |                       |
|---|-----------------------------|------------------------------|-----------------------|---------------------------------------|------------------------------|-----------------------|
|   | <b>Weight<br/>(kg)</b>      | <b>FOB* Value<br/>(\$NZ)</b> | <b>Unit<br/>Value</b> | <b>Weight<br/>(kg)</b>                | <b>FOB* Value<br/>(\$NZ)</b> | <b>Unit<br/>Value</b> |
| <b>Philippines</b>                        |                             |                              |                       |                                       |                              |                       |
| <b>Salmon, Pacific</b>                    |                             |                              |                       |                                       |                              |                       |
| <i>Finfish, Chilled Whole</i>             | 110                         | 2,940                        | 26.73                 |                                       |                              |                       |
| <i>Finfish, Frozen Headed and Guttled</i> | 70,914                      | 614,721                      | 8.67                  |                                       |                              |                       |
| <b>Total for Salmon, Pacific</b>          | <b>71,024</b>               | <b>617,661</b>               |                       |                                       |                              |                       |
| <b>Sea Perch</b>                          |                             |                              |                       |                                       |                              |                       |
| <i>Finfish, Frozen Whole</i>              | 100                         | 252                          | 2.52                  |                                       |                              |                       |
| <b>Total for Sea Perch</b>                | <b>100</b>                  | <b>252</b>                   |                       |                                       |                              |                       |
| <b>Shrimps &amp; Prawns cold-water</b>    |                             |                              |                       |                                       |                              |                       |
| <i>Other Crustacea, Frozen</i>            | 20                          | 790                          | 39.50                 |                                       |                              |                       |
| <b>Total for Shrimps &amp; Prawns col</b> | <b>20</b>                   | <b>790</b>                   |                       |                                       |                              |                       |
| <b>Snapper</b>                            |                             |                              |                       |                                       |                              |                       |
| <i>Finfish, Chilled Fillets</i>           | 28                          | 1,220                        | 43.57                 |                                       |                              |                       |
| <i>Finfish, Frozen Fillets</i>            | 6                           | 248                          | 41.33                 |                                       |                              |                       |
| <i>Finfish, Frozen Whole</i>              | 100                         | 530                          | 5.30                  |                                       |                              |                       |
| <b>Total for Snapper</b>                  | <b>134</b>                  | <b>1,998</b>                 |                       |                                       |                              |                       |
| <b>Spotted Dogfish ( Rig )</b>            |                             |                              |                       |                                       |                              |                       |
| <i>Finfish, Frozen Fillets</i>            | 2                           | 34                           | 17.00                 |                                       |                              |                       |
| <b>Total for Spotted Dogfish ( Rig )</b>  | <b>2</b>                    | <b>34</b>                    |                       |                                       |                              |                       |
| <b>Squid</b>                              |                             |                              |                       |                                       |                              |                       |
| <i>Squid, Frozen Tubes/Steaks</i>         | 9,488                       | 19,577                       | 2.06                  |                                       |                              |                       |
| <i>Squid, Frozen Whole</i>                | 1,040                       | 2,396                        | 2.30                  |                                       |                              |                       |
| <b>Total for Squid</b>                    | <b>10,528</b>               | <b>21,973</b>                |                       |                                       |                              |                       |
| <b>Tuna, Albacore/Longfinned</b>          |                             |                              |                       |                                       |                              |                       |
| <i>Finfish, Frozen Whole</i>              | 37,875                      | 160,315                      | 4.23                  |                                       |                              |                       |
| <b>Total for Tuna, Albacore/Longfi</b>    | <b>37,875</b>               | <b>160,315</b>               |                       |                                       |                              |                       |
| <b>Total for Philippines</b>              | <b>584,919</b>              | <b>2,631,285</b>             |                       | <b>214,052</b>                        | <b>374,656</b>               |                       |

| <b>NETT</b>                               | <b>Jan 2012 -- Dec 2012</b> |                              |                       | <b>Month-to-Date: December - 2012</b> |                              |                       |
|---|-----------------------------|------------------------------|-----------------------|---------------------------------------|------------------------------|-----------------------|
|   | <b>Weight<br/>(kg)</b>      | <b>FOB* Value<br/>(\$NZ)</b> | <b>Unit<br/>Value</b> | <b>Weight<br/>(kg)</b>                | <b>FOB* Value<br/>(\$NZ)</b> | <b>Unit<br/>Value</b> |
| <b>Poland</b>                             |                             |                              |                       |                                       |                              |                       |
| <b>Cod, Red</b>                           |                             |                              |                       |                                       |                              |                       |
| <i>Finfish, Frozen Headed and Guttred</i> | 10                          | 61                           | 6.10                  |                                       |                              |                       |
| <b>Total for Cod, Red</b>                 | <b>10</b>                   | <b>61</b>                    |                       |                                       |                              |                       |
| <b>Fish prod unfit for human</b>          |                             |                              |                       |                                       |                              |                       |
| <i>Finfish, Processed Other</i>           | 4,300                       | 26,498                       | 6.16                  |                                       |                              |                       |
| <b>Total for Fish prod unfit for hum</b>  | <b>4,300</b>                | <b>26,498</b>                |                       |                                       |                              |                       |
| <b>Hoki</b>                               |                             |                              |                       |                                       |                              |                       |
| <i>Finfish, Frozen Fillet Blocks</i>      | 402,342                     | 2,384,894                    | 5.93                  |                                       |                              |                       |
| <i>Finfish, Frozen Fillets</i>            | 714,509                     | 3,186,446                    | 4.46                  | 115,117                               | 517,624                      | 4.50                  |
| <b>Total for Hoki</b>                     | <b>1,116,851</b>            | <b>5,571,340</b>             |                       | <b>115,117</b>                        | <b>517,624</b>               |                       |
| <b>Ling</b>                               |                             |                              |                       |                                       |                              |                       |
| <i>Finfish, Frozen Fillets</i>            | 26,092                      | 154,898                      | 5.94                  | 12,383                                | 78,324                       | 6.33                  |
| <b>Total for Ling</b>                     | <b>26,092</b>               | <b>154,898</b>               |                       | <b>12,383</b>                         | <b>78,324</b>                |                       |
| <b>Mackerel, Jack</b>                     |                             |                              |                       |                                       |                              |                       |
| <i>Finfish, Frozen Other form</i>         | 50,800                      | 100,405                      | 1.98                  |                                       |                              |                       |
| <b>Total for Mackerel, Jack</b>           | <b>50,800</b>               | <b>100,405</b>               |                       |                                       |                              |                       |
| <b>Mussels</b>                            |                             |                              |                       |                                       |                              |                       |
| <i>Mussels, HS Frozen</i>                 | 7,812                       | 41,111                       | 5.26                  |                                       |                              |                       |
| <i>Mussels, Meat Frozen</i>               | 12                          | 61                           | 5.08                  |                                       |                              |                       |
| <b>Total for Mussels</b>                  | <b>7,824</b>                | <b>41,172</b>                |                       |                                       |                              |                       |
| <b>Oreo Dory, Black</b>                   |                             |                              |                       |                                       |                              |                       |
| <i>Finfish, Frozen Headed and Guttred</i> | 22                          | 61                           | 2.77                  |                                       |                              |                       |
| <b>Total for Oreo Dory, Black</b>         | <b>22</b>                   | <b>61</b>                    |                       |                                       |                              |                       |
| <b>Sea Perch</b>                          |                             |                              |                       |                                       |                              |                       |
| <i>Finfish, Frozen Whole</i>              | 10                          | 61                           | 6.10                  |                                       |                              |                       |
| <b>Total for Sea Perch</b>                | <b>10</b>                   | <b>61</b>                    |                       |                                       |                              |                       |
| <b>Snapper</b>                            |                             |                              |                       |                                       |                              |                       |
| <i>Finfish, Frozen Whole</i>              | 10                          | 61                           | 6.10                  |                                       |                              |                       |
| <b>Total for Snapper</b>                  | <b>10</b>                   | <b>61</b>                    |                       |                                       |                              |                       |
| <b>Total for Poland</b>                   | <b>1,205,919</b>            | <b>5,894,557</b>             |                       | <b>127,500</b>                        | <b>595,948</b>               |                       |

| <b>NETT</b>                               | <b>Jan 2012 -- Dec 2012</b> |                              |                       | <b>Month-to-Date: December - 2012</b> |                              |                       |
|---|-----------------------------|------------------------------|-----------------------|---------------------------------------|------------------------------|-----------------------|
|   | <b>Weight<br/>(kg)</b>      | <b>FOB* Value<br/>(\$NZ)</b> | <b>Unit<br/>Value</b> | <b>Weight<br/>(kg)</b>                | <b>FOB* Value<br/>(\$NZ)</b> | <b>Unit<br/>Value</b> |
| <b>Portugal</b>                           |                             |                              |                       |                                       |                              |                       |
| <b>Blue Whittings excl Southern</b>       |                             |                              |                       |                                       |                              |                       |
| <i>Finfish, Frozen Headed and Guttred</i> | 7,575                       | 14,489                       | 1.91                  |                                       |                              |                       |
| <b>Total for Blue Whittings excl Sou</b>  | <b>7,575</b>                | <b>14,489</b>                |                       |                                       |                              |                       |
| <b>Bluenose</b>                           |                             |                              |                       |                                       |                              |                       |
| <i>Finfish, Frozen Headed and Guttred</i> | 16,725                      | 133,813                      | 8.00                  |                                       |                              |                       |
| <b>Total for Bluenose</b>                 | <b>16,725</b>               | <b>133,813</b>               |                       |                                       |                              |                       |
| <b>Groper</b>                             |                             |                              |                       |                                       |                              |                       |
| <i>Finfish, Frozen Other form</i>         | 5,502                       | 40,188                       | 7.30                  |                                       |                              |                       |
| <b>Total for Groper</b>                   | <b>5,502</b>                | <b>40,188</b>                |                       |                                       |                              |                       |
| <b>Hake</b>                               |                             |                              |                       |                                       |                              |                       |
| <i>Finfish, Frozen Headed and Guttred</i> | 177,179                     | 592,859                      | 3.35                  | 15,600                                | 48,079                       | 3.08                  |
| <i>Finfish, Frozen Other form</i>         | 510,630                     | 1,925,312                    | 3.77                  | 22,440                                | 79,346                       | 3.54                  |
| <i>Finfish, Frozen Whole</i>              | 24,168                      | 83,652                       | 3.46                  |                                       |                              |                       |
| <b>Total for Hake</b>                     | <b>711,977</b>              | <b>2,601,823</b>             |                       | <b>38,040</b>                         | <b>127,425</b>               |                       |
| <b>Ling</b>                               |                             |                              |                       |                                       |                              |                       |
| <i>Finfish, Frozen Fillets</i>            | 30,168                      | 195,265                      | 6.47                  | 15,576                                | 101,192                      | 6.50                  |
| <i>Finfish, Frozen Headed and Guttred</i> | 364,441                     | 2,497,966                    | 6.85                  | 1,392                                 | 9,146                        | 6.57                  |
| <i>Finfish, Frozen Other form</i>         | 222,468                     | 1,363,035                    | 6.13                  | 28,050                                | 176,170                      | 6.28                  |
| <b>Total for Ling</b>                     | <b>617,077</b>              | <b>4,056,266</b>             |                       | <b>45,018</b>                         | <b>286,508</b>               |                       |
| <b>Mussels</b>                            |                             |                              |                       |                                       |                              |                       |
| <i>Mussels, HS Frozen</i>                 | 236,170                     | 1,243,979                    | 5.27                  | 36,700                                | 188,444                      | 5.13                  |
| <i>Mussels, Meat Frozen</i>               | 362,244                     | 2,119,889                    | 5.85                  | 20,604                                | 136,100                      | 6.61                  |
| <b>Total for Mussels</b>                  | <b>598,414</b>              | <b>3,363,868</b>             |                       | <b>57,304</b>                         | <b>324,544</b>               |                       |
| <b>Oreo Dory, Smooth</b>                  |                             |                              |                       |                                       |                              |                       |
| <i>Finfish, Frozen Fillets</i>            | 1,000                       | 7,922                        | 7.92                  |                                       |                              |                       |
| <b>Total for Oreo Dory, Smooth</b>        | <b>1,000</b>                | <b>7,922</b>                 |                       |                                       |                              |                       |
| <b>Other clams frozen</b>                 |                             |                              |                       |                                       |                              |                       |
| <i>Other Molluscs, Frozen</i>             | 30                          | 150                          | 5.00                  |                                       |                              |                       |
| <b>Total for Other clams frozen</b>       | <b>30</b>                   | <b>150</b>                   |                       |                                       |                              |                       |
| <b>Other frozen finfish</b>               |                             |                              |                       |                                       |                              |                       |
| <i>Finfish, Frozen Other form</i>         | 15,216                      | 77,344                       | 5.08                  |                                       |                              |                       |
| <b>Total for Other frozen finfish</b>     | <b>15,216</b>               | <b>77,344</b>                |                       |                                       |                              |                       |
| <b>Sole</b>                               |                             |                              |                       |                                       |                              |                       |
| <i>Finfish, Frozen Whole</i>              | 13,450                      | 44,478                       | 3.31                  |                                       |                              |                       |
| <b>Total for Sole</b>                     | <b>13,450</b>               | <b>44,478</b>                |                       |                                       |                              |                       |
| <b>Sole, Lemon</b>                        |                             |                              |                       |                                       |                              |                       |
| <i>Finfish, Frozen Other form</i>         | 36,350                      | 143,115                      | 3.94                  | 6,540                                 | 25,699                       | 3.93                  |
| <i>Finfish, Frozen Whole</i>              | 1,000                       | 5,502                        | 5.50                  |                                       |                              |                       |

| <b>NETT</b>                        | <b>Jan 2012 -- Dec 2012</b> |                              |                       | <b>Month-to-Date: December - 2012</b> |                              |                       |
|------------------------------------|-----------------------------|------------------------------|-----------------------|---------------------------------------|------------------------------|-----------------------|
|                                    | <b>Weight<br/>(kg)</b>      | <b>FOB* Value<br/>(\$NZ)</b> | <b>Unit<br/>Value</b> | <b>Weight<br/>(kg)</b>                | <b>FOB* Value<br/>(\$NZ)</b> | <b>Unit<br/>Value</b> |
| <b>Portugal</b>                    |                             |                              |                       |                                       |                              |                       |
| Total for Sole, Lemon              | 37,350                      | 148,617                      |                       | 6,540                                 | 25,699                       |                       |
| <b>Sole, New Zealand</b>           |                             |                              |                       |                                       |                              |                       |
| Finfish, Frozen Other form         | 21,230                      | 77,899                       | 3.67                  | 1,530                                 | 6,013                        | 3.93                  |
| Finfish, Frozen Whole              | 2,000                       | 10,822                       | 5.41                  |                                       |                              |                       |
| Total for Sole, New Zealand        | 23,230                      | 88,721                       |                       | 1,530                                 | 6,013                        |                       |
| <b>Warehou, Silver</b>             |                             |                              |                       |                                       |                              |                       |
| Finfish, Frozen Headed and Guttled | 4,598                       | 17,571                       | 3.82                  |                                       |                              |                       |
| Finfish, Frozen Other form         | 960                         | 4,913                        | 5.12                  |                                       |                              |                       |
| Total for Warehou, Silver          | 5,558                       | 22,484                       |                       |                                       |                              |                       |
| Total for Portugal                 | 2,053,104                   | 10,600,163                   |                       | 148,432                               | 770,189                      |                       |



| <i>NETT</i>                 | <i>Jan 2012 -- Dec 2012</i> |                              |                       | <i>Month-to-Date: December - 2012</i> |                              |                       |
|-----------------------------|-----------------------------|------------------------------|-----------------------|---------------------------------------|------------------------------|-----------------------|
|                             | <i>Weight<br/>(kg)</i>      | <i>FOB* Value<br/>(\$NZ)</i> | <i>Unit<br/>Value</i> | <i>Weight<br/>(kg)</i>                | <i>FOB* Value<br/>(\$NZ)</i> | <i>Unit<br/>Value</i> |
| <b>Qatar</b>                |                             |                              |                       |                                       |                              |                       |
| <b>Mussels</b>              |                             |                              |                       |                                       |                              |                       |
| <i>Mussels, HS Frozen</i>   | 7,212                       | 41,725                       | 5.79                  |                                       |                              |                       |
| <i>Mussels, Meat Frozen</i> | 1,932                       | 13,692                       | 7.09                  |                                       |                              |                       |
| <b>Total for Mussels</b>    | <b>9,144</b>                | <b>55,417</b>                |                       |                                       |                              |                       |
| <b>Total for Qatar</b>      | <b>9,144</b>                | <b>55,417</b>                |                       |                                       |                              |                       |

| <i>NETT</i>                     | <i>Jan 2012 -- Dec 2012</i> |                        |                                 | <i>Month-to-Date: December - 2012</i> |                        |                                 |
|---------------------------------|-----------------------------|------------------------|---------------------------------|---------------------------------------|------------------------|---------------------------------|
|                                 | <i>Weight<br/>(kg)</i>      | <i>FOB*<br/>(\$NZ)</i> | <i>Value<br/>Unit<br/>Value</i> | <i>Weight<br/>(kg)</i>                | <i>FOB*<br/>(\$NZ)</i> | <i>Value<br/>Unit<br/>Value</i> |
| <b>Reunion</b>                  |                             |                        |                                 |                                       |                        |                                 |
| <b>Mackerel, Jack</b>           |                             |                        |                                 |                                       |                        |                                 |
| <i>Finfish, Frozen Whole</i>    | 43,200                      | 74,328                 | 1.72                            |                                       |                        |                                 |
| <b>Total for Mackerel, Jack</b> | <b>43,200</b>               | <b>74,328</b>          |                                 |                                       |                        |                                 |
| <b>Mussels</b>                  |                             |                        |                                 |                                       |                        |                                 |
| <i>Mussels, HS Frozen</i>       | 2,136                       | 11,640                 | 5.45                            | 504                                   | 2,806                  | 5.57                            |
| <b>Total for Mussels</b>        | <b>2,136</b>                | <b>11,640</b>          |                                 | <b>504</b>                            | <b>2,806</b>           |                                 |
| <b>Total for Reunion</b>        | <b>45,336</b>               | <b>85,968</b>          |                                 | <b>504</b>                            | <b>2,806</b>           |                                 |

| <i>NETT</i>                  | <i>Jan 2012 -- Dec 2012</i> |                              |                       | <i>Month-to-Date: December - 2012</i> |                              |                       |
|------------------------------|-----------------------------|------------------------------|-----------------------|---------------------------------------|------------------------------|-----------------------|
|                              | <i>Weight<br/>(kg)</i>      | <i>FOB* Value<br/>(\$NZ)</i> | <i>Unit<br/>Value</i> | <i>Weight<br/>(kg)</i>                | <i>FOB* Value<br/>(\$NZ)</i> | <i>Unit<br/>Value</i> |
| <b>Romania</b>               |                             |                              |                       |                                       |                              |                       |
| <b>Kahawai</b>               |                             |                              |                       |                                       |                              |                       |
| <i>Finfish, Frozen Whole</i> | 81,000                      | 142,906                      | 1.76                  |                                       |                              |                       |
| <b>Total for Kahawai</b>     | 81,000                      | 142,906                      |                       |                                       |                              |                       |
| <b>Total for Romania</b>     | 81,000                      | 142,906                      |                       |                                       |                              |                       |

| <b>NETT</b>                                | <b>Jan 2012 -- Dec 2012</b> |                        |                                 | <b>Month-to-Date: December - 2012</b> |                        |                                 |
|--|-----------------------------|------------------------|---------------------------------|---------------------------------------|------------------------|---------------------------------|
|  | <b>Weight<br/>(kg)</b>      | <b>FOB*<br/>(\$NZ)</b> | <b>Value<br/>Unit<br/>Value</b> | <b>Weight<br/>(kg)</b>                | <b>FOB*<br/>(\$NZ)</b> | <b>Value<br/>Unit<br/>Value</b> |
| <b>Russia</b>                              |                             |                        |                                 |                                       |                        |                                 |
| <b>Antarctic Toothfish</b>                 |                             |                        |                                 |                                       |                        |                                 |
| <i>Finfish, Frozen Other form</i>          | 1,281                       | 37,828                 | 29.53                           |                                       |                        |                                 |
| <b>Total for Antarctic Toothfish</b>       | <b>1,281</b>                | <b>37,828</b>          |                                 |                                       |                        |                                 |
| <b>Barracouta</b>                          |                             |                        |                                 |                                       |                        |                                 |
| <i>Finfish, Frozen Other form</i>          | 4,035                       | 11,358                 | 2.81                            |                                       |                        |                                 |
| <b>Total for Barracouta</b>                | <b>4,035</b>                | <b>11,358</b>          |                                 |                                       |                        |                                 |
| <b>Cod</b>                                 |                             |                        |                                 |                                       |                        |                                 |
| <i>Finfish, Frozen Other form</i>          | 98,448                      | 274,805                | 2.79                            |                                       |                        |                                 |
| <b>Total for Cod</b>                       | <b>98,448</b>               | <b>274,805</b>         |                                 |                                       |                        |                                 |
| <b>Cod, Red</b>                            |                             |                        |                                 |                                       |                        |                                 |
| <i>Finfish, Frozen Fillets</i>             | 31,220                      | 77,996                 | 2.50                            |                                       |                        |                                 |
| <i>Finfish, Frozen Headed and Guttled</i>  | 346,202                     | 1,014,878              | 2.93                            |                                       |                        |                                 |
| <i>Finfish, Frozen Other form</i>          | 361,410                     | 930,021                | 2.57                            | 16,840                                | 42,025                 | 2.50                            |
| <b>Total for Cod, Red</b>                  | <b>738,832</b>              | <b>2,022,895</b>       |                                 | <b>16,840</b>                         | <b>42,025</b>          |                                 |
| <b>Eels</b>                                |                             |                        |                                 |                                       |                        |                                 |
| <i>Finfish, Chilled Headed and Guttled</i> | 2,959                       | 7,170                  | 2.42                            |                                       |                        |                                 |
| <i>Finfish, Frozen Other form</i>          | 6,855                       | 21,003                 | 3.06                            |                                       |                        |                                 |
| <i>Finfish, Frozen Whole</i>               | 15,216                      | 239,113                | 15.71                           |                                       |                        |                                 |
| <b>Total for Eels</b>                      | <b>25,030</b>               | <b>267,286</b>         |                                 |                                       |                        |                                 |
| <b>Finfish, minced blocks</b>              |                             |                        |                                 |                                       |                        |                                 |
| <i>Finfish, Frozen Other form</i>          | 63,586                      | 66,429                 | 1.04                            |                                       |                        |                                 |
| <b>Total for Finfish, minced blocks</b>    | <b>63,586</b>               | <b>66,429</b>          |                                 |                                       |                        |                                 |
| <b>Finfish, other fish meat</b>            |                             |                        |                                 |                                       |                        |                                 |
| <i>Finfish, Processed Other</i>            | 11,880                      | 16,421                 | 1.38                            |                                       |                        |                                 |
| <b>Total for Finfish, other fish meat</b>  | <b>11,880</b>               | <b>16,421</b>          |                                 |                                       |                        |                                 |
| <b>Gemfish</b>                             |                             |                        |                                 |                                       |                        |                                 |
| <i>Finfish, Frozen Other form</i>          | 24,216                      | 112,772                | 4.66                            |                                       |                        |                                 |
| <b>Total for Gemfish</b>                   | <b>24,216</b>               | <b>112,772</b>         |                                 |                                       |                        |                                 |
| <b>Ghostshark</b>                          |                             |                        |                                 |                                       |                        |                                 |
| <i>Finfish, Frozen Fillets</i>             | 390                         | 2,336                  | 5.99                            |                                       |                        |                                 |
| <i>Finfish, Frozen Headed and Guttled</i>  | 91,461                      | 295,460                | 3.23                            |                                       |                        |                                 |
| <i>Finfish, Frozen Other form</i>          | 270,839                     | 866,495                | 3.20                            | 48,604                                | 158,788                | 3.27                            |
| <b>Total for Ghostshark</b>                | <b>362,690</b>              | <b>1,164,291</b>       |                                 | <b>48,604</b>                         | <b>158,788</b>         |                                 |
| <b>Hake</b>                                |                             |                        |                                 |                                       |                        |                                 |
| <i>Finfish, Frozen Other form</i>          | 495                         | 1,568                  | 3.17                            |                                       |                        |                                 |
| <b>Total for Hake</b>                      | <b>495</b>                  | <b>1,568</b>           |                                 |                                       |                        |                                 |
| <b>Hoki</b>                                |                             |                        |                                 |                                       |                        |                                 |
| <i>Finfish, Frozen Headed and Guttled</i>  | 32,502                      | 72,735                 | 2.24                            |                                       |                        |                                 |

| <b>NETT</b>                               | <b>Jan 2012 -- Dec 2012</b> |                        |                                 | <b>Month-to-Date: December - 2012</b> |                        |                                 |
|---|-----------------------------|------------------------|---------------------------------|---------------------------------------|------------------------|---------------------------------|
|   | <b>Weight<br/>(kg)</b>      | <b>FOB*<br/>(\$NZ)</b> | <b>Value<br/>Unit<br/>Value</b> | <b>Weight<br/>(kg)</b>                | <b>FOB*<br/>(\$NZ)</b> | <b>Value<br/>Unit<br/>Value</b> |
| <b>Russia</b>                             |                             |                        |                                 |                                       |                        |                                 |
| <i>Finfish, Frozen Other form</i>         | 44,603                      | 92,652                 | 2.08                            |                                       |                        |                                 |
| <b>Total for Hoki</b>                     | <b>77,105</b>               | <b>165,387</b>         |                                 |                                       |                        |                                 |
| <b>Kahawai</b>                            |                             |                        |                                 |                                       |                        |                                 |
| <i>Finfish, Frozen Whole</i>              | 1,180                       | 1,772                  | 1.50                            |                                       |                        |                                 |
| <b>Total for Kahawai</b>                  | <b>1,180</b>                | <b>1,772</b>           |                                 |                                       |                        |                                 |
| <b>Ling</b>                               |                             |                        |                                 |                                       |                        |                                 |
| <i>Finfish, Frozen Headed and Guttled</i> | 116,762                     | 689,541                | 5.91                            | 15,504                                | 91,958                 | 5.93                            |
| <i>Finfish, Frozen Other form</i>         | 56,461                      | 340,211                | 6.03                            |                                       |                        |                                 |
| <b>Total for Ling</b>                     | <b>173,223</b>              | <b>1,029,752</b>       |                                 | <b>15,504</b>                         | <b>91,958</b>          |                                 |
| <b>Mackerel, Blue</b>                     |                             |                        |                                 |                                       |                        |                                 |
| <i>Finfish, Frozen Headed and Guttled</i> | 16,800                      | 63,417                 | 3.77                            |                                       |                        |                                 |
| <i>Finfish, Frozen Other form</i>         | 903,776                     | 2,654,701              | 2.94                            | 16,380                                | 43,880                 | 2.68                            |
| <i>Finfish, Frozen Whole</i>              | 131,525                     | 205,900                | 1.57                            |                                       |                        |                                 |
| <b>Total for Mackerel, Blue</b>           | <b>1,052,101</b>            | <b>2,924,018</b>       |                                 | <b>16,380</b>                         | <b>43,880</b>          |                                 |
| <b>Mackerel, Jack</b>                     |                             |                        |                                 |                                       |                        |                                 |
| <i>Finfish, Chilled Other form</i>        | 34,540                      | 99,972                 | 2.89                            |                                       |                        |                                 |
| <i>Finfish, Frozen Other form</i>         | 591,356                     | 1,259,169              | 2.13                            | 86,100                                | 166,831                | 1.94                            |
| <i>Finfish, Frozen Whole</i>              | 9,125                       | 14,183                 | 1.55                            |                                       |                        |                                 |
| <b>Total for Mackerel, Jack</b>           | <b>635,021</b>              | <b>1,373,324</b>       |                                 | <b>86,100</b>                         | <b>166,831</b>         |                                 |
| <b>Mackerel, Other(exl Jack)</b>          |                             |                        |                                 |                                       |                        |                                 |
| <i>Finfish, Frozen Other form</i>         | 33,600                      | 129,576                | 3.86                            |                                       |                        |                                 |
| <b>Total for Mackerel, Other(exl Ja</b>   | <b>33,600</b>               | <b>129,576</b>         |                                 |                                       |                        |                                 |
| <b>Monkfish (Stargazer)</b>               |                             |                        |                                 |                                       |                        |                                 |
| <i>Finfish, Frozen Fillets</i>            | 500                         | 4,118                  | 8.24                            |                                       |                        |                                 |
| <i>Finfish, Frozen Headed and Guttled</i> | 4,280                       | 22,540                 | 5.27                            |                                       |                        |                                 |
| <i>Finfish, Frozen Other form</i>         | 7,130                       | 38,505                 | 5.40                            |                                       |                        |                                 |
| <b>Total for Monkfish (Stargazer)</b>     | <b>11,910</b>               | <b>65,163</b>          |                                 |                                       |                        |                                 |
| <b>Mussels</b>                            |                             |                        |                                 |                                       |                        |                                 |
| <i>Mussels, HS Frozen</i>                 | 653,280                     | 3,471,826              | 5.31                            | 142,868                               | 739,015                | 5.17                            |
| <i>Mussels, Meat Frozen</i>               | 6,310                       | 25,031                 | 3.97                            |                                       |                        |                                 |
| <b>Total for Mussels</b>                  | <b>659,590</b>              | <b>3,496,857</b>       |                                 | <b>142,868</b>                        | <b>739,015</b>         |                                 |
| <b>Oreo Dory, Black</b>                   |                             |                        |                                 |                                       |                        |                                 |
| <i>Finfish, Frozen Fillets</i>            | 32,703                      | 75,402                 | 2.31                            |                                       |                        |                                 |
| <i>Finfish, Frozen Headed and Guttled</i> | 234,372                     | 476,376                | 2.03                            |                                       |                        |                                 |
| <i>Finfish, Frozen Other form</i>         | 86,438                      | 222,328                | 2.57                            | 6,248                                 | 16,767                 | 2.68                            |
| <b>Total for Oreo Dory, Black</b>         | <b>353,513</b>              | <b>774,106</b>         |                                 | <b>6,248</b>                          | <b>16,767</b>          |                                 |
| <b>Oreo Dory, Other</b>                   |                             |                        |                                 |                                       |                        |                                 |
| <i>Finfish, Frozen Headed and Guttled</i> | 1,181,796                   | 2,576,894              | 2.18                            | 383,680                               | 817,888                | 2.13                            |
| <i>Finfish, Frozen Other form</i>         | 18,061                      | 36,804                 | 2.04                            |                                       |                        |                                 |

| <b>NETT</b>                        | <b>Jan 2012 -- Dec 2012</b> |                              |                       | <b>Month-to-Date: December - 2012</b> |                              |                       |
|------------------------------------|-----------------------------|------------------------------|-----------------------|---------------------------------------|------------------------------|-----------------------|
|                                    | <b>Weight<br/>(kg)</b>      | <b>FOB* Value<br/>(\$NZ)</b> | <b>Unit<br/>Value</b> | <b>Weight<br/>(kg)</b>                | <b>FOB* Value<br/>(\$NZ)</b> | <b>Unit<br/>Value</b> |
| <b>Russia</b>                      |                             |                              |                       |                                       |                              |                       |
| Total for Oreo Dory, Other         | 1,199,857                   | 2,613,698                    |                       | 383,680                               | 817,888                      |                       |
| <b>Oreo Dory, Smooth</b>           |                             |                              |                       |                                       |                              |                       |
| Finfish, Frozen Fillets            | 2,000                       | 11,730                       | 5.87                  |                                       |                              |                       |
| Total for Oreo Dory, Smooth        | 2,000                       | 11,730                       |                       |                                       |                              |                       |
| <b>Other Flatfish</b>              |                             |                              |                       |                                       |                              |                       |
| Finfish, Frozen Fillets            | 1,100                       | 5,000                        | 4.55                  |                                       |                              |                       |
| Total for Other Flatfish           | 1,100                       | 5,000                        |                       |                                       |                              |                       |
| <b>Other frozen fillets</b>        |                             |                              |                       |                                       |                              |                       |
| Finfish, Frozen Fillets            | 18,770                      | 62,892                       | 3.35                  |                                       |                              |                       |
| Total for Other frozen fillets     | 18,770                      | 62,892                       |                       |                                       |                              |                       |
| <b>Other frozen finfish</b>        |                             |                              |                       |                                       |                              |                       |
| Finfish, Frozen Headed and Guttled | 6,390                       | 15,029                       | 2.35                  | 5,000                                 | 10,359                       | 2.07                  |
| Finfish, Frozen Other form         | 150,403                     | 372,565                      | 2.48                  | 2,744                                 | 4,989                        | 1.82                  |
| Finfish, Frozen Whole              | 547,836                     | 1,090,412                    | 1.99                  | 145,792                               | 213,284                      | 1.46                  |
| Total for Other frozen finfish     | 704,629                     | 1,478,006                    |                       | 153,536                               | 228,632                      |                       |
| <b>Patagonian Toothfish</b>        |                             |                              |                       |                                       |                              |                       |
| Finfish, Frozen Other form         | 9,174                       | 222,023                      | 24.20                 | 9,174                                 | 222,023                      | 24.20                 |
| Total for Patagonian Toothfish     | 9,174                       | 222,023                      |                       | 9,174                                 | 222,023                      |                       |
| <b>Sea Perch</b>                   |                             |                              |                       |                                       |                              |                       |
| Finfish, Frozen Whole              | 22,990                      | 61,216                       | 2.66                  |                                       |                              |                       |
| Total for Sea Perch                | 22,990                      | 61,216                       |                       |                                       |                              |                       |
| <b>Snapper</b>                     |                             |                              |                       |                                       |                              |                       |
| Finfish, Frozen Whole              | 1,070                       | 6,019                        | 5.63                  |                                       |                              |                       |
| Total for Snapper                  | 1,070                       | 6,019                        |                       |                                       |                              |                       |
| <b>Sole, Lemon</b>                 |                             |                              |                       |                                       |                              |                       |
| Finfish, Frozen Other form         | 1,000                       | 5,274                        | 5.27                  |                                       |                              |                       |
| Finfish, Frozen Whole              | 6,030                       | 34,480                       | 5.72                  |                                       |                              |                       |
| Total for Sole, Lemon              | 7,030                       | 39,754                       |                       |                                       |                              |                       |
| <b>Sole, New Zealand</b>           |                             |                              |                       |                                       |                              |                       |
| Finfish, Frozen Whole              | 2,130                       | 10,698                       | 5.02                  |                                       |                              |                       |
| Total for Sole, New Zealand        | 2,130                       | 10,698                       |                       |                                       |                              |                       |
| <b>Southern Blue Whiting</b>       |                             |                              |                       |                                       |                              |                       |
| Finfish, Frozen Other form         | 280,618                     | 420,923                      | 1.50                  |                                       |                              |                       |
| Total for Southern Blue Whiting    | 280,618                     | 420,923                      |                       |                                       |                              |                       |
| <b>Spiny Dogfish</b>               |                             |                              |                       |                                       |                              |                       |
| Finfish, Frozen Headed and Guttled | 62,320                      | 827,907                      | 13.28                 |                                       |                              |                       |
| Finfish, Frozen Other form         | 1,397                       | 3,413                        | 2.44                  |                                       |                              |                       |

| <b>NETT</b>                        | <b>Jan 2012 -- Dec 2012</b> |                              |                       | <b>Month-to-Date: December - 2012</b> |                              |                       |
|------------------------------------|-----------------------------|------------------------------|-----------------------|---------------------------------------|------------------------------|-----------------------|
|                                    | <b>Weight<br/>(kg)</b>      | <b>FOB* Value<br/>(\$NZ)</b> | <b>Unit<br/>Value</b> | <b>Weight<br/>(kg)</b>                | <b>FOB* Value<br/>(\$NZ)</b> | <b>Unit<br/>Value</b> |
| <b>Russia</b>                      |                             |                              |                       |                                       |                              |                       |
| Total for Spiny Dogfish            | 63,717                      | 831,320                      |                       |                                       |                              |                       |
| <b>Surimi, Other species</b>       |                             |                              |                       |                                       |                              |                       |
| Finfish, Surimi Other              | 19,125                      | 18,822                       | 0.98                  |                                       |                              |                       |
| Total for Surimi, Other species    | 19,125                      | 18,822                       |                       |                                       |                              |                       |
| <b>Trevally</b>                    |                             |                              |                       |                                       |                              |                       |
| Finfish, Frozen Headed and Guttled | 6,620                       | 18,518                       | 2.80                  |                                       |                              |                       |
| Total for Trevally                 | 6,620                       | 18,518                       |                       |                                       |                              |                       |
| <b>Warehou, Silver</b>             |                             |                              |                       |                                       |                              |                       |
| Finfish, Frozen Headed and Guttled | 167,849                     | 790,246                      | 4.71                  |                                       |                              |                       |
| Finfish, Frozen Other form         | 34,650                      | 157,203                      | 4.54                  |                                       |                              |                       |
| Finfish, Frozen Whole              | 10,050                      | 33,973                       | 3.38                  | 10,050                                | 33,973                       | 3.38                  |
| Total for Warehou, Silver          | 212,549                     | 981,422                      |                       | 10,050                                | 33,973                       |                       |
| Total for Russia                   | 6,879,115                   | 20,717,649                   |                       | 888,984                               | 2,561,780                    |                       |

| <b>NETT</b>                                      | <b>Jan 2012 -- Dec 2012</b> |                              |                       | <b>Month-to-Date: December - 2012</b> |                              |                       |
|--|-----------------------------|------------------------------|-----------------------|---------------------------------------|------------------------------|-----------------------|
|  | <b>Weight<br/>(kg)</b>      | <b>FOB* Value<br/>(\$NZ)</b> | <b>Unit<br/>Value</b> | <b>Weight<br/>(kg)</b>                | <b>FOB* Value<br/>(\$NZ)</b> | <b>Unit<br/>Value</b> |
| <b>Samoa</b>                                     |                             |                              |                       |                                       |                              |                       |
| <b>Anchovies</b>                                 |                             |                              |                       |                                       |                              |                       |
| <i>Finfish, Processed Cans or Jars, Whole o</i>  | 1                           | 39                           | 39.00                 |                                       |                              |                       |
| <b>Total for Anchovies</b>                       | <b>1</b>                    | <b>39</b>                    |                       |                                       |                              |                       |
| <b>Catfish</b>                                   |                             |                              |                       |                                       |                              |                       |
| <i>Finfish, Frozen Fillets</i>                   | 2,050                       | 10,363                       | 5.06                  |                                       |                              |                       |
| <b>Total for Catfish</b>                         | <b>2,050</b>                | <b>10,363</b>                |                       |                                       |                              |                       |
| <b>Caviar Substitutes</b>                        |                             |                              |                       |                                       |                              |                       |
| <i>Finfish, Processed Other</i>                  | 50                          | 845                          | 16.90                 |                                       |                              |                       |
| <b>Total for Caviar Substitutes</b>              | <b>50</b>                   | <b>845</b>                   |                       |                                       |                              |                       |
| <b>Crab</b>                                      |                             |                              |                       |                                       |                              |                       |
| <i>Other Crustacea, Frozen</i>                   | 120                         | 796                          | 6.63                  |                                       |                              |                       |
| <i>Other Crustacea, Processed</i>                | 110                         | 637                          | 5.79                  |                                       |                              |                       |
| <b>Total for Crab</b>                            | <b>230</b>                  | <b>1,433</b>                 |                       |                                       |                              |                       |
| <b>Crustaceans</b>                               |                             |                              |                       |                                       |                              |                       |
| <i>Other Crustacea, Processed</i>                | 181                         | 1,549                        | 8.56                  |                                       |                              |                       |
| <b>Total for Crustaceans</b>                     | <b>181</b>                  | <b>1,549</b>                 |                       |                                       |                              |                       |
| <b>Cuttle fish</b>                               |                             |                              |                       |                                       |                              |                       |
| <i>Other Molluscs, Dried, Salted or in Brine</i> | 24                          | 431                          | 17.96                 |                                       |                              |                       |
| <b>Total for Cuttle fish</b>                     | <b>24</b>                   | <b>431</b>                   |                       |                                       |                              |                       |
| <b>Finfish, other fish meat</b>                  |                             |                              |                       |                                       |                              |                       |
| <i>Finfish, Processed Other</i>                  | 365                         | 2,278                        | 6.24                  |                                       |                              |                       |
| <b>Total for Finfish, other fish meat</b>        | <b>365</b>                  | <b>2,278</b>                 |                       |                                       |                              |                       |
| <b>Fish cakes</b>                                |                             |                              |                       |                                       |                              |                       |
| <i>Finfish, Processed Other</i>                  | 1,890                       | 5,739                        | 3.04                  |                                       |                              |                       |
| <b>Total for Fish cakes</b>                      | <b>1,890</b>                | <b>5,739</b>                 |                       |                                       |                              |                       |
| <b>Fish fingers</b>                              |                             |                              |                       |                                       |                              |                       |
| <i>Finfish, Processed Other</i>                  | 133                         | 521                          | 3.92                  |                                       |                              |                       |
| <b>Total for Fish fingers</b>                    | <b>133</b>                  | <b>521</b>                   |                       |                                       |                              |                       |
| <b>Fish meal fit for human</b>                   |                             |                              |                       |                                       |                              |                       |
| <i>Finfish, Processed Other</i>                  | 114                         | 1,007                        | 8.83                  |                                       |                              |                       |
| <b>Total for Fish meal fit for human</b>         | <b>114</b>                  | <b>1,007</b>                 |                       |                                       |                              |                       |
| <b>Flounder</b>                                  |                             |                              |                       |                                       |                              |                       |
| <i>Finfish, Frozen Whole</i>                     | 2,780                       | 18,418                       | 6.63                  |                                       |                              |                       |
| <b>Total for Flounder</b>                        | <b>2,780</b>                | <b>18,418</b>                |                       |                                       |                              |                       |
| <b>Hoki</b>                                      |                             |                              |                       |                                       |                              |                       |
| <i>Finfish, Frozen Fillets</i>                   | 36                          | 248                          | 6.89                  |                                       |                              |                       |
| <b>Total for Hoki</b>                            | <b>36</b>                   | <b>248</b>                   |                       |                                       |                              |                       |



| <b>NETT</b>                                     | <b>Jan 2012 -- Dec 2012</b> |                              |                       | <b>Month-to-Date: December - 2012</b> |                              |                       |
|---|-----------------------------|------------------------------|-----------------------|---------------------------------------|------------------------------|-----------------------|
|   | <b>Weight<br/>(kg)</b>      | <b>FOB* Value<br/>(\$NZ)</b> | <b>Unit<br/>Value</b> | <b>Weight<br/>(kg)</b>                | <b>FOB* Value<br/>(\$NZ)</b> | <b>Unit<br/>Value</b> |
| <b>Samoa</b>                                    |                             |                              |                       |                                       |                              |                       |
| <b>Mackerel</b>                                 |                             |                              |                       |                                       |                              |                       |
| <i>Finfish, Processed Cans or Jars, Whole o</i> | 3,266                       | 18,189                       | 5.57                  |                                       |                              |                       |
| <b>Total for Mackerel</b>                       | <b>3,266</b>                | <b>18,189</b>                |                       |                                       |                              |                       |
| <b>Mussels</b>                                  |                             |                              |                       |                                       |                              |                       |
| <i>Mussels, HS Frozen</i>                       | 4,158                       | 34,392                       | 8.27                  |                                       |                              |                       |
| <i>Mussels, Meat Frozen</i>                     | 1,398                       | 11,855                       | 8.48                  |                                       |                              |                       |
| <i>Mussels, Whole Frozen</i>                    | 13                          | 126                          | 9.69                  |                                       |                              |                       |
| <i>Mussels, Processed Packed</i>                | 6                           | 75                           | 12.50                 |                                       |                              |                       |
| <b>Total for Mussels</b>                        | <b>5,575</b>                | <b>46,448</b>                |                       |                                       |                              |                       |
| <b>Octopus</b>                                  |                             |                              |                       |                                       |                              |                       |
| <i>Other Molluscs, Frozen Whole</i>             | 580                         | 6,196                        | 10.68                 |                                       |                              |                       |
| <b>Total for Octopus</b>                        | <b>580</b>                  | <b>6,196</b>                 |                       |                                       |                              |                       |
| <b>Other Crustacea</b>                          |                             |                              |                       |                                       |                              |                       |
| <i>Other Crustacea, Frozen</i>                  | 1,332                       | 7,960                        | 5.98                  |                                       |                              |                       |
| <i>Other Crustacea, Processed Packed</i>        | 210                         | 1,631                        | 7.77                  | 30                                    | 239                          | 7.97                  |
| <b>Total for Other Crustacea</b>                | <b>1,542</b>                | <b>9,591</b>                 |                       | <b>30</b>                             | <b>239</b>                   |                       |
| <b>Other Fish Packed</b>                        |                             |                              |                       |                                       |                              |                       |
| <i>Other, Processed Cans or Jars, Whole or</i>  | 70                          | 470                          | 6.71                  |                                       |                              |                       |
| <b>Total for Other Fish Packed</b>              | <b>70</b>                   | <b>470</b>                   |                       |                                       |                              |                       |
| <b>Other minced</b>                             |                             |                              |                       |                                       |                              |                       |
| <i>Finfish, Processed Packed</i>                | 40                          | 2,820                        | 70.50                 |                                       |                              |                       |
| <b>Total for Other minced</b>                   | <b>40</b>                   | <b>2,820</b>                 |                       |                                       |                              |                       |
| <b>Other Molluscs</b>                           |                             |                              |                       |                                       |                              |                       |
| <i>Other Molluscs, Frozen</i>                   | 13,336                      | 63,389                       | 4.75                  |                                       |                              |                       |
| <b>Total for Other Molluscs</b>                 | <b>13,336</b>               | <b>63,389</b>                |                       |                                       |                              |                       |
| <b>Other preparations</b>                       |                             |                              |                       |                                       |                              |                       |
| <i>Other, Processed Other</i>                   | 96                          | 1,698                        | 17.69                 |                                       |                              |                       |
| <b>Total for Other preparations</b>             | <b>96</b>                   | <b>1,698</b>                 |                       |                                       |                              |                       |
| <b>Other prepared can, jar</b>                  |                             |                              |                       |                                       |                              |                       |
| <i>Other, Processed Cans or Jars, Minced</i>    | 30                          | 180                          | 6.00                  |                                       |                              |                       |
| <b>Total for Other prepared can, jar</b>        | <b>30</b>                   | <b>180</b>                   |                       |                                       |                              |                       |
| <b>Other salmonidea</b>                         |                             |                              |                       |                                       |                              |                       |
| <i>Finfish, Frozen Headed and Guttled</i>       | 300                         | 4,530                        | 15.10                 |                                       |                              |                       |
| <b>Total for Other salmonidea</b>               | <b>300</b>                  | <b>4,530</b>                 |                       |                                       |                              |                       |
| <b>Oysters, Dredge</b>                          |                             |                              |                       |                                       |                              |                       |
| <i>Oysters, Frozen</i>                          | 154                         | 1,885                        | 12.24                 | 10                                    | 123                          | 12.30                 |
| <b>Total for Oysters, Dredge</b>                | <b>154</b>                  | <b>1,885</b>                 |                       | <b>10</b>                             | <b>123</b>                   |                       |

| <b>NETT</b>                                     | <b>Jan 2012 -- Dec 2012</b> |                        |                       | <b>Month-to-Date: December - 2012</b> |                        |                       |
|---|-----------------------------|------------------------|-----------------------|---------------------------------------|------------------------|-----------------------|
|   | <b>Weight<br/>(kg)</b>      | <b>FOB*<br/>(\$NZ)</b> | <b>Value<br/>Unit</b> | <b>Weight<br/>(kg)</b>                | <b>FOB*<br/>(\$NZ)</b> | <b>Value<br/>Unit</b> |
| <b>Samoa</b>                                    |                             |                        |                       |                                       |                        |                       |
| <b>Oysters, Pacific</b>                         |                             |                        |                       |                                       |                        |                       |
| <i>Oysters, Frozen</i>                          | 462                         | 5,411                  | 11.71                 |                                       |                        |                       |
| <b>Total for Oysters, Pacific</b>               | <b>462</b>                  | <b>5,411</b>           |                       |                                       |                        |                       |
| <b>Oysters, Rock</b>                            |                             |                        |                       |                                       |                        |                       |
| <i>Oysters, Chilled</i>                         | 70                          | 805                    | 11.50                 | 70                                    | 805                    | 11.50                 |
| <b>Total for Oysters, Rock</b>                  | <b>70</b>                   | <b>805</b>             |                       | <b>70</b>                             | <b>805</b>             |                       |
| <b>Salmon</b>                                   |                             |                        |                       |                                       |                        |                       |
| <i>Finfish, Chilled Fillets</i>                 | 20                          | 1,111                  | 55.55                 |                                       |                        |                       |
| <i>Finfish, Processed Cans or Jars, Whole o</i> | 621                         | 5,971                  | 9.62                  | 45                                    | 478                    | 10.62                 |
| <i>Finfish, Processed Packed</i>                | 158                         | 3,943                  | 24.96                 |                                       |                        |                       |
| <i>Finfish, Processed Smoked</i>                | 30                          | 1,732                  | 57.73                 |                                       |                        |                       |
| <b>Total for Salmon</b>                         | <b>829</b>                  | <b>12,757</b>          |                       | <b>45</b>                             | <b>478</b>             |                       |
| <b>Salmon, Pacific</b>                          |                             |                        |                       |                                       |                        |                       |
| <i>Finfish, Chilled Whole</i>                   | 123                         | 2,082                  | 16.93                 |                                       |                        |                       |
| <i>Finfish, Frozen Other form</i>               | 1,780                       | 29,561                 | 16.61                 |                                       |                        |                       |
| <i>Finfish, Frozen Whole</i>                    | 1,008                       | 15,589                 | 15.47                 |                                       |                        |                       |
| <b>Total for Salmon, Pacific</b>                | <b>2,911</b>                | <b>47,232</b>          |                       |                                       |                        |                       |
| <b>Salmon, Sockeye</b>                          |                             |                        |                       |                                       |                        |                       |
| <i>Finfish, Frozen Headed and Guttled</i>       | 605                         | 8,657                  | 14.31                 |                                       |                        |                       |
| <b>Total for Salmon, Sockeye</b>                | <b>605</b>                  | <b>8,657</b>           |                       |                                       |                        |                       |
| <b>Sardines</b>                                 |                             |                        |                       |                                       |                        |                       |
| <i>Finfish, Frozen Whole</i>                    | 28,000                      | 57,990                 | 2.07                  |                                       |                        |                       |
| <i>Finfish, Processed Cans or Jars, Whole o</i> | 6                           | 96                     | 16.00                 |                                       |                        |                       |
| <b>Total for Sardines</b>                       | <b>28,006</b>               | <b>58,086</b>          |                       |                                       |                        |                       |
| <b>Scallops</b>                                 |                             |                        |                       |                                       |                        |                       |
| <i>Other Molluscs, Live</i>                     | 624                         | 4,545                  | 7.28                  | 72                                    | 587                    | 8.15                  |
| <i>Other Molluscs, Frozen</i>                   | 358                         | 7,336                  | 20.49                 | 20                                    | 519                    | 25.95                 |
| <b>Total for Scallops</b>                       | <b>982</b>                  | <b>11,881</b>          |                       | <b>92</b>                             | <b>1,106</b>           |                       |
| <b>Shrimps &amp; Prawns</b>                     |                             |                        |                       |                                       |                        |                       |
| <i>Other Crustacea, Processed</i>               | 520                         | 6,502                  | 12.50                 |                                       |                        |                       |
| <b>Total for Shrimps &amp; Prawns</b>           | <b>520</b>                  | <b>6,502</b>           |                       |                                       |                        |                       |
| <b>Shrimps &amp; Prawns cold-water</b>          |                             |                        |                       |                                       |                        |                       |
| <i>Other Crustacea, Frozen</i>                  | 4,200                       | 70,503                 | 16.79                 | 164                                   | 2,677                  | 16.32                 |
| <b>Total for Shrimps &amp; Prawns col</b>       | <b>4,200</b>                | <b>70,503</b>          |                       | <b>164</b>                            | <b>2,677</b>           |                       |
| <b>Shrimps &amp; Prawns other</b>               |                             |                        |                       |                                       |                        |                       |
| <i>Other Crustacea, Frozen</i>                  | 10,751                      | 150,637                | 14.01                 |                                       |                        |                       |
| <b>Total for Shrimps &amp; Prawns oth</b>       | <b>10,751</b>               | <b>150,637</b>         |                       |                                       |                        |                       |
| <b>Sole, New Zealand</b>                        |                             |                        |                       |                                       |                        |                       |

| <b>NETT</b>                                     | <b>Jan 2012 -- Dec 2012</b> |                              |                       | <b>Month-to-Date: December - 2012</b> |                              |                       |
|---|-----------------------------|------------------------------|-----------------------|---------------------------------------|------------------------------|-----------------------|
|   | <b>Weight<br/>(kg)</b>      | <b>FOB* Value<br/>(\$NZ)</b> | <b>Unit<br/>Value</b> | <b>Weight<br/>(kg)</b>                | <b>FOB* Value<br/>(\$NZ)</b> | <b>Unit<br/>Value</b> |
| <b>Samoa</b>                                    |                             |                              |                       |                                       |                              |                       |
| <i>Finfish, Frozen Whole</i>                    | 550                         | 2,767                        | 5.03                  |                                       |                              |                       |
| <b>Total for Sole, New Zealand</b>              | <b>550</b>                  | <b>2,767</b>                 |                       |                                       |                              |                       |
| <b>Sprats</b>                                   |                             |                              |                       |                                       |                              |                       |
| <i>Finfish, Processed Cans or Jars, Whole o</i> | 640                         | 4,357                        | 6.81                  |                                       |                              |                       |
| <b>Total for Sprats</b>                         | <b>640</b>                  | <b>4,357</b>                 |                       |                                       |                              |                       |
| <b>Squid</b>                                    |                             |                              |                       |                                       |                              |                       |
| <i>Squid, Dried</i>                             | 100                         | 818                          | 8.18                  |                                       |                              |                       |
| <i>Squid, Frozen HG</i>                         | 28                          | 612                          | 21.86                 |                                       |                              |                       |
| <i>Squid, Frozen Tubes/Steaks</i>               | 503                         | 4,672                        | 9.29                  | 30                                    | 248                          | 8.27                  |
| <i>Squid, Frozen Whole</i>                      | 544                         | 5,584                        | 10.26                 |                                       |                              |                       |
| <i>Squid, Processed</i>                         | 40                          | 275                          | 6.88                  |                                       |                              |                       |
| <b>Total for Squid</b>                          | <b>1,215</b>                | <b>11,961</b>                |                       | <b>30</b>                             | <b>248</b>                   |                       |
| <b>Surimi, Other species</b>                    |                             |                              |                       |                                       |                              |                       |
| <i>Finfish, Surimi Other</i>                    | 9,228                       | 34,668                       | 3.76                  |                                       |                              |                       |
| <b>Total for Surimi, Other species</b>          | <b>9,228</b>                | <b>34,668</b>                |                       |                                       |                              |                       |
| <b>Tunas &amp; Atlantic Bonito</b>              |                             |                              |                       |                                       |                              |                       |
| <i>Finfish, Processed Cans or Jars, Whole o</i> | 429                         | 5,597                        | 13.05                 |                                       |                              |                       |
| <b>Total for Tunas &amp; Atlantic Bonit</b>     | <b>429</b>                  | <b>5,597</b>                 |                       |                                       |                              |                       |
| <b>Whitebait</b>                                |                             |                              |                       |                                       |                              |                       |
| <i>Finfish, Frozen Whole</i>                    | 11                          | 168                          | 15.27                 |                                       |                              |                       |
| <b>Total for Whitebait</b>                      | <b>11</b>                   | <b>168</b>                   |                       |                                       |                              |                       |
| <b>Total for Samoa</b>                          | <b>94,252</b>               | <b>630,256</b>               |                       | <b>441</b>                            | <b>5,676</b>                 |                       |

| <i>NETT</i>                   | <i>Jan 2012 -- Dec 2012</i> |                              |                       | <i>Month-to-Date: December - 2012</i> |                              |                       |
|-------------------------------|-----------------------------|------------------------------|-----------------------|---------------------------------------|------------------------------|-----------------------|
|                               | <i>Weight<br/>(kg)</i>      | <i>FOB* Value<br/>(\$NZ)</i> | <i>Unit<br/>Value</i> | <i>Weight<br/>(kg)</i>                | <i>FOB* Value<br/>(\$NZ)</i> | <i>Unit<br/>Value</i> |
| <b>Saudi Arabia</b>           |                             |                              |                       |                                       |                              |                       |
| <b>Mussels</b>                |                             |                              |                       |                                       |                              |                       |
| <i>Mussels, HS Frozen</i>     | 69,560                      | 373,805                      | 5.37                  | 5,000                                 | 25,646                       | 5.13                  |
| <i>Mussels, Meat Frozen</i>   | 2,820                       | 18,797                       | 6.67                  |                                       |                              |                       |
| <b>Total for Mussels</b>      | <b>72,380</b>               | <b>392,602</b>               |                       | <b>5,000</b>                          | <b>25,646</b>                |                       |
| <b>Trevally</b>               |                             |                              |                       |                                       |                              |                       |
| <i>Finfish, Frozen Whole</i>  | 425,650                     | 941,873                      | 2.21                  | 102,790                               | 247,928                      | 2.41                  |
| <b>Total for Trevally</b>     | <b>425,650</b>              | <b>941,873</b>               |                       | <b>102,790</b>                        | <b>247,928</b>               |                       |
| <b>Total for Saudi Arabia</b> | <b>498,030</b>              | <b>1,334,475</b>             |                       | <b>107,790</b>                        | <b>273,574</b>               |                       |

| <b>NETT</b>                                | <b>Jan 2012 -- Dec 2012</b> |                              |                       | <b>Month-to-Date: December - 2012</b> |                              |                       |
|--|-----------------------------|------------------------------|-----------------------|---------------------------------------|------------------------------|-----------------------|
|  | <b>Weight<br/>(kg)</b>      | <b>FOB* Value<br/>(\$NZ)</b> | <b>Unit<br/>Value</b> | <b>Weight<br/>(kg)</b>                | <b>FOB* Value<br/>(\$NZ)</b> | <b>Unit<br/>Value</b> |
| <b>Singapore</b>                           |                             |                              |                       |                                       |                              |                       |
| <b>Alfonsino</b>                           |                             |                              |                       |                                       |                              |                       |
| <i>Finfish, Frozen Whole</i>               | 190                         | 629                          | 3.31                  |                                       |                              |                       |
| <b>Total for Alfonsino</b>                 | <b>190</b>                  | <b>629</b>                   |                       |                                       |                              |                       |
| <b>Anchovies</b>                           |                             |                              |                       |                                       |                              |                       |
| <i>Finfish, Chilled Other form</i>         | 101                         | 1,033                        | 10.23                 |                                       |                              |                       |
| <i>Finfish, Chilled Whole</i>              | 61                          | 999                          | 16.38                 |                                       |                              |                       |
| <b>Total for Anchovies</b>                 | <b>162</b>                  | <b>2,032</b>                 |                       |                                       |                              |                       |
| <b>Antarctic Toothfish</b>                 |                             |                              |                       |                                       |                              |                       |
| <i>Finfish, Frozen Headed and Guttled</i>  | 15,054                      | 422,878                      | 28.09                 |                                       |                              |                       |
| <b>Total for Antarctic Toothfish</b>       | <b>15,054</b>               | <b>422,878</b>               |                       |                                       |                              |                       |
| <b>Bluenose</b>                            |                             |                              |                       |                                       |                              |                       |
| <i>Finfish, Chilled Fillets</i>            | 40                          | 995                          | 24.88                 |                                       |                              |                       |
| <i>Finfish, Chilled Headed and Guttled</i> | 352                         | 6,027                        | 17.12                 |                                       |                              |                       |
| <i>Finfish, Chilled Whole</i>              | 26                          | 332                          | 12.77                 |                                       |                              |                       |
| <i>Finfish, Frozen Headed and Guttled</i>  | 15,013                      | 100,216                      | 6.68                  |                                       |                              |                       |
| <i>Finfish, Frozen Other form</i>          | 6,090                       | 39,706                       | 6.52                  |                                       |                              |                       |
| <b>Total for Bluenose</b>                  | <b>21,521</b>               | <b>147,276</b>               |                       |                                       |                              |                       |
| <b>Cardinal Fish</b>                       |                             |                              |                       |                                       |                              |                       |
| <i>Finfish, Chilled Fillets</i>            | 20                          | 180                          | 9.00                  |                                       |                              |                       |
| <b>Total for Cardinal Fish</b>             | <b>20</b>                   | <b>180</b>                   |                       |                                       |                              |                       |
| <b>Cockles</b>                             |                             |                              |                       |                                       |                              |                       |
| <i>Other Molluscs, Chilled</i>             | 1,195                       | 12,445                       | 10.41                 |                                       |                              |                       |
| <b>Total for Cockles</b>                   | <b>1,195</b>                | <b>12,445</b>                |                       |                                       |                              |                       |
| <b>Cod</b>                                 |                             |                              |                       |                                       |                              |                       |
| <i>Finfish, Chilled Other form</i>         | 20                          | 299                          | 14.95                 |                                       |                              |                       |
| <b>Total for Cod</b>                       | <b>20</b>                   | <b>299</b>                   |                       |                                       |                              |                       |
| <b>Cod, Blue</b>                           |                             |                              |                       |                                       |                              |                       |
| <i>Finfish, Frozen Fillets</i>             | 100                         | 2,300                        | 23.00                 |                                       |                              |                       |
| <b>Total for Cod, Blue</b>                 | <b>100</b>                  | <b>2,300</b>                 |                       |                                       |                              |                       |
| <b>Cod, Red</b>                            |                             |                              |                       |                                       |                              |                       |
| <i>Finfish, Frozen Fillets</i>             | 5,334                       | 14,906                       | 2.79                  |                                       |                              |                       |
| <b>Total for Cod, Red</b>                  | <b>5,334</b>                | <b>14,906</b>                |                       |                                       |                              |                       |
| <b>Crab</b>                                |                             |                              |                       |                                       |                              |                       |
| <i>Other Crustacea, Chilled Live</i>       | 72                          | 1,737                        | 24.13                 |                                       |                              |                       |
| <b>Total for Crab</b>                      | <b>72</b>                   | <b>1,737</b>                 |                       |                                       |                              |                       |
| <b>Dogfish and Other Sharks</b>            |                             |                              |                       |                                       |                              |                       |
| <i>Finfish, Chilled Headed and Guttled</i> | 37                          | 803                          | 21.70                 |                                       |                              |                       |
| <b>Total for Dogfish and Other Sha</b>     | <b>37</b>                   | <b>803</b>                   |                       |                                       |                              |                       |

| <b>NETT</b>                                | <b>Jan 2012 -- Dec 2012</b> |                              |                       | <b>Month-to-Date: December - 2012</b> |                              |                       |
|--|-----------------------------|------------------------------|-----------------------|---------------------------------------|------------------------------|-----------------------|
|  | <b>Weight<br/>(kg)</b>      | <b>FOB* Value<br/>(\$NZ)</b> | <b>Unit<br/>Value</b> | <b>Weight<br/>(kg)</b>                | <b>FOB* Value<br/>(\$NZ)</b> | <b>Unit<br/>Value</b> |
| <b>Singapore</b>                           |                             |                              |                       |                                       |                              |                       |
| <b>Elephant Fish</b>                       |                             |                              |                       |                                       |                              |                       |
| <i>Finfish, Chilled Fillets</i>            | 336                         | 2,653                        | 7.90                  |                                       |                              |                       |
| <i>Finfish, Frozen Other form</i>          | 3,610                       | 96,681                       | 26.78                 | 160                                   | 3,928                        | 24.55                 |
| <b>Total for Elephant Fish</b>             | <b>3,946</b>                | <b>99,334</b>                |                       | <b>160</b>                            | <b>3,928</b>                 |                       |
| <b>Finfish extracts and juices</b>         |                             |                              |                       |                                       |                              |                       |
| <i>Finfish, Processed Extracts</i>         | 20                          | 853                          | 42.65                 |                                       |                              |                       |
| <b>Total for Finfish extracts and jui</b>  | <b>20</b>                   | <b>853</b>                   |                       |                                       |                              |                       |
| <b>Finfish, other fish meat</b>            |                             |                              |                       |                                       |                              |                       |
| <i>Finfish, Processed Other</i>            | 1,340                       | 29,040                       | 21.67                 | 127                                   | 3,011                        | 23.71                 |
| <b>Total for Finfish, other fish meat</b>  | <b>1,340</b>                | <b>29,040</b>                |                       | <b>127</b>                            | <b>3,011</b>                 |                       |
| <b>Fish cakes</b>                          |                             |                              |                       |                                       |                              |                       |
| <i>Finfish, Processed Other</i>            | 33                          | 158                          | 4.79                  |                                       |                              |                       |
| <b>Total for Fish cakes</b>                | <b>33</b>                   | <b>158</b>                   |                       |                                       |                              |                       |
| <b>Fish fingers</b>                        |                             |                              |                       |                                       |                              |                       |
| <i>Finfish, Processed Other</i>            | 2,800                       | 13,458                       | 4.81                  |                                       |                              |                       |
| <b>Total for Fish fingers</b>              | <b>2,800</b>                | <b>13,458</b>                |                       |                                       |                              |                       |
| <b>Fish prod unfit for human</b>           |                             |                              |                       |                                       |                              |                       |
| <i>Finfish, Processed Other</i>            | 65,352                      | 194,063                      | 2.97                  | 18,096                                | 53,425                       | 2.95                  |
| <b>Total for Fish prod unfit for hum</b>   | <b>65,352</b>               | <b>194,063</b>               |                       | <b>18,096</b>                         | <b>53,425</b>                |                       |
| <b>Flounder</b>                            |                             |                              |                       |                                       |                              |                       |
| <i>Finfish, Chilled Whole</i>              | 1,074                       | 14,738                       | 13.72                 | 124                                   | 1,891                        | 15.25                 |
| <b>Total for Flounder</b>                  | <b>1,074</b>                | <b>14,738</b>                |                       | <b>124</b>                            | <b>1,891</b>                 |                       |
| <b>Ghostshark</b>                          |                             |                              |                       |                                       |                              |                       |
| <i>Finfish, Frozen Other form</i>          | 18,540                      | 359,121                      | 19.37                 | 7,140                                 | 132,447                      | 18.55                 |
| <b>Total for Ghostshark</b>                | <b>18,540</b>               | <b>359,121</b>               |                       | <b>7,140</b>                          | <b>132,447</b>               |                       |
| <b>Groper</b>                              |                             |                              |                       |                                       |                              |                       |
| <i>Finfish, Chilled Fillets</i>            | 251                         | 5,590                        | 22.27                 |                                       |                              |                       |
| <i>Finfish, Chilled Headed and Guttled</i> | 821                         | 16,133                       | 19.65                 | 67                                    | 1,429                        | 21.33                 |
| <i>Finfish, Chilled Other form</i>         | 31                          | 479                          | 15.45                 |                                       |                              |                       |
| <i>Finfish, Chilled Whole</i>              | 956                         | 12,428                       | 13.00                 | 188                                   | 3,034                        | 16.14                 |
| <b>Total for Groper</b>                    | <b>2,059</b>                | <b>34,630</b>                |                       | <b>255</b>                            | <b>4,463</b>                 |                       |
| <b>Gurnard</b>                             |                             |                              |                       |                                       |                              |                       |
| <i>Finfish, Chilled Fillets</i>            | 473                         | 9,160                        | 19.37                 | 3                                     | 75                           | 25.00                 |
| <i>Finfish, Chilled Whole</i>              | 1,216                       | 11,451                       | 9.42                  | 172                                   | 1,740                        | 10.12                 |
| <b>Total for Gurnard</b>                   | <b>1,689</b>                | <b>20,611</b>                |                       | <b>175</b>                            | <b>1,815</b>                 |                       |
| <b>Hake</b>                                |                             |                              |                       |                                       |                              |                       |
| <i>Finfish, Frozen Fillets</i>             | 1,120                       | 5,064                        | 4.52                  |                                       |                              |                       |
| <b>Total for Hake</b>                      | <b>1,120</b>                | <b>5,064</b>                 |                       |                                       |                              |                       |

| <b>NETT</b>                                | <b>Jan 2012 -- Dec 2012</b> |                              |                       | <b>Month-to-Date: December - 2012</b> |                              |                       |
|--|-----------------------------|------------------------------|-----------------------|---------------------------------------|------------------------------|-----------------------|
|  | <b>Weight<br/>(kg)</b>      | <b>FOB* Value<br/>(\$NZ)</b> | <b>Unit<br/>Value</b> | <b>Weight<br/>(kg)</b>                | <b>FOB* Value<br/>(\$NZ)</b> | <b>Unit<br/>Value</b> |
| <b>Singapore</b>                           |                             |                              |                       |                                       |                              |                       |
| <b>Hoki</b>                                |                             |                              |                       |                                       |                              |                       |
| <i>Finfish, Chilled Fillets</i>            | 70                          | 548                          | 7.83                  |                                       |                              |                       |
| <i>Finfish, Frozen Fillets</i>             | 10,283                      | 61,983                       | 6.03                  |                                       |                              |                       |
| <b>Total for Hoki</b>                      | <b>10,353</b>               | <b>62,531</b>                |                       |                                       |                              |                       |
| <b>John Dory</b>                           |                             |                              |                       |                                       |                              |                       |
| <i>Finfish, Chilled Fillets</i>            | 207                         | 2,692                        | 13.00                 |                                       |                              |                       |
| <i>Finfish, Chilled Headed and Guttled</i> | 1,409                       | 23,323                       | 16.55                 | 12                                    | 230                          | 19.17                 |
| <i>Finfish, Chilled Other form</i>         | 37                          | 459                          | 12.41                 |                                       |                              |                       |
| <i>Finfish, Chilled Whole</i>              | 6,535                       | 91,284                       | 13.97                 | 513                                   | 7,226                        | 14.09                 |
| <b>Total for John Dory</b>                 | <b>8,188</b>                | <b>117,758</b>               |                       | <b>525</b>                            | <b>7,456</b>                 |                       |
| <b>Kingfish, Yellowtail</b>                |                             |                              |                       |                                       |                              |                       |
| <i>Finfish, Chilled Whole</i>              | 699                         | 9,038                        | 12.93                 | 126                                   | 1,675                        | 13.29                 |
| <b>Total for Kingfish, Yellowtail</b>      | <b>699</b>                  | <b>9,038</b>                 |                       | <b>126</b>                            | <b>1,675</b>                 |                       |
| <b>Leatherjacket</b>                       |                             |                              |                       |                                       |                              |                       |
| <i>Finfish, Chilled Other form</i>         | 13                          | 63                           | 4.85                  |                                       |                              |                       |
| <b>Total for Leatherjacket</b>             | <b>13</b>                   | <b>63</b>                    |                       |                                       |                              |                       |
| <b>Ling</b>                                |                             |                              |                       |                                       |                              |                       |
| <i>Finfish, Chilled Fillets</i>            | 201                         | 3,363                        | 16.73                 |                                       |                              |                       |
| <i>Finfish, Frozen Fillets</i>             | 14,386                      | 172,910                      | 12.02                 |                                       |                              |                       |
| <i>Finfish, Frozen Other form</i>          | 2,926                       | 4,882                        | 1.67                  |                                       |                              |                       |
| <b>Total for Ling</b>                      | <b>17,513</b>               | <b>181,155</b>               |                       |                                       |                              |                       |
| <b>Mackerel</b>                            |                             |                              |                       |                                       |                              |                       |
| <i>Finfish, Chilled Headed and Guttled</i> | 21                          | 189                          | 9.00                  |                                       |                              |                       |
| <b>Total for Mackerel</b>                  | <b>21</b>                   | <b>189</b>                   |                       |                                       |                              |                       |
| <b>Monkfish (Stargazer)</b>                |                             |                              |                       |                                       |                              |                       |
| <i>Finfish, Chilled Fillets</i>            | 352                         | 5,070                        | 14.40                 |                                       |                              |                       |
| <i>Finfish, Chilled Other form</i>         | 507                         | 4,789                        | 9.45                  | 12                                    | 113                          | 9.42                  |
| <i>Finfish, Frozen Fillets</i>             | 2,830                       | 24,176                       | 8.54                  |                                       |                              |                       |
| <b>Total for Monkfish (Stargazer)</b>      | <b>3,689</b>                | <b>34,035</b>                |                       | <b>12</b>                             | <b>113</b>                   |                       |
| <b>Mussels</b>                             |                             |                              |                       |                                       |                              |                       |
| <i>Mussels, HS Fresh/Chld</i>              | 60                          | 347                          | 5.78                  |                                       |                              |                       |
| <i>Mussels, HS Frozen</i>                  | 404,527                     | 2,232,520                    | 5.52                  | 41,564                                | 222,872                      | 5.36                  |
| <i>Mussels, Live</i>                       | 7,247                       | 45,233                       | 6.24                  | 254                                   | 1,353                        | 5.33                  |
| <i>Mussels, Meat Chilled/Frsh</i>          | 600                         | 3,341                        | 5.57                  |                                       |                              |                       |
| <i>Mussels, Meat Frozen</i>                | 21,390                      | 130,704                      | 6.11                  |                                       |                              |                       |
| <i>Mussels, Whole Chilled</i>              | 1,200                       | 7,228                        | 6.02                  | 255                                   | 1,728                        | 6.78                  |
| <i>Mussels, Whole Frozen</i>               | 6,827                       | 27,771                       | 4.07                  |                                       |                              |                       |
| <i>Mussels, Chilled</i>                    | 288                         | 1,519                        | 5.27                  |                                       |                              |                       |
| <i>Mussels, Dried, Salted or in Brine</i>  | 1,021                       | 8,245                        | 8.08                  |                                       |                              |                       |
| <i>Mussels, Processed Packed</i>           | 480                         | 1,280                        | 2.67                  |                                       |                              |                       |
| <b>Total for Mussels</b>                   | <b>443,640</b>              | <b>2,458,188</b>             |                       | <b>42,073</b>                         | <b>225,953</b>               |                       |

| <b>NETT</b>                                    | <b>Jan 2012 -- Dec 2012</b> |                              |                       | <b>Month-to-Date: December - 2012</b> |                              |                       |
|--|-----------------------------|------------------------------|-----------------------|---------------------------------------|------------------------------|-----------------------|
|  | <b>Weight<br/>(kg)</b>      | <b>FOB* Value<br/>(\$NZ)</b> | <b>Unit<br/>Value</b> | <b>Weight<br/>(kg)</b>                | <b>FOB* Value<br/>(\$NZ)</b> | <b>Unit<br/>Value</b> |
| <b>Singapore</b>                               |                             |                              |                       |                                       |                              |                       |
| <b>Norway Lobster</b>                          |                             |                              |                       |                                       |                              |                       |
| <i>Other Crustacea, Frozen</i>                 | 4,392                       | 153,433                      | 34.93                 |                                       |                              |                       |
| <b>Total for Norway Lobster</b>                | <b>4,392</b>                | <b>153,433</b>               |                       |                                       |                              |                       |
| <b>Octopus</b>                                 |                             |                              |                       |                                       |                              |                       |
| <i>Other Molluscs, Chilled</i>                 | 49                          | 382                          | 7.80                  |                                       |                              |                       |
| <b>Total for Octopus</b>                       | <b>49</b>                   | <b>382</b>                   |                       |                                       |                              |                       |
| <b>Orange Roughy</b>                           |                             |                              |                       |                                       |                              |                       |
| <i>Finfish, Chilled Fillets</i>                | 50                          | 1,332                        | 26.64                 |                                       |                              |                       |
| <i>Finfish, Chilled Other form</i>             | 40                          | 776                          | 19.40                 |                                       |                              |                       |
| <i>Finfish, Frozen Fillets</i>                 | 6,850                       | 105,366                      | 15.38                 | 30                                    | 778                          | 25.93                 |
| <b>Total for Orange Roughy</b>                 | <b>6,940</b>                | <b>107,474</b>               |                       | <b>30</b>                             | <b>778</b>                   |                       |
| <b>Oreo Dory, Smooth</b>                       |                             |                              |                       |                                       |                              |                       |
| <i>Finfish, Chilled Fillets</i>                | 50                          | 835                          | 16.70                 |                                       |                              |                       |
| <b>Total for Oreo Dory, Smooth</b>             | <b>50</b>                   | <b>835</b>                   |                       |                                       |                              |                       |
| <b>Other chilled fillets</b>                   |                             |                              |                       |                                       |                              |                       |
| <i>Finfish, Chilled Fillets</i>                | 1,279                       | 17,421                       | 13.62                 |                                       |                              |                       |
| <b>Total for Other chilled fillets</b>         | <b>1,279</b>                | <b>17,421</b>                |                       |                                       |                              |                       |
| <b>Other chilled finfish</b>                   |                             |                              |                       |                                       |                              |                       |
| <i>Finfish, Chilled Headed and Guttled</i>     | 483                         | 7,788                        | 16.12                 | 37                                    | 584                          | 15.78                 |
| <i>Finfish, Chilled Other form</i>             | 377                         | 4,560                        | 12.10                 | 10                                    | 54                           | 5.40                  |
| <i>Finfish, Chilled Whole</i>                  | 1,068                       | 12,774                       | 11.96                 | 101                                   | 1,326                        | 13.13                 |
| <b>Total for Other chilled finfish</b>         | <b>1,928</b>                | <b>25,122</b>                |                       | <b>148</b>                            | <b>1,964</b>                 |                       |
| <b>Other clams chilled</b>                     |                             |                              |                       |                                       |                              |                       |
| <i>Other Molluscs, Chilled</i>                 | 4,690                       | 42,137                       | 8.98                  | 520                                   | 3,993                        | 7.68                  |
| <b>Total for Other clams chilled</b>           | <b>4,690</b>                | <b>42,137</b>                |                       | <b>520</b>                            | <b>3,993</b>                 |                       |
| <b>Other clams frozen</b>                      |                             |                              |                       |                                       |                              |                       |
| <i>Other Molluscs, Frozen</i>                  | 906                         | 9,059                        | 10.00                 |                                       |                              |                       |
| <b>Total for Other clams frozen</b>            | <b>906</b>                  | <b>9,059</b>                 |                       |                                       |                              |                       |
| <b>Other Dogfish/Shark</b>                     |                             |                              |                       |                                       |                              |                       |
| <i>Finfish, Frozen Other form</i>              | 2,680                       | 40,754                       | 15.21                 | 315                                   | 4,489                        | 14.25                 |
| <b>Total for Other Dogfish/Shark</b>           | <b>2,680</b>                | <b>40,754</b>                |                       | <b>315</b>                            | <b>4,489</b>                 |                       |
| <b>Other Fish Packed</b>                       |                             |                              |                       |                                       |                              |                       |
| <i>Other, Processed Cans or Jars, Whole or</i> | 772                         | 4,462                        | 5.78                  |                                       |                              |                       |
| <b>Total for Other Fish Packed</b>             | <b>772</b>                  | <b>4,462</b>                 |                       |                                       |                              |                       |
| <b>Other Flatfish</b>                          |                             |                              |                       |                                       |                              |                       |
| <i>Finfish, Chilled Fillets</i>                | 60                          | 959                          | 15.98                 |                                       |                              |                       |
| <i>Finfish, Frozen Fillets</i>                 | 100                         | 582                          | 5.82                  |                                       |                              |                       |
| <b>Total for Other Flatfish</b>                | <b>160</b>                  | <b>1,541</b>                 |                       |                                       |                              |                       |



| <b>NETT</b>                                   | <i>Jan 2012 -- Dec 2012</i> |                              |                       | <i>Month-to-Date: December - 2012</i> |                              |                       |
|---|-----------------------------|------------------------------|-----------------------|---------------------------------------|------------------------------|-----------------------|
|   | <i>Weight<br/>(kg)</i>      | <i>FOB* Value<br/>(\$NZ)</i> | <i>Unit<br/>Value</i> | <i>Weight<br/>(kg)</i>                | <i>FOB* Value<br/>(\$NZ)</i> | <i>Unit<br/>Value</i> |
| <b>Singapore</b>                              |                             |                              |                       |                                       |                              |                       |
| <b>Other frozen fillets</b>                   |                             |                              |                       |                                       |                              |                       |
| <i>Finfish, Frozen Fillets</i>                | 100                         | 1,141                        | 11.41                 |                                       |                              |                       |
| <b>Total for Other frozen fillets</b>         | <b>100</b>                  | <b>1,141</b>                 |                       |                                       |                              |                       |
| <b>Other frozen finfish</b>                   |                             |                              |                       |                                       |                              |                       |
| <i>Finfish, Frozen Other form</i>             | 1,220                       | 3,297                        | 2.70                  |                                       |                              |                       |
| <i>Finfish, Frozen Whole</i>                  | 46,045                      | 151,352                      | 3.29                  |                                       |                              |                       |
| <b>Total for Other frozen finfish</b>         | <b>47,265</b>               | <b>154,649</b>               |                       |                                       |                              |                       |
| <b>Other invertebrate</b>                     |                             |                              |                       |                                       |                              |                       |
| <i>Other, Dried, Salted or in Brine</i>       | 64                          | 5,728                        | 89.50                 |                                       |                              |                       |
| <b>Total for Other invertebrate</b>           | <b>64</b>                   | <b>5,728</b>                 |                       |                                       |                              |                       |
| <b>Other Molluscs</b>                         |                             |                              |                       |                                       |                              |                       |
| <i>Other Molluscs, Live</i>                   | 4,316                       | 38,310                       | 8.88                  | 120                                   | 1,212                        | 10.10                 |
| <i>Other Molluscs, Processed Packed</i>       | 8,102                       | 39,446                       | 4.87                  |                                       |                              |                       |
| <b>Total for Other Molluscs</b>               | <b>12,418</b>               | <b>77,756</b>                |                       | <b>120</b>                            | <b>1,212</b>                 |                       |
| <b>Other preparations</b>                     |                             |                              |                       |                                       |                              |                       |
| <i>Other, Processed Other</i>                 | 50,753                      | 259,991                      | 5.12                  |                                       |                              |                       |
| <b>Total for Other preparations</b>           | <b>50,753</b>               | <b>259,991</b>               |                       |                                       |                              |                       |
| <b>Oysters, Dredge</b>                        |                             |                              |                       |                                       |                              |                       |
| <i>Oysters, Live</i>                          | 2,084                       | 29,360                       | 14.09                 |                                       |                              |                       |
| <b>Total for Oysters, Dredge</b>              | <b>2,084</b>                | <b>29,360</b>                |                       |                                       |                              |                       |
| <b>Oysters, Pacific</b>                       |                             |                              |                       |                                       |                              |                       |
| <i>Oysters, Live</i>                          | 44,245                      | 463,654                      | 10.48                 |                                       |                              |                       |
| <i>Oysters, Chilled</i>                       | 100                         | 1,239                        | 12.39                 |                                       |                              |                       |
| <b>Total for Oysters, Pacific</b>             | <b>44,345</b>               | <b>464,893</b>               |                       |                                       |                              |                       |
| <b>Oysters, Rock</b>                          |                             |                              |                       |                                       |                              |                       |
| <i>Oysters, Chilled</i>                       | 400                         | 6,835                        | 17.09                 |                                       |                              |                       |
| <b>Total for Oysters, Rock</b>                | <b>400</b>                  | <b>6,835</b>                 |                       |                                       |                              |                       |
| <b>Patagonian Toothfish</b>                   |                             |                              |                       |                                       |                              |                       |
| <i>Finfish, Frozen Other form</i>             | 122,335                     | 3,458,007                    | 28.27                 | 8,719                                 | 195,729                      | 22.45                 |
| <b>Total for Patagonian Toothfish</b>         | <b>122,335</b>              | <b>3,458,007</b>             |                       | <b>8,719</b>                          | <b>195,729</b>               |                       |
| <b>Paua</b>                                   |                             |                              |                       |                                       |                              |                       |
| <i>Other Molluscs, Frozen</i>                 | 1,505                       | 42,740                       | 28.40                 |                                       |                              |                       |
| <i>Other Molluscs, Processed Cans or Jars</i> | 256,523                     | 15,640,238                   | 60.97                 | 37,686                                | 2,354,946                    | 62.49                 |
| <b>Total for Paua</b>                         | <b>258,028</b>              | <b>15,682,978</b>            |                       | <b>37,686</b>                         | <b>2,354,946</b>             |                       |
| <b>Rays &amp; Skates</b>                      |                             |                              |                       |                                       |                              |                       |
| <i>Finfish, Chilled Whole</i>                 | 87                          | 918                          | 10.55                 |                                       |                              |                       |
| <b>Total for Rays &amp; Skates</b>            | <b>87</b>                   | <b>918</b>                   |                       |                                       |                              |                       |

| <b>NETT</b>                                     | <b>Jan 2012 -- Dec 2012</b> |                              |                       | <b>Month-to-Date: December - 2012</b> |                              |                       |
|---|-----------------------------|------------------------------|-----------------------|---------------------------------------|------------------------------|-----------------------|
|   | <b>Weight<br/>(kg)</b>      | <b>FOB* Value<br/>(\$NZ)</b> | <b>Unit<br/>Value</b> | <b>Weight<br/>(kg)</b>                | <b>FOB* Value<br/>(\$NZ)</b> | <b>Unit<br/>Value</b> |
| <b>Singapore</b>                                |                             |                              |                       |                                       |                              |                       |
| <b>Rock Lobster</b>                             |                             |                              |                       |                                       |                              |                       |
| <i>Rock Lobster, Chilled Live</i>               | 5,079                       | 458,207                      | 90.22                 |                                       |                              |                       |
| <b>Total for Rock Lobster</b>                   | <b>5,079</b>                | <b>458,207</b>               |                       |                                       |                              |                       |
| <b>Salmon</b>                                   |                             |                              |                       |                                       |                              |                       |
| <i>Finfish, Chilled Fillets</i>                 | 171                         | 4,642                        | 27.15                 | 27                                    | 756                          | 28.00                 |
| <i>Finfish, Processed Cans or Jars, Whole o</i> | 4                           | 470                          | 117.50                | 4                                     | 470                          | 117.50                |
| <i>Finfish, Processed Smoked</i>                | 2,520                       | 95,964                       | 38.08                 | 223                                   | 7,243                        | 32.48                 |
| <b>Total for Salmon</b>                         | <b>2,695</b>                | <b>101,076</b>               |                       | <b>254</b>                            | <b>8,469</b>                 |                       |
| <b>Salmon, Pacific</b>                          |                             |                              |                       |                                       |                              |                       |
| <i>Finfish, Chilled Other form</i>              | 1,060                       | 24,447                       | 23.06                 | 115                                   | 2,681                        | 23.31                 |
| <i>Finfish, Chilled Whole</i>                   | 28,455                      | 377,514                      | 13.27                 | 1,759                                 | 25,641                       | 14.58                 |
| <i>Finfish, Frozen Headed and Guttled</i>       | 35,144                      | 270,248                      | 7.69                  |                                       |                              |                       |
| <b>Total for Salmon, Pacific</b>                | <b>64,659</b>               | <b>672,209</b>               |                       | <b>1,874</b>                          | <b>28,322</b>                |                       |
| <b>Scallops</b>                                 |                             |                              |                       |                                       |                              |                       |
| <i>Other Molluscs, Frozen</i>                   | 690                         | 11,986                       | 17.37                 |                                       |                              |                       |
| <b>Total for Scallops</b>                       | <b>690</b>                  | <b>11,986</b>                |                       |                                       |                              |                       |
| <b>School shark</b>                             |                             |                              |                       |                                       |                              |                       |
| <i>Finfish, Frozen Fillets</i>                  | 268                         | 5,800                        | 21.64                 | 103                                   | 2,257                        | 21.91                 |
| <i>Finfish, Frozen Other form</i>               | 17,085                      | 863,592                      | 50.55                 | 1,950                                 | 82,943                       | 42.53                 |
| <b>Total for School shark</b>                   | <b>17,353</b>               | <b>869,392</b>               |                       | <b>2,053</b>                          | <b>85,200</b>                |                       |
| <b>Sea Perch</b>                                |                             |                              |                       |                                       |                              |                       |
| <i>Finfish, Frozen Whole</i>                    | 2,400                       | 6,617                        | 2.76                  |                                       |                              |                       |
| <b>Total for Sea Perch</b>                      | <b>2,400</b>                | <b>6,617</b>                 |                       |                                       |                              |                       |
| <b>Shark Fins</b>                               |                             |                              |                       |                                       |                              |                       |
| <i>Finfish, Processed Smoked, Dried, Salte</i>  | 31,133                      | 934,700                      | 30.02                 |                                       |                              |                       |
| <b>Total for Shark Fins</b>                     | <b>31,133</b>               | <b>934,700</b>               |                       |                                       |                              |                       |
| <b>Shrimps &amp; Prawns cold-water</b>          |                             |                              |                       |                                       |                              |                       |
| <i>Other Crustacea, Frozen</i>                  | 6                           | 6                            | 1.00                  |                                       |                              |                       |
| <b>Total for Shrimps &amp; Prawns col</b>       | <b>6</b>                    | <b>6</b>                     |                       |                                       |                              |                       |
| <b>Shrimps &amp; Prawns other</b>               |                             |                              |                       |                                       |                              |                       |
| <i>Other Crustacea, Frozen</i>                  | 198                         | 7,433                        | 37.54                 |                                       |                              |                       |
| <b>Total for Shrimps &amp; Prawns oth</b>       | <b>198</b>                  | <b>7,433</b>                 |                       |                                       |                              |                       |
| <b>Snapper</b>                                  |                             |                              |                       |                                       |                              |                       |
| <i>Finfish, Chilled Fillets</i>                 | 2,205                       | 60,392                       | 27.39                 | 186                                   | 5,431                        | 29.20                 |
| <i>Finfish, Chilled Other form</i>              | 314                         | 2,975                        | 9.47                  |                                       |                              |                       |
| <i>Finfish, Chilled Whole</i>                   | 11,002                      | 135,216                      | 12.29                 | 919                                   | 11,600                       | 12.62                 |
| <i>Finfish, Frozen Whole</i>                    | 10                          | 72                           | 7.20                  |                                       |                              |                       |
| <b>Total for Snapper</b>                        | <b>13,531</b>               | <b>198,655</b>               |                       | <b>1,105</b>                          | <b>17,031</b>                |                       |

| <b>NETT</b>                                | <b>Jan 2012 -- Dec 2012</b> |                              |                       | <b>Month-to-Date: December - 2012</b> |                              |                       |
|--|-----------------------------|------------------------------|-----------------------|---------------------------------------|------------------------------|-----------------------|
|  | <b>Weight<br/>(kg)</b>      | <b>FOB* Value<br/>(\$NZ)</b> | <b>Unit<br/>Value</b> | <b>Weight<br/>(kg)</b>                | <b>FOB* Value<br/>(\$NZ)</b> | <b>Unit<br/>Value</b> |
| <b>Singapore</b>                           |                             |                              |                       |                                       |                              |                       |
| <b>Sole</b>                                |                             |                              |                       |                                       |                              |                       |
| <i>Finfish, Chilled Whole</i>              | 21                          | 176                          | 8.38                  |                                       |                              |                       |
| <i>Finfish, Frozen Whole</i>               | 20                          | 236                          | 11.80                 |                                       |                              |                       |
| <b>Total for Sole</b>                      | <b>41</b>                   | <b>412</b>                   |                       |                                       |                              |                       |
| <b>Sole, Lemon</b>                         |                             |                              |                       |                                       |                              |                       |
| <i>Finfish, Chilled Fillets</i>            | 100                         | 1,691                        | 16.91                 |                                       |                              |                       |
| <i>Finfish, Chilled Headed and Guttled</i> | 58                          | 474                          | 8.17                  |                                       |                              |                       |
| <i>Finfish, Chilled Whole</i>              | 111                         | 1,368                        | 12.32                 | 10                                    | 139                          | 13.90                 |
| <i>Finfish, Frozen Fillets</i>             | 200                         | 3,349                        | 16.75                 |                                       |                              |                       |
| <i>Finfish, Frozen Whole</i>               | 160                         | 2,001                        | 12.51                 | 20                                    | 278                          | 13.90                 |
| <b>Total for Sole, Lemon</b>               | <b>629</b>                  | <b>8,883</b>                 |                       | <b>30</b>                             | <b>417</b>                   |                       |
| <b>Sole, New Zealand</b>                   |                             |                              |                       |                                       |                              |                       |
| <i>Finfish, Chilled Whole</i>              | 262                         | 2,132                        | 8.14                  | 50                                    | 401                          | 8.02                  |
| <b>Total for Sole, New Zealand</b>         | <b>262</b>                  | <b>2,132</b>                 |                       | <b>50</b>                             | <b>401</b>                   |                       |
| <b>Spiny Dogfish</b>                       |                             |                              |                       |                                       |                              |                       |
| <i>Finfish, Frozen Other form</i>          | 14,550                      | 266,058                      | 18.29                 | 3,270                                 | 55,100                       | 16.85                 |
| <b>Total for Spiny Dogfish</b>             | <b>14,550</b>               | <b>266,058</b>               |                       | <b>3,270</b>                          | <b>55,100</b>                |                       |
| <b>Spotted Dogfish ( Rig )</b>             |                             |                              |                       |                                       |                              |                       |
| <i>Finfish, Chilled Fillets</i>            | 920                         | 20,029                       | 21.77                 |                                       |                              |                       |
| <i>Finfish, Frozen Other form</i>          | 6,985                       | 180,162                      | 25.79                 | 1,245                                 | 28,853                       | 23.18                 |
| <b>Total for Spotted Dogfish ( Rig )</b>   | <b>7,905</b>                | <b>200,191</b>               |                       | <b>1,245</b>                          | <b>28,853</b>                |                       |
| <b>Squid</b>                               |                             |                              |                       |                                       |                              |                       |
| <i>Squid, Chilled Whole/HG</i>             | 25                          | 142                          | 5.68                  |                                       |                              |                       |
| <i>Squid, Frozen Tubes/Steaks</i>          | 1,000                       | 5,690                        | 5.69                  |                                       |                              |                       |
| <i>Squid, Frz Heads&amp;Tentacles</i>      | 6,019                       | 32,097                       | 5.33                  |                                       |                              |                       |
| <i>Squid, Dried, Salted or in Brine</i>    | 3                           | 23                           | 7.67                  |                                       |                              |                       |
| <i>Squid, Processed Packed</i>             | 3,000                       | 18,522                       | 6.17                  |                                       |                              |                       |
| <b>Total for Squid</b>                     | <b>10,047</b>               | <b>56,474</b>                |                       |                                       |                              |                       |
| <b>Swordfish</b>                           |                             |                              |                       |                                       |                              |                       |
| <i>Finfish, Chilled Headed and Guttled</i> | 270                         | 4,112                        | 15.23                 |                                       |                              |                       |
| <b>Total for Swordfish</b>                 | <b>270</b>                  | <b>4,112</b>                 |                       |                                       |                              |                       |
| <b>Tarakihi</b>                            |                             |                              |                       |                                       |                              |                       |
| <i>Finfish, Chilled Fillets</i>            | 499                         | 8,855                        | 17.75                 | 6                                     | 119                          | 19.83                 |
| <i>Finfish, Chilled Headed and Guttled</i> | 151                         | 835                          | 5.53                  |                                       |                              |                       |
| <i>Finfish, Chilled Other form</i>         | 25                          | 151                          | 6.04                  |                                       |                              |                       |
| <i>Finfish, Chilled Whole</i>              | 481                         | 4,885                        | 10.16                 | 32                                    | 358                          | 11.19                 |
| <i>Finfish, Frozen Fillets</i>             | 10                          | 57                           | 5.70                  |                                       |                              |                       |
| <b>Total for Tarakihi</b>                  | <b>1,166</b>                | <b>14,783</b>                |                       | <b>38</b>                             | <b>477</b>                   |                       |
| <b>Trevally</b>                            |                             |                              |                       |                                       |                              |                       |
| <i>Finfish, Chilled Fillets</i>            | 91                          | 1,523                        | 16.74                 |                                       |                              |                       |

| <b>NETT</b>                        | <b>Jan 2012 -- Dec 2012</b> |                              |                       | <b>Month-to-Date: December - 2012</b> |                              |                       |
|------------------------------------|-----------------------------|------------------------------|-----------------------|---------------------------------------|------------------------------|-----------------------|
|                                    | <b>Weight<br/>(kg)</b>      | <b>FOB* Value<br/>(\$NZ)</b> | <b>Unit<br/>Value</b> | <b>Weight<br/>(kg)</b>                | <b>FOB* Value<br/>(\$NZ)</b> | <b>Unit<br/>Value</b> |
| <b>Singapore</b>                   |                             |                              |                       |                                       |                              |                       |
| <i>Finfish, Chilled Other form</i> | 252                         | 1,655                        | 6.57                  | 5                                     | 34                           | 6.80                  |
| <i>Finfish, Chilled Whole</i>      | 125                         | 1,206                        | 9.65                  | 11                                    | 127                          | 11.55                 |
| <b>Total for Trevally</b>          | <b>468</b>                  | <b>4,384</b>                 |                       | <b>16</b>                             | <b>161</b>                   |                       |
| <b>Tuatua</b>                      |                             |                              |                       |                                       |                              |                       |
| <i>Other Molluscs, Chilled</i>     | 106                         | 670                          | 6.32                  |                                       |                              |                       |
| <b>Total for Tuatua</b>            | <b>106</b>                  | <b>670</b>                   |                       |                                       |                              |                       |
| <b>Turbots</b>                     |                             |                              |                       |                                       |                              |                       |
| <i>Finfish, Chilled Other form</i> | 60                          | 959                          | 15.98                 |                                       |                              |                       |
| <b>Total for Turbots</b>           | <b>60</b>                   | <b>959</b>                   |                       |                                       |                              |                       |
| <b>Warehou, Blue</b>               |                             |                              |                       |                                       |                              |                       |
| <i>Finfish, Chilled Fillets</i>    | 210                         | 1,860                        | 8.86                  |                                       |                              |                       |
| <b>Total for Warehou, Blue</b>     | <b>210</b>                  | <b>1,860</b>                 |                       |                                       |                              |                       |
| <b>Total for Singapore</b>         | <b>1,360,977</b>            | <b>28,605,587</b>            |                       | <b>126,286</b>                        | <b>3,223,719</b>             |                       |

| <i>NETT</i>                     | <i>Jan 2012 -- Dec 2012</i> |                              |                       | <i>Month-to-Date: December - 2012</i> |                              |                       |
|---------------------------------|-----------------------------|------------------------------|-----------------------|---------------------------------------|------------------------------|-----------------------|
|                                 | <i>Weight<br/>(kg)</i>      | <i>FOB* Value<br/>(\$NZ)</i> | <i>Unit<br/>Value</i> | <i>Weight<br/>(kg)</i>                | <i>FOB* Value<br/>(\$NZ)</i> | <i>Unit<br/>Value</i> |
| <b>Slovenia</b>                 |                             |                              |                       |                                       |                              |                       |
| <b>Squid</b>                    |                             |                              |                       |                                       |                              |                       |
| <i>Squid, Frozen Other Form</i> | 18,480                      | 34,812                       | 1.88                  |                                       |                              |                       |
| <i>Squid, Frozen Whole</i>      | 18,720                      | 35,701                       | 1.91                  |                                       |                              |                       |
| <b>Total for Squid</b>          | <b>37,200</b>               | <b>70,513</b>                |                       |                                       |                              |                       |
| <b>Total for Slovenia</b>       | <b>37,200</b>               | <b>70,513</b>                |                       |                                       |                              |                       |

| <b>NETT</b> | <b>Jan 2012 -- Dec 2012</b> |                        |                                 | <b>Month-to-Date: December - 2012</b> |                        |                                 |
|-------------|-----------------------------|------------------------|---------------------------------|---------------------------------------|------------------------|---------------------------------|
|             | <b>Weight<br/>(kg)</b>      | <b>FOB*<br/>(\$NZ)</b> | <b>Value<br/>Unit<br/>Value</b> | <b>Weight<br/>(kg)</b>                | <b>FOB*<br/>(\$NZ)</b> | <b>Value<br/>Unit<br/>Value</b> |

## Solomon Islands

### Antarctic Toothfish

|                                      |          |            |       |
|--------------------------------------|----------|------------|-------|
| <i>Finfish, Frozen Other form</i>    | 8        | 332        | 41.50 |
| <b>Total for Antarctic Toothfish</b> | <b>8</b> | <b>332</b> |       |

### Cod, Red

|                                      |            |              |      |
|--------------------------------------|------------|--------------|------|
| <i>Finfish, Frozen Fillet Blocks</i> | 150        | 1,094        | 7.29 |
| <b>Total for Cod, Red</b>            | <b>150</b> | <b>1,094</b> |      |

### Crab

|                                   |            |              |       |
|-----------------------------------|------------|--------------|-------|
| <i>Other Crustacea, Frozen</i>    | 2          | 54           | 27.00 |
| <i>Other Crustacea, Processed</i> | 558        | 4,613        | 8.27  |
| <b>Total for Crab</b>             | <b>560</b> | <b>4,667</b> |       |

### Fish fingers

|                                 |            |              |      |
|---------------------------------|------------|--------------|------|
| <i>Finfish, Processed Other</i> | 505        | 2,500        | 4.95 |
| <b>Total for Fish fingers</b>   | <b>505</b> | <b>2,500</b> |      |

### Groper

|                                 |          |            |       |
|---------------------------------|----------|------------|-------|
| <i>Finfish, Chilled Fillets</i> | 5        | 268        | 53.60 |
| <b>Total for Groper</b>         | <b>5</b> | <b>268</b> |       |

### John Dory

|   |            |              |      |
|---|------------|--------------|------|
| <i>Finfish, Frozen Headed and Guttled</i> | 200        | 1,288        | 6.44 |
| <b>Total for John Dory</b>                | <b>200</b> | <b>1,288</b> |      |

### Mackerel

|   |            |            |      |
|---|------------|------------|------|
| <i>Finfish, Processed Cans or Jars, Whole o</i> | 158        | 710        | 4.49 |
| <b>Total for Mackerel</b>                       | <b>158</b> | <b>710</b> |      |

### Mackerel, Jack

|                                 |               |               |      |
|---------------------------------|---------------|---------------|------|
| <i>Finfish, Frozen Whole</i>    | 17,440        | 33,255        | 1.91 |
| <b>Total for Mackerel, Jack</b> | <b>17,440</b> | <b>33,255</b> |      |

### Mussels

|                             |            |              |      |
|-----------------------------|------------|--------------|------|
| <i>Mussels, HS Frozen</i>   | 600        | 3,621        | 6.04 |
| <i>Mussels, Meat Frozen</i> | 123        | 751          | 6.11 |
| <b>Total for Mussels</b>    | <b>723</b> | <b>4,372</b> |      |

### Octopus

|                                |           |            |       |
|--------------------------------|-----------|------------|-------|
| <i>Other Molluscs, Chilled</i> | 51        | 687        | 13.47 |
| <b>Total for Octopus</b>       | <b>51</b> | <b>687</b> |       |

### Orange Roughy

|                                 |          |            |       |
|---------------------------------|----------|------------|-------|
| <i>Finfish, Chilled Fillets</i> | 6        | 350        | 58.33 |
| <b>Total for Orange Roughy</b>  | <b>6</b> | <b>350</b> |       |

### Other clams chilled

|                                |    |     |       |
|--------------------------------|----|-----|-------|
| <i>Other Molluscs, Chilled</i> | 12 | 184 | 15.33 |
|--------------------------------|----|-----|-------|

| <b>NETT</b>                              | <b>Jan 2012 -- Dec 2012</b> |                              |                       | <b>Month-to-Date: December - 2012</b> |                              |                       |
|--|-----------------------------|------------------------------|-----------------------|---------------------------------------|------------------------------|-----------------------|
|  | <b>Weight<br/>(kg)</b>      | <b>FOB* Value<br/>(\$NZ)</b> | <b>Unit<br/>Value</b> | <b>Weight<br/>(kg)</b>                | <b>FOB* Value<br/>(\$NZ)</b> | <b>Unit<br/>Value</b> |
| <b>Solomon Islands</b>                   |                             |                              |                       |                                       |                              |                       |
| Total for Other clams chilled            | 12                          | 184                          |                       |                                       |                              |                       |
| <b>Other dried finfish</b>               |                             |                              |                       |                                       |                              |                       |
| Other, Processed Dried                   | 17                          | 799                          | 47.00                 |                                       |                              |                       |
| Total for Other dried finfish            | 17                          | 799                          |                       |                                       |                              |                       |
| <b>Other preparations</b>                |                             |                              |                       |                                       |                              |                       |
| Other, Processed Other                   | 364                         | 3,161                        | 8.68                  |                                       |                              |                       |
| Total for Other preparations             | 364                         | 3,161                        |                       |                                       |                              |                       |
| <b>Other species can, jar</b>            |                             |                              |                       |                                       |                              |                       |
| Other, Processed Cans or Jars, Whole or  | 18                          | 167                          | 9.28                  |                                       |                              |                       |
| Total for Other species can, jar         | 18                          | 167                          |                       |                                       |                              |                       |
| <b>Rock Lobster</b>                      |                             |                              |                       |                                       |                              |                       |
| Rock Lobster, Frozen Tails               | 15                          | 1,918                        | 127.87                |                                       |                              |                       |
| Total for Rock Lobster                   | 15                          | 1,918                        |                       |                                       |                              |                       |
| <b>Salmon</b>                            |                             |                              |                       |                                       |                              |                       |
| Finfish, Frozen Fillets                  | 114                         | 3,139                        | 27.54                 |                                       |                              |                       |
| Finfish, Processed Cans or Jars, Whole o | 10                          | 94                           | 9.40                  |                                       |                              |                       |
| Finfish, Processed Smoked                | 134                         | 8,522                        | 63.60                 |                                       |                              |                       |
| Total for Salmon                         | 258                         | 11,755                       |                       |                                       |                              |                       |
| <b>Salmon, Pacific</b>                   |                             |                              |                       |                                       |                              |                       |
| Finfish, Chilled Other form              | 1                           | 47                           | 47.00                 |                                       |                              |                       |
| Finfish, Frozen Other form               | 51                          | 877                          | 17.20                 |                                       |                              |                       |
| Total for Salmon, Pacific                | 52                          | 924                          |                       |                                       |                              |                       |
| <b>Sardines</b>                          |                             |                              |                       |                                       |                              |                       |
| Finfish, Processed Cans or Jars, Whole o | 24                          | 356                          | 14.83                 |                                       |                              |                       |
| Total for Sardines                       | 24                          | 356                          |                       |                                       |                              |                       |
| <b>Scallops</b>                          |                             |                              |                       |                                       |                              |                       |
| Other Molluscs, Chilled                  | 4                           | 168                          | 42.00                 |                                       |                              |                       |
| Total for Scallops                       | 4                           | 168                          |                       |                                       |                              |                       |
| <b>Shrimps &amp; Prawns</b>              |                             |                              |                       |                                       |                              |                       |
| Other Crustacea, Processed               | 6                           | 82                           | 13.67                 |                                       |                              |                       |
| Total for Shrimps & Prawns               | 6                           | 82                           |                       |                                       |                              |                       |
| <b>Shrimps &amp; Prawns cold-water</b>   |                             |                              |                       |                                       |                              |                       |
| Other Crustacea, Frozen                  | 12                          | 242                          | 20.17                 |                                       |                              |                       |
| Total for Shrimps & Prawns col           | 12                          | 242                          |                       |                                       |                              |                       |
| <b>Shrimps &amp; Prawns other</b>        |                             |                              |                       |                                       |                              |                       |
| Other Crustacea, Frozen                  | 2,835                       | 49,476                       | 17.45                 |                                       |                              |                       |
| Total for Shrimps & Prawns oth           | 2,835                       | 49,476                       |                       |                                       |                              |                       |

| <b>NETT</b>                                     | <i>Jan 2012 -- Dec 2012</i> |                              |                       | <i>Month-to-Date: December - 2012</i> |                              |                       |
|---|-----------------------------|------------------------------|-----------------------|---------------------------------------|------------------------------|-----------------------|
|   | <i>Weight<br/>(kg)</i>      | <i>FOB* Value<br/>(\$NZ)</i> | <i>Unit<br/>Value</i> | <i>Weight<br/>(kg)</i>                | <i>FOB* Value<br/>(\$NZ)</i> | <i>Unit<br/>Value</i> |
| <b>Solomon Islands</b>                          |                             |                              |                       |                                       |                              |                       |
| <b>Sole</b>                                     |                             |                              |                       |                                       |                              |                       |
| <i>Finfish, Chilled Other form</i>              | 10                          | 342                          | 34.20                 |                                       |                              |                       |
| <b>Total for Sole</b>                           | 10                          | 342                          |                       |                                       |                              |                       |
| <b>Squid</b>                                    |                             |                              |                       |                                       |                              |                       |
| <i>Squid, Frozen Tubes/Steaks</i>               | 1,485                       | 13,905                       | 9.36                  |                                       |                              |                       |
| <i>Squid, Dried, Salted or in Brine</i>         | 125                         | 1,244                        | 9.95                  |                                       |                              |                       |
| <i>Squid, Processed</i>                         | 125                         | 1,266                        | 10.13                 |                                       |                              |                       |
| <b>Total for Squid</b>                          | 1,735                       | 16,415                       |                       |                                       |                              |                       |
| <b>Tuna, Bigeye</b>                             |                             |                              |                       |                                       |                              |                       |
| <i>Finfish, Frozen Other form</i>               | 4                           | 190                          | 47.50                 |                                       |                              |                       |
| <b>Total for Tuna, Bigeye</b>                   | 4                           | 190                          |                       |                                       |                              |                       |
| <b>Tunas &amp; Atlantic Bonito</b>              |                             |                              |                       |                                       |                              |                       |
| <i>Finfish, Processed Cans or Jars, Whole o</i> | 271                         | 2,521                        | 9.30                  |                                       |                              |                       |
| <b>Total for Tunas &amp; Atlantic Bonit</b>     | 271                         | 2,521                        |                       |                                       |                              |                       |
| <b>Total for Solomon Islands</b>                | 25,443                      | 138,223                      |                       |                                       |                              |                       |



| <b>NETT</b>                               | <b>Jan 2012 -- Dec 2012</b> |                              |                       | <b>Month-to-Date: December - 2012</b> |                              |                       |
|---|-----------------------------|------------------------------|-----------------------|---------------------------------------|------------------------------|-----------------------|
|   | <b>Weight<br/>(kg)</b>      | <b>FOB* Value<br/>(\$NZ)</b> | <b>Unit<br/>Value</b> | <b>Weight<br/>(kg)</b>                | <b>FOB* Value<br/>(\$NZ)</b> | <b>Unit<br/>Value</b> |
| <b>South Africa</b>                       |                             |                              |                       |                                       |                              |                       |
| <b>Barracouta</b>                         |                             |                              |                       |                                       |                              |                       |
| <i>Finfish, Frozen Fillets</i>            | 36,505                      | 104,632                      | 2.87                  |                                       |                              |                       |
| <i>Finfish, Frozen Headed and Guttled</i> | 4,601,923                   | 11,121,753                   | 2.42                  | 324,577                               | 499,829                      | 1.54                  |
| <i>Finfish, Frozen Other form</i>         | 192,320                     | 294,860                      | 1.53                  | 43,224                                | 50,230                       | 1.16                  |
| <i>Finfish, Frozen Whole</i>              | 224,956                     | 526,427                      | 2.34                  |                                       |                              |                       |
| <b>Total for Barracouta</b>               | <b>5,055,704</b>            | <b>12,047,672</b>            |                       | <b>367,801</b>                        | <b>550,059</b>               |                       |
| <b>Finfish, minced blocks</b>             |                             |                              |                       |                                       |                              |                       |
| <i>Finfish, Frozen Other form</i>         | 76,328                      | 126,020                      | 1.65                  |                                       |                              |                       |
| <b>Total for Finfish, minced blocks</b>   | <b>76,328</b>               | <b>126,020</b>               |                       |                                       |                              |                       |
| <b>Ling</b>                               |                             |                              |                       |                                       |                              |                       |
| <i>Finfish, Frozen Headed and Guttled</i> | 123,007                     | 779,892                      | 6.34                  |                                       |                              |                       |
| <i>Finfish, Frozen Other form</i>         | 38,405                      | 246,526                      | 6.42                  |                                       |                              |                       |
| <b>Total for Ling</b>                     | <b>161,412</b>              | <b>1,026,418</b>             |                       |                                       |                              |                       |
| <b>Mackerel, Jack</b>                     |                             |                              |                       |                                       |                              |                       |
| <i>Finfish, Frozen Headed and Guttled</i> | 101,560                     | 206,025                      | 2.03                  |                                       |                              |                       |
| <b>Total for Mackerel, Jack</b>           | <b>101,560</b>              | <b>206,025</b>               |                       |                                       |                              |                       |
| <b>Mussels</b>                            |                             |                              |                       |                                       |                              |                       |
| <i>Mussels, Freeze-dried pwd</i>          | 750                         | 47,639                       | 63.52                 |                                       |                              |                       |
| <i>Mussels, HS Frozen</i>                 | 317,361                     | 1,336,388                    | 4.21                  | 43,224                                | 143,157                      | 3.31                  |
| <i>Mussels, Whole Frozen</i>              | 6,323                       | 25,631                       | 4.05                  |                                       |                              |                       |
| <b>Total for Mussels</b>                  | <b>324,434</b>              | <b>1,409,658</b>             |                       | <b>43,224</b>                         | <b>143,157</b>               |                       |
| <b>Other frozen finfish</b>               |                             |                              |                       |                                       |                              |                       |
| <i>Finfish, Frozen Headed and Guttled</i> | 16,574                      | 22,441                       | 1.35                  | 16,574                                | 22,441                       | 1.35                  |
| <b>Total for Other frozen finfish</b>     | <b>16,574</b>               | <b>22,441</b>                |                       | <b>16,574</b>                         | <b>22,441</b>                |                       |
| <b>Other preparations</b>                 |                             |                              |                       |                                       |                              |                       |
| <i>Other, Processed Other</i>             | 15,223                      | 39,866                       | 2.62                  | 15,223                                | 39,866                       | 2.62                  |
| <b>Total for Other preparations</b>       | <b>15,223</b>               | <b>39,866</b>                |                       | <b>15,223</b>                         | <b>39,866</b>                |                       |
| <b>Southern Blue Whiting</b>              |                             |                              |                       |                                       |                              |                       |
| <i>Finfish, Frozen Fillets</i>            | 1,000                       | 4,051                        | 4.05                  | 1,000                                 | 4,051                        | 4.05                  |
| <i>Finfish, Frozen Headed and Guttled</i> | 952,774                     | 1,588,091                    | 1.67                  | 234,369                               | 389,555                      | 1.66                  |
| <i>Finfish, Frozen Other form</i>         | 315,511                     | 424,461                      | 1.35                  | 24,960                                | 32,437                       | 1.30                  |
| <i>Finfish, Frozen Whole</i>              | 24,750                      | 32,452                       | 1.31                  |                                       |                              |                       |
| <b>Total for Southern Blue Whiting</b>    | <b>1,294,035</b>            | <b>2,049,055</b>             |                       | <b>260,329</b>                        | <b>426,043</b>               |                       |
| <b>Squid</b>                              |                             |                              |                       |                                       |                              |                       |
| <i>Squid, Frozen Whole</i>                | 910                         | 1,788                        | 1.96                  |                                       |                              |                       |
| <b>Total for Squid</b>                    | <b>910</b>                  | <b>1,788</b>                 |                       |                                       |                              |                       |
| <b>Warehou, Blue</b>                      |                             |                              |                       |                                       |                              |                       |
| <i>Finfish, Frozen Other form</i>         | 18,000                      | 50,585                       | 2.81                  |                                       |                              |                       |
| <b>Total for Warehou, Blue</b>            | <b>18,000</b>               | <b>50,585</b>                |                       |                                       |                              |                       |

| <i>NETT</i>            | <i>Jan 2012 -- Dec 2012</i> |                              |                       | <i>Month-to-Date: December - 2012</i> |                              |                       |
|------------------------|-----------------------------|------------------------------|-----------------------|---------------------------------------|------------------------------|-----------------------|
|                        | <i>Weight<br/>(kg)</i>      | <i>FOB* Value<br/>(\$NZ)</i> | <i>Unit<br/>Value</i> | <i>Weight<br/>(kg)</i>                | <i>FOB* Value<br/>(\$NZ)</i> | <i>Unit<br/>Value</i> |
| <b>South Africa</b>    |                             |                              |                       |                                       |                              |                       |
| Total for South Africa | 7,064,180                   | 16,979,528                   |                       | 703,151                               | 1,181,566                    |                       |

| <b>NETT</b>                              | <b>Jan 2012 -- Dec 2012</b> |                              |                       | <b>Month-to-Date: December - 2012</b> |                              |                       |
|--|-----------------------------|------------------------------|-----------------------|---------------------------------------|------------------------------|-----------------------|
|  | <b>Weight<br/>(kg)</b>      | <b>FOB* Value<br/>(\$NZ)</b> | <b>Unit<br/>Value</b> | <b>Weight<br/>(kg)</b>                | <b>FOB* Value<br/>(\$NZ)</b> | <b>Unit<br/>Value</b> |
| <b>Spain</b>                             |                             |                              |                       |                                       |                              |                       |
| <b>Cod, Red</b>                          |                             |                              |                       |                                       |                              |                       |
| <i>Finfish, Frozen Fillets</i>           | 19,000                      | 104,008                      | 5.47                  |                                       |                              |                       |
| <b>Total for Cod, Red</b>                | <b>19,000</b>               | <b>104,008</b>               |                       |                                       |                              |                       |
| <b>Finfish, minced blocks</b>            |                             |                              |                       |                                       |                              |                       |
| <i>Finfish, Frozen Other form</i>        | 221,693                     | 449,775                      | 2.03                  | 20,250                                | 39,439                       | 1.95                  |
| <b>Total for Finfish, minced blocks</b>  | <b>221,693</b>              | <b>449,775</b>               |                       | <b>20,250</b>                         | <b>39,439</b>                |                       |
| <b>Groper</b>                            |                             |                              |                       |                                       |                              |                       |
| <i>Finfish, Chilled Whole</i>            | 6,017                       | 67,280                       | 11.18                 | 1,320                                 | 15,840                       | 12.00                 |
| <i>Finfish, Frozen Headed and Gutted</i> | 552                         | 4,225                        | 7.65                  |                                       |                              |                       |
| <b>Total for Groper</b>                  | <b>6,569</b>                | <b>71,505</b>                |                       | <b>1,320</b>                          | <b>15,840</b>                |                       |
| <b>Hake</b>                              |                             |                              |                       |                                       |                              |                       |
| <i>Finfish, Frozen Fillets</i>           | 9,955                       | 58,838                       | 5.91                  |                                       |                              |                       |
| <i>Finfish, Frozen Headed and Gutted</i> | 407,547                     | 1,525,982                    | 3.74                  | 26,264                                | 82,638                       | 3.15                  |
| <i>Finfish, Frozen Other form</i>        | 154,056                     | 543,273                      | 3.53                  | 74,328                                | 252,433                      | 3.40                  |
| <i>Finfish, Frozen Whole</i>             | 36,048                      | 128,278                      | 3.56                  |                                       |                              |                       |
| <b>Total for Hake</b>                    | <b>607,606</b>              | <b>2,256,371</b>             |                       | <b>100,592</b>                        | <b>335,071</b>               |                       |
| <b>Hoki</b>                              |                             |                              |                       |                                       |                              |                       |
| <i>Finfish, Frozen Fillet Blocks</i>     | 263,250                     | 895,717                      | 3.40                  | 40,500                                | 140,823                      | 3.48                  |
| <i>Finfish, Frozen Fillets</i>           | 69,960                      | 419,147                      | 5.99                  |                                       |                              |                       |
| <b>Total for Hoki</b>                    | <b>333,210</b>              | <b>1,314,864</b>             |                       | <b>40,500</b>                         | <b>140,823</b>               |                       |
| <b>Ling</b>                              |                             |                              |                       |                                       |                              |                       |
| <i>Finfish, Frozen Fillets</i>           | 293,570                     | 3,010,403                    | 10.25                 |                                       |                              |                       |
| <i>Finfish, Frozen Headed and Gutted</i> | 340,110                     | 2,210,219                    | 6.50                  | 49,306                                | 319,064                      | 6.47                  |
| <i>Finfish, Frozen Other form</i>        | 86,235                      | 576,909                      | 6.69                  | 12,000                                | 74,259                       | 6.19                  |
| <i>Finfish, Frozen Whole</i>             | 41,016                      | 246,279                      | 6.00                  | 15,840                                | 85,966                       | 5.43                  |
| <b>Total for Ling</b>                    | <b>760,931</b>              | <b>6,043,810</b>             |                       | <b>77,146</b>                         | <b>479,289</b>               |                       |
| <b>Mussels</b>                           |                             |                              |                       |                                       |                              |                       |
| <i>Mussels, HS Frozen</i>                | 751,384                     | 3,867,696                    | 5.15                  | 25,236                                | 128,583                      | 5.10                  |
| <i>Mussels, Meat Frozen</i>              | 605,828                     | 3,488,214                    | 5.76                  | 46,046                                | 284,722                      | 6.18                  |
| <b>Total for Mussels</b>                 | <b>1,357,212</b>            | <b>7,355,910</b>             |                       | <b>71,282</b>                         | <b>413,305</b>               |                       |
| <b>Oreo Dory, Smooth</b>                 |                             |                              |                       |                                       |                              |                       |
| <i>Finfish, Frozen Fillets</i>           | 7,500                       | 67,384                       | 8.98                  |                                       |                              |                       |
| <b>Total for Oreo Dory, Smooth</b>       | <b>7,500</b>                | <b>67,384</b>                |                       |                                       |                              |                       |
| <b>Other clams chilled</b>               |                             |                              |                       |                                       |                              |                       |
| <i>Other Molluscs, Chilled</i>           | 340                         | 1,632                        | 4.80                  |                                       |                              |                       |
| <b>Total for Other clams chilled</b>     | <b>340</b>                  | <b>1,632</b>                 |                       |                                       |                              |                       |
| <b>Other Flatfish</b>                    |                             |                              |                       |                                       |                              |                       |
| <i>Finfish, Frozen Whole</i>             | 3,910                       | 21,722                       | 5.56                  | 1,940                                 | 10,485                       | 5.40                  |
| <b>Total for Other Flatfish</b>          | <b>3,910</b>                | <b>21,722</b>                |                       | <b>1,940</b>                          | <b>10,485</b>                |                       |

| <b>NETT</b>                              | <b>Jan 2012 -- Dec 2012</b> |                              |                       | <b>Month-to-Date: December - 2012</b> |                              |                       |
|--|-----------------------------|------------------------------|-----------------------|---------------------------------------|------------------------------|-----------------------|
|  | <b>Weight<br/>(kg)</b>      | <b>FOB* Value<br/>(\$NZ)</b> | <b>Unit<br/>Value</b> | <b>Weight<br/>(kg)</b>                | <b>FOB* Value<br/>(\$NZ)</b> | <b>Unit<br/>Value</b> |
| <b>Spain</b>                             |                             |                              |                       |                                       |                              |                       |
| <b>Other frozen finfish</b>              |                             |                              |                       |                                       |                              |                       |
| <i>Finfish, Frozen Other form</i>        | 1,641                       | 3,044                        | 1.85                  |                                       |                              |                       |
| <b>Total for Other frozen finfish</b>    | <b>1,641</b>                | <b>3,044</b>                 |                       |                                       |                              |                       |
| <b>Other Molluscs</b>                    |                             |                              |                       |                                       |                              |                       |
| <i>Other Molluscs, Live</i>              | 1,728                       | 6,573                        | 3.80                  | 300                                   | 963                          | 3.21                  |
| <i>Other Molluscs, Chilled</i>           | 1,060                       | 4,584                        | 4.32                  | 290                                   | 1,246                        | 4.30                  |
| <b>Total for Other Molluscs</b>          | <b>2,788</b>                | <b>11,157</b>                |                       | <b>590</b>                            | <b>2,209</b>                 |                       |
| <b>Other preparations</b>                |                             |                              |                       |                                       |                              |                       |
| <i>Other, Processed Other</i>            | 6,018                       | 26,398                       | 4.39                  |                                       |                              |                       |
| <b>Total for Other preparations</b>      | <b>6,018</b>                | <b>26,398</b>                |                       |                                       |                              |                       |
| <b>Sole, Lemon</b>                       |                             |                              |                       |                                       |                              |                       |
| <i>Finfish, Frozen Other form</i>        | 55,780                      | 302,070                      | 5.42                  | 14,430                                | 84,526                       | 5.86                  |
| <i>Finfish, Frozen Whole</i>             | 69,490                      | 339,378                      | 4.88                  |                                       |                              |                       |
| <b>Total for Sole, Lemon</b>             | <b>125,270</b>              | <b>641,448</b>               |                       | <b>14,430</b>                         | <b>84,526</b>                |                       |
| <b>Sole, New Zealand</b>                 |                             |                              |                       |                                       |                              |                       |
| <i>Finfish, Frozen Other form</i>        | 4,870                       | 21,855                       | 4.49                  | 780                                   | 3,779                        | 4.84                  |
| <i>Finfish, Frozen Whole</i>             | 3,760                       | 14,460                       | 3.85                  |                                       |                              |                       |
| <b>Total for Sole, New Zealand</b>       | <b>8,630</b>                | <b>36,315</b>                |                       | <b>780</b>                            | <b>3,779</b>                 |                       |
| <b>Squid</b>                             |                             |                              |                       |                                       |                              |                       |
| <i>Squid, Frozen HG</i>                  | 571,262                     | 2,878,183                    | 5.04                  |                                       |                              |                       |
| <i>Squid, Frozen Whole</i>               | 252,394                     | 970,064                      | 3.84                  |                                       |                              |                       |
| <i>Squid, Frz Heads&amp;Tentacles</i>    | 29,120                      | 85,462                       | 2.93                  | 9,970                                 | 30,517                       | 3.06                  |
| <b>Total for Squid</b>                   | <b>852,776</b>              | <b>3,933,709</b>             |                       | <b>9,970</b>                          | <b>30,517</b>                |                       |
| <b>Tuna, Albacore/Longfinned</b>         |                             |                              |                       |                                       |                              |                       |
| <i>Finfish, Frozen Whole</i>             | 2,033,141                   | 9,126,563                    | 4.49                  |                                       |                              |                       |
| <b>Total for Tuna, Albacore/Longfi</b>   | <b>2,033,141</b>            | <b>9,126,563</b>             |                       |                                       |                              |                       |
| <b>Tuna, Yellowfin</b>                   |                             |                              |                       |                                       |                              |                       |
| <i>Finfish, Frozen Whole</i>             | 304,236                     | 964,206                      | 3.17                  |                                       |                              |                       |
| <b>Total for Tuna, Yellowfin</b>         | <b>304,236</b>              | <b>964,206</b>               |                       |                                       |                              |                       |
| <b>Warehou, Silver</b>                   |                             |                              |                       |                                       |                              |                       |
| <i>Finfish, Frozen Headed and Gutted</i> | 1,995                       | 9,756                        | 4.89                  | 1,995                                 | 9,756                        | 4.89                  |
| <b>Total for Warehou, Silver</b>         | <b>1,995</b>                | <b>9,756</b>                 |                       | <b>1,995</b>                          | <b>9,756</b>                 |                       |
| <b>Total for Spain</b>                   | <b>6,654,466</b>            | <b>32,439,577</b>            |                       | <b>340,795</b>                        | <b>1,565,039</b>             |                       |

| <i>NETT</i>                                     | <i>Jan 2012 -- Dec 2012</i> |                              |                       | <i>Month-to-Date: December - 2012</i> |                              |                       |
|---|-----------------------------|------------------------------|-----------------------|---------------------------------------|------------------------------|-----------------------|
|   | <i>Weight<br/>(kg)</i>      | <i>FOB* Value<br/>(\$NZ)</i> | <i>Unit<br/>Value</i> | <i>Weight<br/>(kg)</i>                | <i>FOB* Value<br/>(\$NZ)</i> | <i>Unit<br/>Value</i> |
| <b>Sri Lanka</b>                                |                             |                              |                       |                                       |                              |                       |
| <b>Barracouta</b>                               |                             |                              |                       |                                       |                              |                       |
| <i>Finfish, Frozen Headed and Guttled</i>       | 19,800                      | 35,846                       | 1.81                  |                                       |                              |                       |
| <b>Total for Barracouta</b>                     | <b>19,800</b>               | <b>35,846</b>                |                       |                                       |                              |                       |
| <b>Mackerel</b>                                 |                             |                              |                       |                                       |                              |                       |
| <i>Finfish, Processed Cans or Jars, Whole o</i> | 18,870                      | 41,903                       | 2.22                  |                                       |                              |                       |
| <b>Total for Mackerel</b>                       | <b>18,870</b>               | <b>41,903</b>                |                       |                                       |                              |                       |
| <b>Other dried finfish</b>                      |                             |                              |                       |                                       |                              |                       |
| <i>Other, Processed Dried</i>                   | 98                          | 2,240                        | 22.86                 |                                       |                              |                       |
| <b>Total for Other dried finfish</b>            | <b>98</b>                   | <b>2,240</b>                 |                       |                                       |                              |                       |
| <b>Southern Blue Whiting</b>                    |                             |                              |                       |                                       |                              |                       |
| <i>Finfish, Frozen Headed and Guttled</i>       | 53,460                      | 9,064                        | 0.17                  |                                       |                              |                       |
| <b>Total for Southern Blue Whiting</b>          | <b>53,460</b>               | <b>9,064</b>                 |                       |                                       |                              |                       |
| <b>Total for Sri Lanka</b>                      | <b>92,228</b>               | <b>89,053</b>                |                       |                                       |                              |                       |

| <b>NETT</b>                               | <b>Jan 2012 -- Dec 2012</b> |                        |                                 | <b>Month-to-Date: December - 2012</b> |                        |                                 |
|---|-----------------------------|------------------------|---------------------------------|---------------------------------------|------------------------|---------------------------------|
|   | <b>Weight<br/>(kg)</b>      | <b>FOB*<br/>(\$NZ)</b> | <b>Value<br/>Unit<br/>Value</b> | <b>Weight<br/>(kg)</b>                | <b>FOB*<br/>(\$NZ)</b> | <b>Value<br/>Unit<br/>Value</b> |
| <b>Sweden</b>                             |                             |                        |                                 |                                       |                        |                                 |
| <b>Finfish extracts and juices</b>        |                             |                        |                                 |                                       |                        |                                 |
| <i>Finfish, Processed Extracts</i>        | 100                         | 4,266                  | 42.66                           |                                       |                        |                                 |
| <b>Total for Finfish extracts and jui</b> | <b>100</b>                  | <b>4,266</b>           |                                 |                                       |                        |                                 |
| <b>Finfish, minced blocks</b>             |                             |                        |                                 |                                       |                        |                                 |
| <i>Finfish, Frozen Other form</i>         | 92,588                      | 236,640                | 2.56                            |                                       |                        |                                 |
| <b>Total for Finfish, minced blocks</b>   | <b>92,588</b>               | <b>236,640</b>         |                                 |                                       |                        |                                 |
| <b>Ghostshark</b>                         |                             |                        |                                 |                                       |                        |                                 |
| <i>Finfish, Frozen Fillets</i>            | 1,000                       | 6,414                  | 6.41                            |                                       |                        |                                 |
| <b>Total for Ghostshark</b>               | <b>1,000</b>                | <b>6,414</b>           |                                 |                                       |                        |                                 |
| <b>Hoki</b>                               |                             |                        |                                 |                                       |                        |                                 |
| <i>Finfish, Frozen Fillet Blocks</i>      | 101,250                     | 422,586                | 4.17                            |                                       |                        |                                 |
| <i>Finfish, Frozen Fillets</i>            | 513,858                     | 2,680,412              | 5.22                            | 91,335                                | 454,768                | 4.98                            |
| <i>Finfish, Frozen Other form</i>         | 15                          | 67                     | 4.47                            |                                       |                        |                                 |
| <b>Total for Hoki</b>                     | <b>615,123</b>              | <b>3,103,065</b>       |                                 | <b>91,335</b>                         | <b>454,768</b>         |                                 |
| <b>Mussels</b>                            |                             |                        |                                 |                                       |                        |                                 |
| <i>Mussels, Freeze-dried pwd</i>          | 750                         | 33,848                 | 45.13                           |                                       |                        |                                 |
| <i>Mussels, HS Frozen</i>                 | 133,660                     | 706,923                | 5.29                            | 9,060                                 | 47,782                 | 5.27                            |
| <b>Total for Mussels</b>                  | <b>134,410</b>              | <b>740,771</b>         |                                 | <b>9,060</b>                          | <b>47,782</b>          |                                 |
| <b>Total for Sweden</b>                   | <b>843,221</b>              | <b>4,091,156</b>       |                                 | <b>100,395</b>                        | <b>502,550</b>         |                                 |

| <b>NETT</b>                                | <b>Jan 2012 -- Dec 2012</b> |                        |                       | <b>Month-to-Date: December - 2012</b> |                        |                       |
|--|-----------------------------|------------------------|-----------------------|---------------------------------------|------------------------|-----------------------|
|  | <b>Weight<br/>(kg)</b>      | <b>FOB*<br/>(\$NZ)</b> | <b>Value<br/>Unit</b> | <b>Weight<br/>(kg)</b>                | <b>FOB*<br/>(\$NZ)</b> | <b>Value<br/>Unit</b> |
| <b>Switzerland</b>                         |                             |                        |                       |                                       |                        |                       |
| <b>Cod, Blue</b>                           |                             |                        |                       |                                       |                        |                       |
| <i>Finfish, Chilled Fillets</i>            | 5                           | 114                    | 22.80                 |                                       |                        |                       |
| <b>Total for Cod, Blue</b>                 | <b>5</b>                    | <b>114</b>             |                       |                                       |                        |                       |
| <b>Dogfish and Other Sharks</b>            |                             |                        |                       |                                       |                        |                       |
| <i>Finfish, Chilled Headed and Guttled</i> | 26                          | 425                    | 16.35                 |                                       |                        |                       |
| <i>Finfish, Chilled Whole</i>              | 5                           | 83                     | 16.60                 | 5                                     | 83                     | 16.60                 |
| <b>Total for Dogfish and Other Sha</b>     | <b>31</b>                   | <b>508</b>             |                       | <b>5</b>                              | <b>83</b>              |                       |
| <b>Groper</b>                              |                             |                        |                       |                                       |                        |                       |
| <i>Finfish, Chilled Fillets</i>            | 98                          | 2,671                  | 27.26                 |                                       |                        |                       |
| <i>Finfish, Chilled Headed and Guttled</i> | 105                         | 1,541                  | 14.68                 |                                       |                        |                       |
| <i>Finfish, Chilled Other form</i>         | 14                          | 260                    | 18.57                 |                                       |                        |                       |
| <i>Finfish, Chilled Whole</i>              | 2,789                       | 39,233                 | 14.07                 | 509                                   | 6,337                  | 12.45                 |
| <b>Total for Groper</b>                    | <b>3,006</b>                | <b>43,705</b>          |                       | <b>509</b>                            | <b>6,337</b>           |                       |
| <b>Gurnard</b>                             |                             |                        |                       |                                       |                        |                       |
| <i>Finfish, Chilled Fillets</i>            | 1,404                       | 25,295                 | 18.02                 | 104                                   | 2,007                  | 19.30                 |
| <i>Finfish, Chilled Other form</i>         | 113                         | 3,226                  | 28.55                 | 32                                    | 615                    | 19.22                 |
| <i>Finfish, Chilled Whole</i>              | 1,837                       | 19,632                 | 10.69                 | 207                                   | 2,440                  | 11.79                 |
| <b>Total for Gurnard</b>                   | <b>3,354</b>                | <b>48,153</b>          |                       | <b>343</b>                            | <b>5,062</b>           |                       |
| <b>John Dory</b>                           |                             |                        |                       |                                       |                        |                       |
| <i>Finfish, Chilled Fillets</i>            | 5,309                       | 162,929                | 30.69                 | 548                                   | 21,021                 | 38.36                 |
| <i>Finfish, Chilled Other form</i>         | 47                          | 1,490                  | 31.70                 |                                       |                        |                       |
| <i>Finfish, Chilled Whole</i>              | 2,606                       | 40,032                 | 15.36                 | 440                                   | 6,900                  | 15.68                 |
| <i>Finfish, Frozen Fillets</i>             | 26                          | 1,109                  | 42.65                 |                                       |                        |                       |
| <b>Total for John Dory</b>                 | <b>7,988</b>                | <b>205,560</b>         |                       | <b>988</b>                            | <b>27,921</b>          |                       |
| <b>Kingfish, Yellowtail</b>                |                             |                        |                       |                                       |                        |                       |
| <i>Finfish, Chilled Fillets</i>            | 37                          | 846                    | 22.86                 |                                       |                        |                       |
| <i>Finfish, Chilled Whole</i>              | 864                         | 10,084                 | 11.67                 | 35                                    | 408                    | 11.66                 |
| <b>Total for Kingfish, Yellowtail</b>      | <b>901</b>                  | <b>10,930</b>          |                       | <b>35</b>                             | <b>408</b>             |                       |
| <b>Ling</b>                                |                             |                        |                       |                                       |                        |                       |
| <i>Finfish, Chilled Fillets</i>            | 2,856                       | 51,286                 | 17.96                 | 326                                   | 5,638                  | 17.29                 |
| <b>Total for Ling</b>                      | <b>2,856</b>                | <b>51,286</b>          |                       | <b>326</b>                            | <b>5,638</b>           |                       |
| <b>Mussels</b>                             |                             |                        |                       |                                       |                        |                       |
| <i>Mussels, Freeze-dried pwd</i>           | 2,921                       | 161,442                | 55.27                 | 620                                   | 37,166                 | 59.95                 |
| <i>Mussels, HS Frozen</i>                  | 17,928                      | 97,090                 | 5.42                  | 8,964                                 | 48,563                 | 5.42                  |
| <i>Mussels, Powder in capsule</i>          | 20                          | 1,919                  | 95.95                 |                                       |                        |                       |
| <b>Total for Mussels</b>                   | <b>20,869</b>               | <b>260,451</b>         |                       | <b>9,584</b>                          | <b>85,729</b>          |                       |
| <b>Other chilled fillets</b>               |                             |                        |                       |                                       |                        |                       |
| <i>Finfish, Chilled Fillets</i>            | 1,065                       | 24,780                 | 23.27                 | 84                                    | 2,502                  | 29.79                 |
| <b>Total for Other chilled fillets</b>     | <b>1,065</b>                | <b>24,780</b>          |                       | <b>84</b>                             | <b>2,502</b>           |                       |

| <i>NETT</i>                              | <i>Jan 2012 -- Dec 2012</i> |                          |                   | <i>Month-to-Date: December - 2012</i> |                          |                   |
|--|-----------------------------|--------------------------|-------------------|---------------------------------------|--------------------------|-------------------|
|  | <i>Weight (kg)</i>          | <i>FOB* Value (\$NZ)</i> | <i>Unit Value</i> | <i>Weight (kg)</i>                    | <i>FOB* Value (\$NZ)</i> | <i>Unit Value</i> |
| <b>Switzerland</b>                       |                             |                          |                   |                                       |                          |                   |
| <b>Other chilled finfish</b>             |                             |                          |                   |                                       |                          |                   |
| <i>Finfish, Chilled Other form</i>       | 451                         | 6,330                    | 14.04             |                                       |                          |                   |
| <i>Finfish, Chilled Whole</i>            | 1,743                       | 26,640                   | 15.28             | 200                                   | 3,296                    | 16.48             |
| <b>Total for Other chilled finfish</b>   | <b>2,194</b>                | <b>32,970</b>            |                   | <b>200</b>                            | <b>3,296</b>             |                   |
| <b>Rock Lobster</b>                      |                             |                          |                   |                                       |                          |                   |
| <i>Rock Lobster, Chilled Live</i>        | 7                           | 528                      | 75.43             | 7                                     | 528                      | 75.43             |
| <b>Total for Rock Lobster</b>            | <b>7</b>                    | <b>528</b>               |                   | <b>7</b>                              | <b>528</b>               |                   |
| <b>Salmon</b>                            |                             |                          |                   |                                       |                          |                   |
| <i>Finfish, Chilled Fillets</i>          | 1,222                       | 17,889                   | 14.64             | 443                                   | 5,397                    | 12.18             |
| <i>Finfish, Processed Smoked</i>         | 8,934                       | 439,799                  | 49.23             | 1,880                                 | 98,778                   | 52.54             |
| <b>Total for Salmon</b>                  | <b>10,156</b>               | <b>457,688</b>           |                   | <b>2,323</b>                          | <b>104,175</b>           |                   |
| <b>Salmon, Pacific</b>                   |                             |                          |                   |                                       |                          |                   |
| <i>Finfish, Chilled Other form</i>       | 633                         | 9,098                    | 14.37             |                                       |                          |                   |
| <i>Finfish, Chilled Whole</i>            | 142                         | 6,504                    | 45.80             |                                       |                          |                   |
| <i>Finfish, Frozen Other form</i>        | 53                          | 1,221                    | 23.04             |                                       |                          |                   |
| <b>Total for Salmon, Pacific</b>         | <b>828</b>                  | <b>16,823</b>            |                   |                                       |                          |                   |
| <b>Snapper</b>                           |                             |                          |                   |                                       |                          |                   |
| <i>Finfish, Chilled Fillets</i>          | 1,328                       | 34,385                   | 25.89             | 139                                   | 3,865                    | 27.81             |
| <i>Finfish, Chilled Other form</i>       | 327                         | 6,416                    | 19.62             | 12                                    | 190                      | 15.83             |
| <i>Finfish, Chilled Whole</i>            | 11,652                      | 168,018                  | 14.42             | 1,111                                 | 16,953                   | 15.26             |
| <b>Total for Snapper</b>                 | <b>13,307</b>               | <b>208,819</b>           |                   | <b>1,262</b>                          | <b>21,008</b>            |                   |
| <b>Spotted Dogfish ( Rig )</b>           |                             |                          |                   |                                       |                          |                   |
| <i>Finfish, Chilled Fillets</i>          | 22                          | 395                      | 17.95             |                                       |                          |                   |
| <b>Total for Spotted Dogfish ( Rig )</b> | <b>22</b>                   | <b>395</b>               |                   |                                       |                          |                   |
| <b>Tarakihi</b>                          |                             |                          |                   |                                       |                          |                   |
| <i>Finfish, Chilled Fillets</i>          | 116                         | 1,914                    | 16.50             | 40                                    | 663                      | 16.58             |
| <i>Finfish, Chilled Whole</i>            | 45                          | 481                      | 10.69             |                                       |                          |                   |
| <b>Total for Tarakihi</b>                | <b>161</b>                  | <b>2,395</b>             |                   | <b>40</b>                             | <b>663</b>               |                   |
| <b>Tilapias</b>                          |                             |                          |                   |                                       |                          |                   |
| <i>Finfish, Chilled Fillets</i>          | 662                         | 26,355                   | 39.81             | 125                                   | 4,267                    | 34.14             |
| <b>Total for Tilapias</b>                | <b>662</b>                  | <b>26,355</b>            |                   | <b>125</b>                            | <b>4,267</b>             |                   |
| <b>Trevally</b>                          |                             |                          |                   |                                       |                          |                   |
| <i>Finfish, Chilled Fillets</i>          | 62                          | 1,061                    | 17.11             |                                       |                          |                   |
| <i>Finfish, Chilled Whole</i>            | 145                         | 1,463                    | 10.09             | 7                                     | 68                       | 9.71              |
| <b>Total for Trevally</b>                | <b>207</b>                  | <b>2,524</b>             |                   | <b>7</b>                              | <b>68</b>                |                   |
| <b>Tuna, Yellowfin</b>                   |                             |                          |                   |                                       |                          |                   |
| <i>Finfish, Chilled Whole</i>            | 31                          | 345                      | 11.13             |                                       |                          |                   |
| <b>Total for Tuna, Yellowfin</b>         | <b>31</b>                   | <b>345</b>               |                   |                                       |                          |                   |



| <i>NETT</i>           | <i>Jan 2012 -- Dec 2012</i> |                              |                       | <i>Month-to-Date: December - 2012</i> |                              |                       |
|-----------------------|-----------------------------|------------------------------|-----------------------|---------------------------------------|------------------------------|-----------------------|
|                       | <i>Weight<br/>(kg)</i>      | <i>FOB* Value<br/>(\$NZ)</i> | <i>Unit<br/>Value</i> | <i>Weight<br/>(kg)</i>                | <i>FOB* Value<br/>(\$NZ)</i> | <i>Unit<br/>Value</i> |
| <b>Switzerland</b>    |                             |                              |                       |                                       |                              |                       |
| Total for Switzerland | 67,650                      | 1,394,329                    |                       | 15,838                                | 267,685                      |                       |

| <i>NETT</i>                           | <i>Jan 2012 -- Dec 2012</i> |                              |                       | <i>Month-to-Date: December - 2012</i> |                              |                       |
|---------------------------------------|-----------------------------|------------------------------|-----------------------|---------------------------------------|------------------------------|-----------------------|
|                                       | <i>Weight<br/>(kg)</i>      | <i>FOB* Value<br/>(\$NZ)</i> | <i>Unit<br/>Value</i> | <i>Weight<br/>(kg)</i>                | <i>FOB* Value<br/>(\$NZ)</i> | <i>Unit<br/>Value</i> |
| <b>Syrian Arab Republic</b>           |                             |                              |                       |                                       |                              |                       |
| <b>Mussels</b>                        |                             |                              |                       |                                       |                              |                       |
| <i>Mussels, Freeze-dried pwd</i>      | 750                         | 30,273                       | 40.36                 |                                       |                              |                       |
| <b>Total for Mussels</b>              | 750                         | 30,273                       |                       |                                       |                              |                       |
| <b>Total for Syrian Arab Republic</b> | 750                         | 30,273                       |                       |                                       |                              |                       |

| <i>NETT</i>                                    | <i>Jan 2012 -- Dec 2012</i> |                          |                   | <i>Month-to-Date: December - 2012</i> |                          |                   |
|--|-----------------------------|--------------------------|-------------------|---------------------------------------|--------------------------|-------------------|
|  | <i>Weight (kg)</i>          | <i>FOB* Value (\$NZ)</i> | <i>Unit Value</i> | <i>Weight (kg)</i>                    | <i>FOB* Value (\$NZ)</i> | <i>Unit Value</i> |
| <b>Taiwan, Prv. Of China</b>                   |                             |                          |                   |                                       |                          |                   |
| <b>Barracouta</b>                              |                             |                          |                   |                                       |                          |                   |
| <i>Finfish, Frozen Fillets</i>                 | 10                          | 28                       | 2.80              |                                       |                          |                   |
| <b>Total for Barracouta</b>                    | <b>10</b>                   | <b>28</b>                |                   |                                       |                          |                   |
| <b>Cod, Red</b>                                |                             |                          |                   |                                       |                          |                   |
| <i>Finfish, Frozen Headed and Gutted</i>       | 10                          | 35                       | 3.50              |                                       |                          |                   |
| <b>Total for Cod, Red</b>                      | <b>10</b>                   | <b>35</b>                |                   |                                       |                          |                   |
| <b>Crustaceans</b>                             |                             |                          |                   |                                       |                          |                   |
| <i>Other Crustacea, Processed</i>              | 300                         | 1,961                    | 6.54              | 300                                   | 1,961                    | 6.54              |
| <b>Total for Crustaceans</b>                   | <b>300</b>                  | <b>1,961</b>             |                   | <b>300</b>                            | <b>1,961</b>             |                   |
| <b>Finfish, minced blocks</b>                  |                             |                          |                   |                                       |                          |                   |
| <i>Finfish, Frozen Other form</i>              | 23                          | 43                       | 1.87              |                                       |                          |                   |
| <b>Total for Finfish, minced blocks</b>        | <b>23</b>                   | <b>43</b>                |                   |                                       |                          |                   |
| <b>Finfish, other fish meat</b>                |                             |                          |                   |                                       |                          |                   |
| <i>Finfish, Processed Other</i>                | 17,540                      | 17,770                   | 1.01              |                                       |                          |                   |
| <b>Total for Finfish, other fish meat</b>      | <b>17,540</b>               | <b>17,770</b>            |                   |                                       |                          |                   |
| <b>Fish meal fit for human</b>                 |                             |                          |                   |                                       |                          |                   |
| <i>Finfish, Processed Other</i>                | 1,200                       | 67,600                   | 56.33             | 200                                   | 9,175                    | 45.88             |
| <b>Total for Fish meal fit for human</b>       | <b>1,200</b>                | <b>67,600</b>            |                   | <b>200</b>                            | <b>9,175</b>             |                   |
| <b>Fish prod unfit for human</b>               |                             |                          |                   |                                       |                          |                   |
| <i>Finfish, Processed Flours,meals,pellets</i> | 4,315,566                   | 6,160,425                | 1.43              |                                       |                          |                   |
| <b>Total for Fish prod unfit for hum</b>       | <b>4,315,566</b>            | <b>6,160,425</b>         |                   |                                       |                          |                   |
| <b>Gurnard</b>                                 |                             |                          |                   |                                       |                          |                   |
| <i>Finfish, Chilled Whole</i>                  | 3                           | 5                        | 1.67              |                                       |                          |                   |
| <b>Total for Gurnard</b>                       | <b>3</b>                    | <b>5</b>                 |                   |                                       |                          |                   |
| <b>Hoki</b>                                    |                             |                          |                   |                                       |                          |                   |
| <i>Finfish, Frozen Fillet Blocks</i>           | 17,520                      | 96,843                   | 5.53              |                                       |                          |                   |
| <i>Finfish, Frozen Fillets</i>                 | 27,397                      | 139,713                  | 5.10              |                                       |                          |                   |
| <b>Total for Hoki</b>                          | <b>44,917</b>               | <b>236,556</b>           |                   |                                       |                          |                   |
| <b>Livers and Roe</b>                          |                             |                          |                   |                                       |                          |                   |
| <i>Finfish, Frozen Whole</i>                   | 468,724                     | 2,381,956                | 5.08              |                                       |                          |                   |
| <b>Total for Livers and Roe</b>                | <b>468,724</b>              | <b>2,381,956</b>         |                   |                                       |                          |                   |
| <b>Monkfish (Stargazer)</b>                    |                             |                          |                   |                                       |                          |                   |
| <i>Finfish, Frozen Headed and Gutted</i>       | 1,990                       | 11,656                   | 5.86              |                                       |                          |                   |
| <i>Finfish, Frozen Other form</i>              | 2,000                       | 11,941                   | 5.97              |                                       |                          |                   |
| <b>Total for Monkfish (Stargazer)</b>          | <b>3,990</b>                | <b>23,597</b>            |                   |                                       |                          |                   |
| <b>Mussels</b>                                 |                             |                          |                   |                                       |                          |                   |
| <i>Mussels, Freeze-dried pwd</i>               | 663                         | 35,751                   | 53.92             |                                       |                          |                   |

| <b>NETT</b>                                   | <b>Jan 2012 -- Dec 2012</b> |                              |                       | <b>Month-to-Date: December - 2012</b> |                              |                       |
|---|-----------------------------|------------------------------|-----------------------|---------------------------------------|------------------------------|-----------------------|
|   | <b>Weight<br/>(kg)</b>      | <b>FOB* Value<br/>(\$NZ)</b> | <b>Unit<br/>Value</b> | <b>Weight<br/>(kg)</b>                | <b>FOB* Value<br/>(\$NZ)</b> | <b>Unit<br/>Value</b> |
| <b>Taiwan, Prv. Of China</b>                  |                             |                              |                       |                                       |                              |                       |
| <i>Mussels, HS Frozen</i>                     | 638,670                     | 3,517,241                    | 5.51                  | 78,580                                | 491,523                      | 6.26                  |
| <i>Mussels, Meat Frozen</i>                   | 3,270                       | 20,639                       | 6.31                  |                                       |                              |                       |
| <b>Total for Mussels</b>                      | <b>642,603</b>              | <b>3,573,631</b>             |                       | <b>78,580</b>                         | <b>491,523</b>               |                       |
| <b>Oreo Dory, Black</b>                       |                             |                              |                       |                                       |                              |                       |
| <i>Finfish, Frozen Headed and Guttled</i>     | 11                          | 25                           | 2.27                  |                                       |                              |                       |
| <b>Total for Oreo Dory, Black</b>             | <b>11</b>                   | <b>25</b>                    |                       |                                       |                              |                       |
| <b>Oreo Dory, Other</b>                       |                             |                              |                       |                                       |                              |                       |
| <i>Finfish, Frozen Headed and Guttled</i>     | 25                          | 72                           | 2.88                  |                                       |                              |                       |
| <b>Total for Oreo Dory, Other</b>             | <b>25</b>                   | <b>72</b>                    |                       |                                       |                              |                       |
| <b>Oreo Dory, Smooth</b>                      |                             |                              |                       |                                       |                              |                       |
| <i>Finfish, Frozen Fillets</i>                | 10                          | 92                           | 9.20                  |                                       |                              |                       |
| <b>Total for Oreo Dory, Smooth</b>            | <b>10</b>                   | <b>92</b>                    |                       |                                       |                              |                       |
| <b>Other frozen finfish</b>                   |                             |                              |                       |                                       |                              |                       |
| <i>Finfish, Frozen Headed and Guttled</i>     | 20                          | 165                          | 8.25                  |                                       |                              |                       |
| <b>Total for Other frozen finfish</b>         | <b>20</b>                   | <b>165</b>                   |                       |                                       |                              |                       |
| <b>Other Molluscs</b>                         |                             |                              |                       |                                       |                              |                       |
| <i>Other Molluscs, Smoked, Dried, Salted</i>  | 121                         | 12,727                       | 105.18                |                                       |                              |                       |
| <b>Total for Other Molluscs</b>               | <b>121</b>                  | <b>12,727</b>                |                       |                                       |                              |                       |
| <b>Other preparations</b>                     |                             |                              |                       |                                       |                              |                       |
| <i>Other, Processed Other</i>                 | 13                          | 191                          | 14.69                 |                                       |                              |                       |
| <b>Total for Other preparations</b>           | <b>13</b>                   | <b>191</b>                   |                       |                                       |                              |                       |
| <b>Other salted, in brine</b>                 |                             |                              |                       |                                       |                              |                       |
| <i>Other, Processed Salted or in Brine</i>    | 26                          | 1,125                        | 43.27                 |                                       |                              |                       |
| <b>Total for Other salted, in brine</b>       | <b>26</b>                   | <b>1,125</b>                 |                       |                                       |                              |                       |
| <b>Paua</b>                                   |                             |                              |                       |                                       |                              |                       |
| <i>Other Molluscs, Live</i>                   | 255                         | 7,587                        | 29.75                 |                                       |                              |                       |
| <i>Other Molluscs, Frozen</i>                 | 503                         | 3,856                        | 7.67                  |                                       |                              |                       |
| <i>Other Molluscs, Processed Cans or Jars</i> | 238                         | 7,929                        | 33.32                 |                                       |                              |                       |
| <b>Total for Paua</b>                         | <b>996</b>                  | <b>19,372</b>                |                       |                                       |                              |                       |
| <b>Rock Lobster</b>                           |                             |                              |                       |                                       |                              |                       |
| <i>Rock Lobster, Chilled Live</i>             | 5                           | 5                            | 1.00                  |                                       |                              |                       |
| <b>Total for Rock Lobster</b>                 | <b>5</b>                    | <b>5</b>                     |                       |                                       |                              |                       |
| <b>Salmon, Pacific</b>                        |                             |                              |                       |                                       |                              |                       |
| <i>Finfish, Chilled Whole</i>                 | 19,772                      | 256,141                      | 12.95                 | 1,711                                 | 20,151                       | 11.78                 |
| <i>Finfish, Frozen Headed and Guttled</i>     | 9,196                       | 80,093                       | 8.71                  |                                       |                              |                       |
| <b>Total for Salmon, Pacific</b>              | <b>28,968</b>               | <b>336,234</b>               |                       | <b>1,711</b>                          | <b>20,151</b>                |                       |
| <b>Sea Perch</b>                              |                             |                              |                       |                                       |                              |                       |
| <i>Finfish, Frozen Whole</i>                  | 10                          | 28                           | 2.80                  |                                       |                              |                       |

| <i>NETT</i>                     | <i>Jan 2012 -- Dec 2012</i> |                              |                       | <i>Month-to-Date: December - 2012</i> |                              |                       |
|---------------------------------|-----------------------------|------------------------------|-----------------------|---------------------------------------|------------------------------|-----------------------|
|                                 | <i>Weight<br/>(kg)</i>      | <i>FOB* Value<br/>(\$NZ)</i> | <i>Unit<br/>Value</i> | <i>Weight<br/>(kg)</i>                | <i>FOB* Value<br/>(\$NZ)</i> | <i>Unit<br/>Value</i> |
| <b>Taiwan, Prv. Of China</b>    |                             |                              |                       |                                       |                              |                       |
| Total for Sea Perch             | 10                          |                              | 28                    |                                       |                              |                       |
| <b>Snapper</b>                  |                             |                              |                       |                                       |                              |                       |
| <i>Finfish, Chilled Whole</i>   | 24,798                      | 220,452                      | 8.89                  | 883                                   | 8,152                        | 9.23                  |
| Total for Snapper               | 24,798                      | 220,452                      |                       | 883                                   | 8,152                        |                       |
| <b>Tarakihi</b>                 |                             |                              |                       |                                       |                              |                       |
| <i>Finfish, Chilled Whole</i>   | 2                           | 5                            | 2.50                  |                                       |                              |                       |
| Total for Tarakihi              | 2                           | 5                            |                       |                                       |                              |                       |
| Total for Taiwan, Prv. Of China | 5,549,891                   | 13,054,100                   |                       | 81,674                                | 530,962                      |                       |

| <b>NETT</b>                                | <b>Jan 2012 -- Dec 2012</b> |                              |                       | <b>Month-to-Date: December - 2012</b> |                              |                       |
|--|-----------------------------|------------------------------|-----------------------|---------------------------------------|------------------------------|-----------------------|
|  | <b>Weight<br/>(kg)</b>      | <b>FOB* Value<br/>(\$NZ)</b> | <b>Unit<br/>Value</b> | <b>Weight<br/>(kg)</b>                | <b>FOB* Value<br/>(\$NZ)</b> | <b>Unit<br/>Value</b> |
| <b>Thailand</b>                            |                             |                              |                       |                                       |                              |                       |
| <b>Alfonsino</b>                           |                             |                              |                       |                                       |                              |                       |
| <i>Finfish, Frozen Other form</i>          | 27,066                      | 163,302                      | 6.03                  |                                       |                              |                       |
| <b>Total for Alfonsino</b>                 | <b>27,066</b>               | <b>163,302</b>               |                       |                                       |                              |                       |
| <b>Bluenose</b>                            |                             |                              |                       |                                       |                              |                       |
| <i>Finfish, Frozen Fillets</i>             | 50                          | 735                          | 14.70                 |                                       |                              |                       |
| <b>Total for Bluenose</b>                  | <b>50</b>                   | <b>735</b>                   |                       |                                       |                              |                       |
| <b>Cod, Blue</b>                           |                             |                              |                       |                                       |                              |                       |
| <i>Finfish, Frozen Fillets</i>             | 50                          | 1,120                        | 22.40                 |                                       |                              |                       |
| <b>Total for Cod, Blue</b>                 | <b>50</b>                   | <b>1,120</b>                 |                       |                                       |                              |                       |
| <b>Crustn, Molluscs extract</b>            |                             |                              |                       |                                       |                              |                       |
| <i>Other Crustacea, Processed Extracts</i> | 60                          | 2,180                        | 36.33                 | 60                                    | 2,180                        | 36.33                 |
| <b>Total for Crustn, Molluscs extra</b>    | <b>60</b>                   | <b>2,180</b>                 |                       | <b>60</b>                             | <b>2,180</b>                 |                       |
| <b>Elephant Fish</b>                       |                             |                              |                       |                                       |                              |                       |
| <i>Finfish, Frozen Fillets</i>             | 100                         | 887                          | 8.87                  |                                       |                              |                       |
| <b>Total for Elephant Fish</b>             | <b>100</b>                  | <b>887</b>                   |                       |                                       |                              |                       |
| <b>Fish meal fit for human</b>             |                             |                              |                       |                                       |                              |                       |
| <i>Finfish, Processed Other</i>            | 200                         | 11,429                       | 57.15                 |                                       |                              |                       |
| <b>Total for Fish meal fit for human</b>   | <b>200</b>                  | <b>11,429</b>                |                       |                                       |                              |                       |
| <b>Fish prod unfit for human</b>           |                             |                              |                       |                                       |                              |                       |
| <i>Finfish, Processed Other</i>            | 13,082                      | 39,245                       | 3.00                  |                                       |                              |                       |
| <b>Total for Fish prod unfit for hum</b>   | <b>13,082</b>               | <b>39,245</b>                |                       |                                       |                              |                       |
| <b>Flounder</b>                            |                             |                              |                       |                                       |                              |                       |
| <i>Finfish, Frozen Whole</i>               | 50                          | 314                          | 6.28                  |                                       |                              |                       |
| <b>Total for Flounder</b>                  | <b>50</b>                   | <b>314</b>                   |                       |                                       |                              |                       |
| <b>Groper</b>                              |                             |                              |                       |                                       |                              |                       |
| <i>Finfish, Frozen Fillets</i>             | 50                          | 802                          | 16.04                 |                                       |                              |                       |
| <b>Total for Groper</b>                    | <b>50</b>                   | <b>802</b>                   |                       |                                       |                              |                       |
| <b>Gurnard</b>                             |                             |                              |                       |                                       |                              |                       |
| <i>Finfish, Chilled Other form</i>         | 50                          | 506                          | 10.12                 | 50                                    | 506                          | 10.12                 |
| <i>Finfish, Chilled Whole</i>              | 10                          | 88                           | 8.80                  |                                       |                              |                       |
| <b>Total for Gurnard</b>                   | <b>60</b>                   | <b>594</b>                   |                       | <b>50</b>                             | <b>506</b>                   |                       |
| <b>Hake</b>                                |                             |                              |                       |                                       |                              |                       |
| <i>Finfish, Frozen Fillets</i>             | 202                         | 1,807                        | 8.95                  |                                       |                              |                       |
| <i>Finfish, Frozen Headed and Gutted</i>   | 459                         | 521                          | 1.14                  |                                       |                              |                       |
| <b>Total for Hake</b>                      | <b>661</b>                  | <b>2,328</b>                 |                       |                                       |                              |                       |
| <b>Hoki</b>                                |                             |                              |                       |                                       |                              |                       |
| <i>Finfish, Frozen Fillets</i>             | 4,620                       | 32,522                       | 7.04                  |                                       |                              |                       |

| <b>NETT</b>                                  | <b>Jan 2012 -- Dec 2012</b> |                              |                       | <b>Month-to-Date: December - 2012</b> |                              |                       |
|--|-----------------------------|------------------------------|-----------------------|---------------------------------------|------------------------------|-----------------------|
|  | <b>Weight<br/>(kg)</b>      | <b>FOB* Value<br/>(\$NZ)</b> | <b>Unit<br/>Value</b> | <b>Weight<br/>(kg)</b>                | <b>FOB* Value<br/>(\$NZ)</b> | <b>Unit<br/>Value</b> |
| <b>Thailand</b>                              |                             |                              |                       |                                       |                              |                       |
| <i>Finfish, Frozen Headed and Guttled</i>    | 274,862                     | 773,255                      | 2.81                  |                                       |                              |                       |
| <b>Total for Hoki</b>                        | <b>279,482</b>              | <b>805,777</b>               |                       |                                       |                              |                       |
| <b>John Dory</b>                             |                             |                              |                       |                                       |                              |                       |
| <i>Finfish, Chilled Whole</i>                | 11                          | 140                          | 12.73                 |                                       |                              |                       |
| <b>Total for John Dory</b>                   | <b>11</b>                   | <b>140</b>                   |                       |                                       |                              |                       |
| <b>Kingfish, Yellowtail</b>                  |                             |                              |                       |                                       |                              |                       |
| <i>Finfish, Chilled Whole</i>                | 38                          | 455                          | 11.97                 |                                       |                              |                       |
| <b>Total for Kingfish, Yellowtail</b>        | <b>38</b>                   | <b>455</b>                   |                       |                                       |                              |                       |
| <b>Mackerel</b>                              |                             |                              |                       |                                       |                              |                       |
| <i>Finfish, Processed Smoked</i>             | 7                           | 214                          | 30.57                 |                                       |                              |                       |
| <b>Total for Mackerel</b>                    | <b>7</b>                    | <b>214</b>                   |                       |                                       |                              |                       |
| <b>Mackerel, Jack</b>                        |                             |                              |                       |                                       |                              |                       |
| <i>Finfish, Frozen Other form</i>            | 67,700                      | 185,132                      | 2.73                  |                                       |                              |                       |
| <b>Total for Mackerel, Jack</b>              | <b>67,700</b>               | <b>185,132</b>               |                       |                                       |                              |                       |
| <b>Monkfish (Stargazer)</b>                  |                             |                              |                       |                                       |                              |                       |
| <i>Finfish, Frozen Other form</i>            | 100                         | 900                          | 9.00                  |                                       |                              |                       |
| <b>Total for Monkfish (Stargazer)</b>        | <b>100</b>                  | <b>900</b>                   |                       |                                       |                              |                       |
| <b>Mussels</b>                               |                             |                              |                       |                                       |                              |                       |
| <i>Mussels, Freeze-dried pwd</i>             | 75                          | 3,759                        | 50.12                 |                                       |                              |                       |
| <i>Mussels, HS Frozen</i>                    | 1,565,984                   | 8,623,739                    | 5.51                  | 217,628                               | 1,191,059                    | 5.47                  |
| <i>Mussels, Meat Frozen</i>                  | 18,852                      | 121,377                      | 6.44                  | 3,636                                 | 22,783                       | 6.27                  |
| <i>Mussels, Powder in capsule</i>            | 42                          | 7,128                        | 169.71                |                                       |                              |                       |
| <i>Mussels, Whole Frozen</i>                 | 56,318                      | 283,503                      | 5.03                  |                                       |                              |                       |
| <i>Mussels, Dried, Salted or in Brine</i>    | 44,688                      | 256,600                      | 5.74                  |                                       |                              |                       |
| <i>Mussels, Processed Packed</i>             | 24                          | 118                          | 4.92                  |                                       |                              |                       |
| <b>Total for Mussels</b>                     | <b>1,685,983</b>            | <b>9,296,224</b>             |                       | <b>221,264</b>                        | <b>1,213,842</b>             |                       |
| <b>Other chilled finfish</b>                 |                             |                              |                       |                                       |                              |                       |
| <i>Finfish, Chilled Whole</i>                | 152                         | 1,644                        | 10.82                 |                                       |                              |                       |
| <b>Total for Other chilled finfish</b>       | <b>152</b>                  | <b>1,644</b>                 |                       |                                       |                              |                       |
| <b>Other clams chilled</b>                   |                             |                              |                       |                                       |                              |                       |
| <i>Other Molluscs, Chilled</i>               | 102                         | 1,292                        | 12.67                 |                                       |                              |                       |
| <b>Total for Other clams chilled</b>         | <b>102</b>                  | <b>1,292</b>                 |                       |                                       |                              |                       |
| <b>Other clams frozen</b>                    |                             |                              |                       |                                       |                              |                       |
| <i>Other Molluscs, Frozen</i>                | 18,520                      | 128,260                      | 6.93                  |                                       |                              |                       |
| <b>Total for Other clams frozen</b>          | <b>18,520</b>               | <b>128,260</b>               |                       |                                       |                              |                       |
| <b>Other Molluscs</b>                        |                             |                              |                       |                                       |                              |                       |
| <i>Other Molluscs, Smoked, Dried, Salted</i> | 6,200                       | 281,492                      | 45.40                 |                                       |                              |                       |
| <b>Total for Other Molluscs</b>              | <b>6,200</b>                | <b>281,492</b>               |                       |                                       |                              |                       |

| <i>NETT</i>                                | <i>Jan 2012 -- Dec 2012</i> |                              |                       | <i>Month-to-Date: December - 2012</i> |                              |                       |
|--|-----------------------------|------------------------------|-----------------------|---------------------------------------|------------------------------|-----------------------|
|  | <i>Weight<br/>(kg)</i>      | <i>FOB* Value<br/>(\$NZ)</i> | <i>Unit<br/>Value</i> | <i>Weight<br/>(kg)</i>                | <i>FOB* Value<br/>(\$NZ)</i> | <i>Unit<br/>Value</i> |
| <b>Thailand</b>                            |                             |                              |                       |                                       |                              |                       |
| <b>Other salted, in brine</b>              |                             |                              |                       |                                       |                              |                       |
| <i>Other, Processed Salted or in Brine</i> | 26                          | 1,750                        | 67.31                 |                                       |                              |                       |
| <b>Total for Other salted, in brine</b>    | <b>26</b>                   | <b>1,750</b>                 |                       |                                       |                              |                       |
| <b>Oysters, Dredge</b>                     |                             |                              |                       |                                       |                              |                       |
| <i>Oysters, Frozen</i>                     | 8                           | 1,280                        | 160.00                |                                       |                              |                       |
| <b>Total for Oysters, Dredge</b>           | <b>8</b>                    | <b>1,280</b>                 |                       |                                       |                              |                       |
| <b>Oysters, Pacific</b>                    |                             |                              |                       |                                       |                              |                       |
| <i>Oysters, Frozen</i>                     | 8                           | 696                          | 87.00                 |                                       |                              |                       |
| <b>Total for Oysters, Pacific</b>          | <b>8</b>                    | <b>696</b>                   |                       |                                       |                              |                       |
| <b>Rock Lobster</b>                        |                             |                              |                       |                                       |                              |                       |
| <i>Rock Lobster, Chilled Live</i>          | 28,967                      | 2,641,877                    | 91.20                 |                                       |                              |                       |
| <b>Total for Rock Lobster</b>              | <b>28,967</b>               | <b>2,641,877</b>             |                       |                                       |                              |                       |
| <b>Salmon</b>                              |                             |                              |                       |                                       |                              |                       |
| <i>Finfish, Processed Smoked</i>           | 354                         | 11,420                       | 32.26                 | 100                                   | 3,163                        | 31.63                 |
| <b>Total for Salmon</b>                    | <b>354</b>                  | <b>11,420</b>                |                       | <b>100</b>                            | <b>3,163</b>                 |                       |
| <b>Salmon, Pacific</b>                     |                             |                              |                       |                                       |                              |                       |
| <i>Finfish, Chilled Other form</i>         | 11,701                      | 49,053                       | 4.19                  |                                       |                              |                       |
| <i>Finfish, Chilled Whole</i>              | 22,305                      | 279,810                      | 12.54                 | 2,888                                 | 35,080                       | 12.15                 |
| <b>Total for Salmon, Pacific</b>           | <b>34,006</b>               | <b>328,863</b>               |                       | <b>2,888</b>                          | <b>35,080</b>                |                       |
| <b>Scallops</b>                            |                             |                              |                       |                                       |                              |                       |
| <i>Other Molluscs, Frozen</i>              | 100                         | 4,009                        | 40.09                 |                                       |                              |                       |
| <b>Total for Scallops</b>                  | <b>100</b>                  | <b>4,009</b>                 |                       |                                       |                              |                       |
| <b>Sea Perch</b>                           |                             |                              |                       |                                       |                              |                       |
| <i>Finfish, Frozen Headed and Guttled</i>  | 11,021                      | 65,103                       | 5.91                  |                                       |                              |                       |
| <i>Finfish, Frozen Whole</i>               | 7,125                       | 19,585                       | 2.75                  |                                       |                              |                       |
| <b>Total for Sea Perch</b>                 | <b>18,146</b>               | <b>84,688</b>                |                       |                                       |                              |                       |
| <b>Shrimps &amp; Prawns other</b>          |                             |                              |                       |                                       |                              |                       |
| <i>Other Crustacea, Frozen</i>             | 6,330                       | 42,920                       | 6.78                  |                                       |                              |                       |
| <b>Total for Shrimps &amp; Prawns oth</b>  | <b>6,330</b>                | <b>42,920</b>                |                       |                                       |                              |                       |
| <b>Snapper</b>                             |                             |                              |                       |                                       |                              |                       |
| <i>Finfish, Chilled Whole</i>              | 10                          | 124                          | 12.40                 |                                       |                              |                       |
| <i>Finfish, Frozen Fillets</i>             | 50                          | 1,095                        | 21.90                 |                                       |                              |                       |
| <i>Finfish, Frozen Whole</i>               | 230                         | 1,777                        | 7.73                  |                                       |                              |                       |
| <b>Total for Snapper</b>                   | <b>290</b>                  | <b>2,996</b>                 |                       |                                       |                              |                       |
| <b>Sole, Lemon</b>                         |                             |                              |                       |                                       |                              |                       |
| <i>Finfish, Frozen Whole</i>               | 490                         | 4,299                        | 8.77                  | 100                                   | 1,561                        | 15.61                 |
| <b>Total for Sole, Lemon</b>               | <b>490</b>                  | <b>4,299</b>                 |                       | <b>100</b>                            | <b>1,561</b>                 |                       |



| <b>NETT</b>                                     | <b>Jan 2012 -- Dec 2012</b> |                              |                       | <b>Month-to-Date: December - 2012</b> |                              |                       |
|---|-----------------------------|------------------------------|-----------------------|---------------------------------------|------------------------------|-----------------------|
|   | <b>Weight<br/>(kg)</b>      | <b>FOB* Value<br/>(\$NZ)</b> | <b>Unit<br/>Value</b> | <b>Weight<br/>(kg)</b>                | <b>FOB* Value<br/>(\$NZ)</b> | <b>Unit<br/>Value</b> |
| <b>Thailand</b>                                 |                             |                              |                       |                                       |                              |                       |
| <b>Squid</b>                                    |                             |                              |                       |                                       |                              |                       |
| <i>Squid, Frozen HG</i>                         | 115,766                     | 381,649                      | 3.30                  |                                       |                              |                       |
| <i>Squid, Frozen Whole</i>                      | 348,987                     | 741,983                      | 2.13                  |                                       |                              |                       |
| <b>Total for Squid</b>                          | <b>464,753</b>              | <b>1,123,632</b>             |                       |                                       |                              |                       |
| <b>Tarakihi</b>                                 |                             |                              |                       |                                       |                              |                       |
| <i>Finfish, Chilled Whole</i>                   | 9                           | 89                           | 9.89                  |                                       |                              |                       |
| <i>Finfish, Frozen Fillets</i>                  | 420                         | 2,929                        | 6.97                  | 100                                   | 886                          | 8.86                  |
| <b>Total for Tarakihi</b>                       | <b>429</b>                  | <b>3,018</b>                 |                       | <b>100</b>                            | <b>886</b>                   |                       |
| <b>Tuna, Albacore/Longfinned</b>                |                             |                              |                       |                                       |                              |                       |
| <i>Finfish, Frozen Whole</i>                    | 190,890                     | 754,579                      | 3.95                  |                                       |                              |                       |
| <b>Total for Tuna, Albacore/Longfi</b>          | <b>190,890</b>              | <b>754,579</b>               |                       |                                       |                              |                       |
| <b>Tuna, Bigeye</b>                             |                             |                              |                       |                                       |                              |                       |
| <i>Finfish, Frozen Whole</i>                    | 74,152                      | 186,014                      | 2.51                  |                                       |                              |                       |
| <b>Total for Tuna, Bigeye</b>                   | <b>74,152</b>               | <b>186,014</b>               |                       |                                       |                              |                       |
| <b>Tuna, Other</b>                              |                             |                              |                       |                                       |                              |                       |
| <i>Finfish, Frozen Headed and Guttred</i>       | 77,424                      | 176,724                      | 2.28                  |                                       |                              |                       |
| <i>Finfish, Frozen Whole</i>                    | 605,611                     | 1,409,452                    | 2.33                  |                                       |                              |                       |
| <b>Total for Tuna, Other</b>                    | <b>683,035</b>              | <b>1,586,176</b>             |                       |                                       |                              |                       |
| <b>Tuna, Skipjack</b>                           |                             |                              |                       |                                       |                              |                       |
| <i>Finfish, Frozen Whole</i>                    | 2,473,210                   | 5,439,435                    | 2.20                  |                                       |                              |                       |
| <b>Total for Tuna, Skipjack</b>                 | <b>2,473,210</b>            | <b>5,439,435</b>             |                       |                                       |                              |                       |
| <b>Tuna, Yellowfin</b>                          |                             |                              |                       |                                       |                              |                       |
| <i>Finfish, Frozen Whole</i>                    | 145,366                     | 432,916                      | 2.98                  |                                       |                              |                       |
| <b>Total for Tuna, Yellowfin</b>                | <b>145,366</b>              | <b>432,916</b>               |                       |                                       |                              |                       |
| <b>Tunas &amp; Atlantic Bonito</b>              |                             |                              |                       |                                       |                              |                       |
| <i>Finfish, Processed Cans or Jars, Whole o</i> | 11,995                      | 64,672                       | 5.39                  |                                       |                              |                       |
| <b>Total for Tunas &amp; Atlantic Bonit</b>     | <b>11,995</b>               | <b>64,672</b>                |                       |                                       |                              |                       |
| <b>Warehou, Silver</b>                          |                             |                              |                       |                                       |                              |                       |
| <i>Finfish, Frozen Other form</i>               | 32,454                      | 149,783                      | 4.62                  |                                       |                              |                       |
| <b>Total for Warehou, Silver</b>                | <b>32,454</b>               | <b>149,783</b>               |                       |                                       |                              |                       |
| <b>Total for Thailand</b>                       | <b>6,264,733</b>            | <b>23,789,489</b>            |                       | <b>224,562</b>                        | <b>1,257,218</b>             |                       |

| <i>NETT</i>                     | <i>Jan 2012 -- Dec 2012</i> |                              |                       | <i>Month-to-Date: December - 2012</i> |                              |                       |
|---------------------------------|-----------------------------|------------------------------|-----------------------|---------------------------------------|------------------------------|-----------------------|
|                                 | <i>Weight<br/>(kg)</i>      | <i>FOB* Value<br/>(\$NZ)</i> | <i>Unit<br/>Value</i> | <i>Weight<br/>(kg)</i>                | <i>FOB* Value<br/>(\$NZ)</i> | <i>Unit<br/>Value</i> |
| <b>Togo</b>                     |                             |                              |                       |                                       |                              |                       |
| <b>Mackerel, Jack</b>           |                             |                              |                       |                                       |                              |                       |
| <i>Finfish, Frozen Whole</i>    | 108,000                     | 173,792                      | 1.61                  | 108,000                               | 173,792                      | 1.61                  |
| <b>Total for Mackerel, Jack</b> | 108,000                     | 173,792                      |                       | 108,000                               | 173,792                      |                       |
| <b>Total for Togo</b>           | 108,000                     | 173,792                      |                       | 108,000                               | 173,792                      |                       |

| <i>NETT</i>                                     | <i>Jan 2012 -- Dec 2012</i> |                              |                       | <i>Month-to-Date: December - 2012</i> |                              |                       |
|---|-----------------------------|------------------------------|-----------------------|---------------------------------------|------------------------------|-----------------------|
|   | <i>Weight<br/>(kg)</i>      | <i>FOB* Value<br/>(\$NZ)</i> | <i>Unit<br/>Value</i> | <i>Weight<br/>(kg)</i>                | <i>FOB* Value<br/>(\$NZ)</i> | <i>Unit<br/>Value</i> |
| <b>Tokelau</b>                                  |                             |                              |                       |                                       |                              |                       |
| <b>Surimi, Other species</b>                    |                             |                              |                       |                                       |                              |                       |
| <i>Finfish, Surimi Other</i>                    | 200                         | 909                          | 4.55                  |                                       |                              |                       |
| <b>Total for Surimi, Other species</b>          | 200                         | 909                          |                       |                                       |                              |                       |
| <b>Tunas &amp; Atlantic Bonito</b>              |                             |                              |                       |                                       |                              |                       |
| <i>Finfish, Processed Cans or Jars, Whole o</i> | 113                         | 257                          | 2.27                  |                                       |                              |                       |
| <b>Total for Tunas &amp; Atlantic Bonit</b>     | 113                         | 257                          |                       |                                       |                              |                       |
| <b>Total for Tokelau</b>                        | 313                         | 1,166                        |                       |                                       |                              |                       |

| <b>NETT</b>                                      | <b>Jan 2012 -- Dec 2012</b> |                              |                       | <b>Month-to-Date: December - 2012</b> |                              |                       |
|--|-----------------------------|------------------------------|-----------------------|---------------------------------------|------------------------------|-----------------------|
|  | <b>Weight<br/>(kg)</b>      | <b>FOB* Value<br/>(\$NZ)</b> | <b>Unit<br/>Value</b> | <b>Weight<br/>(kg)</b>                | <b>FOB* Value<br/>(\$NZ)</b> | <b>Unit<br/>Value</b> |
| <b>Tonga</b>                                     |                             |                              |                       |                                       |                              |                       |
| <b>Anchovies</b>                                 |                             |                              |                       |                                       |                              |                       |
| <i>Finfish, Processed Cans or Jars, Whole o</i>  | 1                           | 207                          | 207.00                |                                       |                              |                       |
| <b>Total for Anchovies</b>                       | 1                           | 207                          |                       |                                       |                              |                       |
| <b>Cod, Blue</b>                                 |                             |                              |                       |                                       |                              |                       |
| <i>Finfish, Frozen Fillets</i>                   | 2                           | 95                           | 47.50                 |                                       |                              |                       |
| <b>Total for Cod, Blue</b>                       | 2                           | 95                           |                       |                                       |                              |                       |
| <b>Crab</b>                                      |                             |                              |                       |                                       |                              |                       |
| <i>Other Crustacea, Frozen</i>                   | 906                         | 15,800                       | 17.44                 |                                       |                              |                       |
| <b>Total for Crab</b>                            | 906                         | 15,800                       |                       |                                       |                              |                       |
| <b>Cuttle fish</b>                               |                             |                              |                       |                                       |                              |                       |
| <i>Other Molluscs, Dried, Salted or in Brine</i> | 100                         | 864                          | 8.64                  |                                       |                              |                       |
| <b>Total for Cuttle fish</b>                     | 100                         | 864                          |                       |                                       |                              |                       |
| <b>Eels</b>                                      |                             |                              |                       |                                       |                              |                       |
| <i>Finfish, Processed Smoked</i>                 | 2                           | 16                           | 8.00                  |                                       |                              |                       |
| <b>Total for Eels</b>                            | 2                           | 16                           |                       |                                       |                              |                       |
| <b>Fish cakes</b>                                |                             |                              |                       |                                       |                              |                       |
| <i>Finfish, Processed Other</i>                  | 100                         | 745                          | 7.45                  |                                       |                              |                       |
| <b>Total for Fish cakes</b>                      | 100                         | 745                          |                       |                                       |                              |                       |
| <b>Fish prod unfit for human</b>                 |                             |                              |                       |                                       |                              |                       |
| <i>Finfish, Processed Other</i>                  | 34,454                      | 140,232                      | 4.07                  | 7,000                                 | 24,000                       | 3.43                  |
| <b>Total for Fish prod unfit for hum</b>         | 34,454                      | 140,232                      |                       | 7,000                                 | 24,000                       |                       |
| <b>Groper</b>                                    |                             |                              |                       |                                       |                              |                       |
| <i>Finfish, Chilled Fillets</i>                  | 5                           | 278                          | 55.60                 |                                       |                              |                       |
| <b>Total for Groper</b>                          | 5                           | 278                          |                       |                                       |                              |                       |
| <b>Hoki</b>                                      |                             |                              |                       |                                       |                              |                       |
| <i>Finfish, Frozen Fillets</i>                   | 375                         | 1,504                        | 4.01                  |                                       |                              |                       |
| <i>Finfish, Frozen Other form</i>                | 310                         | 2,633                        | 8.49                  |                                       |                              |                       |
| <b>Total for Hoki</b>                            | 685                         | 4,137                        |                       |                                       |                              |                       |
| <b>John Dory</b>                                 |                             |                              |                       |                                       |                              |                       |
| <i>Finfish, Chilled Fillets</i>                  | 4                           | 230                          | 57.50                 |                                       |                              |                       |
| <b>Total for John Dory</b>                       | 4                           | 230                          |                       |                                       |                              |                       |
| <b>Kingfish, Yellowtail</b>                      |                             |                              |                       |                                       |                              |                       |
| <i>Finfish, Chilled Fillets</i>                  | 2                           | 99                           | 49.50                 |                                       |                              |                       |
| <b>Total for Kingfish, Yellowtail</b>            | 2                           | 99                           |                       |                                       |                              |                       |
| <b>Mackerel</b>                                  |                             |                              |                       |                                       |                              |                       |
| <i>Finfish, Processed Cans or Jars, Whole o</i>  | 4,230                       | 12,911                       | 3.05                  | 4,080                                 | 11,200                       | 2.75                  |
| <b>Total for Mackerel</b>                        | 4,230                       | 12,911                       |                       | 4,080                                 | 11,200                       |                       |

| <b>NETT</b>                                     | <b>Jan 2012 -- Dec 2012</b> |                              |                       | <b>Month-to-Date: December - 2012</b> |                              |                       |
|---|-----------------------------|------------------------------|-----------------------|---------------------------------------|------------------------------|-----------------------|
|   | <b>Weight<br/>(kg)</b>      | <b>FOB* Value<br/>(\$NZ)</b> | <b>Unit<br/>Value</b> | <b>Weight<br/>(kg)</b>                | <b>FOB* Value<br/>(\$NZ)</b> | <b>Unit<br/>Value</b> |
| <b>Tonga</b>                                    |                             |                              |                       |                                       |                              |                       |
| <b>Mackerel, Jack</b>                           |                             |                              |                       |                                       |                              |                       |
| <i>Finfish, Frozen Whole</i>                    | 600                         | 899                          | 1.50                  |                                       |                              |                       |
| <b>Total for Mackerel, Jack</b>                 | <b>600</b>                  | <b>899</b>                   |                       |                                       |                              |                       |
| <b>Mackerel, Other(exl Jack)</b>                |                             |                              |                       |                                       |                              |                       |
| <i>Finfish, Frozen Other form</i>               | 900                         | 2,810                        | 3.12                  |                                       |                              |                       |
| <b>Total for Mackerel, Other(exl Ja</b>         | <b>900</b>                  | <b>2,810</b>                 |                       |                                       |                              |                       |
| <b>Mussels</b>                                  |                             |                              |                       |                                       |                              |                       |
| <i>Mussels, HS Frozen</i>                       | 1,200                       | 5,486                        | 4.57                  |                                       |                              |                       |
| <i>Mussels, Meat Frozen</i>                     | 2,726                       | 25,851                       | 9.48                  |                                       |                              |                       |
| <i>Mussels, Whole Chilled</i>                   | 4                           | 104                          | 26.00                 |                                       |                              |                       |
| <i>Mussels, Whole Frozen</i>                    | 1,410                       | 7,929                        | 5.62                  |                                       |                              |                       |
| <b>Total for Mussels</b>                        | <b>5,340</b>                | <b>39,370</b>                |                       |                                       |                              |                       |
| <b>Octopus</b>                                  |                             |                              |                       |                                       |                              |                       |
| <i>Other Molluscs, Frozen Whole</i>             | 360                         | 2,590                        | 7.19                  |                                       |                              |                       |
| <i>Other Molluscs, Chilled</i>                  | 13                          | 206                          | 15.85                 |                                       |                              |                       |
| <b>Total for Octopus</b>                        | <b>373</b>                  | <b>2,796</b>                 |                       |                                       |                              |                       |
| <b>Other clams chilled</b>                      |                             |                              |                       |                                       |                              |                       |
| <i>Other Molluscs, Chilled</i>                  | 3                           | 55                           | 18.33                 |                                       |                              |                       |
| <b>Total for Other clams chilled</b>            | <b>3</b>                    | <b>55</b>                    |                       |                                       |                              |                       |
| <b>Other Crustacea</b>                          |                             |                              |                       |                                       |                              |                       |
| <i>Other Crustacea, Frozen</i>                  | 260                         | 1,907                        | 7.33                  |                                       |                              |                       |
| <b>Total for Other Crustacea</b>                | <b>260</b>                  | <b>1,907</b>                 |                       |                                       |                              |                       |
| <b>Other Flatfish</b>                           |                             |                              |                       |                                       |                              |                       |
| <i>Finfish, Frozen Whole</i>                    | 400                         | 1,334                        | 3.34                  |                                       |                              |                       |
| <b>Total for Other Flatfish</b>                 | <b>400</b>                  | <b>1,334</b>                 |                       |                                       |                              |                       |
| <b>Other frozen finfish</b>                     |                             |                              |                       |                                       |                              |                       |
| <i>Finfish, Frozen Whole</i>                    | 1,788                       | 6,653                        | 3.72                  |                                       |                              |                       |
| <b>Total for Other frozen finfish</b>           | <b>1,788</b>                | <b>6,653</b>                 |                       |                                       |                              |                       |
| <b>Other preparations</b>                       |                             |                              |                       |                                       |                              |                       |
| <i>Other, Processed Other</i>                   | 1,198                       | 10,127                       | 8.45                  |                                       |                              |                       |
| <b>Total for Other preparations</b>             | <b>1,198</b>                | <b>10,127</b>                |                       |                                       |                              |                       |
| <b>Rock Lobster</b>                             |                             |                              |                       |                                       |                              |                       |
| <i>Rock Lobster, Frozen Tails</i>               | 2                           | 214                          | 107.00                |                                       |                              |                       |
| <b>Total for Rock Lobster</b>                   | <b>2</b>                    | <b>214</b>                   |                       |                                       |                              |                       |
| <b>Salmon</b>                                   |                             |                              |                       |                                       |                              |                       |
| <i>Finfish, Chilled Fillets</i>                 | 42                          | 776                          | 18.48                 |                                       |                              |                       |
| <i>Finfish, Frozen Fillets</i>                  | 33                          | 1,029                        | 31.18                 |                                       |                              |                       |
| <i>Finfish, Processed Cans or Jars, Whole o</i> | 341                         | 3,570                        | 10.47                 | 30                                    | 322                          | 10.73                 |

| <b>NETT</b>                                     | <b>Jan 2012 -- Dec 2012</b> |                        |                                 | <b>Month-to-Date: December - 2012</b> |                        |                                 |
|---|-----------------------------|------------------------|---------------------------------|---------------------------------------|------------------------|---------------------------------|
|   | <b>Weight<br/>(kg)</b>      | <b>FOB*<br/>(\$NZ)</b> | <b>Value<br/>Unit<br/>Value</b> | <b>Weight<br/>(kg)</b>                | <b>FOB*<br/>(\$NZ)</b> | <b>Value<br/>Unit<br/>Value</b> |
| <b>Tonga</b>                                    |                             |                        |                                 |                                       |                        |                                 |
| <i>Finfish, Processed Packed</i>                | 29                          | 1,292                  | 44.55                           |                                       |                        |                                 |
| <i>Finfish, Processed Smoked</i>                | 3                           | 173                    | 57.67                           |                                       |                        |                                 |
| <b>Total for Salmon</b>                         | <b>448</b>                  | <b>6,840</b>           |                                 | <b>30</b>                             | <b>322</b>             |                                 |
| <b>Sardines</b>                                 |                             |                        |                                 |                                       |                        |                                 |
| <i>Finfish, Frozen Whole</i>                    | 1,100                       | 3,435                  | 3.12                            |                                       |                        |                                 |
| <i>Finfish, Processed Cans or Jars, Whole o</i> | 183                         | 3,341                  | 18.26                           | 27                                    | 373                    | 13.81                           |
| <b>Total for Sardines</b>                       | <b>1,283</b>                | <b>6,776</b>           |                                 | <b>27</b>                             | <b>373</b>             |                                 |
| <b>Scallops</b>                                 |                             |                        |                                 |                                       |                        |                                 |
| <i>Other Molluscs, Frozen</i>                   | 232                         | 23,053                 | 99.37                           |                                       |                        |                                 |
| <b>Total for Scallops</b>                       | <b>232</b>                  | <b>23,053</b>          |                                 |                                       |                        |                                 |
| <b>Shrimps &amp; Prawns cold-water</b>          |                             |                        |                                 |                                       |                        |                                 |
| <i>Other Crustacea, Frozen</i>                  | 43,452                      | 194,368                | 4.47                            |                                       |                        |                                 |
| <b>Total for Shrimps &amp; Prawns col</b>       | <b>43,452</b>               | <b>194,368</b>         |                                 |                                       |                        |                                 |
| <b>Shrimps &amp; Prawns other</b>               |                             |                        |                                 |                                       |                        |                                 |
| <i>Other Crustacea, Frozen Other form</i>       | 2                           | 78                     | 39.00                           |                                       |                        |                                 |
| <b>Total for Shrimps &amp; Prawns oth</b>       | <b>2</b>                    | <b>78</b>              |                                 |                                       |                        |                                 |
| <b>Snapper</b>                                  |                             |                        |                                 |                                       |                        |                                 |
| <i>Finfish, Chilled Fillets</i>                 | 9                           | 424                    | 47.11                           |                                       |                        |                                 |
| <b>Total for Snapper</b>                        | <b>9</b>                    | <b>424</b>             |                                 |                                       |                        |                                 |
| <b>Squid</b>                                    |                             |                        |                                 |                                       |                        |                                 |
| <i>Squid, Frozen HG</i>                         | 303                         | 1,218                  | 4.02                            |                                       |                        |                                 |
| <i>Squid, Frozen Other Form</i>                 | 11,400                      | 44,363                 | 3.89                            |                                       |                        |                                 |
| <i>Squid, Frozen Tubes/Steaks</i>               | 104                         | 1,019                  | 9.80                            |                                       |                        |                                 |
| <b>Total for Squid</b>                          | <b>11,807</b>               | <b>46,600</b>          |                                 |                                       |                        |                                 |
| <b>Tuna, Bigeye</b>                             |                             |                        |                                 |                                       |                        |                                 |
| <i>Finfish, Frozen Other form</i>               | 2                           | 92                     | 46.00                           |                                       |                        |                                 |
| <b>Total for Tuna, Bigeye</b>                   | <b>2</b>                    | <b>92</b>              |                                 |                                       |                        |                                 |
| <b>Tuna, Yellowfin</b>                          |                             |                        |                                 |                                       |                        |                                 |
| <i>Finfish, Chilled Other form</i>              | 2                           | 155                    | 77.50                           |                                       |                        |                                 |
| <b>Total for Tuna, Yellowfin</b>                | <b>2</b>                    | <b>155</b>             |                                 |                                       |                        |                                 |
| <b>Tunas &amp; Atlantic Bonito</b>              |                             |                        |                                 |                                       |                        |                                 |
| <i>Finfish, Processed Cans or Jars, Whole o</i> | 479                         | 2,553                  | 5.33                            | 70                                    | 631                    | 9.01                            |
| <b>Total for Tunas &amp; Atlantic Bonit</b>     | <b>479</b>                  | <b>2,553</b>           |                                 | <b>70</b>                             | <b>631</b>             |                                 |
| <b>Total for Tonga</b>                          | <b>109,071</b>              | <b>522,718</b>         |                                 | <b>11,207</b>                         | <b>36,526</b>          |                                 |

| <i>NETT</i>                     | <i>Jan 2012 -- Dec 2012</i> |                              |                       | <i>Month-to-Date: December - 2012</i> |                              |                       |
|---------------------------------|-----------------------------|------------------------------|-----------------------|---------------------------------------|------------------------------|-----------------------|
|                                 | <i>Weight<br/>(kg)</i>      | <i>FOB* Value<br/>(\$NZ)</i> | <i>Unit<br/>Value</i> | <i>Weight<br/>(kg)</i>                | <i>FOB* Value<br/>(\$NZ)</i> | <i>Unit<br/>Value</i> |
| <b>Tunisia</b>                  |                             |                              |                       |                                       |                              |                       |
| <b>Spiny Dogfish</b>            |                             |                              |                       |                                       |                              |                       |
| <i>Finfish, Frozen Whole</i>    | 4,290                       | 16,969                       | 3.96                  |                                       |                              |                       |
| <b>Total for Spiny Dogfish</b>  | <b>4,290</b>                | <b>16,969</b>                |                       |                                       |                              |                       |
| <b>Squid</b>                    |                             |                              |                       |                                       |                              |                       |
| <i>Squid, Frozen Whole</i>      | 38,074                      | 91,397                       | 2.40                  |                                       |                              |                       |
| <b>Total for Squid</b>          | <b>38,074</b>               | <b>91,397</b>                |                       |                                       |                              |                       |
| <b>Tuna, Skipjack</b>           |                             |                              |                       |                                       |                              |                       |
| <i>Finfish, Frozen Whole</i>    | 225,333                     | 486,839                      | 2.16                  |                                       |                              |                       |
| <b>Total for Tuna, Skipjack</b> | <b>225,333</b>              | <b>486,839</b>               |                       |                                       |                              |                       |
| <b>Total for Tunisia</b>        | <b>267,697</b>              | <b>595,205</b>               |                       |                                       |                              |                       |

| <i>NETT</i>                            | <i>Jan 2012 -- Dec 2012</i> |                        |                                 | <i>Month-to-Date: December - 2012</i> |                        |                                 |
|--|-----------------------------|------------------------|---------------------------------|---------------------------------------|------------------------|---------------------------------|
|  | <i>Weight<br/>(kg)</i>      | <i>FOB*<br/>(\$NZ)</i> | <i>Value<br/>Unit<br/>Value</i> | <i>Weight<br/>(kg)</i>                | <i>FOB*<br/>(\$NZ)</i> | <i>Value<br/>Unit<br/>Value</i> |
| <b>Turkey</b>                          |                             |                        |                                 |                                       |                        |                                 |
| <b>Other chilled finfish</b>           |                             |                        |                                 |                                       |                        |                                 |
| <i>Finfish, Chilled Whole</i>          | 190                         | 1,996                  | 10.51                           |                                       |                        |                                 |
| <b>Total for Other chilled finfish</b> | 190                         | 1,996                  |                                 |                                       |                        |                                 |
| <b>Total for Turkey</b>                | 190                         | 1,996                  |                                 |                                       |                        |                                 |



| <i>NETT</i>                                     | <i>Jan 2012 -- Dec 2012</i> |                              |                       | <i>Month-to-Date: December - 2012</i> |                              |                       |
|---|-----------------------------|------------------------------|-----------------------|---------------------------------------|------------------------------|-----------------------|
|   | <i>Weight<br/>(kg)</i>      | <i>FOB* Value<br/>(\$NZ)</i> | <i>Unit<br/>Value</i> | <i>Weight<br/>(kg)</i>                | <i>FOB* Value<br/>(\$NZ)</i> | <i>Unit<br/>Value</i> |
| <b>Tuvalu</b>                                   |                             |                              |                       |                                       |                              |                       |
| <b>Mackerel</b>                                 |                             |                              |                       |                                       |                              |                       |
| <i>Finfish, Processed Cans or Jars, Whole o</i> | 153                         | 683                          | 4.46                  |                                       |                              |                       |
| <b>Total for Mackerel</b>                       | 153                         | 683                          |                       |                                       |                              |                       |
| <b>Octopus</b>                                  |                             |                              |                       |                                       |                              |                       |
| <i>Other Molluscs, Frozen Whole</i>             | 200                         | 1,778                        | 8.89                  |                                       |                              |                       |
| <b>Total for Octopus</b>                        | 200                         | 1,778                        |                       |                                       |                              |                       |
| <b>Sardines</b>                                 |                             |                              |                       |                                       |                              |                       |
| <i>Finfish, Processed Cans or Jars, Whole o</i> | 15                          | 229                          | 15.27                 |                                       |                              |                       |
| <b>Total for Sardines</b>                       | 15                          | 229                          |                       |                                       |                              |                       |
| <b>Shrimps &amp; Prawns other</b>               |                             |                              |                       |                                       |                              |                       |
| <i>Other Crustacea, Frozen</i>                  | 440                         | 5,560                        | 12.64                 |                                       |                              |                       |
| <b>Total for Shrimps &amp; Prawns oth</b>       | 440                         | 5,560                        |                       |                                       |                              |                       |
| <b>Tunas &amp; Atlantic Bonito</b>              |                             |                              |                       |                                       |                              |                       |
| <i>Finfish, Processed Cans or Jars, Whole o</i> | 52                          | 331                          | 6.37                  | 26                                    | 170                          | 6.54                  |
| <b>Total for Tunas &amp; Atlantic Bonit</b>     | 52                          | 331                          |                       | 26                                    | 170                          |                       |
| <b>Total for Tuvalu</b>                         | 860                         | 8,581                        |                       | 26                                    | 170                          |                       |

| <b>NETT</b> | <b>Jan 2012 -- Dec 2012</b> |                              |                       | <b>Month-to-Date: December - 2012</b> |                              |                       |
|-------------|-----------------------------|------------------------------|-----------------------|---------------------------------------|------------------------------|-----------------------|
|             | <b>Weight<br/>(kg)</b>      | <b>FOB* Value<br/>(\$NZ)</b> | <b>Unit<br/>Value</b> | <b>Weight<br/>(kg)</b>                | <b>FOB* Value<br/>(\$NZ)</b> | <b>Unit<br/>Value</b> |

## Ukraine

### Antarctic Toothfish

|                                      |              |                |       |  |  |  |
|--------------------------------------|--------------|----------------|-------|--|--|--|
| <i>Finfish, Frozen Other form</i>    | 4,709        | 125,520        | 26.66 |  |  |  |
| <b>Total for Antarctic Toothfish</b> | <b>4,709</b> | <b>125,520</b> |       |  |  |  |

### Cod, Red

|   |                  |                  |      |  |  |  |
|---|------------------|------------------|------|--|--|--|
| <i>Finfish, Frozen Fillets</i>            | 39,700           | 110,999          | 2.80 |  |  |  |
| <i>Finfish, Frozen Headed and Guttled</i> | 1,039,552        | 3,047,316        | 2.93 |  |  |  |
| <i>Finfish, Frozen Other form</i>         | 268,190          | 795,666          | 2.97 |  |  |  |
| <b>Total for Cod, Red</b>                 | <b>1,347,442</b> | <b>3,953,981</b> |      |  |  |  |

### Eels

|   |               |                |       |  |  |  |
|---|---------------|----------------|-------|--|--|--|
| <i>Finfish, Frozen Headed and Guttled</i> | 28,256        | 482,013        | 17.06 |  |  |  |
| <b>Total for Eels</b>                     | <b>28,256</b> | <b>482,013</b> |       |  |  |  |

### Finfish, other fish meat

|   |               |               |      |  |  |  |
|---|---------------|---------------|------|--|--|--|
| <i>Finfish, Processed Other</i>           | 85,050        | 97,003        | 1.14 |  |  |  |
| <b>Total for Finfish, other fish meat</b> | <b>85,050</b> | <b>97,003</b> |      |  |  |  |

### Ghostshark

|                                   |              |               |      |  |  |  |
|-----------------------------------|--------------|---------------|------|--|--|--|
| <i>Finfish, Frozen Other form</i> | 7,338        | 22,864        | 3.12 |  |  |  |
| <b>Total for Ghostshark</b>       | <b>7,338</b> | <b>22,864</b> |      |  |  |  |

### Hoki

|   |               |                |      |               |               |      |
|---|---------------|----------------|------|---------------|---------------|------|
| <i>Finfish, Frozen Headed and Guttled</i> | 71,188        | 169,538        | 2.38 |               |               |      |
| <i>Finfish, Frozen Other form</i>         | 18,990        | 37,870         | 1.99 | 18,990        | 37,870        | 1.99 |
| <b>Total for Hoki</b>                     | <b>90,178</b> | <b>207,408</b> |      | <b>18,990</b> | <b>37,870</b> |      |

### Ling

|                                   |               |               |      |  |  |  |
|-----------------------------------|---------------|---------------|------|--|--|--|
| <i>Finfish, Frozen Other form</i> | 12,532        | 58,039        | 4.63 |  |  |  |
| <b>Total for Ling</b>             | <b>12,532</b> | <b>58,039</b> |      |  |  |  |

### Mackerel, Blue

|   |                |                  |      |               |               |      |
|---|----------------|------------------|------|---------------|---------------|------|
| <i>Finfish, Frozen Headed and Guttled</i> | 45,120         | 159,690          | 3.54 |               |               |      |
| <i>Finfish, Frozen Other form</i>         | 608,020        | 1,990,094        | 3.27 | 17,260        | 41,802        | 2.42 |
| <b>Total for Mackerel, Blue</b>           | <b>653,140</b> | <b>2,149,784</b> |      | <b>17,260</b> | <b>41,802</b> |      |

### Mackerel, Jack

|   |                  |                  |      |               |               |      |
|---|------------------|------------------|------|---------------|---------------|------|
| <i>Finfish, Frozen Headed and Guttled</i> | 641,076          | 1,747,037        | 2.73 | 19,000        | 41,714        | 2.20 |
| <i>Finfish, Frozen Other form</i>         | 841,432          | 2,099,562        | 2.50 | 19,020        | 41,718        | 2.19 |
| <b>Total for Mackerel, Jack</b>           | <b>1,482,508</b> | <b>3,846,599</b> |      | <b>38,020</b> | <b>83,432</b> |      |

### Mussels

|                             |               |               |      |  |  |  |
|-----------------------------|---------------|---------------|------|--|--|--|
| <i>Mussels, HS Frozen</i>   | 10,832        | 55,578        | 5.13 |  |  |  |
| <i>Mussels, Meat Frozen</i> | 6,160         | 22,891        | 3.72 |  |  |  |
| <b>Total for Mussels</b>    | <b>16,992</b> | <b>78,469</b> |      |  |  |  |

### Oreo Dory, Black

|   |        |        |      |  |  |  |
|---|--------|--------|------|--|--|--|
| <i>Finfish, Frozen Headed and Guttled</i> | 34,200 | 65,308 | 1.91 |  |  |  |
|---|--------|--------|------|--|--|--|

| <b>NETT</b>                               | <b>Jan 2012 -- Dec 2012</b> |                              |                       | <b>Month-to-Date: December - 2012</b> |                              |                       |
|---|-----------------------------|------------------------------|-----------------------|---------------------------------------|------------------------------|-----------------------|
|   | <b>Weight<br/>(kg)</b>      | <b>FOB* Value<br/>(\$NZ)</b> | <b>Unit<br/>Value</b> | <b>Weight<br/>(kg)</b>                | <b>FOB* Value<br/>(\$NZ)</b> | <b>Unit<br/>Value</b> |
| <b>Ukraine</b>                            |                             |                              |                       |                                       |                              |                       |
| <i>Finfish, Frozen Other form</i>         | 45,705                      | 85,699                       | 1.88                  |                                       |                              |                       |
| <b>Total for Oreo Dory, Black</b>         | <b>79,905</b>               | <b>151,007</b>               |                       |                                       |                              |                       |
| <b>Oreo Dory, Other</b>                   |                             |                              |                       |                                       |                              |                       |
| <i>Finfish, Frozen Headed and Guttled</i> | 61,710                      | 137,512                      | 2.23                  |                                       |                              |                       |
| <b>Total for Oreo Dory, Other</b>         | <b>61,710</b>               | <b>137,512</b>               |                       |                                       |                              |                       |
| <b>Other frozen finfish</b>               |                             |                              |                       |                                       |                              |                       |
| <i>Finfish, Frozen Other form</i>         | 171,060                     | 560,208                      | 3.27                  |                                       |                              |                       |
| <i>Finfish, Frozen Whole</i>              | 678,500                     | 1,466,329                    | 2.16                  |                                       |                              |                       |
| <b>Total for Other frozen finfish</b>     | <b>849,560</b>              | <b>2,026,537</b>             |                       |                                       |                              |                       |
| <b>Southern Blue Whiting</b>              |                             |                              |                       |                                       |                              |                       |
| <i>Finfish, Frozen Headed and Guttled</i> | 637,475                     | 1,079,336                    | 1.69                  | 99,900                                | 150,701                      | 1.51                  |
| <i>Finfish, Frozen Other form</i>         | 1,124,790                   | 1,892,126                    | 1.68                  | 177,219                               | 277,381                      | 1.57                  |
| <b>Total for Southern Blue Whiting</b>    | <b>1,762,265</b>            | <b>2,971,462</b>             |                       | <b>277,119</b>                        | <b>428,082</b>               |                       |
| <b>Squid</b>                              |                             |                              |                       |                                       |                              |                       |
| <i>Squid, Frozen Other Form</i>           | 43,933                      | 147,578                      | 3.36                  |                                       |                              |                       |
| <b>Total for Squid</b>                    | <b>43,933</b>               | <b>147,578</b>               |                       |                                       |                              |                       |
| <b>Warehou, Silver</b>                    |                             |                              |                       |                                       |                              |                       |
| <i>Finfish, Frozen Headed and Guttled</i> | 125,313                     | 590,688                      | 4.71                  |                                       |                              |                       |
| <i>Finfish, Frozen Other form</i>         | 59,886                      | 306,998                      | 5.13                  | 1,020                                 | 2,654                        | 2.60                  |
| <b>Total for Warehou, Silver</b>          | <b>185,199</b>              | <b>897,686</b>               |                       | <b>1,020</b>                          | <b>2,654</b>                 |                       |
| <b>Total for Ukraine</b>                  | <b>6,710,717</b>            | <b>17,353,462</b>            |                       | <b>352,409</b>                        | <b>593,840</b>               |                       |

| <b>NETT</b> | <b>Jan 2012 -- Dec 2012</b> |                              |                       | <b>Month-to-Date: December - 2012</b> |                              |                       |
|-------------|-----------------------------|------------------------------|-----------------------|---------------------------------------|------------------------------|-----------------------|
|             | <b>Weight<br/>(kg)</b>      | <b>FOB* Value<br/>(\$NZ)</b> | <b>Unit<br/>Value</b> | <b>Weight<br/>(kg)</b>                | <b>FOB* Value<br/>(\$NZ)</b> | <b>Unit<br/>Value</b> |

## United Arab Emirates

### Bluenose

|                               |            |              |       |  |  |  |
|-------------------------------|------------|--------------|-------|--|--|--|
| <i>Finfish, Chilled Whole</i> | 274        | 5,323        | 19.43 |  |  |  |
| <b>Total for Bluenose</b>     | <b>274</b> | <b>5,323</b> |       |  |  |  |

### Fish cakes

|                                 |            |              |      |  |  |  |
|---------------------------------|------------|--------------|------|--|--|--|
| <i>Finfish, Processed Other</i> | 504        | 2,244        | 4.45 |  |  |  |
| <b>Total for Fish cakes</b>     | <b>504</b> | <b>2,244</b> |      |  |  |  |

### Groper

|  |            |              |       |           |            |       |
|--|------------|--------------|-------|-----------|------------|-------|
| <i>Finfish, Chilled Headed and Guttred</i> | 13         | 198          | 15.23 |           |            |       |
| <i>Finfish, Chilled Other form</i>         | 12         | 319          | 26.58 |           |            |       |
| <i>Finfish, Chilled Whole</i>              | 434        | 7,636        | 17.59 | 70        | 807        | 11.53 |
| <b>Total for Groper</b>                    | <b>459</b> | <b>8,153</b> |       | <b>70</b> | <b>807</b> |       |

### Gurnard

|                               |            |              |       |           |            |       |
|-------------------------------|------------|--------------|-------|-----------|------------|-------|
| <i>Finfish, Chilled Whole</i> | 602        | 8,762        | 14.55 | 83        | 836        | 10.07 |
| <b>Total for Gurnard</b>      | <b>602</b> | <b>8,762</b> |       | <b>83</b> | <b>836</b> |       |

### Hoki

|   |                |                  |      |               |                |      |
|---|----------------|------------------|------|---------------|----------------|------|
| <i>Finfish, Frozen Fillet Blocks</i>      | 315            | 1,476            | 4.69 |               |                |      |
| <i>Finfish, Frozen Fillets</i>            | 310,846        | 1,688,434        | 5.43 | 55,080        | 286,831        | 5.21 |
| <i>Finfish, Frozen Headed and Guttred</i> | 55,080         | 303,333          | 5.51 |               |                |      |
| <b>Total for Hoki</b>                     | <b>366,241</b> | <b>1,993,243</b> |      | <b>55,080</b> | <b>286,831</b> |      |

### John Dory

|                                |              |                |       |              |               |       |
|--------------------------------|--------------|----------------|-------|--------------|---------------|-------|
| <i>Finfish, Chilled Whole</i>  | 8,280        | 153,638        | 18.56 | 1,309        | 21,899        | 16.73 |
| <i>Finfish, Frozen Fillets</i> | 90           | 1,710          | 19.00 |              |               |       |
| <b>Total for John Dory</b>     | <b>8,370</b> | <b>155,348</b> |       | <b>1,309</b> | <b>21,899</b> |       |

### Kingfish, Yellowtail

|                                       |            |              |       |  |  |  |
|---------------------------------------|------------|--------------|-------|--|--|--|
| <i>Finfish, Chilled Whole</i>         | 343        | 6,575        | 19.17 |  |  |  |
| <b>Total for Kingfish, Yellowtail</b> | <b>343</b> | <b>6,575</b> |       |  |  |  |

### Monkfish (Stargazer)

|   |            |              |      |  |  |  |
|---|------------|--------------|------|--|--|--|
| <i>Finfish, Frozen Headed and Guttred</i> | 500        | 2,954        | 5.91 |  |  |  |
| <b>Total for Monkfish (Stargazer)</b>     | <b>500</b> | <b>2,954</b> |      |  |  |  |

### Mussels

|                                   |                |                  |       |               |                |       |
|-----------------------------------|----------------|------------------|-------|---------------|----------------|-------|
| <i>Mussels, HS Frozen</i>         | 416,786        | 2,295,310        | 5.51  | 34,416        | 194,302        | 5.65  |
| <i>Mussels, Live</i>              | 190            | 3,110            | 16.37 |               |                |       |
| <i>Mussels, Meat Chilled/Frsh</i> | 1,463          | 14,222           | 9.72  |               |                |       |
| <i>Mussels, Meat Frozen</i>       | 192            | 1,212            | 6.31  |               |                |       |
| <i>Mussels, Smoked</i>            | 94             | 4,047            | 43.05 | 25            | 1,098          | 43.92 |
| <i>Mussels, Whole Frozen</i>      | 40,590         | 239,434          | 5.90  | 5,500         | 28,716         | 5.22  |
| <i>Mussels, Chilled</i>           | 750            | 2,385            | 3.18  | 750           | 2,385          | 3.18  |
| <b>Total for Mussels</b>          | <b>460,065</b> | <b>2,559,720</b> |       | <b>40,691</b> | <b>226,501</b> |       |

### Orange Roughy

| <b>NETT</b>                                     | <b>Jan 2012 -- Dec 2012</b> |                              |                       | <b>Month-to-Date: December - 2012</b> |                              |                       |
|---|-----------------------------|------------------------------|-----------------------|---------------------------------------|------------------------------|-----------------------|
|   | <b>Weight<br/>(kg)</b>      | <b>FOB* Value<br/>(\$NZ)</b> | <b>Unit<br/>Value</b> | <b>Weight<br/>(kg)</b>                | <b>FOB* Value<br/>(\$NZ)</b> | <b>Unit<br/>Value</b> |
| <b>United Arab Emirates</b>                     |                             |                              |                       |                                       |                              |                       |
| <i>Finfish, Frozen Fillets</i>                  | 1,000                       | 17,905                       | 17.91                 |                                       |                              |                       |
| <b>Total for Orange Roughy</b>                  | <b>1,000</b>                | <b>17,905</b>                |                       |                                       |                              |                       |
| <b>Other chilled finfish</b>                    |                             |                              |                       |                                       |                              |                       |
| <i>Finfish, Chilled Headed and Gutted</i>       | 269                         | 4,857                        | 18.06                 |                                       |                              |                       |
| <i>Finfish, Chilled Other form</i>              | 72                          | 1,246                        | 17.31                 |                                       |                              |                       |
| <i>Finfish, Chilled Whole</i>                   | 804                         | 12,068                       | 15.01                 | 159                                   | 1,929                        | 12.13                 |
| <b>Total for Other chilled finfish</b>          | <b>1,145</b>                | <b>18,171</b>                |                       | <b>159</b>                            | <b>1,929</b>                 |                       |
| <b>Other clams frozen</b>                       |                             |                              |                       |                                       |                              |                       |
| <i>Other Molluscs, Frozen</i>                   | 27,590                      | 244,046                      | 8.85                  | 3,060                                 | 25,786                       | 8.43                  |
| <b>Total for Other clams frozen</b>             | <b>27,590</b>               | <b>244,046</b>               |                       | <b>3,060</b>                          | <b>25,786</b>                |                       |
| <b>Other Flatfish</b>                           |                             |                              |                       |                                       |                              |                       |
| <i>Finfish, Frozen Fillets</i>                  | 408                         | 3,247                        | 7.96                  |                                       |                              |                       |
| <b>Total for Other Flatfish</b>                 | <b>408</b>                  | <b>3,247</b>                 |                       |                                       |                              |                       |
| <b>Other preparations</b>                       |                             |                              |                       |                                       |                              |                       |
| <i>Other, Processed Other</i>                   | 101                         | 692                          | 6.85                  |                                       |                              |                       |
| <b>Total for Other preparations</b>             | <b>101</b>                  | <b>692</b>                   |                       |                                       |                              |                       |
| <b>Oysters, Dredge</b>                          |                             |                              |                       |                                       |                              |                       |
| <i>Oysters, Chilled</i>                         | 1,035                       | 26,243                       | 25.36                 |                                       |                              |                       |
| <b>Total for Oysters, Dredge</b>                | <b>1,035</b>                | <b>26,243</b>                |                       |                                       |                              |                       |
| <b>Oysters, Pacific</b>                         |                             |                              |                       |                                       |                              |                       |
| <i>Oysters, Chilled</i>                         | 2,000                       | 37,380                       | 18.69                 |                                       |                              |                       |
| <i>Oysters, Smoked, Dried, Salted or in Bri</i> | 240                         | 3,454                        | 14.39                 |                                       |                              |                       |
| <b>Total for Oysters, Pacific</b>               | <b>2,240</b>                | <b>40,834</b>                |                       |                                       |                              |                       |
| <b>Oysters, Rock</b>                            |                             |                              |                       |                                       |                              |                       |
| <i>Oysters, Chilled</i>                         | 240                         | 3,392                        | 14.13                 |                                       |                              |                       |
| <b>Total for Oysters, Rock</b>                  | <b>240</b>                  | <b>3,392</b>                 |                       |                                       |                              |                       |
| <b>Paua</b>                                     |                             |                              |                       |                                       |                              |                       |
| <i>Other Molluscs, Live</i>                     | 50                          | 3,210                        | 64.20                 |                                       |                              |                       |
| <b>Total for Paua</b>                           | <b>50</b>                   | <b>3,210</b>                 |                       |                                       |                              |                       |
| <b>Rock Lobster</b>                             |                             |                              |                       |                                       |                              |                       |
| <i>Rock Lobster, Chilled Live</i>               | 142                         | 8,454                        | 59.54                 | 142                                   | 8,454                        | 59.54                 |
| <i>Rock Lobster, Frozen Whole</i>               | 302                         | 19,609                       | 64.93                 |                                       |                              |                       |
| <b>Total for Rock Lobster</b>                   | <b>444</b>                  | <b>28,063</b>                |                       | <b>142</b>                            | <b>8,454</b>                 |                       |
| <b>Salmon</b>                                   |                             |                              |                       |                                       |                              |                       |
| <i>Finfish, Processed Smoked</i>                | 1,347                       | 56,036                       | 41.60                 | 264                                   | 16,635                       | 63.01                 |
| <b>Total for Salmon</b>                         | <b>1,347</b>                | <b>56,036</b>                |                       | <b>264</b>                            | <b>16,635</b>                |                       |
| <b>Salmon, Pacific</b>                          |                             |                              |                       |                                       |                              |                       |
| <i>Finfish, Chilled Other form</i>              | 12                          | 196                          | 16.33                 |                                       |                              |                       |

| <b>NETT</b>                                | <b>Jan 2012 -- Dec 2012</b> |                              |                       | <b>Month-to-Date: December - 2012</b> |                              |                       |
|--|-----------------------------|------------------------------|-----------------------|---------------------------------------|------------------------------|-----------------------|
|  | <b>Weight<br/>(kg)</b>      | <b>FOB* Value<br/>(\$NZ)</b> | <b>Unit<br/>Value</b> | <b>Weight<br/>(kg)</b>                | <b>FOB* Value<br/>(\$NZ)</b> | <b>Unit<br/>Value</b> |
| <b>United Arab Emirates</b>                |                             |                              |                       |                                       |                              |                       |
| <i>Finfish, Chilled Whole</i>              | 11,311                      | 141,743                      | 12.53                 | 1,594                                 | 17,943                       | 11.26                 |
| <b>Total for Salmon, Pacific</b>           | <b>11,323</b>               | <b>141,939</b>               |                       | <b>1,594</b>                          | <b>17,943</b>                |                       |
| <b>Shrimps &amp; Prawns cold-water</b>     |                             |                              |                       |                                       |                              |                       |
| <i>Other Crustacea, Frozen</i>             | 6                           | 383                          | 63.83                 |                                       |                              |                       |
| <b>Total for Shrimps &amp; Prawns col</b>  | <b>6</b>                    | <b>383</b>                   |                       |                                       |                              |                       |
| <b>Shrimps &amp; Prawns other</b>          |                             |                              |                       |                                       |                              |                       |
| <i>Other Crustacea, Frozen</i>             | 5,230                       | 60,926                       | 11.65                 |                                       |                              |                       |
| <b>Total for Shrimps &amp; Prawns oth</b>  | <b>5,230</b>                | <b>60,926</b>                |                       |                                       |                              |                       |
| <b>Snapper</b>                             |                             |                              |                       |                                       |                              |                       |
| <i>Finfish, Chilled Whole</i>              | 2,013                       | 36,130                       | 17.95                 | 231                                   | 3,833                        | 16.59                 |
| <b>Total for Snapper</b>                   | <b>2,013</b>                | <b>36,130</b>                |                       | <b>231</b>                            | <b>3,833</b>                 |                       |
| <b>Swordfish</b>                           |                             |                              |                       |                                       |                              |                       |
| <i>Finfish, Chilled Headed and Guttled</i> | 113                         | 1,752                        | 15.50                 |                                       |                              |                       |
| <b>Total for Swordfish</b>                 | <b>113</b>                  | <b>1,752</b>                 |                       |                                       |                              |                       |
| <b>Tarakihi</b>                            |                             |                              |                       |                                       |                              |                       |
| <i>Finfish, Chilled Fillets</i>            | 23                          | 218                          | 9.48                  |                                       |                              |                       |
| <i>Finfish, Chilled Other form</i>         | 14                          | 271                          | 19.36                 |                                       |                              |                       |
| <i>Finfish, Chilled Whole</i>              | 185                         | 2,312                        | 12.50                 | 85                                    | 1,144                        | 13.46                 |
| <b>Total for Tarakihi</b>                  | <b>222</b>                  | <b>2,801</b>                 |                       | <b>85</b>                             | <b>1,144</b>                 |                       |
| <b>Trevally</b>                            |                             |                              |                       |                                       |                              |                       |
| <i>Finfish, Chilled Whole</i>              | 76                          | 1,117                        | 14.70                 | 22                                    | 197                          | 8.95                  |
| <b>Total for Trevally</b>                  | <b>76</b>                   | <b>1,117</b>                 |                       | <b>22</b>                             | <b>197</b>                   |                       |
| <b>Tuna, Bigeye</b>                        |                             |                              |                       |                                       |                              |                       |
| <i>Finfish, Chilled Whole</i>              | 32                          | 800                          | 25.00                 | 32                                    | 800                          | 25.00                 |
| <b>Total for Tuna, Bigeye</b>              | <b>32</b>                   | <b>800</b>                   |                       | <b>32</b>                             | <b>800</b>                   |                       |
| <b>Total for United Arab Emirates</b>      | <b>891,973</b>              | <b>5,430,009</b>             |                       | <b>102,822</b>                        | <b>613,595</b>               |                       |

| <b>NETT</b>                                    | <b>Jan 2012 -- Dec 2012</b> |                        |                       | <b>Month-to-Date: December - 2012</b> |                        |                       |
|--|-----------------------------|------------------------|-----------------------|---------------------------------------|------------------------|-----------------------|
|  | <b>Weight<br/>(kg)</b>      | <b>FOB*<br/>(\$NZ)</b> | <b>Value<br/>Unit</b> | <b>Weight<br/>(kg)</b>                | <b>FOB*<br/>(\$NZ)</b> | <b>Value<br/>Unit</b> |
| <b>United Kingdom</b>                          |                             |                        |                       |                                       |                        |                       |
| <b>Antarctic Toothfish</b>                     |                             |                        |                       |                                       |                        |                       |
| <i>Finfish, Frozen Other form</i>              | 683                         | 16,514                 | 24.18                 |                                       |                        |                       |
| <b>Total for Antarctic Toothfish</b>           | <b>683</b>                  | <b>16,514</b>          |                       |                                       |                        |                       |
| <b>Cockles</b>                                 |                             |                        |                       |                                       |                        |                       |
| <i>Other Molluscs, Chilled</i>                 | 20                          | 27                     | 1.35                  |                                       |                        |                       |
| <b>Total for Cockles</b>                       | <b>20</b>                   | <b>27</b>              |                       |                                       |                        |                       |
| <b>Cod</b>                                     |                             |                        |                       |                                       |                        |                       |
| <i>Finfish, Frozen Fillets</i>                 | 15,372                      | 224,970                | 14.64                 | 7,656                                 | 111,625                | 14.58                 |
| <b>Total for Cod</b>                           | <b>15,372</b>               | <b>224,970</b>         |                       | <b>7,656</b>                          | <b>111,625</b>         |                       |
| <b>Crustaceans</b>                             |                             |                        |                       |                                       |                        |                       |
| <i>Other Crustacea, Processed</i>              | 51,560                      | 786,565                | 15.26                 | 5,660                                 | 84,261                 | 14.89                 |
| <b>Total for Crustaceans</b>                   | <b>51,560</b>               | <b>786,565</b>         |                       | <b>5,660</b>                          | <b>84,261</b>          |                       |
| <b>Eels</b>                                    |                             |                        |                       |                                       |                        |                       |
| <i>Finfish, Frozen Whole</i>                   | 48,000                      | 524,341                | 10.92                 |                                       |                        |                       |
| <b>Total for Eels</b>                          | <b>48,000</b>               | <b>524,341</b>         |                       |                                       |                        |                       |
| <b>Fish Flours,meals,pellets</b>               |                             |                        |                       |                                       |                        |                       |
| <i>Finfish, Processed Flours,meals,pellets</i> | 2,000                       | 74,162                 | 37.08                 |                                       |                        |                       |
| <b>Total for Fish Flours,meals,pelle</b>       | <b>2,000</b>                | <b>74,162</b>          |                       |                                       |                        |                       |
| <b>Fish meal fit for human</b>                 |                             |                        |                       |                                       |                        |                       |
| <i>Finfish, Processed Other</i>                | 600                         | 18,369                 | 30.62                 |                                       |                        |                       |
| <b>Total for Fish meal fit for human</b>       | <b>600</b>                  | <b>18,369</b>          |                       |                                       |                        |                       |
| <b>Gurnard</b>                                 |                             |                        |                       |                                       |                        |                       |
| <i>Finfish, Chilled Whole</i>                  | 14                          | 122                    | 8.71                  |                                       |                        |                       |
| <b>Total for Gurnard</b>                       | <b>14</b>                   | <b>122</b>             |                       |                                       |                        |                       |
| <b>Hoki</b>                                    |                             |                        |                       |                                       |                        |                       |
| <i>Finfish, Frozen Fillet Blocks</i>           | 32,145                      | 116,011                | 3.61                  |                                       |                        |                       |
| <i>Finfish, Frozen Fillets</i>                 | 450,085                     | 2,185,683              | 4.86                  | 18,360                                | 86,242                 | 4.70                  |
| <b>Total for Hoki</b>                          | <b>482,230</b>              | <b>2,301,694</b>       |                       | <b>18,360</b>                         | <b>86,242</b>          |                       |
| <b>John Dory</b>                               |                             |                        |                       |                                       |                        |                       |
| <i>Finfish, Chilled Whole</i>                  | 21                          | 237                    | 11.29                 |                                       |                        |                       |
| <b>Total for John Dory</b>                     | <b>21</b>                   | <b>237</b>             |                       |                                       |                        |                       |
| <b>Kingfish, Yellowtail</b>                    |                             |                        |                       |                                       |                        |                       |
| <i>Finfish, Chilled Whole</i>                  | 102                         | 1,222                  | 11.98                 |                                       |                        |                       |
| <b>Total for Kingfish, Yellowtail</b>          | <b>102</b>                  | <b>1,222</b>           |                       |                                       |                        |                       |
| <b>Mackerel, Blue</b>                          |                             |                        |                       |                                       |                        |                       |
| <i>Finfish, Frozen Whole</i>                   | 5,900                       | 10,255                 | 1.74                  |                                       |                        |                       |
| <b>Total for Mackerel, Blue</b>                | <b>5,900</b>                | <b>10,255</b>          |                       |                                       |                        |                       |

| <b>NETT</b>                                     | <b>Jan 2012 -- Dec 2012</b> |                              |                       | <b>Month-to-Date: December - 2012</b> |                              |                       |
|---|-----------------------------|------------------------------|-----------------------|---------------------------------------|------------------------------|-----------------------|
|   | <b>Weight<br/>(kg)</b>      | <b>FOB* Value<br/>(\$NZ)</b> | <b>Unit<br/>Value</b> | <b>Weight<br/>(kg)</b>                | <b>FOB* Value<br/>(\$NZ)</b> | <b>Unit<br/>Value</b> |
| <b>United Kingdom</b>                           |                             |                              |                       |                                       |                              |                       |
| <b>Mackerel, Jack</b>                           |                             |                              |                       |                                       |                              |                       |
| <i>Finfish, Frozen Whole</i>                    | 67,420                      | 100,559                      | 1.49                  | 4,000                                 | 6,262                        | 1.57                  |
| <b>Total for Mackerel, Jack</b>                 | <b>67,420</b>               | <b>100,559</b>               |                       | <b>4,000</b>                          | <b>6,262</b>                 |                       |
| <b>Monkfish (Stargazer)</b>                     |                             |                              |                       |                                       |                              |                       |
| <i>Finfish, Frozen Fillets</i>                  | 74,150                      | 689,675                      | 9.30                  |                                       |                              |                       |
| <b>Total for Monkfish (Stargazer)</b>           | <b>74,150</b>               | <b>689,675</b>               |                       |                                       |                              |                       |
| <b>Mussels</b>                                  |                             |                              |                       |                                       |                              |                       |
| <i>Mussels, Freeze-dried pwd</i>                | 18,170                      | 847,599                      | 46.65                 |                                       |                              |                       |
| <i>Mussels, HS Frozen</i>                       | 806,625                     | 4,260,506                    | 5.28                  | 59,526                                | 316,689                      | 5.32                  |
| <i>Mussels, Meat Frozen</i>                     | 42,630                      | 254,203                      | 5.96                  | 1,540                                 | 9,596                        | 6.23                  |
| <i>Mussels, Chilled</i>                         | 8                           | 31                           | 3.88                  | 8                                     | 31                           | 3.88                  |
| <i>Mussels, Dried, Salted or in Brine</i>       | 21,600                      | 125,417                      | 5.81                  |                                       |                              |                       |
| <b>Total for Mussels</b>                        | <b>889,033</b>              | <b>5,487,756</b>             |                       | <b>61,074</b>                         | <b>326,316</b>               |                       |
| <b>Norway Lobster</b>                           |                             |                              |                       |                                       |                              |                       |
| <i>Other Crustacea, Frozen</i>                  | 1,340                       | 85,517                       | 63.82                 |                                       |                              |                       |
| <b>Total for Norway Lobster</b>                 | <b>1,340</b>                | <b>85,517</b>                |                       |                                       |                              |                       |
| <b>Other chilled finfish</b>                    |                             |                              |                       |                                       |                              |                       |
| <i>Finfish, Chilled Other form</i>              | 19                          | 223                          | 11.74                 |                                       |                              |                       |
| <i>Finfish, Chilled Whole</i>                   | 48                          | 409                          | 8.52                  |                                       |                              |                       |
| <b>Total for Other chilled finfish</b>          | <b>67</b>                   | <b>632</b>                   |                       |                                       |                              |                       |
| <b>Other clams frozen</b>                       |                             |                              |                       |                                       |                              |                       |
| <i>Other Molluscs, Frozen</i>                   | 486                         | 1,632                        | 3.36                  |                                       |                              |                       |
| <b>Total for Other clams frozen</b>             | <b>486</b>                  | <b>1,632</b>                 |                       |                                       |                              |                       |
| <b>Other Crustacea</b>                          |                             |                              |                       |                                       |                              |                       |
| <i>Other Crustacea, Frozen Other form</i>       | 610                         | 32,581                       | 53.41                 |                                       |                              |                       |
| <b>Total for Other Crustacea</b>                | <b>610</b>                  | <b>32,581</b>                |                       |                                       |                              |                       |
| <b>Other Molluscs</b>                           |                             |                              |                       |                                       |                              |                       |
| <i>Other Molluscs, Live</i>                     | 19,172                      | 72,298                       | 3.77                  | 1,314                                 | 5,183                        | 3.94                  |
| <i>Other Molluscs, Chilled</i>                  | 2,034                       | 7,466                        | 3.67                  |                                       |                              |                       |
| <i>Other Molluscs, Smoked, Dried, Salted</i>    | 950                         | 48,263                       | 50.80                 |                                       |                              |                       |
| <b>Total for Other Molluscs</b>                 | <b>22,156</b>               | <b>128,027</b>               |                       | <b>1,314</b>                          | <b>5,183</b>                 |                       |
| <b>Oysters, Pacific</b>                         |                             |                              |                       |                                       |                              |                       |
| <i>Oysters, Chilled</i>                         | 675                         | 4,050                        | 6.00                  |                                       |                              |                       |
| <i>Oysters, Smoked, Dried, Salted or in Bri</i> | 348                         | 19,369                       | 55.66                 | 348                                   | 19,369                       | 55.66                 |
| <b>Total for Oysters, Pacific</b>               | <b>1,023</b>                | <b>23,419</b>                |                       | <b>348</b>                            | <b>19,369</b>                |                       |
| <b>Paua</b>                                     |                             |                              |                       |                                       |                              |                       |
| <i>Other Molluscs, Processed Cans or Jars</i>   | 2,142                       | 170,161                      | 79.44                 |                                       |                              |                       |
| <b>Total for Paua</b>                           | <b>2,142</b>                | <b>170,161</b>               |                       |                                       |                              |                       |



| <b>NETT</b>                               | <b>Jan 2012 -- Dec 2012</b> |                              |                       | <b>Month-to-Date: December - 2012</b> |                              |                       |
|---|-----------------------------|------------------------------|-----------------------|---------------------------------------|------------------------------|-----------------------|
|   | <b>Weight<br/>(kg)</b>      | <b>FOB* Value<br/>(\$NZ)</b> | <b>Unit<br/>Value</b> | <b>Weight<br/>(kg)</b>                | <b>FOB* Value<br/>(\$NZ)</b> | <b>Unit<br/>Value</b> |
| <b>United Kingdom</b>                     |                             |                              |                       |                                       |                              |                       |
| <b>Rays &amp; Skates</b>                  |                             |                              |                       |                                       |                              |                       |
| <i>Finfish, Frozen Other form</i>         | 4,550                       | 18,716                       | 4.11                  |                                       |                              |                       |
| <b>Total for Rays &amp; Skates</b>        | <b>4,550</b>                | <b>18,716</b>                |                       |                                       |                              |                       |
| <b>Salmon</b>                             |                             |                              |                       |                                       |                              |                       |
| <i>Finfish, Frozen Fillets</i>            | 950                         | 22,297                       | 23.47                 | 509                                   | 11,001                       | 21.61                 |
| <i>Finfish, Processed Smoked</i>          | 31                          | 333                          | 10.74                 | 8                                     | 130                          | 16.25                 |
| <b>Total for Salmon</b>                   | <b>981</b>                  | <b>22,630</b>                |                       | <b>517</b>                            | <b>11,131</b>                |                       |
| <b>Salmon, Pacific</b>                    |                             |                              |                       |                                       |                              |                       |
| <i>Finfish, Chilled Whole</i>             | 315                         | 1,959                        | 6.22                  | 36                                    | 305                          | 8.47                  |
| <i>Finfish, Frozen Headed and Guttled</i> | 97                          | 129                          | 1.33                  |                                       |                              |                       |
| <i>Finfish, Frozen Whole</i>              | 800                         | 11,339                       | 14.17                 |                                       |                              |                       |
| <b>Total for Salmon, Pacific</b>          | <b>1,212</b>                | <b>13,427</b>                |                       | <b>36</b>                             | <b>305</b>                   |                       |
| <b>Snapper</b>                            |                             |                              |                       |                                       |                              |                       |
| <i>Finfish, Chilled Whole</i>             | 992                         | 11,787                       | 11.88                 |                                       |                              |                       |
| <i>Finfish, Frozen Whole</i>              | 23,420                      | 119,364                      | 5.10                  |                                       |                              |                       |
| <b>Total for Snapper</b>                  | <b>24,412</b>               | <b>131,151</b>               |                       |                                       |                              |                       |
| <b>Squid</b>                              |                             |                              |                       |                                       |                              |                       |
| <i>Squid, Frozen Tubes/Steaks</i>         | 82,566                      | 471,983                      | 5.72                  |                                       |                              |                       |
| <i>Squid, Frozen Whole</i>                | 18,665                      | 60,987                       | 3.27                  |                                       |                              |                       |
| <i>Squid, Frz Heads&amp;Tentacles</i>     | 2,312                       | 11,000                       | 4.76                  |                                       |                              |                       |
| <b>Total for Squid</b>                    | <b>103,543</b>              | <b>543,970</b>               |                       |                                       |                              |                       |
| <b>Tarakihi</b>                           |                             |                              |                       |                                       |                              |                       |
| <i>Finfish, Chilled Whole</i>             | 4                           | 34                           | 8.50                  |                                       |                              |                       |
| <b>Total for Tarakihi</b>                 | <b>4</b>                    | <b>34</b>                    |                       |                                       |                              |                       |
| <b>Trevally</b>                           |                             |                              |                       |                                       |                              |                       |
| <i>Finfish, Chilled Whole</i>             | 164                         | 1,488                        | 9.07                  |                                       |                              |                       |
| <i>Finfish, Frozen Whole</i>              | 385,340                     | 862,694                      | 2.24                  | 27,220                                | 64,455                       | 2.37                  |
| <b>Total for Trevally</b>                 | <b>385,504</b>              | <b>864,182</b>               |                       | <b>27,220</b>                         | <b>64,455</b>                |                       |
| <b>Total for United Kingdom</b>           | <b>2,185,135</b>            | <b>12,272,547</b>            |                       | <b>126,185</b>                        | <b>715,149</b>               |                       |

| <b>NETT</b> | <b>Jan 2012 -- Dec 2012</b> |                              |                       | <b>Month-to-Date: December - 2012</b> |                              |                       |
|-------------|-----------------------------|------------------------------|-----------------------|---------------------------------------|------------------------------|-----------------------|
|             | <b>Weight<br/>(kg)</b>      | <b>FOB* Value<br/>(\$NZ)</b> | <b>Unit<br/>Value</b> | <b>Weight<br/>(kg)</b>                | <b>FOB* Value<br/>(\$NZ)</b> | <b>Unit<br/>Value</b> |

## United States

### Antarctic Toothfish

|   |                |                   |       |              |               |       |
|---|----------------|-------------------|-------|--------------|---------------|-------|
| <i>Finfish, Frozen Fillets</i>            | 78,619         | 3,119,047         | 39.67 |              |               |       |
| <i>Finfish, Frozen Headed and Guttled</i> | 144,281        | 3,583,485         | 24.84 |              |               |       |
| <i>Finfish, Frozen Other form</i>         | 271,244        | 6,741,695         | 24.85 | 3,664        | 60,581        | 16.53 |
| <b>Total for Antarctic Toothfish</b>      | <b>494,144</b> | <b>13,444,227</b> |       | <b>3,664</b> | <b>60,581</b> |       |

### Bluenose

|  |               |                |       |               |                |       |
|--|---------------|----------------|-------|---------------|----------------|-------|
| <i>Finfish, Chilled Fillets</i>            | 5             | 109            | 21.80 |               |                |       |
| <i>Finfish, Chilled Headed and Guttled</i> | 25,066        | 322,493        | 12.87 | 6,361         | 78,824         | 12.39 |
| <i>Finfish, Chilled Other form</i>         | 9,354         | 114,397        | 12.23 |               |                |       |
| <i>Finfish, Chilled Whole</i>              | 41,388        | 543,502        | 13.13 | 7,902         | 103,320        | 13.08 |
| <i>Finfish, Frozen Headed and Guttled</i>  | 500           | 4,140          | 8.28  |               |                |       |
| <i>Finfish, Frozen Other form</i>          | 1,221         | 10,129         | 8.30  | 1,221         | 10,129         | 8.30  |
| <b>Total for Bluenose</b>                  | <b>77,534</b> | <b>994,770</b> |       | <b>15,484</b> | <b>192,273</b> |       |

### Carp

|                                 |           |           |      |  |  |  |
|---------------------------------|-----------|-----------|------|--|--|--|
| <i>Finfish, Chilled Fillets</i> | 10        | 15        | 1.50 |  |  |  |
| <b>Total for Carp</b>           | <b>10</b> | <b>15</b> |      |  |  |  |

### Cockles

|                                |               |                |      |            |              |      |
|--------------------------------|---------------|----------------|------|------------|--------------|------|
| <i>Other Molluscs, Chilled</i> | 49,674        | 208,739        | 4.20 | 472        | 1,647        | 3.49 |
| <b>Total for Cockles</b>       | <b>49,674</b> | <b>208,739</b> |      | <b>472</b> | <b>1,647</b> |      |

### Cod

|                                |           |            |       |  |  |  |
|--------------------------------|-----------|------------|-------|--|--|--|
| <i>Finfish, Frozen Fillets</i> | 10        | 208        | 20.80 |  |  |  |
| <b>Total for Cod</b>           | <b>10</b> | <b>208</b> |       |  |  |  |

### Cod, Blue

|                                 |          |          |  |  |  |  |
|---------------------------------|----------|----------|--|--|--|--|
| <i>Finfish, Chilled Fillets</i> | 0        | 8        |  |  |  |  |
| <b>Total for Cod, Blue</b>      | <b>0</b> | <b>8</b> |  |  |  |  |

### Cod, Red

|   |               |               |       |  |  |  |
|---|---------------|---------------|-------|--|--|--|
| <i>Finfish, Chilled Fillets</i>           | 120           | 1,206         | 10.05 |  |  |  |
| <i>Finfish, Frozen Fillets</i>            | 14,015        | 76,867        | 5.48  |  |  |  |
| <i>Finfish, Frozen Headed and Guttled</i> | 1,890         | 5,271         | 2.79  |  |  |  |
| <b>Total for Cod, Red</b>                 | <b>16,025</b> | <b>83,344</b> |       |  |  |  |

### Crustn, Molluscs extract

|  |               |                   |         |  |  |  |
|--|---------------|-------------------|---------|--|--|--|
| <i>Other Crustacea, Processed Extracts</i> | 10,189        | 12,737,334        | 1250.11 |  |  |  |
| <b>Total for Crustn, Molluscs extra</b>    | <b>10,189</b> | <b>12,737,334</b> |         |  |  |  |

### Eels

|                                    |              |               |        |              |               |       |
|------------------------------------|--------------|---------------|--------|--------------|---------------|-------|
| <i>Finfish, Chilled Other form</i> | 105          | 1,612         | 15.35  | 90           | 1,409         | 15.66 |
| <i>Finfish, Chilled Whole</i>      | 105          | 21,630        | 206.00 | 60           | 782           | 13.03 |
| <i>Finfish, Processed Smoked</i>   | 2,520        | 40,246        | 15.97  | 855          | 13,764        | 16.10 |
| <b>Total for Eels</b>              | <b>2,730</b> | <b>63,488</b> |        | <b>1,005</b> | <b>15,955</b> |       |

### Elephant Fish

| <b>NETT</b>                                    | <b>Jan 2012 -- Dec 2012</b> |                              |                       | <b>Month-to-Date: December - 2012</b> |                              |                       |
|--|-----------------------------|------------------------------|-----------------------|---------------------------------------|------------------------------|-----------------------|
|  | <b>Weight<br/>(kg)</b>      | <b>FOB* Value<br/>(\$NZ)</b> | <b>Unit<br/>Value</b> | <b>Weight<br/>(kg)</b>                | <b>FOB* Value<br/>(\$NZ)</b> | <b>Unit<br/>Value</b> |
| <b>United States</b>                           |                             |                              |                       |                                       |                              |                       |
| <i>Finfish, Chilled Fillets</i>                | 150                         | 1,941                        | 12.94                 |                                       |                              |                       |
| <b>Total for Elephant Fish</b>                 | <b>150</b>                  | <b>1,941</b>                 |                       |                                       |                              |                       |
| <b>Finfish, other fish meat</b>                |                             |                              |                       |                                       |                              |                       |
| <i>Finfish, Processed Other</i>                | 32,008                      | 50,372                       | 1.57                  |                                       |                              |                       |
| <b>Total for Finfish, other fish meat</b>      | <b>32,008</b>               | <b>50,372</b>                |                       |                                       |                              |                       |
| <b>Fish Flours,meals,pellets</b>               |                             |                              |                       |                                       |                              |                       |
| <i>Finfish, Processed Flours,meals,pellets</i> | 1,000                       | 64,844                       | 64.84                 | 500                                   | 32,456                       | 64.91                 |
| <b>Total for Fish Flours,meals,pelle</b>       | <b>1,000</b>                | <b>64,844</b>                |                       | <b>500</b>                            | <b>32,456</b>                |                       |
| <b>Fish meal fit for human</b>                 |                             |                              |                       |                                       |                              |                       |
| <i>Finfish, Processed Other</i>                | 56,345                      | 774,779                      | 13.75                 | 6,700                                 | 89,939                       | 13.42                 |
| <b>Total for Fish meal fit for human</b>       | <b>56,345</b>               | <b>774,779</b>               |                       | <b>6,700</b>                          | <b>89,939</b>                |                       |
| <b>Fish prod unfit for human</b>               |                             |                              |                       |                                       |                              |                       |
| <i>Finfish, Processed Other</i>                | 3,733                       | 7,935                        | 2.13                  |                                       |                              |                       |
| <b>Total for Fish prod unfit for hum</b>       | <b>3,733</b>                | <b>7,935</b>                 |                       |                                       |                              |                       |
| <b>Flounder</b>                                |                             |                              |                       |                                       |                              |                       |
| <i>Finfish, Chilled Other form</i>             | 651                         | 6,228                        | 9.57                  | 241                                   | 1,097                        | 4.55                  |
| <i>Finfish, Chilled Whole</i>                  | 5,834                       | 54,916                       | 9.41                  | 147                                   | 1,356                        | 9.22                  |
| <b>Total for Flounder</b>                      | <b>6,485</b>                | <b>61,144</b>                |                       | <b>388</b>                            | <b>2,453</b>                 |                       |
| <b>Groper</b>                                  |                             |                              |                       |                                       |                              |                       |
| <i>Finfish, Chilled Fillets</i>                | 3,240                       | 52,092                       | 16.08                 | 873                                   | 18,692                       | 21.41                 |
| <i>Finfish, Chilled Headed and Gutted</i>      | 30,636                      | 427,653                      | 13.96                 | 3,996                                 | 47,467                       | 11.88                 |
| <i>Finfish, Chilled Other form</i>             | 48,433                      | 1,519,609                    | 31.38                 | 901                                   | 12,850                       | 14.26                 |
| <i>Finfish, Chilled Whole</i>                  | 14,289                      | 179,661                      | 12.57                 | 2,789                                 | 36,179                       | 12.97                 |
| <b>Total for Groper</b>                        | <b>96,598</b>               | <b>2,179,015</b>             |                       | <b>8,559</b>                          | <b>115,188</b>               |                       |
| <b>Gurnard</b>                                 |                             |                              |                       |                                       |                              |                       |
| <i>Finfish, Chilled Fillets</i>                | 51                          | 590                          | 11.57                 |                                       |                              |                       |
| <i>Finfish, Chilled Headed and Gutted</i>      | 10                          | 179                          | 17.90                 |                                       |                              |                       |
| <i>Finfish, Chilled Whole</i>                  | 2,594                       | 27,705                       | 10.68                 | 27                                    | 371                          | 13.74                 |
| <b>Total for Gurnard</b>                       | <b>2,655</b>                | <b>28,474</b>                |                       | <b>27</b>                             | <b>371</b>                   |                       |
| <b>Hoki</b>                                    |                             |                              |                       |                                       |                              |                       |
| <i>Finfish, Frozen Fillets</i>                 | 834,881                     | 3,728,615                    | 4.47                  | 51,734                                | 235,620                      | 4.55                  |
| <b>Total for Hoki</b>                          | <b>834,881</b>              | <b>3,728,615</b>             |                       | <b>51,734</b>                         | <b>235,620</b>               |                       |
| <b>John Dory</b>                               |                             |                              |                       |                                       |                              |                       |
| <i>Finfish, Chilled Fillets</i>                | 4,960                       | 104,908                      | 21.15                 | 80                                    | 1,757                        | 21.96                 |
| <i>Finfish, Chilled Whole</i>                  | 59,829                      | 730,509                      | 12.21                 | 8,322                                 | 92,976                       | 11.17                 |
| <i>Finfish, Frozen Fillets</i>                 | 1,000                       | 15,716                       | 15.72                 |                                       |                              |                       |
| <b>Total for John Dory</b>                     | <b>65,789</b>               | <b>851,133</b>               |                       | <b>8,402</b>                          | <b>94,733</b>                |                       |
| <b>Kingfish, Yellowtail</b>                    |                             |                              |                       |                                       |                              |                       |
| <i>Finfish, Chilled Fillets</i>                | 4                           | 72                           | 18.00                 |                                       |                              |                       |

| <b>NETT</b>                               | <b>Jan 2012 -- Dec 2012</b> |                        |                       | <b>Month-to-Date: December - 2012</b> |                        |                       |
|---|-----------------------------|------------------------|-----------------------|---------------------------------------|------------------------|-----------------------|
|   | <b>Weight<br/>(kg)</b>      | <b>FOB*<br/>(\$NZ)</b> | <b>Value<br/>Unit</b> | <b>Weight<br/>(kg)</b>                | <b>FOB*<br/>(\$NZ)</b> | <b>Value<br/>Unit</b> |
| <b>United States</b>                      |                             |                        |                       |                                       |                        |                       |
| <i>Finfish, Chilled Whole</i>             | 1,098                       | 15,809                 | 14.40                 | 136                                   | 4,337                  | 31.89                 |
| <b>Total for Kingfish, Yellowtail</b>     | <b>1,102</b>                | <b>15,881</b>          |                       | <b>136</b>                            | <b>4,337</b>           |                       |
| <b>Ling</b>                               |                             |                        |                       |                                       |                        |                       |
| <i>Finfish, Chilled Fillets</i>           | 39,470                      | 597,073                | 15.13                 | 4,438                                 | 70,690                 | 15.93                 |
| <i>Finfish, Frozen Fillets</i>            | 2,962                       | 45,740                 | 15.44                 | 122                                   | 62                     | 0.51                  |
| <i>Finfish, Frozen Headed and Gutted</i>  | 33                          | 61                     | 1.85                  |                                       |                        |                       |
| <b>Total for Ling</b>                     | <b>42,465</b>               | <b>642,874</b>         |                       | <b>4,560</b>                          | <b>70,752</b>          |                       |
| <b>Livers and Roe</b>                     |                             |                        |                       |                                       |                        |                       |
| <i>Finfish, Chilled Whole</i>             | 8                           | 46                     | 5.75                  |                                       |                        |                       |
| <b>Total for Livers and Roe</b>           | <b>8</b>                    | <b>46</b>              |                       |                                       |                        |                       |
| <b>Mackerel, Blue</b>                     |                             |                        |                       |                                       |                        |                       |
| <i>Finfish, Frozen Whole</i>              | 16,450                      | 17,853                 | 1.09                  |                                       |                        |                       |
| <b>Total for Mackerel, Blue</b>           | <b>16,450</b>               | <b>17,853</b>          |                       |                                       |                        |                       |
| <b>Mackerel, Jack</b>                     |                             |                        |                       |                                       |                        |                       |
| <i>Finfish, Frozen Whole</i>              | 1,200                       | 2,114                  | 1.76                  |                                       |                        |                       |
| <b>Total for Mackerel, Jack</b>           | <b>1,200</b>                | <b>2,114</b>           |                       |                                       |                        |                       |
| <b>Moki</b>                               |                             |                        |                       |                                       |                        |                       |
| <i>Finfish, Chilled Fillets</i>           | 2,851                       | 41,842                 | 14.68                 |                                       |                        |                       |
| <i>Finfish, Chilled Other form</i>        | 205                         | 1,868                  | 9.11                  |                                       |                        |                       |
| <b>Total for Moki</b>                     | <b>3,056</b>                | <b>43,710</b>          |                       |                                       |                        |                       |
| <b>Monkfish (Stargazer)</b>               |                             |                        |                       |                                       |                        |                       |
| <i>Finfish, Frozen Fillets</i>            | 11,160                      | 117,511                | 10.53                 | 500                                   | 4,397                  | 8.79                  |
| <b>Total for Monkfish (Stargazer)</b>     | <b>11,160</b>               | <b>117,511</b>         |                       | <b>500</b>                            | <b>4,397</b>           |                       |
| <b>Mullet</b>                             |                             |                        |                       |                                       |                        |                       |
| <i>Finfish, Chilled Whole</i>             | 2,979                       | 24,936                 | 8.37                  |                                       |                        |                       |
| <b>Total for Mullet</b>                   | <b>2,979</b>                | <b>24,936</b>          |                       |                                       |                        |                       |
| <b>Mussels</b>                            |                             |                        |                       |                                       |                        |                       |
| <i>Mussels, Freeze-dried pwd</i>          | 34,322                      | 1,453,367              | 42.35                 | 1,632                                 | 131,883                | 80.81                 |
| <i>Mussels, HS Frozen</i>                 | 9,853,423                   | 50,479,326             | 5.12                  | 817,386                               | 4,092,634              | 5.01                  |
| <i>Mussels, Live</i>                      | 117,692                     | 346,740                | 2.95                  | 1,514                                 | 5,398                  | 3.57                  |
| <i>Mussels, Meat Frozen</i>               | 428,764                     | 1,883,724              | 4.39                  | 65,040                                | 306,184                | 4.71                  |
| <i>Mussels, Powder in capsule</i>         | 1,683                       | 283,696                | 168.57                |                                       |                        |                       |
| <i>Mussels, Smoked</i>                    | 5,290                       | 77,708                 | 14.69                 |                                       |                        |                       |
| <i>Mussels, Whole Chilled</i>             | 36,649                      | 98,200                 | 2.68                  | 13,535                                | 37,764                 | 2.79                  |
| <i>Mussels, Whole Frozen</i>              | 82,989                      | 335,732                | 4.05                  |                                       |                        |                       |
| <i>Mussels, Dried, Salted or in Brine</i> | 420                         | 21,900                 | 52.14                 |                                       |                        |                       |
| <i>Mussels, Processed</i>                 | 68,040                      | 287,661                | 4.23                  |                                       |                        |                       |
| <i>Mussels, Processed Packed</i>          | 1,018                       | 3,973                  | 3.90                  |                                       |                        |                       |
| <b>Total for Mussels</b>                  | <b>10,630,290</b>           | <b>55,272,027</b>      |                       | <b>899,107</b>                        | <b>4,573,863</b>       |                       |
| <b>Nile Perch</b>                         |                             |                        |                       |                                       |                        |                       |

| <b>NETT</b>                                    | <b>Jan 2012 -- Dec 2012</b> |                              |                       | <b>Month-to-Date: December - 2012</b> |                              |                       |
|--|-----------------------------|------------------------------|-----------------------|---------------------------------------|------------------------------|-----------------------|
|  | <b>Weight<br/>(kg)</b>      | <b>FOB* Value<br/>(\$NZ)</b> | <b>Unit<br/>Value</b> | <b>Weight<br/>(kg)</b>                | <b>FOB* Value<br/>(\$NZ)</b> | <b>Unit<br/>Value</b> |
| <b>United States</b>                           |                             |                              |                       |                                       |                              |                       |
| <i>Finfish, Chilled Other form</i>             | 1,064                       | 11,447                       | 10.76                 |                                       |                              |                       |
| <b>Total for Nile Perch</b>                    | <b>1,064</b>                | <b>11,447</b>                |                       |                                       |                              |                       |
| <b>Norway Lobster</b>                          |                             |                              |                       |                                       |                              |                       |
| <i>Other Crustacea, Frozen</i>                 | 84                          | 860                          | 10.24                 |                                       |                              |                       |
| <b>Total for Norway Lobster</b>                | <b>84</b>                   | <b>860</b>                   |                       |                                       |                              |                       |
| <b>Orange Roughy</b>                           |                             |                              |                       |                                       |                              |                       |
| <i>Finfish, Chilled Fillets</i>                | 7,917                       | 126,095                      | 15.93                 |                                       |                              |                       |
| <i>Finfish, Chilled Other form</i>             | 4,110                       | 65,604                       | 15.96                 | 2,030                                 | 32,619                       | 16.07                 |
| <i>Finfish, Frozen Fillets</i>                 | 1,286,920                   | 17,992,596                   | 13.98                 | 139,152                               | 1,769,196                    | 12.71                 |
| <b>Total for Orange Roughy</b>                 | <b>1,298,947</b>            | <b>18,184,295</b>            |                       | <b>141,182</b>                        | <b>1,801,815</b>             |                       |
| <b>Oreo Dory, Black</b>                        |                             |                              |                       |                                       |                              |                       |
| <i>Finfish, Frozen Fillets</i>                 | 10                          | 74                           | 7.40                  |                                       |                              |                       |
| <b>Total for Oreo Dory, Black</b>              | <b>10</b>                   | <b>74</b>                    |                       |                                       |                              |                       |
| <b>Oreo Dory, Smooth</b>                       |                             |                              |                       |                                       |                              |                       |
| <i>Finfish, Frozen Fillets</i>                 | 32,826                      | 194,316                      | 5.92                  |                                       |                              |                       |
| <b>Total for Oreo Dory, Smooth</b>             | <b>32,826</b>               | <b>194,316</b>               |                       |                                       |                              |                       |
| <b>Other</b>                                   |                             |                              |                       |                                       |                              |                       |
| <i>Finfish, Chilled Headed and Guttled</i>     | 722                         | 5,262                        | 7.29                  |                                       |                              |                       |
| <b>Total for Other</b>                         | <b>722</b>                  | <b>5,262</b>                 |                       |                                       |                              |                       |
| <b>Other chilled fillets</b>                   |                             |                              |                       |                                       |                              |                       |
| <i>Finfish, Chilled Fillets</i>                | 16,853                      | 168,704                      | 10.01                 | 2,319                                 | 15,340                       | 6.61                  |
| <b>Total for Other chilled fillets</b>         | <b>16,853</b>               | <b>168,704</b>               |                       | <b>2,319</b>                          | <b>15,340</b>                |                       |
| <b>Other chilled finfish</b>                   |                             |                              |                       |                                       |                              |                       |
| <i>Finfish, Chilled Headed and Guttled</i>     | 6,886                       | 63,478                       | 9.22                  | 453                                   | 2,873                        | 6.34                  |
| <i>Finfish, Chilled Other form</i>             | 15,721                      | 314,316                      | 19.99                 |                                       |                              |                       |
| <i>Finfish, Chilled Whole</i>                  | 20,558                      | 167,147                      | 8.13                  | 321                                   | 2,689                        | 8.38                  |
| <b>Total for Other chilled finfish</b>         | <b>43,165</b>               | <b>544,941</b>               |                       | <b>774</b>                            | <b>5,562</b>                 |                       |
| <b>Other clams chilled</b>                     |                             |                              |                       |                                       |                              |                       |
| <i>Other Molluscs, Chilled</i>                 | 2,780                       | 10,550                       | 3.79                  | 544                                   | 1,871                        | 3.44                  |
| <b>Total for Other clams chilled</b>           | <b>2,780</b>                | <b>10,550</b>                |                       | <b>544</b>                            | <b>1,871</b>                 |                       |
| <b>Other clams frozen</b>                      |                             |                              |                       |                                       |                              |                       |
| <i>Other Molluscs, Frozen</i>                  | 23,170                      | 89,934                       | 3.88                  | 9,670                                 | 41,482                       | 4.29                  |
| <b>Total for Other clams frozen</b>            | <b>23,170</b>               | <b>89,934</b>                |                       | <b>9,670</b>                          | <b>41,482</b>                |                       |
| <b>Other Fish Packed</b>                       |                             |                              |                       |                                       |                              |                       |
| <i>Other, Processed Cans or Jars, Whole or</i> | 120                         | 659                          | 5.49                  |                                       |                              |                       |
| <b>Total for Other Fish Packed</b>             | <b>120</b>                  | <b>659</b>                   |                       |                                       |                              |                       |
| <b>Other Flatfish</b>                          |                             |                              |                       |                                       |                              |                       |
| <i>Finfish, Chilled Whole</i>                  | 2                           | 7                            | 3.50                  |                                       |                              |                       |

| <b>NETT</b>                                     | <b>Jan 2012 -- Dec 2012</b> |                        |                                 | <b>Month-to-Date: December - 2012</b> |                        |                                 |
|---|-----------------------------|------------------------|---------------------------------|---------------------------------------|------------------------|---------------------------------|
|   | <b>Weight<br/>(kg)</b>      | <b>FOB*<br/>(\$NZ)</b> | <b>Value<br/>Unit<br/>Value</b> | <b>Weight<br/>(kg)</b>                | <b>FOB*<br/>(\$NZ)</b> | <b>Value<br/>Unit<br/>Value</b> |
| <b>United States</b>                            |                             |                        |                                 |                                       |                        |                                 |
| <i>Finfish, Frozen Whole</i>                    | 340                         | 2,828                  | 8.32                            | 140                                   | 1,158                  | 8.27                            |
| <b>Total for Other Flatfish</b>                 | <b>342</b>                  | <b>2,835</b>           |                                 | <b>140</b>                            | <b>1,158</b>           |                                 |
| <b>Other frozen fillets</b>                     |                             |                        |                                 |                                       |                        |                                 |
| <i>Finfish, Frozen Fillets</i>                  | 12                          | 48                     | 4.00                            |                                       |                        |                                 |
| <b>Total for Other frozen fillets</b>           | <b>12</b>                   | <b>48</b>              |                                 |                                       |                        |                                 |
| <b>Other Molluscs</b>                           |                             |                        |                                 |                                       |                        |                                 |
| <i>Other Molluscs, Live</i>                     | 566,391                     | 2,414,574              | 4.26                            | 55,978                                | 194,424                | 3.47                            |
| <i>Other Molluscs, Smoked, Dried, Salted</i>    | 1,125                       | 108,029                | 96.03                           |                                       |                        |                                 |
| <i>Other Molluscs, Processed Packed</i>         | 1,364                       | 13,194                 | 9.67                            |                                       |                        |                                 |
| <b>Total for Other Molluscs</b>                 | <b>568,880</b>              | <b>2,535,797</b>       |                                 | <b>55,978</b>                         | <b>194,424</b>         |                                 |
| <b>Other preparations</b>                       |                             |                        |                                 |                                       |                        |                                 |
| <i>Other, Processed Other</i>                   | 572,855                     | 3,174,176              | 5.54                            | 25,242                                | 150,128                | 5.95                            |
| <b>Total for Other preparations</b>             | <b>572,855</b>              | <b>3,174,176</b>       |                                 | <b>25,242</b>                         | <b>150,128</b>         |                                 |
| <b>Oysters, Pacific</b>                         |                             |                        |                                 |                                       |                        |                                 |
| <i>Oysters, Live</i>                            | 25,973                      | 192,618                | 7.42                            |                                       |                        |                                 |
| <i>Oysters, Chilled</i>                         | 1,774                       | 18,049                 | 10.17                           |                                       |                        |                                 |
| <i>Oysters, Frozen</i>                          | 7,292                       | 72,378                 | 9.93                            |                                       |                        |                                 |
| <i>Oysters, Smoked, Dried, Salted or in Bri</i> | 550                         | 55,126                 | 100.23                          | 550                                   | 55,126                 | 100.23                          |
| <b>Total for Oysters, Pacific</b>               | <b>35,589</b>               | <b>338,171</b>         |                                 | <b>550</b>                            | <b>55,126</b>          |                                 |
| <b>Patagonian Toothfish</b>                     |                             |                        |                                 |                                       |                        |                                 |
| <i>Finfish, Frozen Fillets</i>                  | 27,578                      | 926,705                | 33.60                           |                                       |                        |                                 |
| <i>Finfish, Frozen Other form</i>               | 276,865                     | 6,553,549              | 23.67                           | 93,349                                | 1,975,832              | 21.17                           |
| <b>Total for Patagonian Toothfish</b>           | <b>304,443</b>              | <b>7,480,254</b>       |                                 | <b>93,349</b>                         | <b>1,975,832</b>       |                                 |
| <b>Paua</b>                                     |                             |                        |                                 |                                       |                        |                                 |
| <i>Other Molluscs, Frozen</i>                   | 600                         | 18,821                 | 31.37                           |                                       |                        |                                 |
| <i>Other Molluscs, Processed Cans or Jars</i>   | 9,078                       | 676,852                | 74.56                           | 1,122                                 | 89,201                 | 79.50                           |
| <b>Total for Paua</b>                           | <b>9,678</b>                | <b>695,673</b>         |                                 | <b>1,122</b>                          | <b>89,201</b>          |                                 |
| <b>Rays &amp; Skates</b>                        |                             |                        |                                 |                                       |                        |                                 |
| <i>Finfish, Chilled Whole</i>                   | 2,222                       | 25,044                 | 11.27                           |                                       |                        |                                 |
| <b>Total for Rays &amp; Skates</b>              | <b>2,222</b>                | <b>25,044</b>          |                                 |                                       |                        |                                 |
| <b>Rock Lobster</b>                             |                             |                        |                                 |                                       |                        |                                 |
| <i>Rock Lobster, Chilled Live</i>               | 4,372                       | 286,395                | 65.51                           | 618                                   | 40,844                 | 66.09                           |
| <i>Rock Lobster, Frozen Other form</i>          | 9                           | 714                    | 79.33                           |                                       |                        |                                 |
| <i>Rock Lobster, Frozen Tails</i>               | 9,261                       | 564,669                | 60.97                           | 953                                   | 75,842                 | 79.58                           |
| <i>Rock Lobster, Frozen Whole</i>               | 468                         | 19,832                 | 42.38                           |                                       |                        |                                 |
| <b>Total for Rock Lobster</b>                   | <b>14,110</b>               | <b>871,610</b>         |                                 | <b>1,571</b>                          | <b>116,686</b>         |                                 |
| <b>Salmon</b>                                   |                             |                        |                                 |                                       |                        |                                 |
| <i>Finfish, Chilled Fillets</i>                 | 16,393                      | 188,673                | 11.51                           |                                       |                        |                                 |
| <i>Finfish, Frozen Fillets</i>                  | 158,774                     | 2,278,835              | 14.35                           | 18,779                                | 251,701                | 13.40                           |
| <i>Finfish, Processed Cans or Jars, Whole o</i> | 6                           | 6                      | 1.00                            |                                       |                        |                                 |

| <b>NETT</b>                                | <b>Jan 2012 -- Dec 2012</b> |                              |                       | <b>Month-to-Date: December - 2012</b> |                              |                       |
|--|-----------------------------|------------------------------|-----------------------|---------------------------------------|------------------------------|-----------------------|
|  | <b>Weight<br/>(kg)</b>      | <b>FOB* Value<br/>(\$NZ)</b> | <b>Unit<br/>Value</b> | <b>Weight<br/>(kg)</b>                | <b>FOB* Value<br/>(\$NZ)</b> | <b>Unit<br/>Value</b> |
| <b>United States</b>                       |                             |                              |                       |                                       |                              |                       |
| <i>Finfish, Processed Smoked</i>           | 2,852                       | 75,127                       | 26.34                 | 197                                   | 5,234                        | 26.57                 |
| <b>Total for Salmon</b>                    | <b>178,025</b>              | <b>2,542,641</b>             |                       | <b>18,976</b>                         | <b>256,935</b>               |                       |
| <b>Salmon, Pacific</b>                     |                             |                              |                       |                                       |                              |                       |
| <i>Finfish, Chilled Headed and Guttled</i> | 5,034                       | 64,764                       | 12.87                 |                                       |                              |                       |
| <i>Finfish, Chilled Other form</i>         | 38,847                      | 423,082                      | 10.89                 | 6,881                                 | 82,223                       | 11.95                 |
| <i>Finfish, Chilled Whole</i>              | 642,779                     | 7,254,158                    | 11.29                 | 76,615                                | 823,426                      | 10.75                 |
| <i>Finfish, Frozen Other form</i>          | 300                         | 6,966                        | 23.22                 |                                       |                              |                       |
| <b>Total for Salmon, Pacific</b>           | <b>686,960</b>              | <b>7,748,970</b>             |                       | <b>83,496</b>                         | <b>905,649</b>               |                       |
| <b>Salmonidae</b>                          |                             |                              |                       |                                       |                              |                       |
| <i>Finfish, Chilled Other form</i>         | 121                         | 1,921                        | 15.88                 |                                       |                              |                       |
| <b>Total for Salmonidae</b>                | <b>121</b>                  | <b>1,921</b>                 |                       |                                       |                              |                       |
| <b>Scallops</b>                            |                             |                              |                       |                                       |                              |                       |
| <i>Other Molluscs, Chilled</i>             | 10                          | 29                           | 2.90                  |                                       |                              |                       |
| <b>Total for Scallops</b>                  | <b>10</b>                   | <b>29</b>                    |                       |                                       |                              |                       |
| <b>Sea Bass</b>                            |                             |                              |                       |                                       |                              |                       |
| <i>Finfish, Chilled Headed and Guttled</i> | 2,176                       | 53,777                       | 24.71                 | 280                                   | 3,827                        | 13.67                 |
| <b>Total for Sea Bass</b>                  | <b>2,176</b>                | <b>53,777</b>                |                       | <b>280</b>                            | <b>3,827</b>                 |                       |
| <b>Shrimps &amp; Prawns cold-water</b>     |                             |                              |                       |                                       |                              |                       |
| <i>Other Crustacea, Frozen</i>             | 54,702                      | 1,817,979                    | 33.23                 | 10,200                                | 336,820                      | 33.02                 |
| <b>Total for Shrimps &amp; Prawns col</b>  | <b>54,702</b>               | <b>1,817,979</b>             |                       | <b>10,200</b>                         | <b>336,820</b>               |                       |
| <b>Shrimps &amp; Prawns other</b>          |                             |                              |                       |                                       |                              |                       |
| <i>Other Crustacea, Frozen</i>             | 1,320                       | 48,892                       | 37.04                 |                                       |                              |                       |
| <b>Total for Shrimps &amp; Prawns oth</b>  | <b>1,320</b>                | <b>48,892</b>                |                       |                                       |                              |                       |
| <b>Snapper</b>                             |                             |                              |                       |                                       |                              |                       |
| <i>Finfish, Chilled Fillets</i>            | 2,286                       | 25,752                       | 11.27                 |                                       |                              |                       |
| <i>Finfish, Chilled Other form</i>         | 362                         | 4,148                        | 11.46                 |                                       |                              |                       |
| <i>Finfish, Chilled Whole</i>              | 478,989                     | 4,796,298                    | 10.01                 | 45,896                                | 430,444                      | 9.38                  |
| <i>Finfish, Frozen Whole</i>               | 23,350                      | 146,547                      | 6.28                  |                                       |                              |                       |
| <b>Total for Snapper</b>                   | <b>504,987</b>              | <b>4,972,745</b>             |                       | <b>45,896</b>                         | <b>430,444</b>               |                       |
| <b>Sole, Lemon</b>                         |                             |                              |                       |                                       |                              |                       |
| <i>Finfish, Frozen Other form</i>          | 1,120                       | 6,985                        | 6.24                  |                                       |                              |                       |
| <b>Total for Sole, Lemon</b>               | <b>1,120</b>                | <b>6,985</b>                 |                       |                                       |                              |                       |
| <b>Sole, New Zealand</b>                   |                             |                              |                       |                                       |                              |                       |
| <i>Finfish, Frozen Whole</i>               | 50                          | 256                          | 5.12                  |                                       |                              |                       |
| <b>Total for Sole, New Zealand</b>         | <b>50</b>                   | <b>256</b>                   |                       |                                       |                              |                       |
| <b>Squid</b>                               |                             |                              |                       |                                       |                              |                       |
| <i>Squid, Frozen HG</i>                    | 1,000                       | 4,046                        | 4.05                  |                                       |                              |                       |
| <i>Squid, Frozen Other Form</i>            | 18,648                      | 124,071                      | 6.65                  | 4,005                                 | 25,419                       | 6.35                  |
| <i>Squid, Frozen Tubes/Steaks</i>          | 349,382                     | 2,551,503                    | 7.30                  | 51,475                                | 415,918                      | 8.08                  |

| <b>NETT</b>                                | <b>Jan 2012 -- Dec 2012</b> |                              |                       | <b>Month-to-Date: December - 2012</b> |                              |                       |
|--|-----------------------------|------------------------------|-----------------------|---------------------------------------|------------------------------|-----------------------|
|  | <b>Weight<br/>(kg)</b>      | <b>FOB* Value<br/>(\$NZ)</b> | <b>Unit<br/>Value</b> | <b>Weight<br/>(kg)</b>                | <b>FOB* Value<br/>(\$NZ)</b> | <b>Unit<br/>Value</b> |
| <b>United States</b>                       |                             |                              |                       |                                       |                              |                       |
| <i>Squid, Frozen Whole</i>                 | 527,260                     | 1,942,028                    | 3.68                  | 17,770                                | 57,837                       | 3.25                  |
| <i>Squid, Frz Heads&amp;Tentacles</i>      | 25,345                      | 116,593                      | 4.60                  |                                       |                              |                       |
| <i>Squid, Dried, Salted or in Brine</i>    | 36,960                      | 72,346                       | 1.96                  |                                       |                              |                       |
| <b>Total for Squid</b>                     | <b>958,595</b>              | <b>4,810,587</b>             |                       | <b>73,250</b>                         | <b>499,174</b>               |                       |
| <b>Swordfish</b>                           |                             |                              |                       |                                       |                              |                       |
| <i>Finfish, Chilled Fillets</i>            | 22                          | 183                          | 8.32                  |                                       |                              |                       |
| <i>Finfish, Chilled Headed and Guttred</i> | 132,607                     | 1,449,992                    | 10.93                 | 5,336                                 | 54,279                       | 10.17                 |
| <i>Finfish, Chilled Whole</i>              | 30,475                      | 286,751                      | 9.41                  |                                       |                              |                       |
| <b>Total for Swordfish</b>                 | <b>163,104</b>              | <b>1,736,926</b>             |                       | <b>5,336</b>                          | <b>54,279</b>                |                       |
| <b>Tarakihi</b>                            |                             |                              |                       |                                       |                              |                       |
| <i>Finfish, Chilled Fillets</i>            | 323                         | 5,213                        | 16.14                 |                                       |                              |                       |
| <i>Finfish, Chilled Headed and Guttred</i> | 130                         | 979                          | 7.53                  |                                       |                              |                       |
| <i>Finfish, Chilled Whole</i>              | 200                         | 2,113                        | 10.57                 | 1                                     | 16                           | 16.00                 |
| <b>Total for Tarakihi</b>                  | <b>653</b>                  | <b>8,305</b>                 |                       | <b>1</b>                              | <b>16</b>                    |                       |
| <b>Toothfish, Other</b>                    |                             |                              |                       |                                       |                              |                       |
| <i>Finfish, Frozen Other form</i>          | 955                         | 6,861                        | 7.18                  |                                       |                              |                       |
| <b>Total for Toothfish, Other</b>          | <b>955</b>                  | <b>6,861</b>                 |                       |                                       |                              |                       |
| <b>Trevally</b>                            |                             |                              |                       |                                       |                              |                       |
| <i>Finfish, Chilled Whole</i>              | 11,997                      | 105,209                      | 8.77                  | 758                                   | 7,910                        | 10.44                 |
| <i>Finfish, Frozen Whole</i>               | 690                         | 1,792                        | 2.60                  | 150                                   | 380                          | 2.53                  |
| <b>Total for Trevally</b>                  | <b>12,687</b>               | <b>107,001</b>               |                       | <b>908</b>                            | <b>8,290</b>                 |                       |
| <b>Tuatua</b>                              |                             |                              |                       |                                       |                              |                       |
| <i>Other Molluscs, Chilled</i>             | 225                         | 1,924                        | 8.55                  | 60                                    | 206                          | 3.43                  |
| <b>Total for Tuatua</b>                    | <b>225</b>                  | <b>1,924</b>                 |                       | <b>60</b>                             | <b>206</b>                   |                       |
| <b>Tuna, Albacore/Longfinned</b>           |                             |                              |                       |                                       |                              |                       |
| <i>Finfish, Chilled Other form</i>         | 685                         | 8,197                        | 11.97                 |                                       |                              |                       |
| <b>Total for Tuna, Albacore/Longfi</b>     | <b>685</b>                  | <b>8,197</b>                 |                       |                                       |                              |                       |
| <b>Tuna, Atlantic Bluefin</b>              |                             |                              |                       |                                       |                              |                       |
| <i>Finfish, Chilled Whole</i>              | 1,155                       | 18,608                       | 16.11                 |                                       |                              |                       |
| <b>Total for Tuna, Atlantic Bluefin</b>    | <b>1,155</b>                | <b>18,608</b>                |                       |                                       |                              |                       |
| <b>Tuna, Bigeye</b>                        |                             |                              |                       |                                       |                              |                       |
| <i>Finfish, Chilled Other form</i>         | 229                         | 3,134                        | 13.69                 |                                       |                              |                       |
| <i>Finfish, Chilled Whole</i>              | 866                         | 8,785                        | 10.14                 | 234                                   | 2,234                        | 9.55                  |
| <b>Total for Tuna, Bigeye</b>              | <b>1,095</b>                | <b>11,919</b>                |                       | <b>234</b>                            | <b>2,234</b>                 |                       |
| <b>Tuna, Other</b>                         |                             |                              |                       |                                       |                              |                       |
| <i>Finfish, Chilled Headed and Guttred</i> | 39,658                      | 449,164                      | 11.33                 |                                       |                              |                       |
| <b>Total for Tuna, Other</b>               | <b>39,658</b>               | <b>449,164</b>               |                       |                                       |                              |                       |
| <b>Tuna, Pacific Bluefin</b>               |                             |                              |                       |                                       |                              |                       |
| <i>Finfish, Chilled Headed and Guttred</i> | 74                          | 751                          | 10.15                 |                                       |                              |                       |



| <i>NETT</i>                      | <i>Jan 2012 -- Dec 2012</i> |                              |                       | <i>Month-to-Date: December - 2012</i> |                              |                       |
|----------------------------------|-----------------------------|------------------------------|-----------------------|---------------------------------------|------------------------------|-----------------------|
|                                  | <i>Weight<br/>(kg)</i>      | <i>FOB* Value<br/>(\$NZ)</i> | <i>Unit<br/>Value</i> | <i>Weight<br/>(kg)</i>                | <i>FOB* Value<br/>(\$NZ)</i> | <i>Unit<br/>Value</i> |
| <b>United States</b>             |                             |                              |                       |                                       |                              |                       |
| Total for Tuna, Pacific Bluefin  | 74                          | 751                          |                       |                                       |                              |                       |
| <b>Tuna, Southern Bluefin</b>    |                             |                              |                       |                                       |                              |                       |
| <i>Finfish, Chilled Whole</i>    | 2,111                       | 22,047                       | 10.44                 |                                       |                              |                       |
| Total for Tuna, Southern Bluefin | 2,111                       | 22,047                       |                       |                                       |                              |                       |
| <b>Warehou, Blue</b>             |                             |                              |                       |                                       |                              |                       |
| <i>Finfish, Chilled Fillets</i>  | 200                         | 3,123                        | 15.62                 |                                       |                              |                       |
| Total for Warehou, Blue          | 200                         | 3,123                        |                       |                                       |                              |                       |
| Total for United States          | 17,997,210                  | 150,131,595                  |                       | 1,572,316                             | 12,441,064                   |                       |

| <b>NETT</b>                       | <i>Jan 2012 -- Dec 2012</i> |                              |                       | <i>Month-to-Date: December - 2012</i> |                              |                       |
|-----------------------------------|-----------------------------|------------------------------|-----------------------|---------------------------------------|------------------------------|-----------------------|
|                                   | <i>Weight<br/>(kg)</i>      | <i>FOB* Value<br/>(\$NZ)</i> | <i>Unit<br/>Value</i> | <i>Weight<br/>(kg)</i>                | <i>FOB* Value<br/>(\$NZ)</i> | <i>Unit<br/>Value</i> |
| <b>Uruguay</b>                    |                             |                              |                       |                                       |                              |                       |
| <b>Hake</b>                       |                             |                              |                       |                                       |                              |                       |
| <i>Finfish, Frozen Fillets</i>    | 2,040                       | 17,482                       | 8.57                  | 2,040                                 | 17,482                       | 8.57                  |
| <b>Total for Hake</b>             | <b>2,040</b>                | <b>17,482</b>                |                       | <b>2,040</b>                          | <b>17,482</b>                |                       |
| <b>Hoki</b>                       |                             |                              |                       |                                       |                              |                       |
| <i>Finfish, Frozen Fillets</i>    | 55,488                      | 303,766                      | 5.47                  |                                       |                              |                       |
| <b>Total for Hoki</b>             | <b>55,488</b>               | <b>303,766</b>               |                       |                                       |                              |                       |
| <b>Ling</b>                       |                             |                              |                       |                                       |                              |                       |
| <i>Finfish, Frozen Fillets</i>    | 7,500                       | 91,818                       | 12.24                 | 7,500                                 | 91,818                       | 12.24                 |
| <i>Finfish, Frozen Other form</i> | 6,360                       | 82,201                       | 12.92                 |                                       |                              |                       |
| <b>Total for Ling</b>             | <b>13,860</b>               | <b>174,019</b>               |                       | <b>7,500</b>                          | <b>91,818</b>                |                       |
| <b>Mussels</b>                    |                             |                              |                       |                                       |                              |                       |
| <i>Mussels, HS Frozen</i>         | 8,040                       | 44,699                       | 5.56                  | 5,040                                 | 28,124                       | 5.58                  |
| <b>Total for Mussels</b>          | <b>8,040</b>                | <b>44,699</b>                |                       | <b>5,040</b>                          | <b>28,124</b>                |                       |
| <b>Total for Uruguay</b>          | <b>79,428</b>               | <b>539,966</b>               |                       | <b>14,580</b>                         | <b>137,424</b>               |                       |

| <b>NETT</b>                               | <b>Jan 2012 -- Dec 2012</b> |                              |                       | <b>Month-to-Date: December - 2012</b> |                              |                       |
|---|-----------------------------|------------------------------|-----------------------|---------------------------------------|------------------------------|-----------------------|
|   | <b>Weight<br/>(kg)</b>      | <b>FOB* Value<br/>(\$NZ)</b> | <b>Unit<br/>Value</b> | <b>Weight<br/>(kg)</b>                | <b>FOB* Value<br/>(\$NZ)</b> | <b>Unit<br/>Value</b> |
| <b>Vanuatu</b>                            |                             |                              |                       |                                       |                              |                       |
| <b>Antarctic Toothfish</b>                |                             |                              |                       |                                       |                              |                       |
| <i>Finfish, Frozen Other form</i>         | 3                           | 99                           | 33.00                 |                                       |                              |                       |
| <b>Total for Antarctic Toothfish</b>      | <b>3</b>                    | <b>99</b>                    |                       |                                       |                              |                       |
| <b>Cod, Blue</b>                          |                             |                              |                       |                                       |                              |                       |
| <i>Finfish, Frozen Whole</i>              | 6                           | 230                          | 38.33                 |                                       |                              |                       |
| <b>Total for Cod, Blue</b>                | <b>6</b>                    | <b>230</b>                   |                       |                                       |                              |                       |
| <b>Cod, Red</b>                           |                             |                              |                       |                                       |                              |                       |
| <i>Finfish, Frozen Fillets</i>            | 300                         | 2,305                        | 7.68                  |                                       |                              |                       |
| <b>Total for Cod, Red</b>                 | <b>300</b>                  | <b>2,305</b>                 |                       |                                       |                              |                       |
| <b>Crab</b>                               |                             |                              |                       |                                       |                              |                       |
| <i>Other Crustacea, Frozen</i>            | 727                         | 22,280                       | 30.65                 |                                       |                              |                       |
| <b>Total for Crab</b>                     | <b>727</b>                  | <b>22,280</b>                |                       |                                       |                              |                       |
| <b>Finfish, other fish meat</b>           |                             |                              |                       |                                       |                              |                       |
| <i>Finfish, Processed Other</i>           | 310                         | 1,502                        | 4.85                  |                                       |                              |                       |
| <b>Total for Finfish, other fish meat</b> | <b>310</b>                  | <b>1,502</b>                 |                       |                                       |                              |                       |
| <b>Fish cakes</b>                         |                             |                              |                       |                                       |                              |                       |
| <i>Finfish, Processed Other</i>           | 60                          | 322                          | 5.37                  |                                       |                              |                       |
| <b>Total for Fish cakes</b>               | <b>60</b>                   | <b>322</b>                   |                       |                                       |                              |                       |
| <b>Fish fingers</b>                       |                             |                              |                       |                                       |                              |                       |
| <i>Finfish, Processed Other</i>           | 154                         | 1,030                        | 6.69                  |                                       |                              |                       |
| <b>Total for Fish fingers</b>             | <b>154</b>                  | <b>1,030</b>                 |                       |                                       |                              |                       |
| <b>Gemfish</b>                            |                             |                              |                       |                                       |                              |                       |
| <i>Finfish, Frozen Fillets</i>            | 300                         | 3,160                        | 10.53                 |                                       |                              |                       |
| <b>Total for Gemfish</b>                  | <b>300</b>                  | <b>3,160</b>                 |                       |                                       |                              |                       |
| <b>Groper</b>                             |                             |                              |                       |                                       |                              |                       |
| <i>Finfish, Frozen Whole</i>              | 5                           | 222                          | 44.40                 |                                       |                              |                       |
| <b>Total for Groper</b>                   | <b>5</b>                    | <b>222</b>                   |                       |                                       |                              |                       |
| <b>Herrings</b>                           |                             |                              |                       |                                       |                              |                       |
| <i>Finfish, Frozen Other form</i>         | 2,000                       | 6,928                        | 3.46                  |                                       |                              |                       |
| <b>Total for Herrings</b>                 | <b>2,000</b>                | <b>6,928</b>                 |                       |                                       |                              |                       |
| <b>Hoki</b>                               |                             |                              |                       |                                       |                              |                       |
| <i>Finfish, Frozen Fillets</i>            | 760                         | 6,189                        | 8.14                  |                                       |                              |                       |
| <b>Total for Hoki</b>                     | <b>760</b>                  | <b>6,189</b>                 |                       |                                       |                              |                       |
| <b>Mackerel, Blue</b>                     |                             |                              |                       |                                       |                              |                       |
| <i>Finfish, Frozen Whole</i>              | 375                         | 673                          | 1.79                  |                                       |                              |                       |
| <b>Total for Mackerel, Blue</b>           | <b>375</b>                  | <b>673</b>                   |                       |                                       |                              |                       |

| <b>NETT</b>                                    | <b>Jan 2012 -- Dec 2012</b> |                              |                       | <b>Month-to-Date: December - 2012</b> |                              |                       |
|--|-----------------------------|------------------------------|-----------------------|---------------------------------------|------------------------------|-----------------------|
|  | <b>Weight<br/>(kg)</b>      | <b>FOB* Value<br/>(\$NZ)</b> | <b>Unit<br/>Value</b> | <b>Weight<br/>(kg)</b>                | <b>FOB* Value<br/>(\$NZ)</b> | <b>Unit<br/>Value</b> |
| <b>Vanuatu</b>                                 |                             |                              |                       |                                       |                              |                       |
| <b>Mackerel, Jack</b>                          |                             |                              |                       |                                       |                              |                       |
| <i>Finfish, Frozen Whole</i>                   | 300                         | 538                          | 1.79                  |                                       |                              |                       |
| <b>Total for Mackerel, Jack</b>                | <b>300</b>                  | <b>538</b>                   |                       |                                       |                              |                       |
| <b>Mussels</b>                                 |                             |                              |                       |                                       |                              |                       |
| <i>Mussels, HS Frozen</i>                      | 848                         | 5,791                        | 6.83                  |                                       |                              |                       |
| <i>Mussels, Live</i>                           | 624                         | 2,028                        | 3.25                  | 114                                   | 444                          | 3.89                  |
| <i>Mussels, Meat Frozen</i>                    | 55                          | 157                          | 2.85                  |                                       |                              |                       |
| <i>Mussels, Whole Frozen</i>                   | 100                         | 1,395                        | 13.95                 |                                       |                              |                       |
| <i>Mussels, Processed Packed</i>               | 194                         | 1,717                        | 8.85                  | 27                                    | 258                          | 9.56                  |
| <b>Total for Mussels</b>                       | <b>1,821</b>                | <b>11,088</b>                |                       | <b>141</b>                            | <b>702</b>                   |                       |
| <b>Octopus</b>                                 |                             |                              |                       |                                       |                              |                       |
| <i>Other Molluscs, Frozen Whole</i>            | 450                         | 3,382                        | 7.52                  |                                       |                              |                       |
| <b>Total for Octopus</b>                       | <b>450</b>                  | <b>3,382</b>                 |                       |                                       |                              |                       |
| <b>Oreo Dory, Smooth</b>                       |                             |                              |                       |                                       |                              |                       |
| <i>Finfish, Frozen Fillets</i>                 | 100                         | 1,068                        | 10.68                 |                                       |                              |                       |
| <b>Total for Oreo Dory, Smooth</b>             | <b>100</b>                  | <b>1,068</b>                 |                       |                                       |                              |                       |
| <b>Other clams chilled</b>                     |                             |                              |                       |                                       |                              |                       |
| <i>Other Molluscs, Chilled</i>                 | 7                           | 310                          | 44.29                 |                                       |                              |                       |
| <b>Total for Other clams chilled</b>           | <b>7</b>                    | <b>310</b>                   |                       |                                       |                              |                       |
| <b>Other clams frozen</b>                      |                             |                              |                       |                                       |                              |                       |
| <i>Other Molluscs, Frozen</i>                  | 5                           | 103                          | 20.60                 |                                       |                              |                       |
| <b>Total for Other clams frozen</b>            | <b>5</b>                    | <b>103</b>                   |                       |                                       |                              |                       |
| <b>Other Fish Packed</b>                       |                             |                              |                       |                                       |                              |                       |
| <i>Other, Processed Cans or Jars, Whole or</i> | 15                          | 127                          | 8.47                  |                                       |                              |                       |
| <b>Total for Other Fish Packed</b>             | <b>15</b>                   | <b>127</b>                   |                       |                                       |                              |                       |
| <b>Other minced</b>                            |                             |                              |                       |                                       |                              |                       |
| <i>Finfish, Processed Packed</i>               | 523                         | 16,492                       | 31.53                 |                                       |                              |                       |
| <b>Total for Other minced</b>                  | <b>523</b>                  | <b>16,492</b>                |                       |                                       |                              |                       |
| <b>Other Molluscs</b>                          |                             |                              |                       |                                       |                              |                       |
| <i>Other Molluscs, Chilled</i>                 | 50                          | 193                          | 3.86                  |                                       |                              |                       |
| <b>Total for Other Molluscs</b>                | <b>50</b>                   | <b>193</b>                   |                       |                                       |                              |                       |
| <b>Other preparations</b>                      |                             |                              |                       |                                       |                              |                       |
| <i>Other, Processed Other</i>                  | 1,101                       | 11,130                       | 10.11                 |                                       |                              |                       |
| <b>Total for Other preparations</b>            | <b>1,101</b>                | <b>11,130</b>                |                       |                                       |                              |                       |
| <b>Oysters, Dredge</b>                         |                             |                              |                       |                                       |                              |                       |
| <i>Oysters, Live</i>                           | 420                         | 4,777                        | 11.37                 | 40                                    | 398                          | 9.95                  |
| <i>Oysters, Chilled</i>                        | 160                         | 1,752                        | 10.95                 |                                       |                              |                       |
| <b>Total for Oysters, Dredge</b>               | <b>580</b>                  | <b>6,529</b>                 |                       | <b>40</b>                             | <b>398</b>                   |                       |

| <b>NETT</b>                                     | <b>Jan 2012 -- Dec 2012</b> |                              |                       | <b>Month-to-Date: December - 2012</b> |                              |                       |
|---|-----------------------------|------------------------------|-----------------------|---------------------------------------|------------------------------|-----------------------|
|   | <b>Weight<br/>(kg)</b>      | <b>FOB* Value<br/>(\$NZ)</b> | <b>Unit<br/>Value</b> | <b>Weight<br/>(kg)</b>                | <b>FOB* Value<br/>(\$NZ)</b> | <b>Unit<br/>Value</b> |
| <b>Vanuatu</b>                                  |                             |                              |                       |                                       |                              |                       |
| <b>Oysters, Pacific</b>                         |                             |                              |                       |                                       |                              |                       |
| <i>Oysters, Chilled</i>                         | 1,500                       | 15,827                       | 10.55                 | 280                                   | 3,026                        | 10.81                 |
| <i>Oysters, Frozen</i>                          | 1,800                       | 17,517                       | 9.73                  | 350                                   | 1,750                        | 5.00                  |
| <b>Total for Oysters, Pacific</b>               | <b>3,300</b>                | <b>33,344</b>                |                       | <b>630</b>                            | <b>4,776</b>                 |                       |
| <b>Oysters, Rock</b>                            |                             |                              |                       |                                       |                              |                       |
| <i>Oysters, Chilled</i>                         | 525                         | 2,792                        | 5.32                  |                                       |                              |                       |
| <b>Total for Oysters, Rock</b>                  | <b>525</b>                  | <b>2,792</b>                 |                       |                                       |                              |                       |
| <b>Rock Lobster</b>                             |                             |                              |                       |                                       |                              |                       |
| <i>Rock Lobster, Frozen Tails</i>               | 10                          | 972                          | 97.20                 |                                       |                              |                       |
| <b>Total for Rock Lobster</b>                   | <b>10</b>                   | <b>972</b>                   |                       |                                       |                              |                       |
| <b>Salmon</b>                                   |                             |                              |                       |                                       |                              |                       |
| <i>Finfish, Frozen Fillets</i>                  | 10                          | 417                          | 41.70                 |                                       |                              |                       |
| <i>Finfish, Processed Cans or Jars, Whole o</i> | 536                         | 10,758                       | 20.07                 |                                       |                              |                       |
| <i>Finfish, Processed Packed</i>                | 101                         | 4,041                        | 40.01                 | 19                                    | 860                          | 45.26                 |
| <i>Finfish, Processed Smoked</i>                | 379                         | 18,044                       | 47.61                 | 68                                    | 3,305                        | 48.60                 |
| <b>Total for Salmon</b>                         | <b>1,026</b>                | <b>33,260</b>                |                       | <b>87</b>                             | <b>4,165</b>                 |                       |
| <b>Salmon, Pacific</b>                          |                             |                              |                       |                                       |                              |                       |
| <i>Finfish, Chilled Headed and Guttled</i>      | 169                         | 2,650                        | 15.68                 |                                       |                              |                       |
| <b>Total for Salmon, Pacific</b>                | <b>169</b>                  | <b>2,650</b>                 |                       |                                       |                              |                       |
| <b>Sardines</b>                                 |                             |                              |                       |                                       |                              |                       |
| <i>Finfish, Frozen Other form</i>               | 2,000                       | 5,711                        | 2.86                  |                                       |                              |                       |
| <b>Total for Sardines</b>                       | <b>2,000</b>                | <b>5,711</b>                 |                       |                                       |                              |                       |
| <b>Scallops</b>                                 |                             |                              |                       |                                       |                              |                       |
| <i>Other Molluscs, Frozen</i>                   | 207                         | 7,931                        | 38.31                 | 30                                    | 1,155                        | 38.50                 |
| <b>Total for Scallops</b>                       | <b>207</b>                  | <b>7,931</b>                 |                       | <b>30</b>                             | <b>1,155</b>                 |                       |
| <b>Shrimps &amp; Prawns</b>                     |                             |                              |                       |                                       |                              |                       |
| <i>Other Crustacea, Processed Cans or Jar</i>   | 4                           | 166                          | 41.50                 |                                       |                              |                       |
| <b>Total for Shrimps &amp; Prawns</b>           | <b>4</b>                    | <b>166</b>                   |                       |                                       |                              |                       |
| <b>Shrimps &amp; Prawns cold-water</b>          |                             |                              |                       |                                       |                              |                       |
| <i>Other Crustacea, Frozen</i>                  | 3,348                       | 54,592                       | 16.31                 | 80                                    | 1,772                        | 22.15                 |
| <b>Total for Shrimps &amp; Prawns col</b>       | <b>3,348</b>                | <b>54,592</b>                |                       | <b>80</b>                             | <b>1,772</b>                 |                       |
| <b>Shrimps &amp; Prawns other</b>               |                             |                              |                       |                                       |                              |                       |
| <i>Other Crustacea, Frozen</i>                  | 5,802                       | 114,511                      | 19.74                 |                                       |                              |                       |
| <b>Total for Shrimps &amp; Prawns oth</b>       | <b>5,802</b>                | <b>114,511</b>               |                       |                                       |                              |                       |
| <b>Snapper</b>                                  |                             |                              |                       |                                       |                              |                       |
| <i>Finfish, Frozen Whole</i>                    | 5                           | 195                          | 39.00                 |                                       |                              |                       |
| <b>Total for Snapper</b>                        | <b>5</b>                    | <b>195</b>                   |                       |                                       |                              |                       |

| <b>NETT</b>                                     | <b>Jan 2012 -- Dec 2012</b> |                              |                       | <b>Month-to-Date: December - 2012</b> |                              |                       |
|---|-----------------------------|------------------------------|-----------------------|---------------------------------------|------------------------------|-----------------------|
|   | <b>Weight<br/>(kg)</b>      | <b>FOB* Value<br/>(\$NZ)</b> | <b>Unit<br/>Value</b> | <b>Weight<br/>(kg)</b>                | <b>FOB* Value<br/>(\$NZ)</b> | <b>Unit<br/>Value</b> |
| <b>Vanuatu</b>                                  |                             |                              |                       |                                       |                              |                       |
| <b>Squid</b>                                    |                             |                              |                       |                                       |                              |                       |
| <i>Squid, Frozen Other Form</i>                 | 692                         | 6,332                        | 9.15                  |                                       |                              |                       |
| <i>Squid, Frozen Tubes/Steaks</i>               | 8,576                       | 64,648                       | 7.54                  |                                       |                              |                       |
| <i>Squid, Frozen Whole</i>                      | 2,420                       | 9,009                        | 3.72                  |                                       |                              |                       |
| <i>Squid, Dried, Salted or in Brine</i>         | 96                          | 622                          | 6.48                  |                                       |                              |                       |
| <i>Squid, Processed</i>                         | 20                          | 210                          | 10.50                 |                                       |                              |                       |
| <b>Total for Squid</b>                          | <b>11,804</b>               | <b>80,821</b>                |                       |                                       |                              |                       |
| <b>Surimi, Other species</b>                    |                             |                              |                       |                                       |                              |                       |
| <i>Finfish, Surimi Other</i>                    | 470                         | 2,994                        | 6.37                  |                                       |                              |                       |
| <b>Total for Surimi, Other species</b>          | <b>470</b>                  | <b>2,994</b>                 |                       |                                       |                              |                       |
| <b>Tunas &amp; Atlantic Bonito</b>              |                             |                              |                       |                                       |                              |                       |
| <i>Finfish, Processed Cans or Jars, Whole o</i> | 76                          | 4,640                        | 61.05                 |                                       |                              |                       |
| <b>Total for Tunas &amp; Atlantic Bonit</b>     | <b>76</b>                   | <b>4,640</b>                 |                       |                                       |                              |                       |
| <b>Turbots</b>                                  |                             |                              |                       |                                       |                              |                       |
| <i>Finfish, Frozen Whole</i>                    | 3                           | 109                          | 36.33                 |                                       |                              |                       |
| <b>Total for Turbots</b>                        | <b>3</b>                    | <b>109</b>                   |                       |                                       |                              |                       |
| <b>Whitebait</b>                                |                             |                              |                       |                                       |                              |                       |
| <i>Finfish, Frozen Whole</i>                    | 126                         | 2,066                        | 16.40                 |                                       |                              |                       |
| <b>Total for Whitebait</b>                      | <b>126</b>                  | <b>2,066</b>                 |                       |                                       |                              |                       |
| <b>Total for Vanuatu</b>                        | <b>38,827</b>               | <b>442,654</b>               |                       | <b>1,008</b>                          | <b>12,968</b>                |                       |

| <b>NETT</b>                               | <b>Jan 2012 -- Dec 2012</b> |                              |                       | <b>Month-to-Date: December - 2012</b> |                              |                       |
|---|-----------------------------|------------------------------|-----------------------|---------------------------------------|------------------------------|-----------------------|
|   | <b>Weight<br/>(kg)</b>      | <b>FOB* Value<br/>(\$NZ)</b> | <b>Unit<br/>Value</b> | <b>Weight<br/>(kg)</b>                | <b>FOB* Value<br/>(\$NZ)</b> | <b>Unit<br/>Value</b> |
| <b>Vietnam</b>                            |                             |                              |                       |                                       |                              |                       |
| <b>Antarctic Toothfish</b>                |                             |                              |                       |                                       |                              |                       |
| <i>Finfish, Frozen Headed and Guttled</i> | 25,196                      | 689,616                      | 27.37                 |                                       |                              |                       |
| <b>Total for Antarctic Toothfish</b>      | <b>25,196</b>               | <b>689,616</b>               |                       |                                       |                              |                       |
| <b>Barracouta</b>                         |                             |                              |                       |                                       |                              |                       |
| <i>Finfish, Frozen Whole</i>              | 15,885                      | 9,548                        | 0.60                  | 7,245                                 | 4,347                        | 0.60                  |
| <b>Total for Barracouta</b>               | <b>15,885</b>               | <b>9,548</b>                 |                       | <b>7,245</b>                          | <b>4,347</b>                 |                       |
| <b>Eels</b>                               |                             |                              |                       |                                       |                              |                       |
| <i>Finfish, Chilled Live</i>              | 14,844                      | 221,077                      | 14.89                 |                                       |                              |                       |
| <b>Total for Eels</b>                     | <b>14,844</b>               | <b>221,077</b>               |                       |                                       |                              |                       |
| <b>Ghostshark</b>                         |                             |                              |                       |                                       |                              |                       |
| <i>Finfish, Frozen Whole</i>              | 6,300                       | 3,785                        | 0.60                  | 120                                   | 72                           | 0.60                  |
| <b>Total for Ghostshark</b>               | <b>6,300</b>                | <b>3,785</b>                 |                       | <b>120</b>                            | <b>72</b>                    |                       |
| <b>Hoki</b>                               |                             |                              |                       |                                       |                              |                       |
| <i>Finfish, Frozen Headed and Guttled</i> | 321,333                     | 698,802                      | 2.17                  |                                       |                              |                       |
| <i>Finfish, Frozen Whole</i>              | 172,290                     | 103,287                      | 0.60                  | 14,790                                | 8,874                        | 0.60                  |
| <b>Total for Hoki</b>                     | <b>493,623</b>              | <b>802,089</b>               |                       | <b>14,790</b>                         | <b>8,874</b>                 |                       |
| <b>Ling</b>                               |                             |                              |                       |                                       |                              |                       |
| <i>Finfish, Frozen Other form</i>         | 17,242                      | 71,644                       | 4.16                  |                                       |                              |                       |
| <b>Total for Ling</b>                     | <b>17,242</b>               | <b>71,644</b>                |                       |                                       |                              |                       |
| <b>Mackerel, Jack</b>                     |                             |                              |                       |                                       |                              |                       |
| <i>Finfish, Frozen Headed and Guttled</i> | 386,920                     | 882,284                      | 2.28                  |                                       |                              |                       |
| <i>Finfish, Frozen Other form</i>         | 682,840                     | 3,402,152                    | 4.98                  | 183,360                               | 1,258,047                    | 6.86                  |
| <b>Total for Mackerel, Jack</b>           | <b>1,069,760</b>            | <b>4,284,436</b>             |                       | <b>183,360</b>                        | <b>1,258,047</b>             |                       |
| <b>Mussels</b>                            |                             |                              |                       |                                       |                              |                       |
| <i>Mussels, HS Frozen</i>                 | 387,105                     | 2,074,150                    | 5.36                  | 24,360                                | 119,883                      | 4.92                  |
| <i>Mussels, Meat Chilled/Frsh</i>         | 1,904                       | 16,828                       | 8.84                  | 300                                   | 2,584                        | 8.61                  |
| <i>Mussels, Whole Frozen</i>              | 44,800                      | 132,706                      | 2.96                  |                                       |                              |                       |
| <b>Total for Mussels</b>                  | <b>433,809</b>              | <b>2,223,684</b>             |                       | <b>24,660</b>                         | <b>122,467</b>               |                       |
| <b>Oreo Dory, Black</b>                   |                             |                              |                       |                                       |                              |                       |
| <i>Finfish, Frozen Other form</i>         | 44                          | 11                           | 0.25                  |                                       |                              |                       |
| <b>Total for Oreo Dory, Black</b>         | <b>44</b>                   | <b>11</b>                    |                       |                                       |                              |                       |
| <b>Oreo Dory, Other</b>                   |                             |                              |                       |                                       |                              |                       |
| <i>Finfish, Frozen Other form</i>         | 15,000                      | 52,001                       | 3.47                  |                                       |                              |                       |
| <b>Total for Oreo Dory, Other</b>         | <b>15,000</b>               | <b>52,001</b>                |                       |                                       |                              |                       |
| <b>Other chilled fillets</b>              |                             |                              |                       |                                       |                              |                       |
| <i>Finfish, Chilled Fillets</i>           | 14,627                      | 214,068                      | 14.64                 |                                       |                              |                       |
| <b>Total for Other chilled fillets</b>    | <b>14,627</b>               | <b>214,068</b>               |                       |                                       |                              |                       |

| <b>NETT</b>                                   | <b>Jan 2012 -- Dec 2012</b> |                              |                       | <b>Month-to-Date: December - 2012</b> |                              |                       |
|---|-----------------------------|------------------------------|-----------------------|---------------------------------------|------------------------------|-----------------------|
|   | <b>Weight<br/>(kg)</b>      | <b>FOB* Value<br/>(\$NZ)</b> | <b>Unit<br/>Value</b> | <b>Weight<br/>(kg)</b>                | <b>FOB* Value<br/>(\$NZ)</b> | <b>Unit<br/>Value</b> |
| <b>Vietnam</b>                                |                             |                              |                       |                                       |                              |                       |
| <b>Other chilled finfish</b>                  |                             |                              |                       |                                       |                              |                       |
| <i>Finfish, Chilled Headed and Guttred</i>    | 100                         | 1,000                        | 10.00                 |                                       |                              |                       |
| <b>Total for Other chilled finfish</b>        | <b>100</b>                  | <b>1,000</b>                 |                       |                                       |                              |                       |
| <b>Other frozen finfish</b>                   |                             |                              |                       |                                       |                              |                       |
| <i>Finfish, Frozen Other form</i>             | 12,660                      | 35,281                       | 2.79                  |                                       |                              |                       |
| <b>Total for Other frozen finfish</b>         | <b>12,660</b>               | <b>35,281</b>                |                       |                                       |                              |                       |
| <b>Patagonian Toothfish</b>                   |                             |                              |                       |                                       |                              |                       |
| <i>Finfish, Frozen Other form</i>             | 189,407                     | 5,060,569                    | 26.72                 | 89,863                                | 2,386,272                    | 26.55                 |
| <b>Total for Patagonian Toothfish</b>         | <b>189,407</b>              | <b>5,060,569</b>             |                       | <b>89,863</b>                         | <b>2,386,272</b>             |                       |
| <b>Paua</b>                                   |                             |                              |                       |                                       |                              |                       |
| <i>Other Molluscs, Processed Cans or Jars</i> | 806                         | 136,580                      | 169.45                |                                       |                              |                       |
| <b>Total for Paua</b>                         | <b>806</b>                  | <b>136,580</b>               |                       |                                       |                              |                       |
| <b>Rock Lobster</b>                           |                             |                              |                       |                                       |                              |                       |
| <i>Rock Lobster, Frozen Other form</i>        | 252                         | 2,131                        | 8.46                  |                                       |                              |                       |
| <b>Total for Rock Lobster</b>                 | <b>252</b>                  | <b>2,131</b>                 |                       |                                       |                              |                       |
| <b>Salmon, Pacific</b>                        |                             |                              |                       |                                       |                              |                       |
| <i>Finfish, Chilled Whole</i>                 | 100                         | 846                          | 8.46                  | 100                                   | 846                          | 8.46                  |
| <b>Total for Salmon, Pacific</b>              | <b>100</b>                  | <b>846</b>                   |                       | <b>100</b>                            | <b>846</b>                   |                       |
| <b>Shrimps &amp; Prawns other</b>             |                             |                              |                       |                                       |                              |                       |
| <i>Other Crustacea, Frozen</i>                | 9,074                       | 108,401                      | 11.95                 |                                       |                              |                       |
| <b>Total for Shrimps &amp; Prawns oth</b>     | <b>9,074</b>                | <b>108,401</b>               |                       |                                       |                              |                       |
| <b>Southern Blue Whiting</b>                  |                             |                              |                       |                                       |                              |                       |
| <i>Finfish, Frozen Headed and Guttred</i>     | 479,740                     | 153,554                      | 0.32                  | 52,380                                | 15,824                       | 0.30                  |
| <i>Finfish, Frozen Whole</i>                  | 1,155                       | 717                          | 0.62                  |                                       |                              |                       |
| <b>Total for Southern Blue Whiting</b>        | <b>480,895</b>              | <b>154,271</b>               |                       | <b>52,380</b>                         | <b>15,824</b>                |                       |
| <b>Squid</b>                                  |                             |                              |                       |                                       |                              |                       |
| <i>Squid, Frozen Whole</i>                    | 191,272                     | 545,493                      | 2.85                  | 19,762                                | 50,740                       | 2.57                  |
| <i>Squid, Frz Heads&amp;Tentacles</i>         | 9,240                       | 37,222                       | 4.03                  |                                       |                              |                       |
| <i>Squid, Dried, Salted or in Brine</i>       | 106,700                     | 433,564                      | 4.06                  |                                       |                              |                       |
| <b>Total for Squid</b>                        | <b>307,212</b>              | <b>1,016,279</b>             |                       | <b>19,762</b>                         | <b>50,740</b>                |                       |
| <b>Tuna, Albacore/Longfinned</b>              |                             |                              |                       |                                       |                              |                       |
| <i>Finfish, Frozen Whole</i>                  | 499,450                     | 1,935,157                    | 3.87                  |                                       |                              |                       |
| <b>Total for Tuna, Albacore/Longfi</b>        | <b>499,450</b>              | <b>1,935,157</b>             |                       |                                       |                              |                       |
| <b>Tuna, Other</b>                            |                             |                              |                       |                                       |                              |                       |
| <i>Finfish, Frozen Whole</i>                  | 188,235                     | 499,091                      | 2.65                  |                                       |                              |                       |
| <b>Total for Tuna, Other</b>                  | <b>188,235</b>              | <b>499,091</b>               |                       |                                       |                              |                       |
| <b>Warehou, Silver</b>                        |                             |                              |                       |                                       |                              |                       |



| <i>NETT</i>                       | <i>Jan 2012 -- Dec 2012</i> |                              |                       | <i>Month-to-Date: December - 2012</i> |                              |                       |
|-----------------------------------|-----------------------------|------------------------------|-----------------------|---------------------------------------|------------------------------|-----------------------|
|                                   | <i>Weight<br/>(kg)</i>      | <i>FOB* Value<br/>(\$NZ)</i> | <i>Unit<br/>Value</i> | <i>Weight<br/>(kg)</i>                | <i>FOB* Value<br/>(\$NZ)</i> | <i>Unit<br/>Value</i> |
| <b>Vietnam</b>                    |                             |                              |                       |                                       |                              |                       |
| <i>Finfish, Frozen Other form</i> | 79,560                      | 369,305                      | 4.64                  |                                       |                              |                       |
| <i>Finfish, Frozen Whole</i>      | 15,160                      | 73,206                       | 4.83                  |                                       |                              |                       |
| <b>Total for Warehou, Silver</b>  | <b>94,720</b>               | <b>442,511</b>               |                       |                                       |                              |                       |
| <b>Total for Vietnam</b>          | <b>3,889,241</b>            | <b>17,964,076</b>            |                       | <b>392,280</b>                        | <b>3,847,489</b>             |                       |

| <b>NETT</b>                                     | <i>Jan 2012 -- Dec 2012</i> |                              |                       | <i>Month-to-Date: December - 2012</i> |                              |                       |
|---|-----------------------------|------------------------------|-----------------------|---------------------------------------|------------------------------|-----------------------|
|   | <i>Weight<br/>(kg)</i>      | <i>FOB* Value<br/>(\$NZ)</i> | <i>Unit<br/>Value</i> | <i>Weight<br/>(kg)</i>                | <i>FOB* Value<br/>(\$NZ)</i> | <i>Unit<br/>Value</i> |
| <b>Wallis And Futuna Islands</b>                |                             |                              |                       |                                       |                              |                       |
| <b>Mackerel</b>                                 |                             |                              |                       |                                       |                              |                       |
| <i>Finfish, Processed Cans or Jars, Whole o</i> | 1,700                       | 11,265                       | 6.63                  |                                       |                              |                       |
| <b>Total for Mackerel</b>                       | <b>1,700</b>                | <b>11,265</b>                |                       |                                       |                              |                       |
| <b>Mussels</b>                                  |                             |                              |                       |                                       |                              |                       |
| <i>Mussels, HS Frozen</i>                       | 480                         | 3,096                        | 6.45                  |                                       |                              |                       |
| <i>Mussels, Whole Frozen</i>                    | 105                         | 313                          | 2.98                  |                                       |                              |                       |
| <b>Total for Mussels</b>                        | <b>585</b>                  | <b>3,409</b>                 |                       |                                       |                              |                       |
| <b>Octopus</b>                                  |                             |                              |                       |                                       |                              |                       |
| <i>Other Molluscs, Frozen Whole</i>             | 1,050                       | 6,300                        | 6.00                  |                                       |                              |                       |
| <b>Total for Octopus</b>                        | <b>1,050</b>                | <b>6,300</b>                 |                       |                                       |                              |                       |
| <b>Salmon</b>                                   |                             |                              |                       |                                       |                              |                       |
| <i>Finfish, Processed Smoked</i>                | 256                         | 16,645                       | 65.02                 | 30                                    | 2,016                        | 67.20                 |
| <b>Total for Salmon</b>                         | <b>256</b>                  | <b>16,645</b>                |                       | <b>30</b>                             | <b>2,016</b>                 |                       |
| <b>Squid</b>                                    |                             |                              |                       |                                       |                              |                       |
| <i>Squid, Frozen Other Form</i>                 | 2,275                       | 15,277                       | 6.72                  |                                       |                              |                       |
| <b>Total for Squid</b>                          | <b>2,275</b>                | <b>15,277</b>                |                       |                                       |                              |                       |
| <b>Surimi, Other species</b>                    |                             |                              |                       |                                       |                              |                       |
| <i>Finfish, Surimi Other</i>                    | 1,000                       | 6,204                        | 6.20                  |                                       |                              |                       |
| <b>Total for Surimi, Other species</b>          | <b>1,000</b>                | <b>6,204</b>                 |                       |                                       |                              |                       |
| <b>Total for Wallis And Futuna Isla</b>         | <b>6,866</b>                | <b>59,100</b>                |                       | <b>30</b>                             | <b>2,016</b>                 |                       |

| <i>NETT</i>               | <i>Jan 2012 -- Dec 2012</i> |                              |                       | <i>Month-to-Date: December - 2012</i> |                              |                       |
|---------------------------|-----------------------------|------------------------------|-----------------------|---------------------------------------|------------------------------|-----------------------|
|                           | <i>Weight<br/>(kg)</i>      | <i>FOB* Value<br/>(\$NZ)</i> | <i>Unit<br/>Value</i> | <i>Weight<br/>(kg)</i>                | <i>FOB* Value<br/>(\$NZ)</i> | <i>Unit<br/>Value</i> |
| <b><i>Grand Total</i></b> | 304,504,152                 | 1,568,891,829                |                       | 24,265,335                            | 135,349,361                  |                       |

*FOB\* - Free on board. The value of export goods, including raw material, processing, packaging, storage and transportation up to the point where the goods are about to leave the country as exports. FOB does not include storage, export transport or insurance cost to get the goods to the export market.*